




UniqueLine

Doors with personality

WOOD & WOOD-ALUMINIUM
DESIGN YOUR WAY





UniqueLine

Doors with personality

**MAXIMUM DESIGN FREEDOM –
STYLISH COMBINATION**

A collection that sets standards

Minimalist. Combinable. Expressive. The UniqueLine entrance door collection combines modern design with high-quality materials.

Elegant types of wood or aluminium surfaces can be combined with exciting details such as filigree pilaster strips in powder-coated stainless steel. The well-thought-out colour and material concept opens up a wide range of design options.

Proven UNILUX quality

UNILUX has always stood for engineering excellence and smart product development. This collection also follows the principle of highest quality, well-thought-out functionality and high security. Thanks to series production, this excellence remains affordable – without compromising on design.



Contents

UniqueLine



UNIQUELINE COLLECTION

Mix & Match	07
Linear	09
Accent	13
Quarré	15
Diagonal	17
Closed	19
Light	21
Décor	23

CONFIGURE

Modular design	27
Materials & colours	29
Wood veneers overview	31
Custom-made doors	33
Accessories / Handles & Pilasters	35
Technology / Hinges & Thresholds	39
Glass insert	41
Side panel design	43
Security	45

UNILUX

UNILUX brand advantages	47
Door models overview	49
Legal information	51

WOODEN DOOR
INTERIOR VIEW

WOOD-ALUMINIUM DOOR
INTERIOR VIEW



1 | Materials

Choose between wood or wood-aluminium.

WOOD-ALUMINIUM IN DESIGNER COLOURS

HIGH-QUALITY WOODS IN VARIOUS FINISHES

*1 HA2503 Wood-aluminium RAL 7006
Pilaster strips 5 mm & handle AGR7111 Ø 200 mm
both RAL 9005 matt black

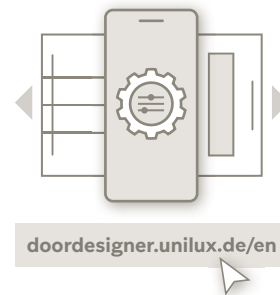
*2 HO2502 Oak embossed transverse E1166
transparent Pilaster strips 16 mm & handle
AGR7105 800 mm both RAL 9005 black matt

Mix & Match

Configure with style

Configure your designer door

Minimalist aesthetics meet sophisticated modularity. Different materials, designs and door handles can be flexibly combined – for a result that blends harmoniously into any architecture. Whether clear lines or striking accents: this collection makes a statement for modern living.



**ONLINE CUSTOM
DOOR DESIGNER**

CREATE YOUR DREAM
DOOR WITH EASE

doordesigner.unilux.de/en

For more see reverse side

3 STEPS TO YOUR DREAM DOOR

2 | Designs

Make your individual design statement by changing the material.



CLOSED
Page 19

Closed



LINEAR
Page 9

Accents through pilaster strips



ACCENT
Page 13



QUARRÉ
Page 15



DIAGONAL
Page 17



LIGHT
Page 21

Glass insert

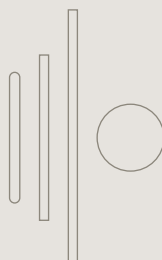


DÉCOR
Page 23

Material mix

3 | Handles

Depending on their shape and colour, they give your door a unique look.





LINEAR WOODEN ENTRANCE DOORS

HO2512 | Oak, knotty longitudinal E167, transparent matt, pilaster strips 16 mm & handle AGR7105 1800 mm, both RAL 9005 matt black, Side panel: Stopsol Classic Bronze sun protection glass

Structure and material mix in symmetrical elegance

Fine metallic pilaster strips meet warm wood and structure the door surface in a harmonious arrangement. The design impresses with its calmness, rhythm and modern graphic look. Handles and rosettes stylishly echo the lines and can be perfectly matched to the overall look in terms of colour and shape – either as bar handles in various lengths and shapes or geometrically circular.

COLOURED PILASTER STRIPS, CLEAR CONTOURS

The pilaster strips are available in various thicknesses and colours. In black, stainless steel or bronze, giving your entrance door a linear look with a colour-coordinated handle.






H02510 | Oak with knots transverse EI167 transparent matt, pilaster strips 8 mm & handle AGR7105 1800 mm, both C33 medium bronze powder-coated



H02509 | Unplaned oak transverse EI167, transparent matt, pilaster strips 8 mm & handle AGR7111 Ø 200 mm, both RAL 9005 matt black




H02511 | Pine embossed longitudinal KI166 transparent, pilaster strips 8 mm & handle AGR7106 1800 mm, both RAL 9005 matt black



H02512 | Eucalyptus ME167, transparent matt, pilaster strips 16 mm & handle AGR7105 1800 mm, both RAL 9005 matt black

Available in other types of wood

More on page 31





LINEAR WOOD-ALUMINIUM ENTRANCE DOORS

Each door is unique: same shape with a new effect

All designs in the collection are also available as wood-aluminium variants – in eight selected design colours, perfectly matched to the metallic pilaster strips. The combination of powder-coated aluminium and precisely inserted metal elements gives the doors a minimalist yet industrial look.

MATT ALUMINIUM SURFACES

The modern matt colours and clear geometric shapes create a natural elegance that blends harmoniously into any modern architecture. Robust, easy to maintain and visually striking – the wood-aluminium doors of the UniqueLine are ideal for contemporary urban living.



HA2510 | Wood-aluminium RAL 7023,
pilaster strips 8 mm & handle AGR7105
1000 mm, both RAL 9005 matt black



HA2509 | Wood-aluminium RAL 7030,
pilaster strips 8 mm & handle AGR7111
Ø 200 mm, both RAL 9005 matt black




HA2512 | Wood-aluminium RAL 1019,
pilaster strips 16 mm & handle AGR7109 600 mm,
both C33 medium bronze powder-coated




HA2511 | Wood-aluminium RAL 7006,
pilaster strips 8 mm & handle AGR7105
1800 mm, both RAL 9005 matt black

Available in
other pilaster
strip colours
More on page 35



Available in
other colours
More on page 29



OR
PREFERRED
RAL COLOUR*



H02502 | Embossed oak transverse E1167 transparent matt, pilaster strips 16 mm & handle AGR7105 1000 mm, both RAL 9005 matt black



H02501 | Oak with knots longitudinal E1167 transparent matt, decorative groove 16 mm & handle AGR7111 Ø 200 mm, C33 medium bronze powder-coated

ACCENT WOOD & WOOD-ALUMINIUM

Clear surfaces thanks to striking lines

Our Accent doors focus on deliberate breaks rather than uniform structure. Vertical or horizontal pilaster strips divide the door asymmetrically. The minimalist open surfaces allow the materials to unfold, while the precisely placed pilaster strips catch the eye and create architectural highlights.



H02503 | Spruce longitudinal F1166 transparent, pilaster strips 8 mm & handle AGR7105 1000 mm, both RAL 9005 matt black



HA2501 | Wood-aluminium RAL 7023, pilaster strips 8 mm & handle AGR7105 500 mm, both RAL 9005 matt black



HA2503 | Wood-aluminium RAL 1019, pilaster strips 8 mm & handle AGR7105 500 mm, both RAL 9005 matt black



HA2502 | Wood-aluminium RAL 7032, pilaster strips 16 mm & handle AGR7105 1000 mm, both RAL 9005 matt black

PILASTER STRIP OR DECORATIVE GROOVE – FROM SUBTLE TO PROMINENT

The pilaster strips are not only available in different colours and designs, but also in 3 thicknesses:




Pilaster strip, width 5 mm
raised




Pilaster strip, width 8 mm
flush-mounted



Pilaster strip, width 16 mm
flush-mounted



Decorative groove, width 7 mm
round milled (only for wooden doors)




Decorative groove, width 8 mm
square milled (also for wood-aluminium doors)



Decorative groove, width 16 mm
square milled (also for wood-aluminium doors)



H02508 | Pine longitudinal KI167 transparent matt, pilaster strips 5 mm & handle AGR7105 500 mm, both C33 medium bronze powder-coated



H02507 | Oak with knots longitudinal EI167 transparent matt, pilaster strips 5 mm & handle AGR7105 500 mm, both RAL 9005 matt black

QUARRÉ WOOD & WOOD-ALUMINIUM

Proportion meets precision

Delicately placed vertical and horizontal pilaster strips divide the surface into segments of varying sizes. The lines follow the golden ratio, creating a composition that is both balanced and exciting. The matching handle gives the Quarré entrance doors an elegant and clear presence.



HA2508 | Wood-aluminium RAL 7030,
pilaster strips 5 mm & handle AGR7105 500 mm,
both RAL 9005 matt black



HA2507 | Wood-aluminium RAL 1019,
pilaster strips 5 mm & handle AGR7105 500 mm,
both RAL 9005 matt black



DESIGN THE INSIDE OF THE DOOR:

Choose your individual wood surface in your preferred colour. From glazed to opaque, this UNILUX service is available for every model.



DIAGONAL WOOD & WOOD-ALUMINIUM

H02504 | Wood-aluminium RAL 8019, pilaster strips 5 mm & handle AGR7103 600 mm, RAL 2004 (accent) and RAL 9005 black, side panel: Satinato glass

Dynamic with a striking effect

Diagonally placed pilaster strips break up the usual order and create subtle movement in the surface. This dynamic effect gives the door a particularly modern look. In addition, you can emphasise this effect with an accent colour – here in a bright neon orange – to create a striking, individual look.

MAKE A STATEMENT:

Choose the upper pilaster strip, handle and rosette in a striking accent colour.

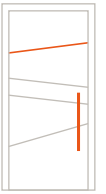





HA2504 | Wood-aluminium RAL 7006, pilaster strips 5 mm & handle AGR7109 600 mm, both RAL 9005 matt black



HA2504 | Wood-aluminium RAL 8019, pilaster strips 5 mm & handle AGR7103 600 mm, RAL 2004 (accent) and RAL 9005 matt black




**DESIGN
PILASTER STRIP**




Upper pilaster strip and handle also available in your preferred RAL colour* on request

RAL 2004 was used in this example

Accent colours for pilaster strips and handles



Colours for pilaster strips and handles




HO2504 | Unplaned oak longitudinal EI167 transparent matt, pilaster strips 5 mm & handle AGR7109 600 mm, both C33 medium bronze powder-coated



HA2504 | Wood-aluminium RAL 9005, pilaster strips 5 mm & handle AGR7109 600 mm, both C33 medium bronze powder-coated



H02500 Blossom oak transverse E167 transparent matt,
handle AGR7105 1000 mm,
RAL 9005 matt black




H02500 Oak with knots longitudinal E167 transparent matt,
handle AGR7106 1800 mm,
RAL 9005 matt black

CLOSED WOOD & WOOD-ALUMINIUM


Entrance doors for purists

In keeping with the mix & match principle, UniqueLine doors can also be designed without any additional decorative elements. Available in wood or wood-aluminium, in various colours and glazes, these doors impress with their calm surfaces and carefully selected handles. Simple, functional and timeless.






HA2500 | Wood-aluminium RAL 9005,
handle AGR7109 600 mm,
RAL 9005 matt black



HA2500 | Wood-aluminium RAL 7023,
handle AGR7105 1800 mm,
RAL 9005 matt black



DOOR FRAME FROM A DIFFERENT MATERIAL?

All UniqueLine entrance doors are also available with wood or aluminium frames in RAL colours. For maximum design freedom and optimal adaptation to the frame colour of your UNILUX windows.



HA2500 | Wood-aluminium RAL 7032,
handle AGR7105 500 mm,
RAL 9005 matt black



H02513 | Blossom oak transverse El167 transparent matt, vertical vision panel 280 x 1800 mm, Stopsol classic bronze, handle AGR7105 1800 mm C33 medium bronze powder-coated



H02514 | Oak with knots transverse El167 transparent matt, round vision panel Ø 420 mm, 875 house number, handle AGR7105 500 mm RAL 9005 matt black

LIGHT WOOD & WOOD-ALUMINIUM

Functional light design

Glass insert with design appeal: Geometric shapes are also the focus here. The narrow vision panel looks elegant and subtle, while the reinterpreted 'porthole' adds a modern accent to the entrance area. Various glass options complement the mix of materials, from transparent to matt, and provide natural light in the entrance area.

H02514, interior view
Pine KI 167 transparent matt






HA2513 | Wood-aluminium RAL 1019,
vertical vision panel 280 x 1800 mm,
871 partially frosted, handle AGR7105 1800 mm
C33 medium bronze powder-coated



HA2513 | Wood-aluminium RAL 7032,
vertical vision panel 280 x 1800 mm, 872 stripes,
handle AGR7105 1800 mm RAL 9005 matt black



**STOP SOL GLASS
CLASSIC BRONZE**

Reflective bronze

From the outside, the glass impresses with its elegant, shiny and reflective appearance. Inside, Stopsol ensures pleasant air-conditioning while offering more privacy and comfort.

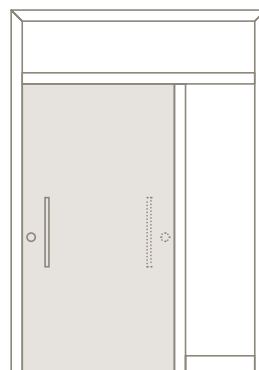


**SATINATO
GLASS**

Frosted glass

Satinato glass gives your front door a modern, high-quality look while ensuring privacy in the entrance area. The silk matt surface allows daylight to shine through gently.

Other glass inserts available
More on pages 41 – 43



VISION PANELS

Transom lights & side panels

Transom lights and side panels also provide brightness in the entrance area.

More from page 33

A close-up photograph of a door featuring a mix of materials. The top half is a light-colored wood grain, and the bottom half is a dark, possibly black or dark blue, material. A vertical strip of the same dark material runs down the center. A circular keyhole is visible in the dark material on the right side.

DÉCOR WOOD & WOOD-ALUMINIUM

Exciting mix of materials

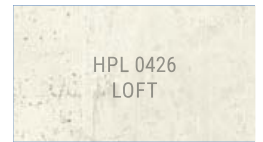
The versatile decorative doors open up great creative freedom with a versatile design element in two formats. HPL with an authentic stone look adds structural depth, while painted aluminium creates a colour change. The result is an entrance door with character that makes a powerful statement.



HA2505 | Wood-aluminium RAL 7006, decorative panel 900 mm HPL 0497, handle AGR7105 1800 mm, RAL 9005 matt black



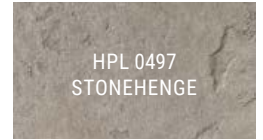
H02506 | Embossed oak transverse EI167 transparent matt, decorative panel 170 mm HPL 0427, handle AGR7105FP 1800 mm (fingerprint) brushed stainless steel



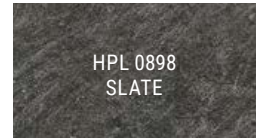
HPL 0426
LOFT



HPL 0427
SKYLINE



HPL 0497
STONEHENGE



HPL 0898
SLATE

**DECORATIVE PANEL
IN HPL**

**High-pressure laminate
for curtain walls**


HPL is a durable laminate that is particularly robust, scratch-resistant and impact-resistant. The matt stone look gives your door a contemporary industrial look.



H02505 | Larch LR166 transparent, decorative panel 900 mm aluminium RAL 9005, handle AGR7104 1800 mm, RAL 9005 matt black




H02506 | Reclaimed oak with knots transverse EI167 transparent matt, decorative panel 170 mm aluminium RAL 7032, handle AGR7104 1800 mm, brushed stainless steel




RAL 7032

RAL 7023



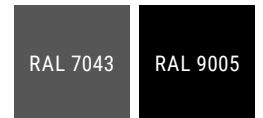
RAL 1019

RAL 7006



RAL 8019

RAL 7030



RAL 7043

RAL 9005

**DECORATIVE PANEL
IN ALUMINIUM**

Aluminium

Select your decorative panel and, if desired, the handle in a RAL colour. In muted tones or bold colours, as shown on the next page.



COLOURED GLASS

Brightly coloured, painted on reverse side

The colour shimmers gently through the glass body of the ESG (tempered safety glass). The slight reflection gives the surface a high-quality depth. Colour options can be found on the right.



HA2505 | Wood-aluminium RAL 9010 pure white, decorative panel 900 mm glass RAL 6033, handle AGR7105 1800 mm, brushed stainless steel



HA2506 | Wood-aluminium RAL 9010 pure white, decorative panel 170 mm glass RAL 6034, handle AGR7105 1800 mm, brushed stainless steel

DÉCOR WOOD & WOOD-ALUMINIUM

Strong colours and clear shapes

Where curtain walls are similar, colourful details create a visual highlight: There are six intense shades to choose from, available in glossy glass or matt aluminium. Handle and rosette elements can be colour-coordinated or set as a deliberate contrast. This allows you to create a striking and modern design statement.



H02506 | Pine longitudinal KI118 white transparent, decorative panel 170 mm aluminium RAL 2004, handle AGR7105FP (fingerprint) 1800 mm RAL 2004




H02505 | Pine longitudinal KI118 white transparent, decorative panel 900 mm aluminium RAL 2004, handle AGR7105 1800 mm, RAL 3027



HA2506 | Wood-aluminium RAL 9010 pure white, decorative panel 170 mm aluminium RAL 1023, handle AGR7105 1800 mm RAL 1023



H02506 | Pine longitudinal KI118 white transparent, decorative panel 170 mm aluminium RAL 6034, handle AGR7105FP (fingerprint) 1800 mm RAL 5014



H02505 | Pine longitudinal KI118 white transparent, decorative panel 900 mm aluminium RAL 5014, handle AGR7105 1800 mm, RAL 1023

RAL 6034	RAL 6033
RAL 5014	RAL 3027
RAL 2004	RAL 1023

ACCENT RAL COLOURS

Available in glass or aluminium

For the glass and aluminium decorative panels and a handle of your choice, we offer 8 subtle and 6 bold accent colours in a matt finish. Other preferred RAL colours are available on request and at an additional cost.




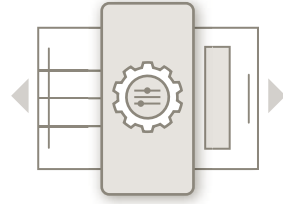
A modular design Many possibilities

**MAKE A STATEMENT.
WITH THE DESIGN DOORS FROM
THE UNIQUELINE COLLECTION.**

Form, function and personality

Minimalist aesthetics meet sophisticated modularity. Different materials, surfaces and door handles can be flexibly combined – for a result that blends harmoniously into any architecture. Whether clear lines or striking accents: this collection makes a statement for modern living.





**ONLINE CUSTOM
DOOR DESIGNER**

CREATE YOUR
DREAM DOOR WITH EASE




SCAN ME

doordesigner.unilux.de/en



Materials & Colours at a glance



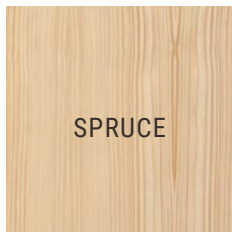






DOOR LEAF & FRAME
EXTERIOR & INTERIOR

WOOD FINISHES

TRANSPARENT

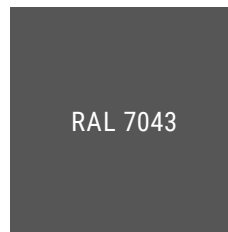

STAINED



Choose from the following types of wood: oak, larch, eucalyptus grandis, spruce and pine, as well as from 20 glaze shades. Your UNILUX specialist partner will advise you on which glaze colours can be used on the respective types of wood.

RAL COLOURS

FOR WOOD AND WOOD-ALUMINIUM DOORS

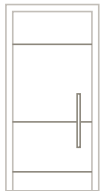


The colours shown here are the standard colours of the Unique-Line and are recommended by UNILUX. Other opaque RAL colours are available on request and at an additional cost.

The colours, materials and textures of the UniqueLine are harmoniously coordinated and offer a wide range of options for individual design. Whether harmonious or with specific colour accents – you determine the character of your individual entrance door.

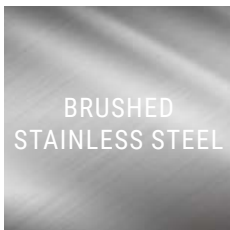
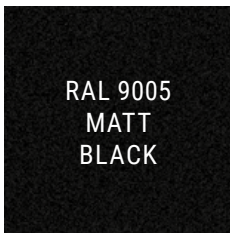
***PREFERRED RAL COLOUR**

Our door manufacturer can make many things possible: Door surfaces, pilaster strips, decorative panels, rosettes and handles are also available in your preferred RAL colour on request and at an additional cost.




PILASTER STRIPS & HANDLES

METAL




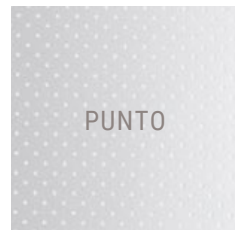

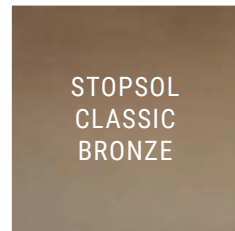
PREFERRED RAL COLOUR*

Match the colours of the pilaster strips and handles. Your UNILUX specialist partner will be happy to advise you.



VISION PANEL

GLASS

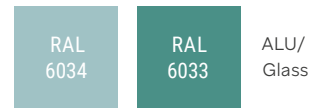


Glass selection: The designer glass shown here is only a small selection. Many other textures are available.



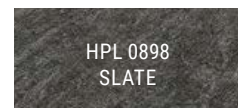
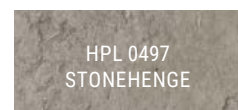
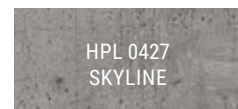
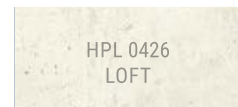
DECORATIVE PANEL MATERIALS

DÉCOR




PREFERRED RAL COLOUR*

Decorative glass: Glass is painted opaque from behind and has a shiny sheen, aluminium décor panel is painted matt.



HPL: A robust material that is often used in architecture as curtain wall cladding.

Wood veneers overview



DOOR LEAF
EXTERIOR & INTERIOR

TEXTURED WOOD SURFACES

Noticeably embossed grain

These uniquely textured veneers impress with their lively, embossed surface that is not only visible but also noticeable to the touch. Knots, colour nuances and knot-holes emphasise the natural origin – each veneer is truly one of a kind. The random arrangement of the grain appears authentic, modern and full of character.



UNPLANED OAK

Fine grooves from the saw cut, which run at right angles to the natural grain, characterise the surface and give the oak an authentic, original character. The wood looks original and lively, but retains its visual sense of calm thanks to the absence of visible knotholes.



longitudinal



transverse



EMBOSSSED OAK

The wood grain is embossed into the veneer using a precise pressing process, creating an embossed surface. Knotholes and natural grain patterns create a lively, natural look and emphasise the typical character of oak.



longitudinal



transverse



EMBOSSSED PINE

The surface is refined by precise embossing, giving it a textured finish. Without knots, the linear, straight grain of the pine comes to the fore, creating a calm, modern appearance. Choose between a longitudinal or transverse structure.



longitudinal



transverse

BLOSSOM OAK

Lively wood structures with knots characterise the appearance of this surface. Organic veneer elements meet in sealed softly flowing joints. This creates an expressive, rustic appearance with transverse, natural joints.



transverse



SMOOTH WOOD SURFACES

Timeless, harmonious elegance

Smooth veneers impress with their homogeneous, smooth surface and harmonious overall appearance. The spectrum ranges from subtly structured designs for a calm, understated effect to more lively oak variants with free-flowing grain and visible knotholes.

KNOTTY OAK

Smooth surface with free-flowing grain and individual knotholes for a lively yet balanced appearance.



longitudinal

transverse



KNOTTY RECLAIMED OAK

A dark glaze gives the oak a deeper, calmer effect. Knotholes and a lively grain create a random structure.



longitudinal

transverse



SYMMETRICAL VENEERS



OAK



LARCH



EUCALYPTUS



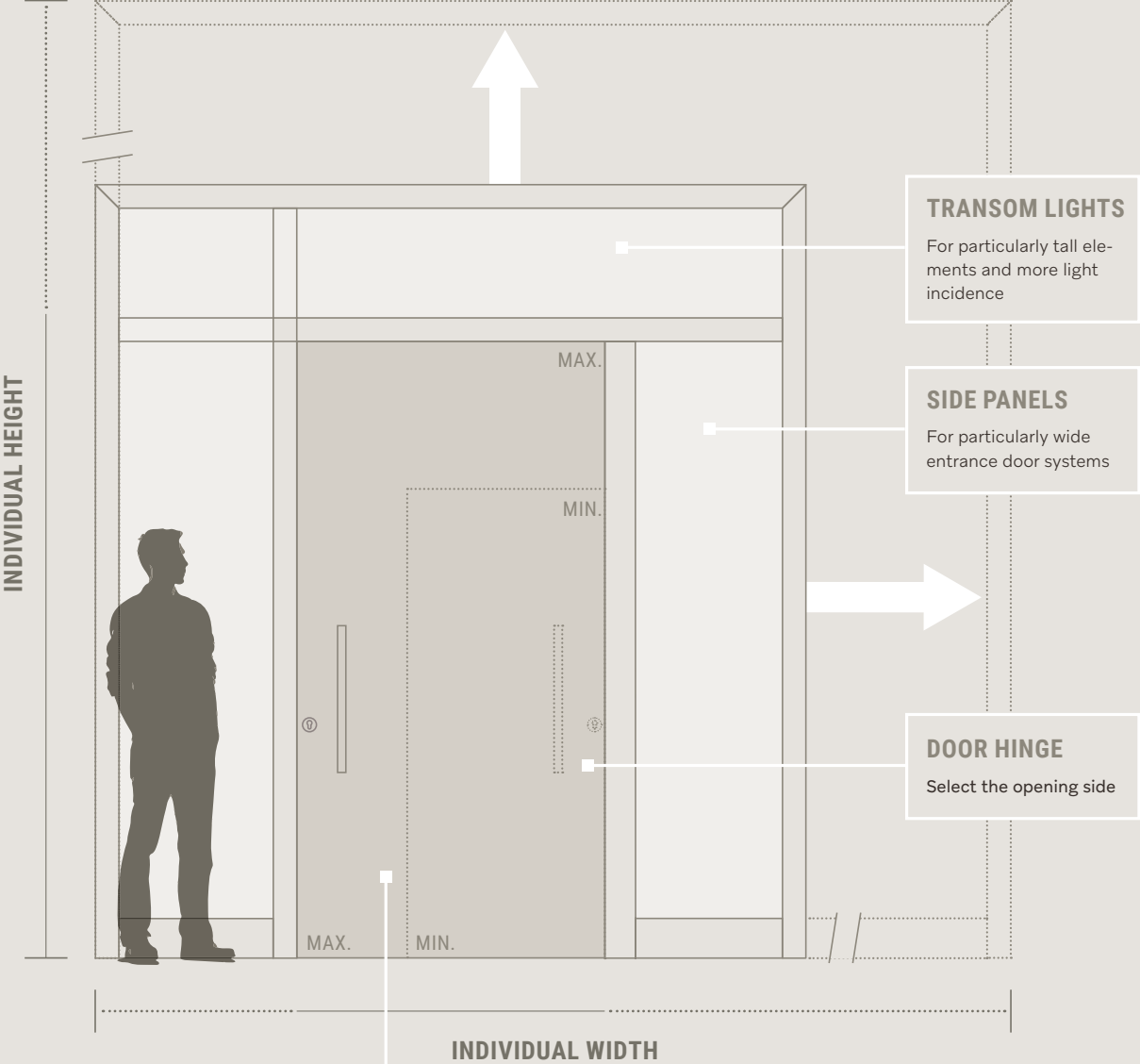
SPRUCE



PINE

A custom-made door individually configured

We manufacture your door to
your preferred dimensions



DOOR LEAF	
Width	Height
MIN. 800 mm	MIN. 1900 mm
MAX. 1250 mm	MAX. 2500 mm

Your individual entrance door from the UniqueLine collection

How large should an entrance door be? On which side should it open? Are one or two leaves better? And how much daylight should the door let in? These are questions that everyone will answer differently.

That is why we deliver your custom-made UNILUX entrance doors not only in the length and width that you want, but also with the fittings of your choice. For example, with either one or two flanking side panels and transom lights. Elements that accentuate your door and add additional design accents.

EXAMPLE MATERIAL MIX FOR YOUR ENTRANCE DOOR

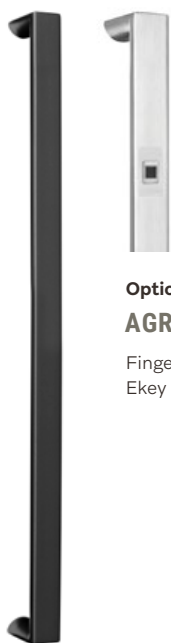


A door tailored to your wishes – inside and outside

Your entrance door is more than just a functional building element; it is an expression of your personal style. That is why every door we make can be customised: e.g. impressive on the outside with a striking oak surface and subtle on the inside in a light RAL colour. With respect to handles, colours and materials we also focus on design with concept: you choose what suits your home and architecture. Well-thought-out material combinations and high-quality surfaces ensure that your entrance door is not only functional, but also makes a real design statement.

Accessories

Bar handles



Option
AGR7103FP
Fingerprint
Ekey DLine

AGR7103

Lengths: 600 mm
800 mm
1200 mm
1600 mm
1800 mm
2000 mm

Width: 40 mm



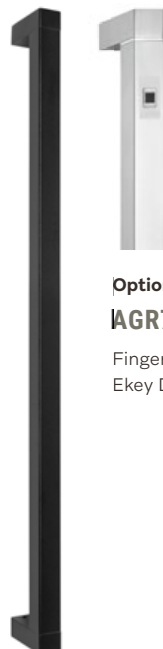
Option
AGR7104FP
Fingerprint
Ekey DLine

Option: Supports
at a 45° angle

AGR7104

Lengths: 800 mm
1200 mm
1600 mm
1800 mm
2000 mm

Width: 40 mm



Option
AGR7105FP
Fingerprint
Ekey DLine

AGR7105

Lengths: 500 mm
800 mm
1000 mm
1200 mm
1600 mm
1800 mm
2000 mm

Width: 30 mm



Option: Supports
at a 45° angle

AGR7106

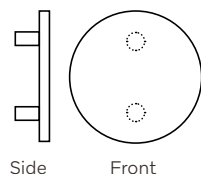
Lengths: 400 mm
600 mm
800 mm
1200 mm
1600 mm
1800 mm
2000 mm

Width: 32 mm

Plate handle



AGR7111



Diameter: 200 mm

Thickness: 12 mm

Mounting depth: 44 mm

Thickness of handle plate: 12 mm



Knobs & rosettes



AGR6004
Ø 52 mm



AGR6005
Ø 52 mm



AGR6006



ROS3021
with CC



ROS3023
with CC



ROS3023
without CC



ROS3022
with CC



ROS3024
with CC



ROS3024
without CC

CC: cylinder cover

Interior handle



IDR2016



IDR2017



IDR2018



As door handle set



AGR5401
without CC



AGR5401ZA1
with CC



AGR5401ZA2
with CC



AGR5402
without CC



AGR5402ZA1
with CC



AGR5401ZA2
with CC



AGR5403
with CC



AGR5403ZA1
with CC



AGR5403ZA2
with CC

Pilaster strips & decorative grooves

Material and finish

The stainless steel pilaster strips are available in 3 different widths. They are also available in various surface colours and coatings (see colour palettes on the right).




Pilaster strip, width
5 mm raised




Pilaster strip, width
8 mm flush-mounted



Pilaster strip, width
16 mm flush-mounted



Decorative groove,
width 7 mm
round milled (only for
wooden doors)



Decorative groove,
width 8 mm
square milled (also
for wood-aluminium
doors)













Decorative groove,
width 16 mm
square milled (also for
wood-aluminium doors)

Colour palettes

Available colours

for all accessories on this double-page spread:

	Stainless steel matt brushed	RAL 6034			RAL 6033
	C35 black powder-coated	RAL 5014			RAL 3027
	C33 medium bronze powder-coated	RAL 2004			RAL 1023
	RAL 9005 matt black				

Accessories

Bar handles



AGR7109

Length: 600 mm
Width: 35 mm



AGR7107

Length: 450 mm



AGR7108 R **AGR7108 L**

for DIN R opening in-wards for DIN L opening in-wards

AGR7108

Length: 450 mm

Rosettes



ROS3026
without CC or with CC



ROS3027
with CC



ROS3025
without CC

CC: cylinder cover

Colour palette

Available colours

for all accessories on this double-page spread:

Colours:

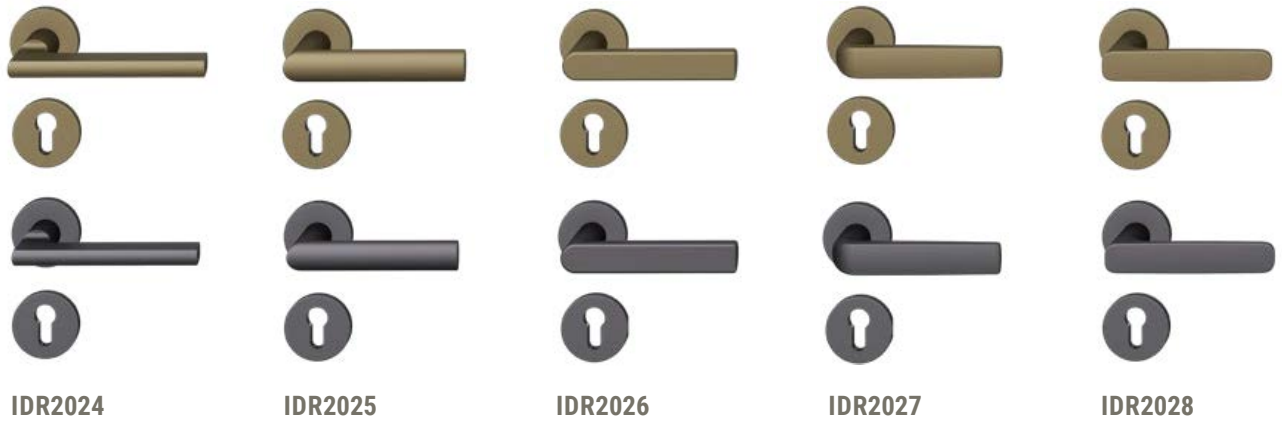


C35 blasted
black
anodized



C33 blasted
medium bronze
anodized

Interior handle round



IDR2024

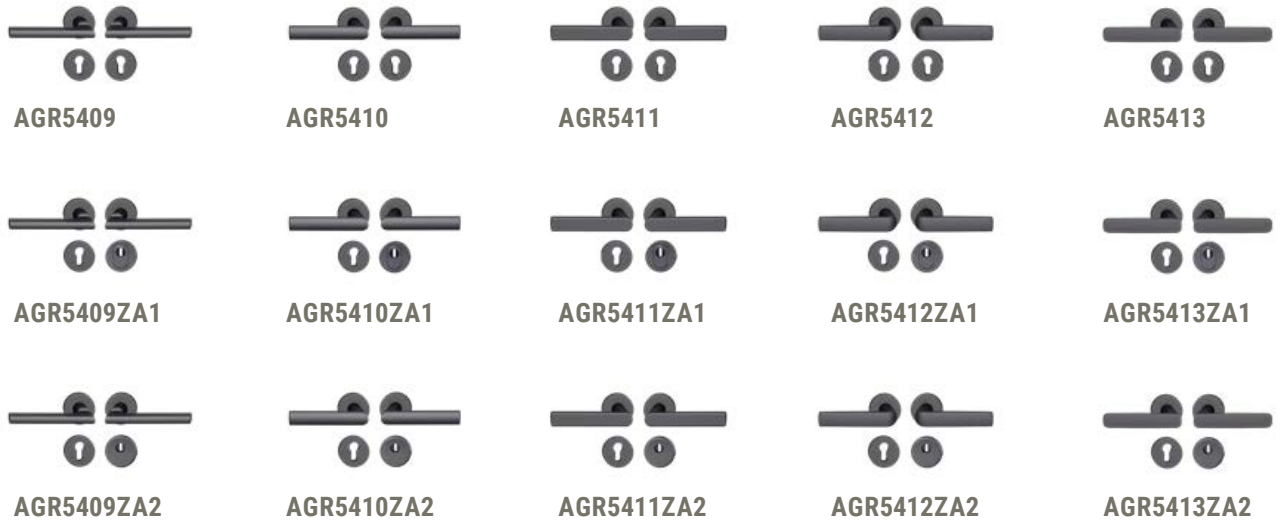
IDR2025

IDR2026

IDR2027

IDR2028

As door handle set



AGR5409

AGR5410

AGR5411

AGR5412

AGR5413

AGR5409ZA1

AGR5410ZA1

AGR5411ZA1

AGR5412ZA1

AGR5413ZA1

AGR5409ZA2

AGR5410ZA2

AGR5411ZA2

AGR5412ZA2

AGR5413ZA2

Interior handle square



IDR2019

IDR2020

IDR2021

IDR2022

IDR2023

As door handle set



AGR5404

AGR5405

AGR5406

AGR5407


AGR5408

Technology


Hinges & thresholds

Matching hinge variants – functional and stylish


Each internal door hinge can be colour-matched to your entrance door. Subtle tone-on-tone or deliberately contrasting – for example in stainless steel look, black or other finishes. This combines function and design in every detail.



ANUBA DUPLEX 321, PAINTED HINGES




ANUBA DUPLEX 320, WITH COVER CAPS



BASYS MASTER HINGE, PAINTED

Invisible door hinges

Our optional door hinges ensure 100% tightness for rebated entrance doors. And they can bear loads of up to 120 kg. The hinges are concealed. When the door is closed, the hinges are not visible and form a perfect unit with the entrance door.



UniqueLine threshold solutions – from standard to barrier-free

In an inclusive world, barrier-free construction is an expression of foresight and consideration for all needs. We design your home with a focus on accessibility, usability and ease of use. 100% floor-level and flush with the floor, finished with a continuous sealing strip around the entire perimeter.




STANDARD THRESHOLD 20 MM

(here using the example of a wooden entrance door)
Colour silver / option PVC cover black
Construction depths 78 mm, 90 mm or 100 mm

Floor thresholds with insulating properties

Thermally separated floor thresholds for an optimal transition to the outside area and improved heat insulation. We only use UV-resistant, highly impact-resistant plastics in the manufacture of our floor thresholds.



UNILUX PLANO barrier-free zero threshold

(here using the example of a wood-aluminium entrance door) Colour black / option PVC cover grey / threshold silver / construction depth 78 mm

What is a zero threshold?

A zero threshold is a level exterior door seal with a barrier-free door threshold. These level transitions protect against trip hazards and remove obstacles. With a zero threshold, door thresholds are designed to be accessible for people with disabilities. This means that the door can be used without restriction by all residents as a movable and functional building element.

How high can a barrier-free zero threshold be?

Only threshold-free exterior doors, i.e. with a threshold height of zero millimetres, are considered barrier-free. This is the only way to make access equally comfortable for people with and without disabilities, without obstacles and without the need for assistance.

Where can zero thresholds be used?

The innovative UNILUX Plano zero threshold offers 100% accessibility for our UniqueLine entrance doors.

Glass insert

Light in the entrance area




Design with light and structure

Vision panels are not only functional elements, they also significantly shape the character of your entrance door. Whether frosted, clear, textured or with subtle ornamentation – there is a wide range of glass designs to choose from to bring light into the interior while maintaining privacy.

In addition to the aesthetic effect, security, thermal insulation and ease of care also play an important role. This means that the glass can be perfectly adapted to your wishes and requirements. Make a statement right at the entrance to your home with the interplay of door leaf, handle, colour and glazing.

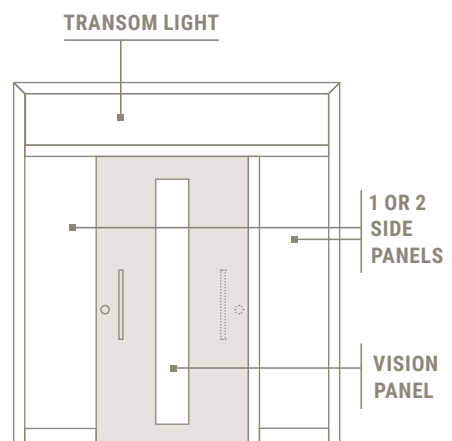
These and numerous other glass designs are available for your entrance door. Your specialist partner will be happy to advise you.

SELECTION OF GLASS VARIANTS



Additional light through side panels

Transom lights and side panels are a stylish way to bring natural light into the entrance area. They make the room appear more open and friendlier, creating a welcoming atmosphere, and at the same time emphasise the design of the entrance door. All elements are individually adapted and cut to size for the door opening.



Side panel designs



866 for MODEL 2505

867 for MODEL 2506

Satinato side panel with laser-cut striped motif



2505



2506



868 for MODEL 2500

Satinato side panel with laser-cut striped motif

Motif: dashed lines



2500



869 for MODEL 2507

870 for MODEL 2508

Satinato side panel with black or clear glass strips




2507




2508

Additional glass options for side panels




871 FROSTED

1/3 clear to 2/3 frosted
For privacy protection in the lower part of the door




872 STRIPES

Frosted with clear stripes – single or double strips
Suitable for many models with horizontal stripes




873 EDGE

Frosted with clear edge – single or double strips



874 CLEAR GLASS

Clear glass with two frosted stripes



875 HOUSE NUMBER

House number clear in frosted pane
Alternative: house number frosted on clear glass, with single or double strip

Magnetic board as pinboard

EXTERIOR

INTERIOR



876 MAGNETIC BOARD

Add a magnetic board to your opaque side panel.
Use the interior board for important reminders or to pin up postcards or notes.

EXTERIOR

INTERIOR



877 CLEAR GLASS WITH HOUSE NUMBER AND MAGNETIC BOARD ON THE INSIDE

Exterior: clear glass with frosted section in the middle; magnetic board in the centre on the inside. Combine the advantages of a glass insert with integrated house number in the side panel and a practical magnetic board on the inside.

Security

Protection against burglary

Even the basic configuration of the UNILUX entrance doors offer effective protection mechanisms. Those who want more can retrofit specific optional security features. For peace of mind – and a home that really feels like home.

Solid door construction with end-to-end metal bolting bar

When it comes to security, more really helps. The more solid a door is, the more resistance it offers to an invader. Our models offer robust, natural protection with **thicknesses of 78 – 100 millimetres**.

All our models feature an **end-to-end metal bolting bar in the frame**. In practice, this means: As the lock usually engages firmly with the locking parts, a potential intruder would have to break the entire bar out of the frame – which would require a great deal of extra effort. This hurdle significantly increases the psychological barrier for burglars.



Three-point mechanism standard with soft lock latch

2 x anti-lift device

Anti-lift device

All UNILUX entrance door models with RC2 security come ex-works with **two hinge-side anti-lift devices**. This makes forced entry by leveraging extremely difficult.

KEEPING YOUR HOME SAFE



Three-point locking system – for increased security

Well thought-out measures help you to increase the security of your doors. Our three-point locking system in the standard range ensures increased security in your home. When the key is turned, all three bolts and the two additional swivel hooks of the secondary lock cases move into the end-to-end bolting bar in the door frame.

Automatic and motorised locks are available as options.

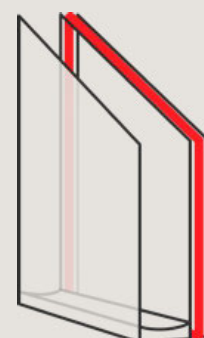
Three-point locking system

Safety glass – tested, stable, burglar-resistant

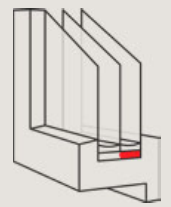
UNILUX relies on highly effective safety glazing: **Impact-resistant P2A safety glass with highly tear-resistant polyvinyl acetate film** remains stable even when broken – ideal protection against attempted break-ins. In addition, integrated PVB films in burglar-resistant glass ensure that the glass does not simply shatter. The insulating glass is firmly bonded into the window sash, which not only increases stability but also significantly improves burglary protection. Tested by the German National Authority on Fire Arms and Ammunition – for maximum safety.



Laminated safety glass (LSG) with single or double PVB film



Laminated safety glass (LSG) with a 4-layer PVB film as impact-resistant glass of class P4A



Rebate bonding

Intelligent access solutions with fingerprint or keypad



Keypad
Keypad for individual PIN codes, with a one-time PIN and holiday PIN.

Fingerprint
Surface sensor with Touch ID: Simply place your finger on it

Colours:
Black
Signal grey

Convenient and secure access control – modern and linked

Smart access control offers maximum convenience and reliable security – either **by using fingerprint or PIN code**. The app allows access authorisations to be flexibly assigned and managed at any time, even remotely. Whether for owners, residents or caretakers: operation is intuitive and management is efficient. **Modern encryption**, logging and the option of system networking make this a powerful solution for everyday use. In combination with the **fully motorised door lock** this results in a sophisticated system combining technology, convenience and security – flush-mounted, elegant in design and ideal for the networked property of tomorrow.

The 6 UNILUX brand advantages

HIGHEST QUALITY AND STANDARDS FOR YOUR INDIVIDUAL ENTRANCE DOOR

1 | Durability

UNILUX has always relied on high-quality materials and first-class workmanship in every detail. Our wood-aluminium doors feature solid, steel-reinforced leaves up to 79 mm deep with an integrated anti-warping system. High-quality coatings with UV blockers and strict quality controls ensure that you will enjoy your entrance door for many years to come. This means you will benefit from the quality of your UNILUX door in the long term.

2 | Design freedom

Every house and every architectural style is unique. You can therefore configure Unique-Line designs according to your wishes. The choice of materials and colours opens up countless possibilities. For example, window frames and door colours can be matched exactly.

3 | Energy balance

UNILUX solid construction not only guarantees durability, but also helps you to save energy. Each of our entrance doors also comes with thermally separated spacers between the glass panes. This results in improved thermal insulation, greater comfort near the glass, and significantly reduced condensation. Each UNILUX door also offers the option of 40 mm thick triple glazing. This allows heating costs to be reduced even further.

4 | Security

Sometimes an entrance door needs to keep out not only rain and storms, but also uninvited guests. This is why all UNILUX locking parts are made from steel. In addition, each of our entrance doors comes standard with an end-to-end bolting bar.



5 | Service

UNILUX works exclusively with specially qualified specialist partners. You can find them anywhere in Germany, with their own show rooms right on site. Your regional UNILUX specialist partner will give you detailed advice and help you with planning. They will also ensure timely, professional installation, and are always available to answer any service-related questions you may have.

6 | Brand quality

Since 1955, UNILUX has ensured that: Our factory produces only uncompromising quality. This is how our company has become a recognised quality leader over the decades. With this, anyone who sees the UNILUX name can be sure that they are getting a "Made in Germany" branded product.



Door models

UniqueLine

Wooden entrance doors

PLAIN



H02500


LINEAR




H02510



H02509



H02511




H02512

ACCENT



H02502




H02501



H02503



H02508



H02507

QUARRÉ

DIAGONAL



H02504

LIGHT



H02513


DÉCOR



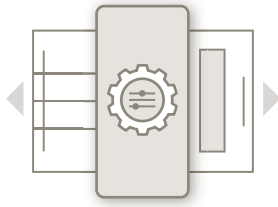
H02514



H02505



H02506



ONLINE CUSTOM DOOR DESIGNER

CREATE YOUR
DREAM DOOR WITH EASE

doordesigner.unilux.de/en




Wood-aluminium entrance doors

PLAIN




HA2500

LINEAR



HA2510



HA2509



HA2511




HA2512

ACCENT



HA2502



HA2501



HA2503

QUARRÉ



HA2508



HA2507

DIAGONAL



HA2504

LIGHT



HA2513



HA2514

DÉCOR



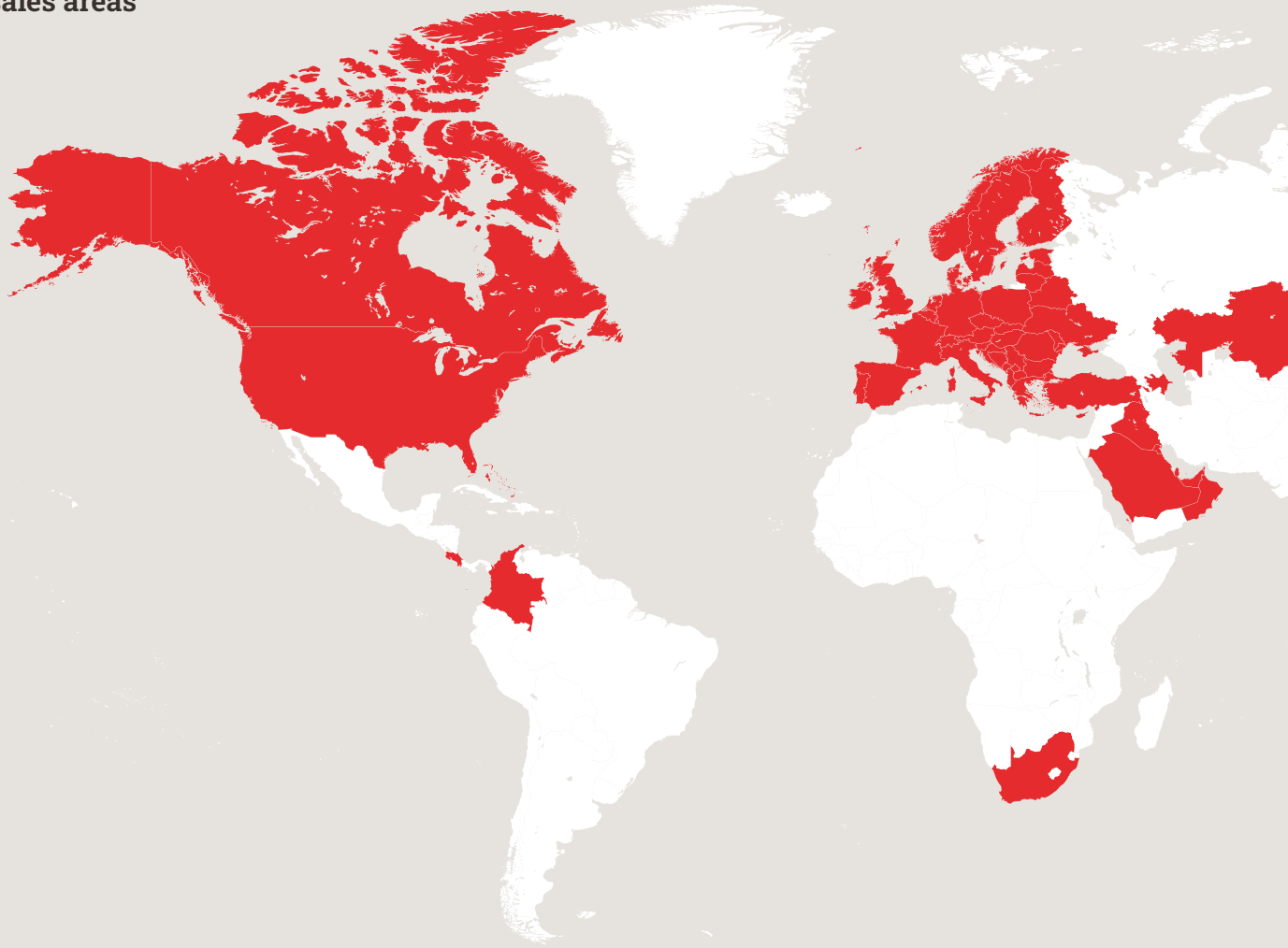
HA2505



HA2506

The safety of a major brand

Our sales areas



UNILUX ensures sustainable progress with distinction – thanks to the right choice of partners and raw material suppliers, as well as through its involvement in leading institutions and associations:



UNILUX products meet international testing and safety standards:





Publisher

UNILUX GmbH
54528 Salmtal / Germany
Tel +49 (0) 6578 189-0
Fax +49 (0) 6578 188-0

info@unilux.de
www.unilux-windows.com

Notes

The contents of this catalogue are not legally binding. We reserve the right to make technical modifications as part of further development or due to errors in the text, images or description. We only authorise the use of images and text materials – including excerpts – upon request, and it is subject to subsequently granted express written approval.

The images used are for illustrative purposes. Colour deviations are unfortunately unavoidable; sometimes they are a result of the printing process. Sample illustrations are not to scale. Please ask a UNILUX specialist partner company for a UNILUX sample chart to check the colour and surface finish. Wood is a naturally grown product. Differences in colour and structure do not constitute grounds for complaint.

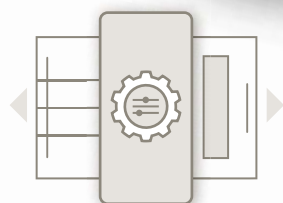
© 2025, UNILUX GmbH. All rights reserved.





Try it online now!

doordesigner.unilux.de/en



ONLINE CUSTOM DOOR DESIGNER

CREATE YOUR
DREAM DOOR WITH EASE



Start with your favourite design and customise it in just a few steps: Choose from wood types or aluminium surfaces, combine handles and colours, and design your door according to the mix & match principle.

CONTACT

Tel.: +49 (0) 6578 189-0

E-Mail: info@unilux.de

UNILUX GmbH
Nikolaus-Meeth-Straße 1
54528 Salmtal / Germany

For further information on products
and UNILUX partners:

www.unilux-windows.com

