

HOSPITALITY DIVISION
eurotech
LUXURY SHOWER DOORS

2025-2026

EUROPEAN DESIGN
AMERICAN TECHNOLOGY

OUR MISSION

Eurotech Showers' mission is to deliver innovative shower door solutions that exceed the expectations of our clients. Our goal is simple – to provide value and quality for your next shower door project.

— Eurotech, Luxury Shower Doors, Hospitality Division

WHO WE ARE

Eurotech Showers Hospitality Division was inspired by combining European design with American technology and has been recognized as a leading distributor of barn door style shower enclosures. We have a team of dedicated people who are passionate about the industries we work with and are committed to a high standard of customer satisfaction and quality assurance.

CORE VALUES

We take pride in the quality of our work.
Nothing less will ever suffice.

COMMUNICATION

Two way communication allows us to build relationships with our team members and clients, facilitating valuable insight and helping us improve our processes.

ACCOUNTABILITY

Accountability in every department and position is integral for the success of our company and vision, creating a healthy work environment built on trust.

INNOVATION

Being on the cutting edge of shower door technology is what we strive for. This innovation drives growth and separates us from our competition.

TEAMWORK

"Teamwork makes the DREAM work".

QUALITY

Our reputation as one of the leading shower door distributors in the industry has been established by providing consistent quality products on schedule.



WINDSOR



FEATURES

- 304 stainless steel hardware
- (4) 2-3/4" dual sided top rollers
- (4) 1-9/16" dual sided bottom rollers
- Up to 3/8" out of plumb adjustability
- (2) 19" flat style handles with knob on backside
- Door grippers incorporated into wall brackets
- EuroSafe Glass Film (safety film) included on both panels
- Standard clear tempered glass with optional ultra-clear (low iron) tempered glass or rain tempered glass
- 5/16" (8mm) or 3/8" (10mm) glass options
- Option for Enduroshield coating to reduce cleaning time by up to 90%



FINISHES



Polished Stainless



Matte Black



Brushed Stainless



Satin Brass

SOPHIA



FEATURES

- 304 stainless steel hardware
- (8) 2-3/16" dual sided rollers
- Up to 3/8" out of plumb adjustability
- (2) 19" flat style handles with knob on backside
- Door grippers incorporated into wall brackets
- EuroSafe glass film (safety film) included on both panels
- Standard clear tempered glass with optional ultra-clear (low iron) tempered glass or rain tempered glass
- 5/16" (8mm) or 3/8" (10mm) glass options
- Option for Enduroshield coating to reduce cleaning time by up to 90%



FINISHES



Polished Stainless



Matte Black



Brushed Stainless



Satin Brass

VITRA-200X



FEATURES

- 304 stainless steel hardware
- (4) 2-3/8" dual sided rollers
- (4) 1-3/4" dual sided anti-lift pins
- Up to 3/8" out of plumb adjustability
- (1) 24" ladder style towel bar with knob on backside & (1) back-to-back knob
- Door grippers incorporated into wall brackets
- EuroSafe Glass Film (safety film) included on both panels
- Standard clear tempered glass with optional ultra-clear (low iron) tempered glass or rain glass
- 5/16" (8mm) or 3/8" (10mm) glass options
- Option for EnduroShield treatment to reduce cleaning time by up to 90%



HOSPITALITY DIVISION
eurotech
LUXURY SHOWER DOORS

FINISHES



Polished Stainless



Matte Black



Brushed Stainless



Satin Brass

MONACO



FEATURES

- Anodized aluminum top track
- (8) 1-3/4" dual sided rollers
- Up to 3/8" out of plumb adjustability
- (2) 19" flat style handles with knob on backside
- Door grippers incorporated into wall brackets
- EuroSafe glass film (safety film) included on both panels
- Standard clear tempered glass with optional ultra-clear (low iron) tempered glass or rain tempered glass
- 5/16" (8mm) or 3/8" (10mm) glass options
- Option for Enduroshield coating to reduce cleaning time by up to 90%



FINISHES



Chrome



Matte Black



Brushed Nickel

MONACO W/JAMBS



FEATURES

- Anodized aluminum top track and wall jambs
- (8) 1-3/4" dual sided rollers
- Up to 3/8" out of plumb adjustability
- (2) 19" flat style handles with knob on backside
- Door grippers incorporated into wall brackets
- EuroSafe glass film (safety film) included on both panels
- Standard clear tempered glass with optional ultra-clear (low iron) tempered glass or rain tempered glass
- 5/16" (8mm) or 3/8" (10mm) glass options
- Option for Enduroshield coating to reduce cleaning time by up to 90%



FINISHES



Chrome



Matte Black



Brushed Nickel

TRADITIONAL



FEATURES

- Anodized aluminum top track, wall jambs, and bottom sill
- Up to 3/8" out of plumb adjustability
- (1) 24" round style towel bar with bumper knob on backside & (1) back-to-back bumper knob
- EuroSafe Glass Film (safety film) included on both panels
- Standard clear tempered glass with optional ultra-clear (low iron) tempered glass or rain tempered glass
- 5/16" (8mm) or 3/8" (10mm) glass options
- Option for Enduroshield coating to reduce cleaning time by up to 90%



FINISHES



Chrome



Matte Black



Brushed Nickel

CLASSIC



FEATURES

- Anodized aluminum top track, wall jambs, and bottom sill
- Up to 3/8" out of plumb adjustability
- (2) 24" round style towel bars with bumper knob on backside
- EuroSafe glass film (safety film) included on both panels
- Standard 1/4" (6mm) clear tempered glass with optional ultra-clear (low iron) tempered glass or rain tempered glass
- Option for Enduroshield coating to reduce cleaning time by up to 90%



FINISHES



Chrome



Matte Black



Brushed Nickel

MONTAGE



FEATURES

- 304 stainless steel hardware
- (4) 2-3/4" dual sided rollers
- Up to 3/8" out of plumb adjustability
- (1) 22" ladder style handle with knob on backside
- Door grippers incorporated into wall brackets
- EuroSafe glass film (safety film) included on both panels
- Standard clear tempered glass with optional ultra-clear (low iron) tempered glass or rain tempered glass
- 5/16" (8mm) or 3/8" (10mm) glass options
- Option for Enduroshield coating to reduce cleaning time by up to 90%



FINISHES



Polished Stainless



Matte Black



Brushed Stainless



Satin Brass

ROMA X



FEATURES

- 304 stainless steel hardware
- (4) 2-9/16" dual sided rollers
- Up to 3/8" out of plumb adjustability
- 12" ladder style back-to-back handle
- Door grippers incorporated into wall brackets
- EuroSafe glass film (safety film) included on both panels
- Standard clear tempered glass with optional ultra-clear (low iron) tempered glass or rain tempered glass
- 5/16" (8mm) or 3/8" (10mm) glass options
- Option for EnduroShield coating to reduce cleaning time by up to 90%



FINISHES



Polished Stainless



Matte Black



Brushed Stainless



Satin Brass

VITRA-100



FEATURES

- 304 stainless steel hardware
- (2) 1-3/4" dual sided rollers
- (2) 1-1/8" dual sided anti-jump pins
- Up to 3/8" out of plumb adjustability
- 8" flat style back-to-back handle
- Door grippers incorporated into wall brackets
- EuroSafe Glass Film (safety film) included on both panels
- Standard clear tempered glass with optional ultra-clear (low iron) tempered glass or rain tempered glass
- 5/16" (8mm) or 3/8" (10mm) glass options
- Option for Enduroshield treatment to reduce cleaning time by up to 90%



FINISHES



Polished Stainless



Matte Black



Brushed Stainless



Satin Brass

REGENCY

FEATURES

- 304 stainless steel hinges and handle
- Wall channel allows for up to 1" width adjustment
- 12" ladder style back-to-back handle
- EuroSafe glass film (safety film) included on both panels
- Standard 3/8" (10mm) clear tempered glass with optional ultra-clear (low iron) tempered glass or rain tempered glass
- Option for Enduroshield coating to reduce cleaning time by up to 90%



FINISHES



Chrome



Matte Black




Brushed Nickel



WINDSOR



MONACO



SOPHIA



TRADITIONAL



MONTAGE

VITRA-100

HANDLE & TOWEL BAR OPTIONS




24 inch Ladder Style Towel Bar

Flash Pull Handle



8 inch Ladder Style Handle



24 inch Rounded Towel Bar



18 inch Flat Style Handle



18 inch Ladder Style Handle

SIMULATED MARBLE SHOWER WALLS & BASES

Elevate your bathroom with the perfect blend of strength, style, and simplicity. Our Simulated Marble shower walls and bases offer the luxurious look of stone without the hassle or weight. Crafted through advanced compression molding using durable, lightweight materials, Simulated Marble delivers a seamless, modern aesthetic that's built to last—and easy to maintain.

FULL SMOOTH MARBLE WHITE



FULL SMOOTH WHITE




HERRING BONE



WAVE



SUBWAY TILE WHITE



FEATURES

SIMULATED MARBLE COMPOSITE


- Stronger Yet Lighter
- Built to Last
- Heat & Chemical Resistant
- Zero Grout. Zero Mess
- Moisture, Fire & Corrosion Resistant
- Easy Maintenance
- Customizable Aesthetics
- Long-Term Value
- Cost-Effective for Projects
- Sustainable Choice

SHOWER BASE STYLES

Simulated Marble Round Drain



Simulated Marble Square Drain



Simulated Marble Linear Drain



EUROSAFE GLASS FILM


To properly maintain the clarity and enhance the life of your Eurotech shower enclosure, we require that you follow these simple maintenance and cleaning guidelines:

SHATTER RESISTANT TECHNOLOGY

EuroSafe Glass Film is a highly transparent film that is applied directly to the surface of our glass shower panels, which provides added protection against the infrequent occurrence of glass shattering by keeping the glass fragments together.

FEATURES

- Reduce the risk of serious glass-cut injuries, resulting from individuals accidentally coming in contact with a glass door or breaking a door
- Security feature that reduces potential for liability, for added piece of mind
- Highly transparent – does not alter the appearance of the glass
- Durable and tested for long term usage in hotel environments
- Hassle free – simply clean with a soft cloth and water (avoid abrasive cleaning products)
- EuroSafe Glass Film is pre-installed by our factory to add value for your hotel project



SAFETY

We maintain strict safety standards with all of our products, and offer a full commercial warranty.

SAFE OPERATION

Safely operate your shower door by ensuring:

- Frameless glass doors must be opened or closed slowly while maintaining control at all times
- Frameless glass doors are equipped with safety bumpers and polycarbonate seals to aid with water control and door safety. Seals and bumpers should not be removed for any reason

SAFETY FEATURES / EUROSAFE GLASS FILM

We incorporate safety features into all our models so you can rest assured knowing your guests will be safe. Some of these features include:

- Safety film, which prevents pieces of tempered glass from falling onto a guest in the event of door breakage
- Safety Bumpers incorporated into wall brackets
- Engineered so doors can never “jump off” of top tracks

DID YOU KNOW?

Glass shower doors can greatly enhance the guest experience at your hotel as well as positively impact your bottom line by the upgraded bathroom space. Enhance your space and keep your guests and staff safe by using EuroSafe Glass Film today!

ENDUROSHIELD® TREATMENT

ENDUROSHIELD®

EnduroShield® is an optional glass treatment that seals the microscopic pores on the surface of glass to help prevent hard water from penetrating through the surface, which can reduce cleaning time by up to 90%.

REPELS SOAP SCUM & GRIME

Save time and money with EnduroShield®, the revolutionary, non-stick treatment that is ideal for shower glass. EnduroShield® glass treatment makes cleaning shower glass easy and repels soap scum, grime and dirt.

Untreated glass is porous and as a result absorbs mineral deposits and soap scum, making it more and more difficult to clean overtime. Shower glass is subject to mineral deposits from water, shampoo, soaps, body fats, and harsh scrubbing using toxic cleaners, causing the glass to discolor and develop irremovable staining.

EnduroShield® is an ultra-thin transparent glass coating that completely adheres to the surface and provides protection that will repel both water and oil based stains.

Similar to a non-stick fry pan, cleaning is made easier using a mild detergent or white vinegar with a damp microfiber cloth. No longer is scrubbing with harsh toxic cleaners needed.



FEATURES

- EnduroShield® is a pre-installed, added value premium feature
- No special installation requirements for shower doors with EnduroShield® — installs like a normal door
- Crystal-clear treatment which does not change the color or gloss of the glass door
- Comes with a 10-year warranty

CARE & MAINTENANCE

To properly maintain the clarity and enhance the life of your Eurotech shower enclosure, we require that you follow these simple maintenance and cleaning guidelines:

CLEANING GUIDELINES

If you have questions or encounter any issues, please call our office or visit our website. Thank you for your purchase of a Eurotech shower product.

- Always use mild soap or glass cleaning solution. The following products are approved for use: Non-amonia Sprayway glass cleaner and Stainless steel cleaner. Sprayway products can be found here: www.spraywayretail.com
- Here is a list of some of the cleaning agents and tools that must be avoided: Abrasive or soft-abrasive powders and liquids, bleach or bleach-based cleaners, steel wool or Teflon pads, razor blades and scrapers
- Regular use of a clean, lint-free microfiber cloth or squeegee is an easy way to remove soap, dirt and other shower residue
- Maintain your shower seals by simply cleaning your seals as you would your shower door hardware — do not use bleach, amonia, or any strong chemical, which will make the seals brittle and discolored

HOSPITALITY DIVISION eurotech LUXURY SHOWER DOORS

TRUSTED BY TOP FIRMS AND BRANDS



TESTIMONIALS

“We chose Eurotech Showers for all our guest bathrooms because of their EuroSafe Glass Film — it gives us peace of mind knowing we’re protecting our guests and minimizing liability.”

“Their ordering process is refreshingly simple, lead times are solid, and our crew was able to install everything without a hitch.”

“Eurotech’s product line fits seamlessly into our design intent — clean, modern, and built to perform.”

“I love working with Eurotech Showers — the finishes, hardware, and glass options all come together for a beautifully cohesive look.”



HOSPITALITY DIVISION
eurotech
LUXURY SHOWER DOORS



23532 Commerce Center Dr.
Building B
Laguna Hills, CA 92653
Phone: 949-716-4099
Fax: 949-420-0331
info@eurotechshowers.com

EurotechShowersHospitality.com