



VIVA RAILINGS®

LEADERS IN ARCHITECTURAL RAILING SYSTEMS

DESIGN + ENGINEER + FABRICATE + INSTALL



vivarailings.com

WCU

STUDENT
SUCCESS

VIVA Railings has featured on the Inc. 500/5000 list 9 times since 2012


Inc. 500 | 5000

LIST OF FASTEST-GROWING PRIVATE COMPANIES IN AMERICA

ICC
ES



ICC
**INTERNATIONAL
CODE
COUNCIL®**



SHIPPING & RECEIVING

STOCKED WAREHOUSE

WATER JET CUTTING MACHINE

BRAKE PRESS

FIBER LASER CUTTING MACHINE



VIVA RAILINGS
LEADERS IN ARCHITECTURAL RAILING SYSTEMS

DESIGN + ENGINEER + FABRICATE + INSTALL

CUTTING

WELDING

MACHINING

FINISHING

PACKAGING



DESIGN + ENGINEER + FABRICATE + INSTALL

VIVA Railings provides complete railing solutions for expertly designed spaces.


Our railing systems are durable, detailed and distinct, with a contemporary range of railing solutions for commercial buildings and public spaces.

Select from our core line design range of:

STRUCTURAL GLASS RAILING SYSTEMS, POST RAILING SYSTEMS,

PANEL RAILING SYSTEMS and LASER CUT DECORATIVE FORMED METAL PANELS

each with its own distinct look.



ICC-ES 4405 Certified SHOE™ Structural Glass Railing System

SHOE Structural Glass System is certified for

- International Building Code (IBC 2012-2021)
- California Building Code (CBC 2019-2022)
- Florida Building Code- Building (FBC 2020)

Includes Wind Borne Debris Regions &
High-Velocity Hurricane Zone (HVHZ)



VIVA Railings Values

Our values are the guiding principle that govern our actions and decisions. They help to shape the culture of our organization, and serve as a reference point for making decisions that align with our goals and purpose.

Safety: Ensuring the safety of employees, customers, and the end users is a top priority.

Quality: Producing high-quality products and services that meet or exceed customer expectations.

Innovation: Continuously seeking out new and better ways of doing things, and embracing change and new technologies.

Sustainability: Ensuring that the company's operations and products are environmentally responsible and contribute to the long-term health of the planet.

Customer Satisfaction: Providing excellent service and support to customers, and striving to exceed their expectations.

Teamwork: Encouraging collaboration, communication, and mutual respect among employees, and fostering a positive and inclusive work culture.

Integrity: Operating with honesty, transparency, and fairness in all interactions and decision-making processes.

Responsibility: Taking ownership of actions and decisions, and being accountable for the company's performance and impact on stakeholders.

VIVA Railings is a leading provider of pre-engineered railing solutions and systems for commercial projects. Specializing in the design, engineering, fabrication, and installation of stainless steel and glass railings, we have built a reputation for delivering high-quality, durable products that meet the specific needs of each project.

Passion and Resilience

VIVA Railings owes its inception to a young student's passion and resilience in realizing a dream. The Tinwala Brothers aspired to be a leading name in the railings industry, their ambition and drive led them to set up a company that dealt with turnkey railing solutions, both utilitarian and ornamental. In the years since its inception, VIVA Railings has progressed to being an industry stalwart and trendsetter. We work consistently to stay abreast of global trends and codes and pride ourselves in setting benchmarks in the railing industry.

Dedication to Excellence

VIVA Railings' dedication to excellence has seen us make the Inc Magazine's 500/5000 Honoree list nine times, including being ranked at #211 among the fastest-growing companies in Texas. We continuously develop new designs to allow architects, designers, owners, and contractors more choices and innovative new expressions for their impressive commercial projects.

VIVA Railings has maintained a tradition of excellence in a continuously shifting market. Creating unique and innovative railing products is our forte, and we are dedicated to upholding our reputation for excellence. Our recent **ICC-ES certification for our SHOE™ Structural Glass Railing System** is a testament to our dedication and skill.

Harmonious Work Culture:

We take pride in having an inclusive work culture that welcomes each team member and supports their growth. We have built a diverse staff that brings the best possible service to our business clients, with high-quality goods and exceptional customer service.

Our team functions as a cohesive unit to bring a unified vision to reality. From our HR department, which hires and trains the right personnel, to our highly qualified staff, who ensure stability, continuity and integrity of operations. VIVA Railings fosters an inclusive work culture that cultivates our people's best aspects.

Commitment to "MADE IN USA"

VIVA Railings is proud to associate itself with "The Buy America Act", ensuring top-notch quality in many of our product lines and facilitating American businesses. We believe in being an integral part of the community and maintaining safety standards in our railings. Our leadership in products and processes is geared towards upholding cultural, social and ethical values.

Innovation in Design

Our unique and pre-engineered railing systems are built to enhance any space, be it public or corporate. We pride ourselves on turning building necessities into architectural masterpieces through our contemporary and innovative design. Our glass and metal railing systems are lauded for their modern look, sleek lines and aesthetics.










Setting Industry Standards

VIVA Railings believes in letting our work speak for itself. We have set industry standards through our dedication to quality craftsmanship and superior design. Due to our commitment to excellence, VIVA Railings has seen faster lead times, up to 50% faster, for most of our product lines. We are a one-stop railing solution provider for our clients, partners, employees, and community; our adherence to quality standards is our defining attribute.

Access to Latest Technology

Innovation in design is a demanding endeavor, which is why we aim to stay abreast of technological advancements within the industry. VIVA Railings has access to the latest technological tools that help us perform better and cut down fabrication time. We have the capacity to deliver before or on time for most projects. VIVA Railings stays up-to-date with manufacturing processes and has acquired the latest machinery in the business, helping us to remain the leaders in our field.



 SWINERTON	 BL HARBERT INTERNATIONAL	 POGUE CONSTRUCTION	 SKANSKA	 PCL CONSTRUCTION LEADERS	 Bank OZK	
 Frost	 TEXAS Live!	 CADENCE MC SHANE CONSTRUCTION	 CALLISON	 UFHealth UNIVERSITY OF FLORIDA HEALTH		
 UNIVERSAL	 THE Statler HOTEL & RESIDENCES	 Mercedes-Benz	 Hilton	 URS	 SUBARU	 ANDRETTI INDOOR KARTING & GAMES
 DPR Construction Inc.	 NORTHSTAR BUILDERS GROUP	 Balfour Beatty	 DFW	 PGA	 UNT UNIVERSITY OF NORTH TEXAS Discover the power of ideas.	 at&t
 UNK UNIVERSITY OF NEBRASKA KEARNEY	 Pizza Hut	 Rogers-O'Brien Construction	 BECK	 KDC	 VLK ARCHITECTS	 CHOCTAW CASINO RESORT
 COWBOYS	 HKS	 MTA	 BRINKLEY SARGENT WIGINTON ARCHITECTS	 BMW	 STARBUCKS COFFEE	 Austin
 UF UNIVERSITY of FLORIDA	 BARTLETT COCKE GENERAL CONTRACTORS	 UNIVERSITY OF PITTSBURGH	 Manhattan	 PERKINS + WILL	 JOHN DEERE	
 KW COMMERCIAL	 ANDREWS ARCHITECTS	 UNIVERSITY AT ALBANY State University of New York	 University at Buffalo The State University of New York	 hp	 WAYNE STATE	 BO KA Powell
 JE DUNN CONSTRUCTION	 Virgin HOTELS DALLAS	 BRASFIELD & GORRIE GENERAL CONTRACTORS	 LISD REAL INNOVATION LIMITLESS OPPORTUNITY LEWISVILLE INDEPENDENT SCHOOL DISTRICT	 TSTC Texas State Technical College	 HTK ARCHITECTS PA	 TCU



Inc. Magazine ranks the fastest growing private companies every year. VIVA has been on that list nine times since 2012.

Inc. Magazine awards businesses that have been on the list for at least five years in a row with a Hall of Fame Award. VIVA Railings continues to be one of the fastest growing companies and maintains the same trust and quality for total railing solutions since we opened over a decade ago.



Inc. 5000 Series #211 in Texas
List of Fastest-Growing Private Companies

"VIVA Railings is thrilled to earn a position on this prestigious list of companies!"

It's a great tribute to the hard work of all our employees and the confidence our customers have entrusted in us."

**- Mark Tinwala
& Huzefa Tinwala**



Our ICC-ES 4405 Certified SHOE™ Structural Glass Railing System is an aluminum glass railing system with a patented compression set aluminum base shoe system. (US Patent No. 9127474)

Towards The Future

Our goal is to be the company of choice for our valued clients (owners, architects, designers, and contractors) by providing stunning, safe, and sustainable railings at an affordable price. Thus far, we have prided ourselves on leaving our clients not just satisfied but delighted with our products and services. We aim to continue on that same path to ensure an impeccable experience from start to finish with our clients. We are focused on providing solutions for outstanding railing systems across the United States.

SOME OF OUR CUSTOMERS

ARCHITECTS

Aecom
ASM Architects
BOKA Powell Architecture
Callison
Cannon Design
CH2M Hill
Corgan
Curry Architects
David Johnston Architects
EYP Architecture & Engineering
Furr & Wegman Architects
Gensler
Gresham, Smith and Partners
HDR
HGOR
HKS
Hodges and Associates
HOK
Ittner, Inc.
Jacobs
KSQ
Land 3 Architects
Leo A Daly
LS3P Associates Ltd.
Merriman Anderson Associates
NBBJ
NK Architects
PageSoutherlandPage
Perkins & Will
Perkins Eastman
RTKL
Seeberger Architecture
Stantec Dallas
United States Army Corps of Engineers
URS Corp
VLK Architects

GENERAL CONTRACTORS

Adolfson & Peterson Construction
Austin Industries
BECK
Balfour Beatty US
Bartlett Cocke General Contractors
Camp1 Construction
Candance McShane Construction Company
Choate Construction Co.
Consigli Construction Co. Inc.
CORE Construction Group
Crossland Construction Co.
DPR Construction
EMJ Corp.
EP Guidu, Inc.
Flintco LLC
Gallagher Construction
Gilbane Federal
Hardin Construction Co. LLC
Hill & Wilkinson General Contractors
Hoar Construction LLC
Huckabee Construction
Hunt Construction Group
JE Dunn Construction Group
LeChase Construction
LeChase Construction Services LLC
Lee Lewis Construction Inc.
Manhattan Construction
Northstar Builders
PJ Dick
Pogue Construction
Rogers-O'Brien Construction
Satterfield & Pontikes Construction Inc
Skanska USA
Southern Glass & Mirror
SpawGlass
Whiting Turner

PRODUCT	STRUCTURAL GLASS	GLASS	WIRE MESH PANELS	PERF. METAL PANELS	CABLE	VERTICAL PICKET PANELS	HORIZONTAL MULTILINE	CABLENET	LASER CUT PANELS
SHOE™	●								
VIEW™	●								
VISIO™	●								
BLADE®		●	●	●		●	●		●
CIRCA®		●	●	●	●	●	●	●	●
CUBE™		●	●	●	●	●	●	●	●
FIN™		●	●	●					
SOLO™		●							
BEACON™		●	●	●	●			●	●
VORTEX™		●							
TEE™					●				
WINDWALL™		●							
ALUM. WINDWALL™		●							
SLAT™						●			
FRAME™				●					
LASER CUT PANEL SYSTEMS									
STRUC™	Available in a wide range of laser cut patterns or custom patterns.								
FOLD™									

METALSPACES - DECORATIVE FORMED METAL			
ARCHITECTURAL PANELS A wide range of standard laser cut panels and custom patterns are available	WALL SYSTEMS Interior & Exterior Applications	FENCE AND LANDSCAPE SCREENS Interior & Exterior Applications	SUN CONTROL SYSTEMS Sun Shades, Shade Structures, Metal and Glass Canopies



INTRODUCING


SLAT™

Picket System (pg 145)

The SLAT Picket Railing System (Patent Pending) is an array-type aluminum railing that features vertical slats installed at varying* rotational angles, creating a visual play of light and shadow. This design consists of a series of aluminum slats arranged in a linear fashion, offering a sleek and modern look.

SLAT is available in 0° and ±(15°, 30°, 45°) or varying symmetric angle orientations





INDEX

DESIGN + ENGINEER + FABRICATE + INSTALL

STRUCTURAL GLASS SYSTEMS

SHOE	12
VIEW	22
VISIO	32

POST SYSTEMS

VORTEX	40
BEACON	44
SOLO	52
BLADE	60
BLADE AIR	70
CIRCA	80
CUBE	90
TEE	100
FIN	108
STAIR WRAP	116
WINDWALL	124
ALUM. WINDWALL	130

METAL PANEL SYSTEMS

FRAME	134
FOLD	140
STRUC	146
LASER CUT PATTERNS (STRUC/FOLD)	154

PICKET

SLAT	158
------	-----

OTHERS

FSR	164
iRAIL	170
SMOKE BAFFLE	176

METALSPACES

WALL SYSTEMS	180
SUN CONTROL SYSTEMS	192
ARCHITECTURAL PANELS	200

FINISH OPTIONS

CERASHIELD / POWDER COAT	210
--------------------------	-----

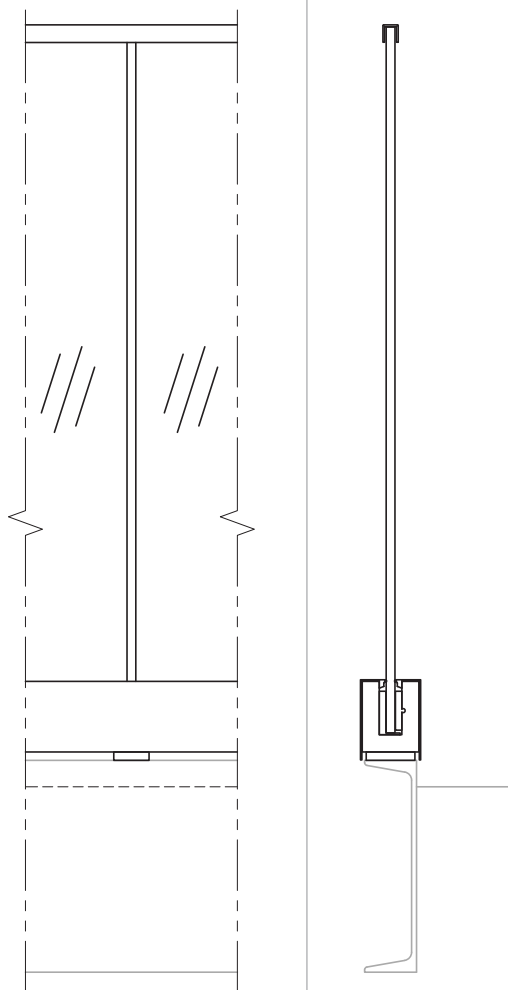
INFILL OPTIONS

WIRE MESH	218
PERFORATED METAL	219
DECO GLASS	222



VIVA RAILINGS
LEADERS IN ARCHITECTURAL RAILING SYSTEMS

SHOE[®] GLASS SYSTEM



SHOE - AVAILABLE INFILL

Glass

SHOE has received the
ICC-ES 4405 Evaluation



Continuous Compression DrySet

U.S. PATENT NO. 9127474

Our ICC-ES 4405 Certified SHOE Structural Glass Railing System is an aluminum glass railing system with a patented compression set aluminum base shoe system. SHOE Glass Railing is perfect for commercial interior or exterior, balcony railing or stair railing applications. In addition, this architectural railing solution provides a fall protection system without the use of an unsightly barrier. SHOE Aluminum Glass Railing can be either top or fascia mounted. It is available with a glass bracket mounted handrail, round top cap, or a U-channel top cap.



Other mounting options available.



Scan the QR code to check out the
SHOE system on our website and the
interactive 3D viewport



SHOE GLASS SYSTEM - TECHNICAL DATA



	MATERIAL	FINISH	SIZE/SPACING
BASE	Aluminum SHOE	Mill / Anodized	3.25"x4" SHOE base, 5'-0" max. O.C. glass infill. Fascia or Top mount.
CLADDING	Aluminum - \$ ⁶	CeraShield ⁶	4.5"x1" Cladding for SHOE only.
	Stainless Steel - \$\$	#6 Satin / CeraShield	
INFILL	Glass	Clear, Digitally Printed, Tinted, Colored and Cast	1/2" to 1" Laminated Tempered Glass ¹ PVB or SGP ⁴ interlayer.
TOP RAIL	Stainless Steel U-Cap	#6 Satin / CeraShield	1" Height U-Cap
	Stainless Steel U-Cap with LED ²		1" Height U-Cap with LED LINEAR
	Stainless Steel Tube with LED		Ø1-1/2" tube with LED LINEAR
HAND RAIL	Stainless Steel Tube	#6 Satin / CeraShield	Ø1-1/2" or Ø2" tube
	Stainless Steel Tube with LED		Ø1-1/2" with LED linear, Ø1-1/2" or Ø2" with LED Pod
	Wood (Red Oak, Cherry or Maple) ³	Unstained	Ø2" for Hand Rail
	Wood (Red Oak, Cherry or Maple) with LED		Ø2" with LED LINEAR

CERTIFIED FOR

- International Building Code (IBC 2012-2021)
- California Building Code (CBC 2019-2022) OSHPD, DSA
- Florida Building Code – Building (FBC 2020) includes Wind Borne Debris Regions & High-Velocity Hurricane Zone (HVHZ)



1. Thickness and interlayer type typically to be determined based on engineering requirements.

2. All LED LINEAR products are ETL certified; ETL mark is proof of product compliance to North American safety standard.

3. Other species available upon request.

4. Viva Railings recommends using SGP for external applications.

5. CeraShield: Ceramic Coating, Enhanced durability and superior protection. Available in a wide range of colors. (Replaces traditional powder coat finish options.)

6. \$ to \$\$\$: Indicates finish type comparative cost.

SHOE GLASS SYSTEM - INFILL OPTIONS

GLASS





VIVA's tempered glass infills provide optimal line of sight as well as an understated elegance.
Clear Laminated (PVB or SGP) | Bent | Tinted | Ceramic Frit Patterned | Colored Interlayer

SHOE GLASS SYSTEM - MOUNTING CONDITIONS

TOP MOUNT	
STEEL	CONCRETE
WELD	ANCHOR
	CORE


FASCIA MOUNT	
STEEL	CONCRETE
WELD	ANCHOR



SHOE GLASS SYSTEM - FINISH OPTIONS

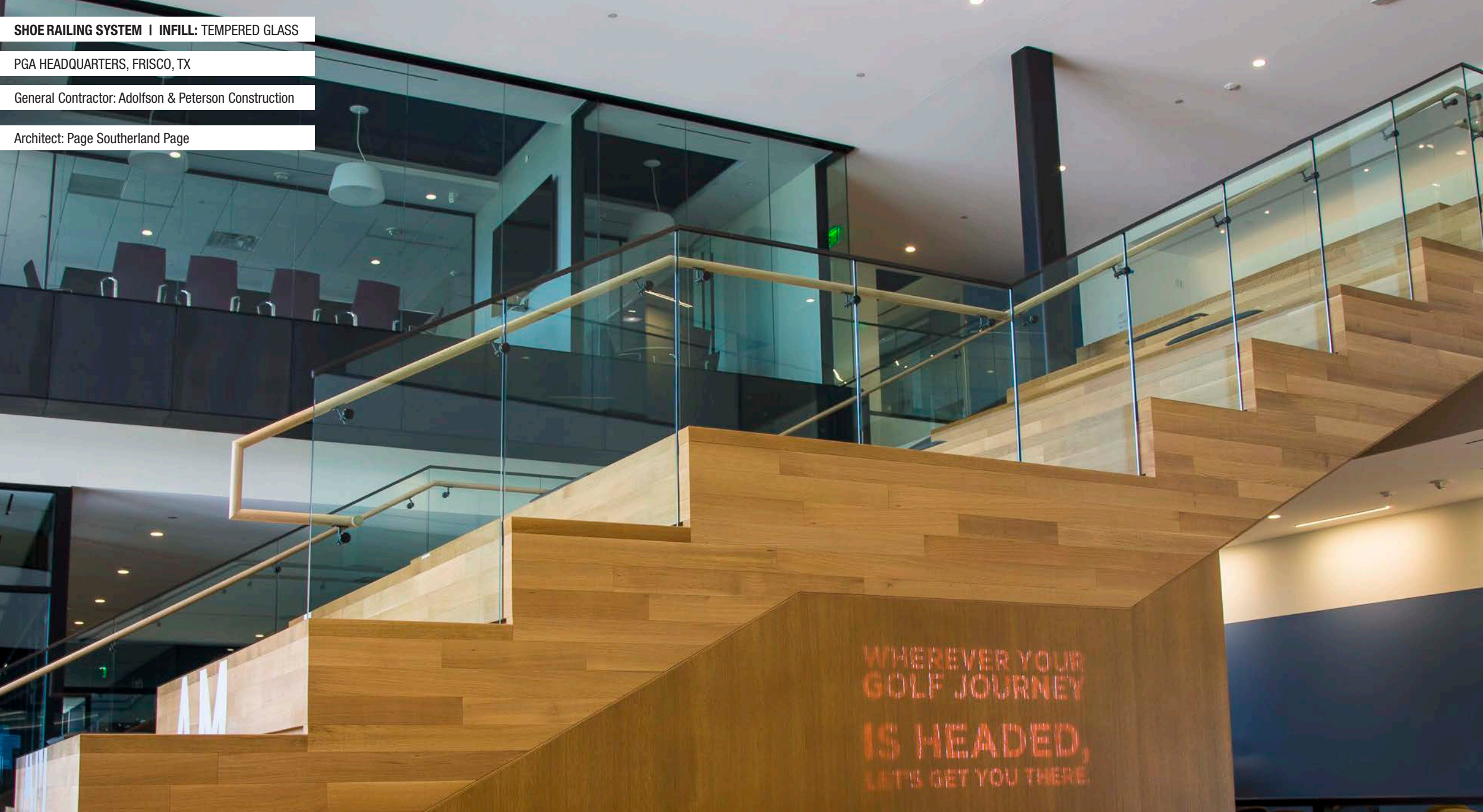


#6 Satin Finish — A mechanically polished stainless steel finish delivering a smooth, low-reflective surface ideal for high-traffic commercial applications. Ideal for interior and exterior commercial railing applications requiring a refined, low-gloss aesthetic with enhanced corrosion resistance. Meets ASTM A480 standards.



Enhanced durability and superior protection.
Available in a wide range of colors.
(Replaces traditional powder coat finish options.)

*VIVA Railings now proudly offers CeraShield Ceramic Coating (powered by CERAKOTE Technology) as our premium finishing option, providing enhanced durability and superior protection for interior and exterior applications. While CeraShield offers unparalleled advantages in hardness, corrosion resistance, UV stability, and chemical resistance, we will continue to offer standard Powder Coat finishes to meet a variety of aesthetic preferences.



SHOE RAILING SYSTEM | INFILL: TEMPERED GLASS

PGA HEADQUARTERS, FRISCO, TX

General Contractor: Adolfson & Peterson Construction

Architect: Page Southerland Page

Our ICC-ES 4405 Certified SHOE Structural Glass Railing System is an aluminum glass railing system with a patented compression set (US Patent No. 9127474) aluminum base shoe system.

ESR-4405 - ICC Evaluation Service, LLC (ICC-ES)

- International Building Code (IBC 2012-2021)
- International Residential Code (IRC 2012-2021)
- California Building Code (CBC 2019-2022)
- California Residential Code (CBC 2019-2022)
- Florida Building Code – Building (FBC 2020) includes Wind Borne Debris Regions & High Velocity Hurricane Zone (HVHZ)
- Florida Building Code - Residential (FBC 2020) includes Wind Borne Debris Regions & High Velocity Hurricane Zone (HVHZ)

This confirmation, as evident in ICC-ES evaluation report ESR-4405, provides guidance to code officials faced with approving the use of SHOE GLASS PANEL RAILING SYSTEM under these codes. The evaluation report is available online at www.icc-es.org.





SHOE RAILING SYSTEM | INFILL: TEMPERED GLASS


SMU HUGHES-TRIGG STUDENT CENTER - DALLAS, TX

General Contractor: Hill & Wilkinson

Architect: Parkhill, Smith & Cooper, Inc

Visit the
project gallery.





SHOE RAILING SYSTEM | INFILL: TEMPERED GLASS

VARISPACE HEADQUARTERS - LAS COLINAS, TX

General Contractor: Adolfson & Peterson Construction

Architect: BOKA Powell

Visit the
project gallery.





Visit the
project gallery.

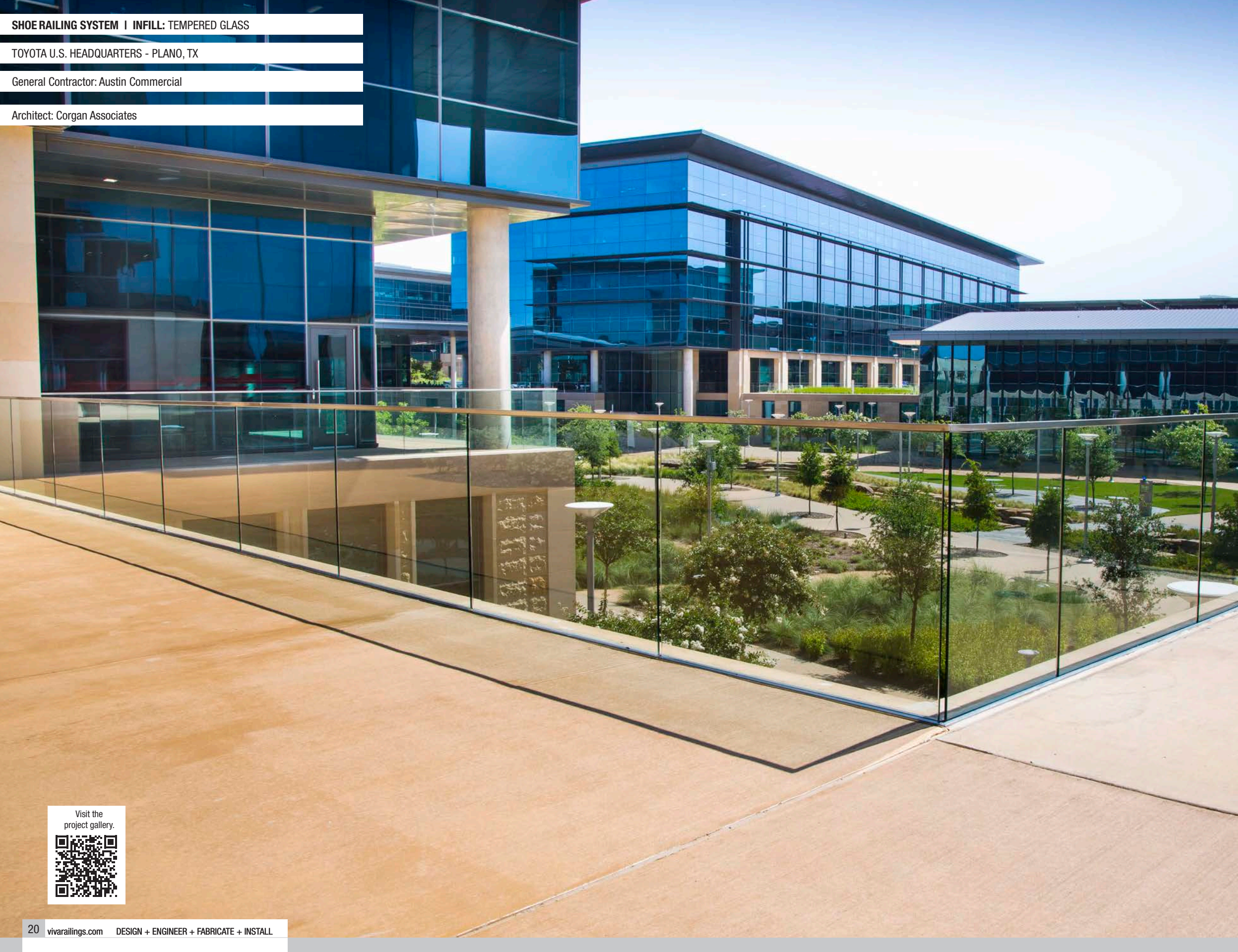


SHOE RAILING SYSTEM | INFILL: TEMPERED GLASS

TOYOTA U.S. HEADQUARTERS - PLANO, TX


General Contractor: Austin Commercial

Architect: Corgan Associates



Visit the
project gallery.





SHOE RAILING SYSTEM | INFILL: TEMPERED GLASS

AMERICAN AIRLINES HEADQUARTERS - FT. WORTH, TX

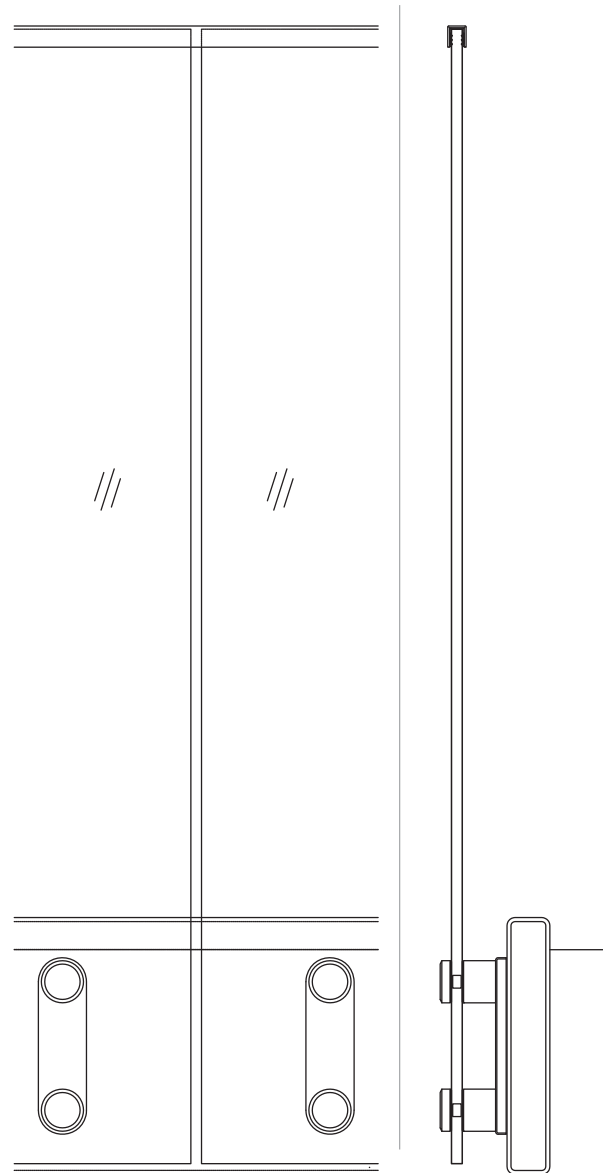
General Contractor: Austin Commercial

Architect: Kendall/Heaton Associates

Visit the
project gallery.



VIEW™ GLASS SYSTEM



Other mounting options available.

VIEW - AVAILABLE INFILL

Glass

Our VIEW is a Button Structural Glass Balustrade Railing System that provides the clearest view imaginable. This system consists of 1/2" (minimum) SGP laminated glass or 5/8" PVB laminated glass and fascia mounted with fixed point holders in stainless steel.



Scan the QR code to check out the VIEW system on our website and the interactive 3D viewport

VIEW GLASS SYSTEM - TECHNICAL DATA

	MATERIAL	FINISH	SIZE/SPACING
STANDOFF	Stainless Steel (304 or 316)	#6 Satin	Ø2" Fascia mount, 4'-6" max.* Glass infill
	Stainless Steel (201)	Powder Coat	* Max. spacing changes upon glass thickness
INFILL OPTIONS	Glass	Clear, Tinted or Frit	Min. 1/2" SGP laminated glass ¹ or Min. 5/8" PVB laminated glass
TOP RAIL	Stainless Steel U-Cap	#6 Satin, Powder Coat	1" Height U-Cap
	Stainless Steel U-Cap with LED ³	#6 Satin	1" Height U-Cap with LED LINEAR
	Stainless Steel Tube with LED		Ø1-1/2" tube with LED LINEAR
HAND RAIL	Stainless Steel Tube	#6 Satin, Powder Coat	Ø1-1/2" or Ø2" tube
	Stainless Steel Tube with LED	#6 Satin	Ø1-1/2" with LED LINEAR, Ø1-1/2" or Ø2" with LED POD
	Wood (Red Oak, Cherry or Maple) ²	Unstained	Ø2"
	Wood (Red Oak, Cherry or Maple) with LED		Ø2" with LED LINEAR



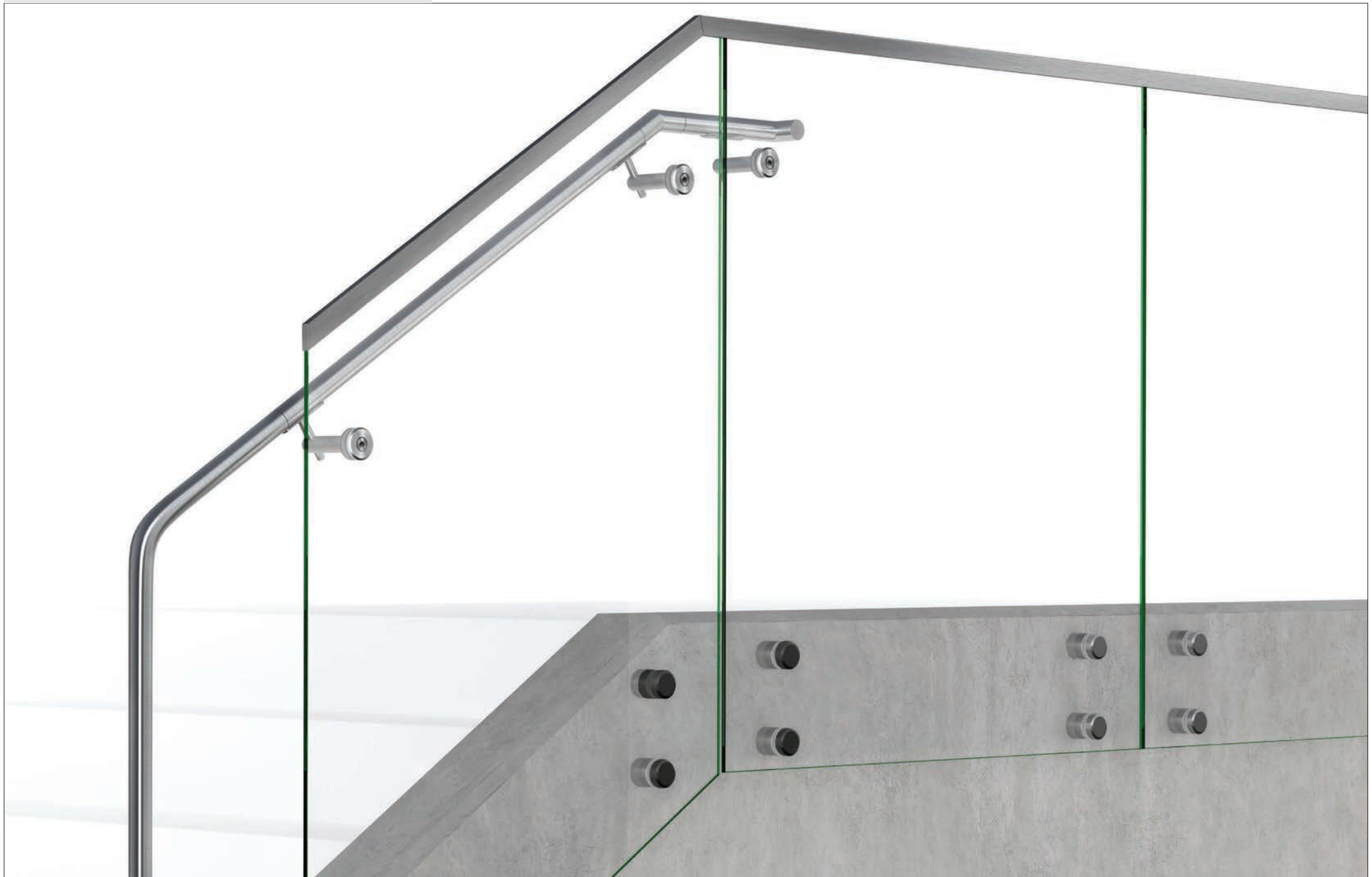
1. IBC 2015 & newer requires railing glass to be laminated. VIVA recommends SGP for exterior applications.

2. All LED LINEAR products are ETL certified; ETL mark is proof of product compliance to North American safety standard.

3. Other species available upon request.

VIEW GLASS SYSTEM - INFILL OPTIONS

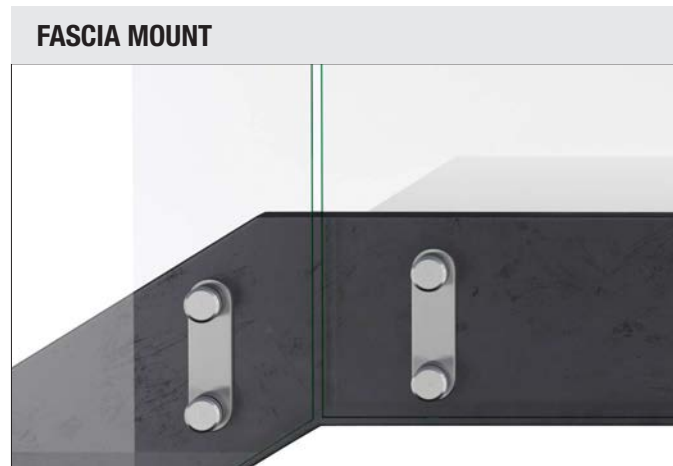
GLASS




VIVA's tempered glass infills provide optimal line of sight as well as an understated elegance.
Clear Laminated (PVB or SGP) | Bent | Tinted | Ceramic Frit Patterned | Colored Interlayer

VIEW GLASS SYSTEM - MOUNTING CONDITIONS


FASCIA MOUNT	
STEEL	CONCRETE
WELD	ANCHOR




VIEW GLASS SYSTEM - FINISH OPTIONS



#6 Satin Finish — A mechanically polished stainless steel finish delivering a smooth, low-reflective surface ideal for high-traffic commercial applications. Ideal for interior and exterior commercial railing applications requiring a refined, low-gloss aesthetic with enhanced corrosion resistance. Meets ASTM A480 standards.



CeraShield® Ceramic Coating
Enhanced durability and superior protection.
Available in a wide range of colors.
(Replaces traditional powder coat finish options.)



Powder Coat
Powder coating is durable and scratch resistant so it weathers and retains its original hue better than conventional liquid coatings.



VIEW RAILING SYSTEM | INFILL: GLASS

ST. EDWARDS STATE UNIVERSITY - AUSTIN, TX

General Contractor: DPR Austin Inc

Architect: Moore Ruble Yudell

Visit the
project gallery.





VIEW RAILING SYSTEM | INFILL: GLASS


WEST COAST UNIVERSITY - RICHARDSON, TX

General Contractor: HRNCIR Construction

Architect: Gensler

Visit the
project gallery.





VIEW RAILING SYSTEM | INFILL: GLASS

BANK OF THE OZARKS HEADQUARTERS - LITTLE ROCK, AR

General Contractor: Admiral Glass & Mirror-Houston TX

Architect: Polk Stanley Wilcox Architects

Visit the
project gallery.




VIEW RAILING SYSTEM | INFILL: TEMPERED GLASS


UNIVERSITY OF NEBRASKA-KEARNEY - KEARNEY, NE

General Contractor: Kearney Glass

Architect: RDG Planning & Design



UNK Project Video



VIEW RAILING SYSTEM | INFILL: GLASS

ESPLANADE OTONOMY LAB - SAN DIEGO, CA


General Contractor: BNBuilders

Architect: Gensler

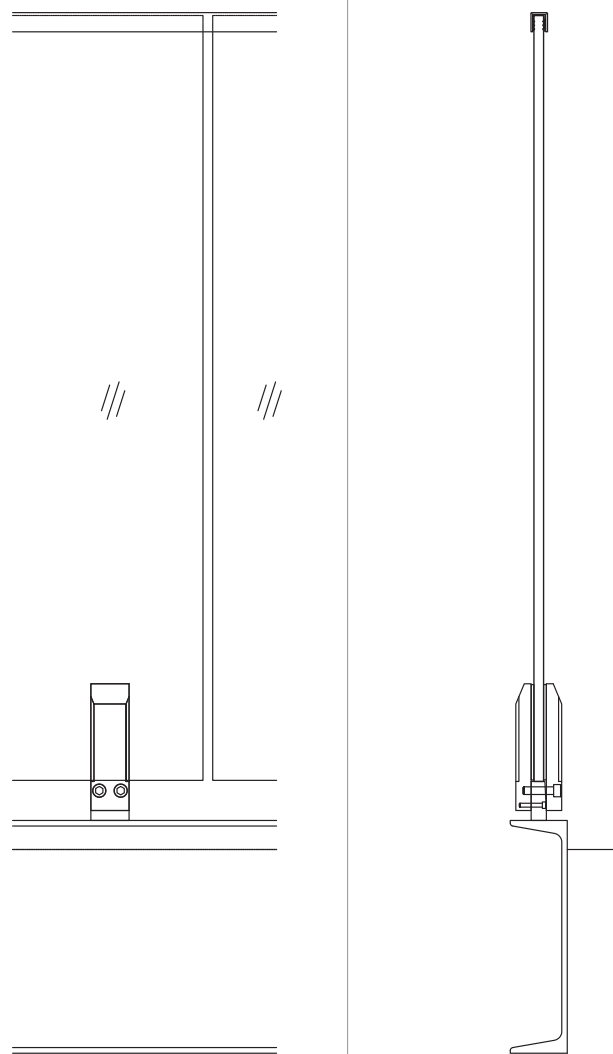


Visit the
project gallery.





VISIOTM GLASS SYSTEM

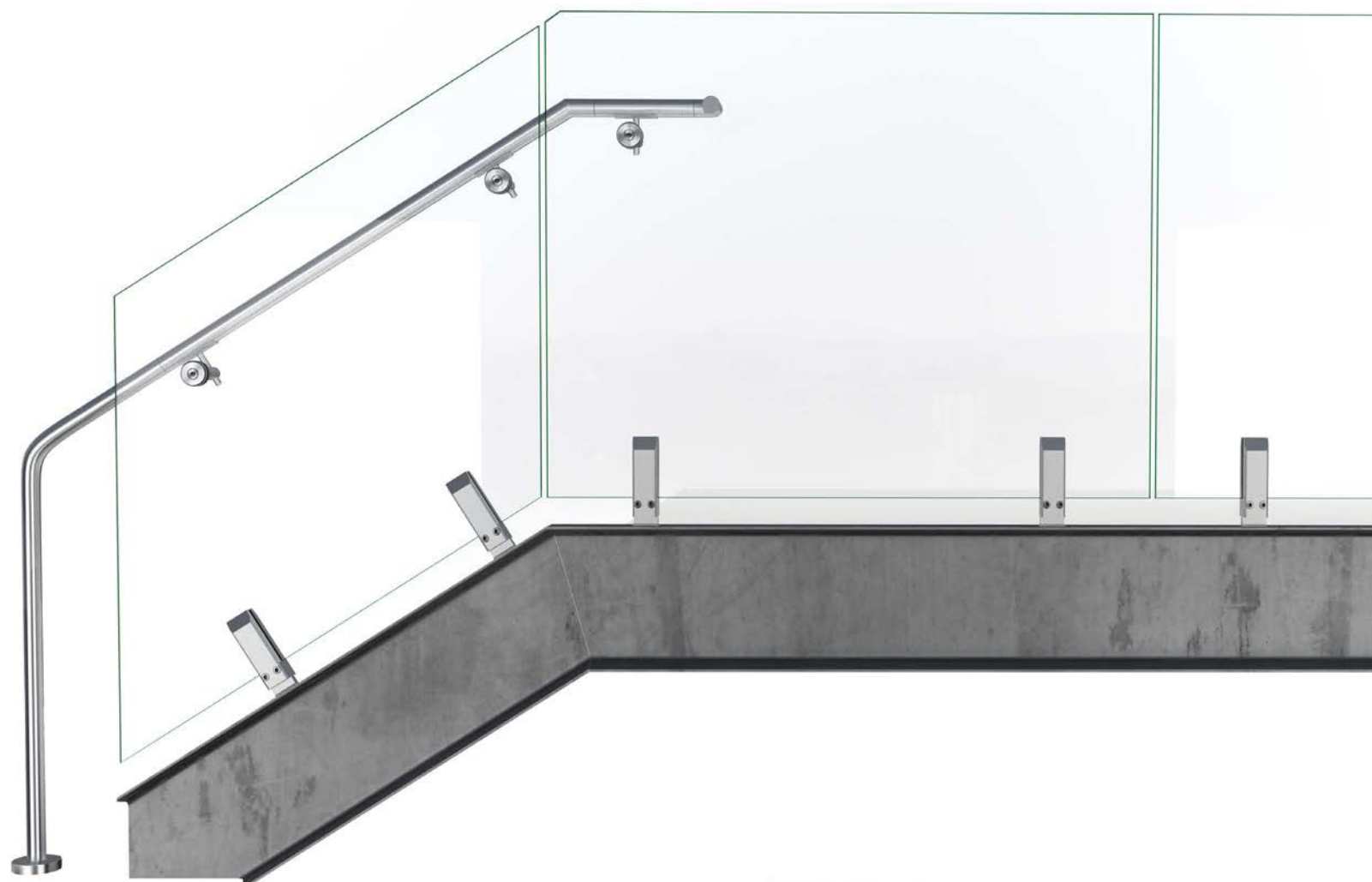


VISIO - AVAILABLE INFILL

Glass

Our VISIO Structural Glass Point Supported Stainless Steel Railing System offers high quality reliability with artistic flair. This completely stainless steel system is available in high-grade SS-304 and SS-316L alloy. In addition, VISIO is available for Top and Fascia mount.

Other mounting options available.



Scan the QR code to check out the VISIO system on our website and the interactive 3D viewport

VISIO GLASS SYSTEM - TECHNICAL DATA

	MATERIAL	FINISH	SIZE/SPACING
CLAMP	Stainless Steel (304 or 316)	#6 Satin	Clamp @ 4'-0" max. O.C. Spacing for Glass Panels. Fascia or Top Mount
	Stainless Steel (201)	Powder Coat	
INFILL OPTIONS	Glass with Cone Clamp	Clear, Tinted or Frit	Min. 1/2" SGP laminated glass ¹ or Min. 5/8" PVB laminated glass
TOP RAIL/HAND RAIL	Stainless Steel U-Cap	#6 Satin, Powder Coat	1" Height U-Cap for Glass Top Rail
	Stainless Steel U-Cap with LED ²	#6 Satin	Ø1-1/2" with LED LINEAR, Ø1-1/2" or Ø2" with LED POD
	Stainless Steel Tube	#6 Satin, Powder Coat	Ø1-1/2" or Ø2" for Hand Rail
			Ø2" or 2"x1" Rectangular tube for Top Rail
	Stainless Steel Tube with LED	#6 Satin	Ø1-1/2" with LED LINEAR, Ø1-1/2" or Ø2" with LED POD
	Wood (Red Oak, Cherry or Maple) ³	Unstained	Ø2"
	Wood (Red Oak, Cherry or Maple) with LED	Unstained	Ø2" with LED LINEAR



Intertek


1. IBC 2015 & newer requires railing glass to be laminated. VIVA recommends SGP for exterior applications.

2. All LED LINEAR products are ETL certified; ETL mark is proof of product compliance to North American safety standard.

3. Other species available upon request.

VISIO GLASS SYSTEM - INFILL OPTIONS

GLASS

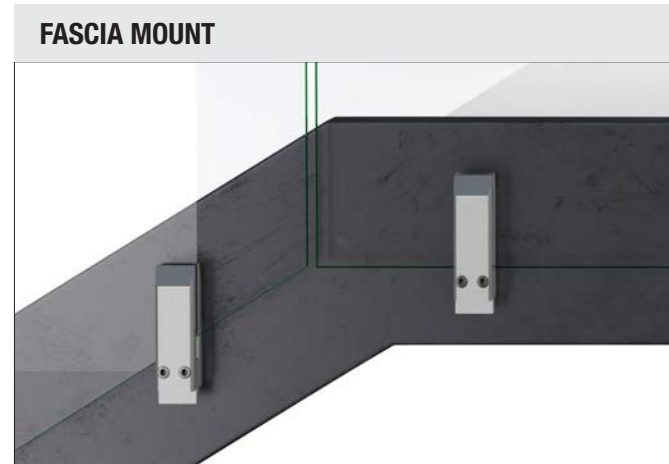
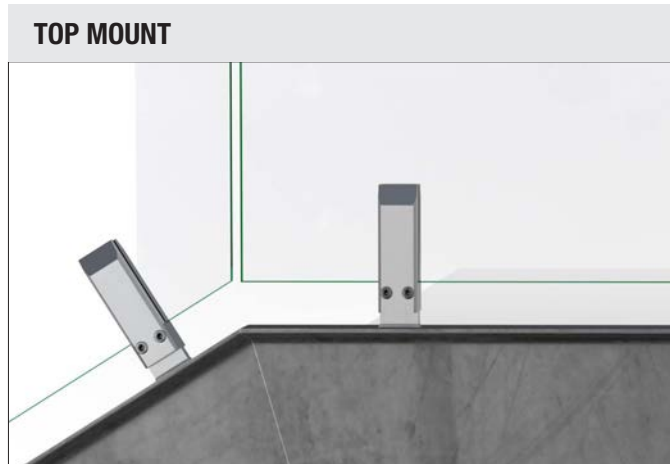


VIVA's tempered glass infills provide optimal line of sight as well as an understated elegance.
Clear Laminated (PVB or SGP) | Bent | Tinted | Ceramic Frit Patterned | Colored Interlayer

VISIO GLASS SYSTEM - MOUNTING CONDITIONS

TOP MOUNT	
STEEL	CONCRETE
WELD	ANCHOR
	CORE

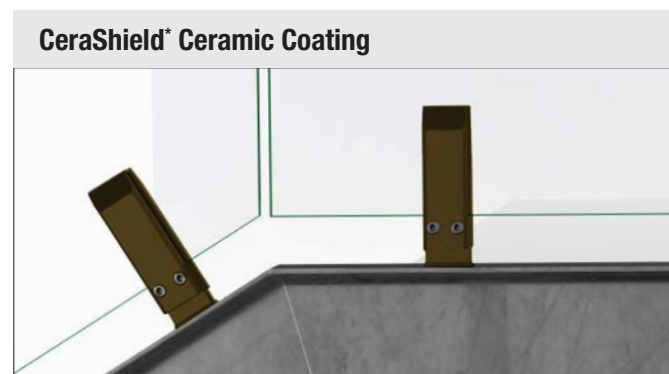
FASCIA MOUNT	
STEEL	CONCRETE
WELD	ANCHOR



VISIO GLASS SYSTEM - FINISH OPTIONS



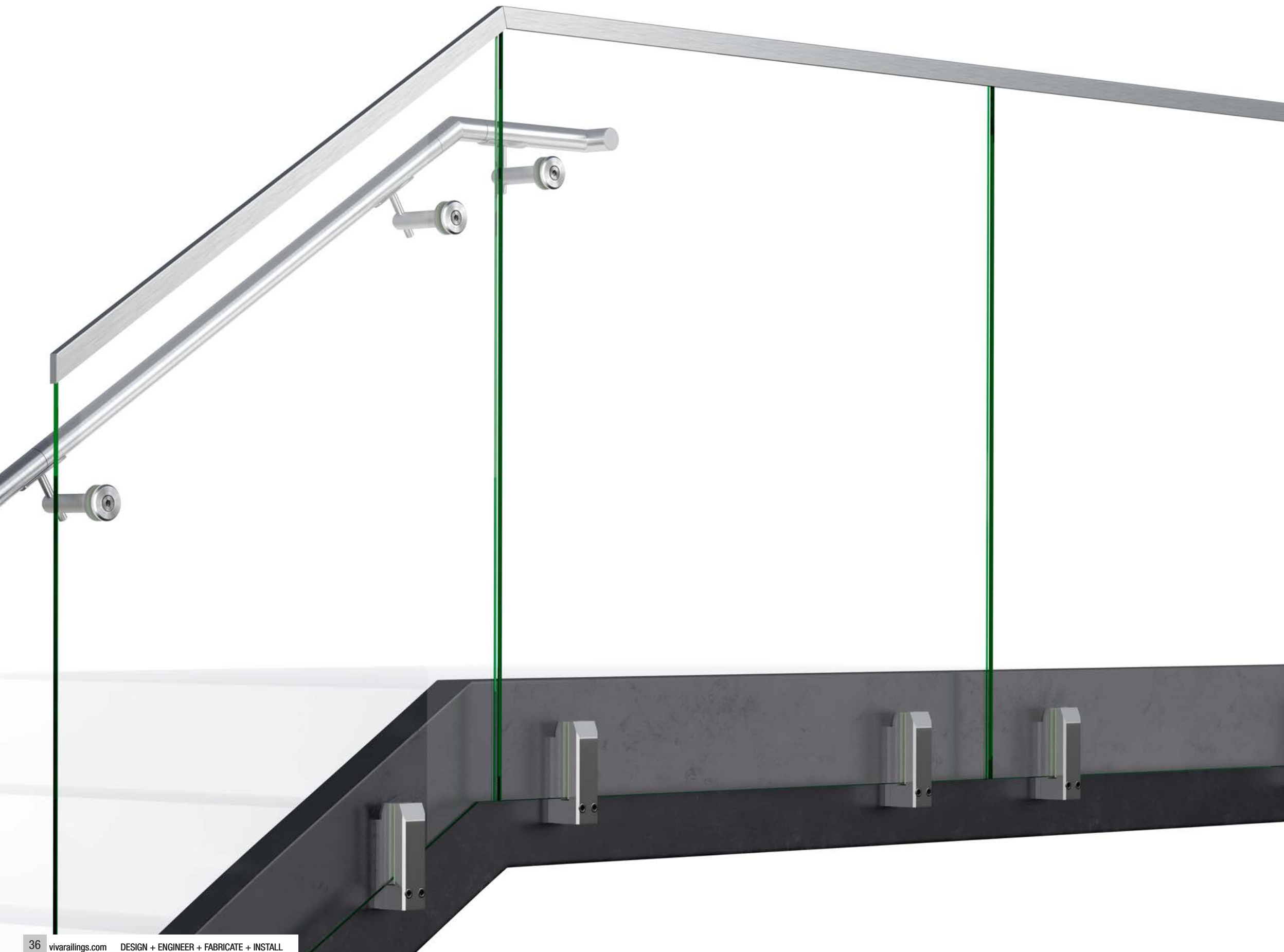
#6 Satin Finish — A mechanically polished stainless steel finish delivering a smooth, low-reflective surface ideal for high-traffic commercial applications. Ideal for interior and exterior commercial railing applications requiring a refined, low-gloss aesthetic with enhanced corrosion resistance. Meets ASTM A480 standards.



CeraShield[®] Ceramic Coating
Enhanced durability and superior protection.
Available in a wide range of colors.
(Replaces traditional powder coat finish options.)



Powder Coat
Powder coating is durable and scratch resistant so it weathers and retains its original hue better than conventional liquid coatings.



VISIO RAILING SYSTEM | INFILL: TEMPERED GLASS

MANOR ISD NEW TECH MIDDLE SCHOOL - MANOR, TX

General Contractor: Joeris General Contractors

Architect: Stantec Corporation




Visit the
project gallery.





Visit the
project gallery.





VISIO RAILING SYSTEM | INFILL: TEMPERED GLASS


RICHARD J. LEE ELEMENTARY SCHOOL - DALLAS, TX

General Contractor: Balfour Beatty Contractors

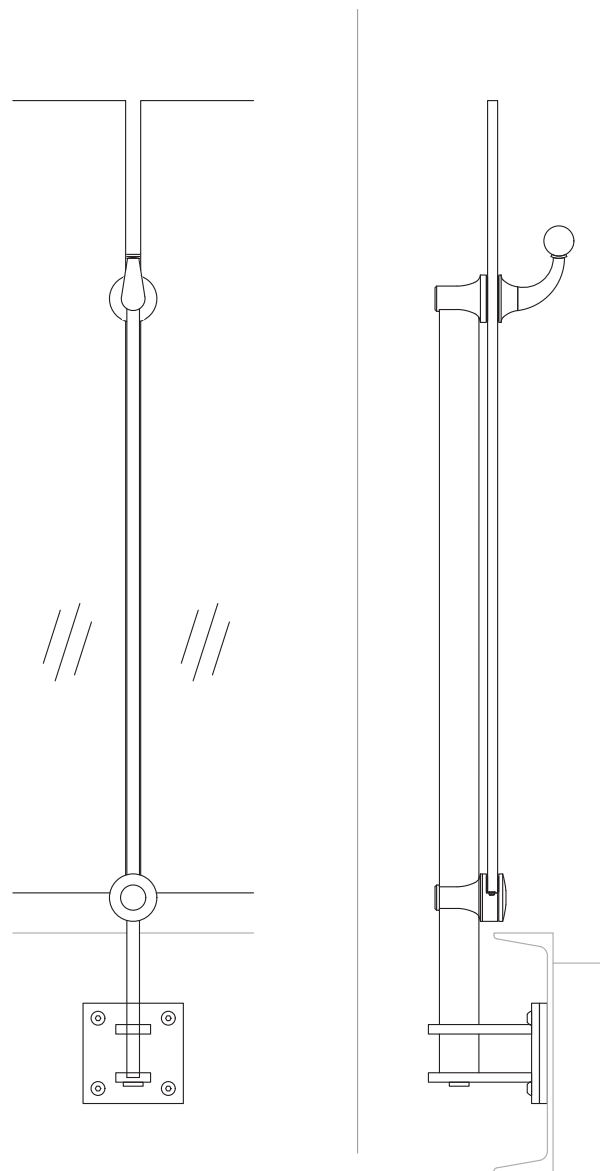
Architect: Stantec

Visit the
project gallery.





VORTEX™ GLASS SYSTEM



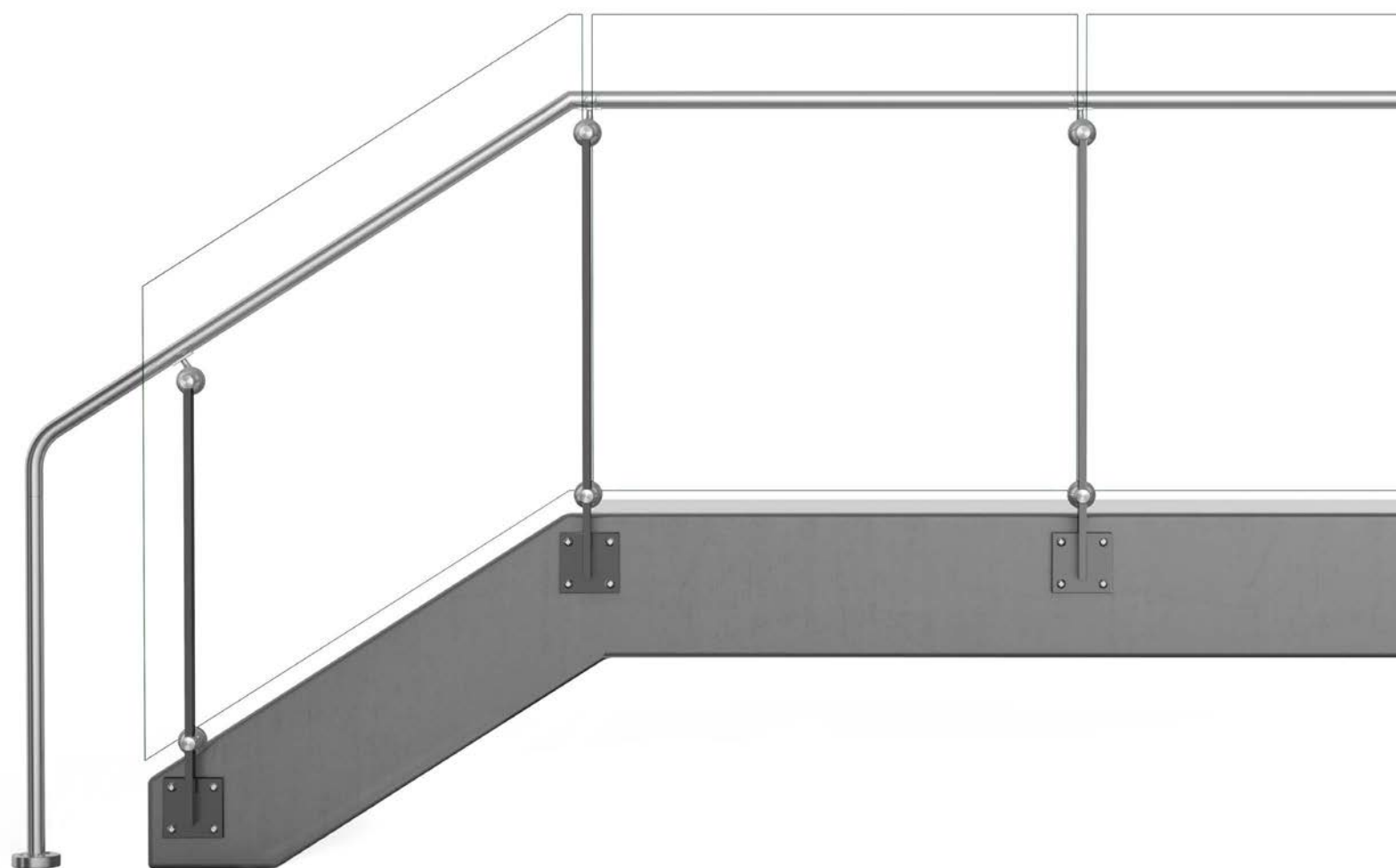
Other mounting options available.

VORTEX - AVAILABLE INFILL

Glass


VORTEX glass panel railing system offers a sleek and contemporary design that is perfect for modern architectural projects. The system features a minimalist design with a single bar post and a unique funnel or vortex-shaped conical bracket that sits between the glass panels.

This bracket serves a dual purpose, supporting the glass panels and providing a sturdy handrail. 2-tone ECM finishing option is available for VORTEX.



Scan the QR code to check out the VORTEX system on our website and the interactive 3D viewport

VORTEX_{GLASS SYSTEM} - TECHNICAL DATA



	MATERIAL	FINISH	SIZE/SPACING
POST	Stainless Steel (304 or 316)	#6 Satin	2" Flat bar @ 5'-0" max. O.C. for glass infill
	Stainless Steel (201)	Powder Coat	
INFILL OPTIONS	Glass with Cone Clamp	Clear, Tinted or Frit	Min. 3/8" laminated glass with PVB or SGP interlayer ¹ Glass standard thickness: 3/8", 1/2" Interlayer standard thickness, SGP: 0.035", 0.06" PVB: 0.035"
TOP RAIL/HAND RAIL	Stainless Steel U-Cap	#6 Satin, Powder Coat	1" Height U-Cap for Glass Top Rail
	Stainless Steel U-Cap with LED ³	#6 Satin	Ø1-1/2" with LED LINEAR, Ø1-1/2" or Ø2" with LED POD
	Stainless Steel Tube	#6 Satin, Powder Coat	Ø1-1/2" or Ø2" for Hand Rail
			Ø2" or 2"x1" Rectangular tube for Top Rail
	Stainless Steel Tube with LED	#6 Satin	Ø1-1/2" with LED LINEAR, Ø1-1/2" or Ø2" with LED POD
	Wood (Red Oak, Cherry or Maple) ²	Unstained	Ø2"
	Wood (Red Oak, Cherry or Maple) with LED	Unstained	Ø2" with LED LINEAR



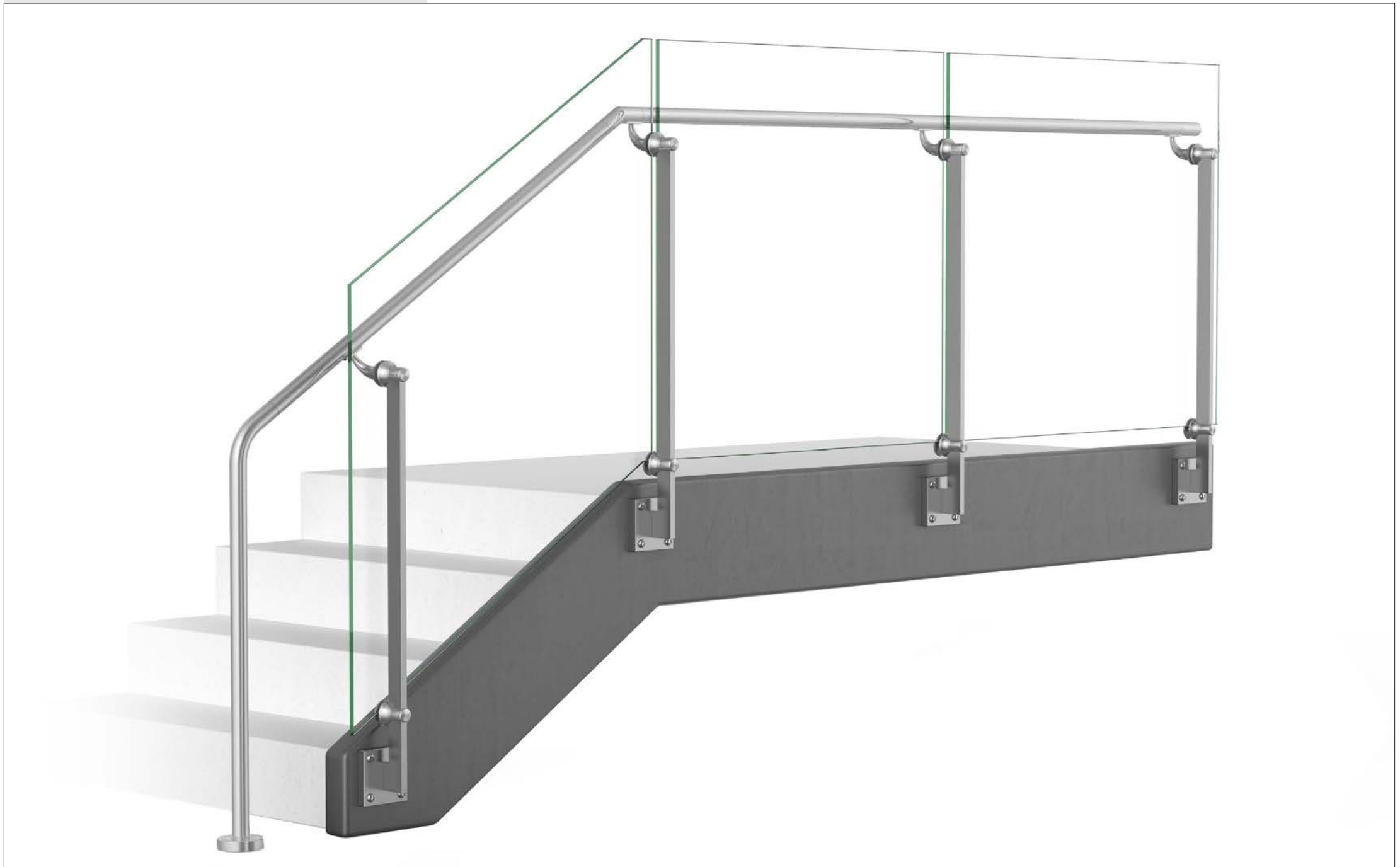
1. IBC 2015 & newer requires railing glass to be laminated. VIVA recommends SGP for exterior applications.

2. Other species available upon request.

3. All LED LINEAR products are ETL certified; ETL mark is proof of product compliance to North American safety standard.

VORTEX_{GLASS} SYSTEM - INFILL OPTIONS

GLASS






VIVA's tempered glass infills provide optimal line of sight as well as an understated elegance.
Clear Laminated (PVB or SGP) | Bent | Tinted | Ceramic Frit Patterned | Colored Interlayer


VORTEX^{GLASS} SYSTEM - MOUNTING CONDITIONS

TOP MOUNT	
STEEL	CONCRETE
WELD	ANCHOR
	CORE

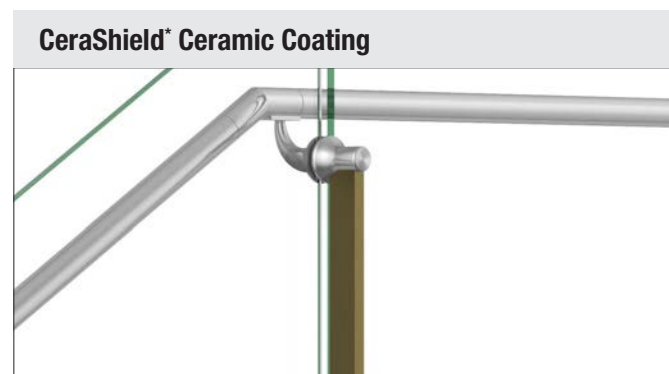
FASCIA MOUNT	
STEEL	CONCRETE
WELD	ANCHOR




VORTEX^{GLASS} SYSTEM - FINISH OPTIONS




#6 Satin Finish — A mechanically polished stainless steel finish delivering a smooth, low-reflective surface ideal for high-traffic commercial applications. Ideal for interior and exterior commercial railing applications requiring a refined, low-gloss aesthetic with enhanced corrosion resistance. Meets ASTM A480 standards.




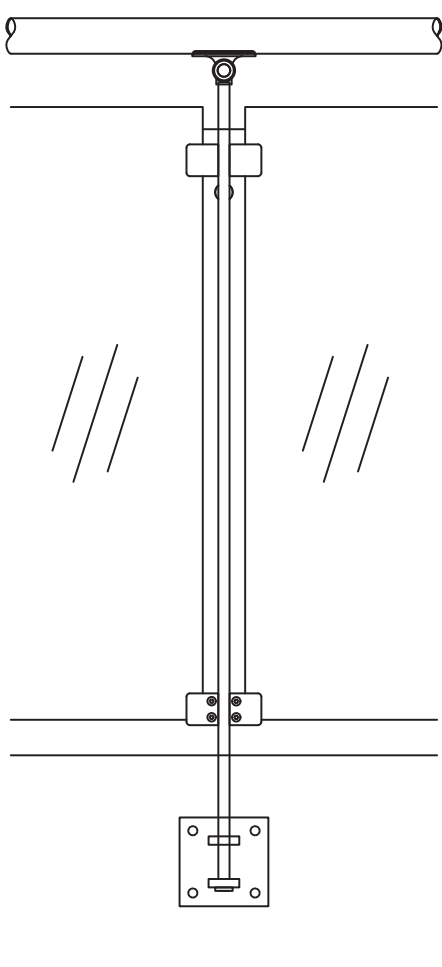
Enhanced durability and superior protection. Available in a wide range of colors. (Replaces traditional powder coat finish options.)



Powder coating is durable and scratch resistant so it weathers and retains its original hue better than conventional liquid coatings.



BEACON™ GLASS & METAL SYSTEM



BEACON - AVAILABLE INFILLS	
<input type="checkbox"/>	Glass
<input type="checkbox"/>	Perforated Metal
<input type="checkbox"/>	Wire Mesh
<input type="checkbox"/>	Cable
<input type="checkbox"/>	CableNet
<input type="checkbox"/>	Laser Cut Panels

Other mounting options available.



Scan the QR code to check out the BEACON system on our website and the interactive 3D viewport

BEACON_{GLASS & METAL SYSTEM} - TECHNICAL DATA



POST	Stainless Steel (304 or 316)	- #6 Satin	2" Flat bar @ 5'-0" max. O.C. for glass infill, 4'-6" max. for perforated and wire mesh infill. 2"x2" End post, 2" flat bar intermediate post @ 4'-0" max. for cable infill. Fascia, Top or Core mount.
	Stainless Steel (201)	- CeraShield (Recommended) - Powder Coat - PVDF VIVA Standard: All brackets, spiders, and accessories are satin finish stainless steel and are not coated. A coated finish is available upon request.	

INFILL OPTIONS	Glass	Clear, Digitally Printed, Tinted, Colored Interlayer, Cast	Min. 3/8" laminated glass with PVB or SGP interlayer ¹ Glass standard thickness: 3/8", 1/2", 5/8", 3/4" Interlayer standard thickness: SGP: 0.035" , 0.06" PVB: 0.035"	
	Perforated Metal	- #6 Satin - CeraShield (Recommended) - Powder Coat - PVDF	1" wide frame	
	Laser Cut		1/4" thick aluminum	
	Steel Wire Mesh Weld <small>Applies for WM-38ST and WM-50ST wire mesh options.</small>		1" wide frame Ø3/16" cable Ø1" frame, Ø1/16" (1.5mm) cable mesh	
	Stainless Steel Wire Mesh Weld <small>Applies for WM-38SS and WM-50SS wire mesh options.</small>	#6 Satin		
	Stainless Steel Wire Mesh Woven <small>Applies for WM-10SS, WM-11SS, WM-13SS and WM-14SS wire mesh options.</small>			
	Cable			
	CableNet			

TOP RAIL/HAND RAIL	Stainless Steel Tube	- #6 Satin (Recommended) - CeraShield - Powder Coat - PVDF	Ø1-1/2" or Ø2" for Hand Rail Ø1-1/2", Ø2" or 2"x1" Rectangular Tube for Top Rail
	Stainless Steel Tube with LED ²	Unstained	Ø1-1/2" with LED LINEAR, Ø1-1/2" or Ø2" with LED POD
	Wood (Red Oak, Cherry or Maple) ³		Ø2"
	Wood (Red Oak, Cherry or Maple) with LED		Ø2" with LED LINEAR



1. IBC 2015 & newer requires railing glass to be laminated. VIVA recommends SGP for exterior applications.

2. All LED LINEAR products are ETL certified; ETL mark is proof of product compliance to North American safety standard.

3. Other species available upon request.

4. \$ to \$\$\$: Indicates finish type comparative cost.


BEACON GLASS & METAL SYSTEM - INFILL OPTIONS

GLASS



VIVA's tempered glass infills provide optimal line of sight as well as an understated elegance.
Clear Laminated (PVB or SGP) | Bent | Tinted | Ceramic Frit
Patterned | Colored Interlayer

PERFORATED METAL PANELS



VIVA's perforated metal infill panels feature a solid metal outer frame with rounded, slotted or square motifs.

Perforated Metal Panel Patterns on Pg. 219

WIRE MESH PANELS



VIVA's wire mesh infill features an organic, interwoven fabric as an infill. Mesh infills are timeless and easy to maintain. The signature box frame completes the system for a clean, sharp look.

Wire Mesh Panel Patterns on Pg. 218

CABLE




VIVA's stainless steel cable infill is a low maintenance, high visibility infill that is popularly used on exterior applications. Our cable comes in 1x19 type weave, 3/16" diameter in SS316 alloy.

CABLENET



VIVA's CableNet is an extremely versatile and strong infill, exceeding code requirements on load performance and opening size limitations. CableNet is available in an individual post to post frames or a continuous run.

LASER CUT PANELS



Customize your architectural spaces with VIVA Railings' laser-cut metal infill panels. These panels are designed for our post railing systems. We have a wide range of standard patterns available in primary, geometric and organic designs. Custom patterns are also possible.

BEACON_{GLASS & METAL SYSTEM} - MOUNTING CONDITIONS

TOP MOUNT		FASCIA MOUNT	
STEEL	CONCRETE	STEEL	CONCRETE
WELD	ANCHOR	WELD	ANCHOR
	CORE		

TOP MOUNT

FASCIA MOUNT


CORE MOUNT

BEACON_{GLASS & METAL SYSTEM} - FINISH OPTIONS

#6 Satin	CeraShield [®] Ceramic Coating	Powder Coat
<p>#6 Satin Finish — A mechanically polished stainless steel finish delivering a smooth, low-reflective surface ideal for high-traffic commercial applications. Ideal for interior and exterior commercial railing applications requiring a refined, low-gloss aesthetic with enhanced corrosion resistance. Meets ASTM A480 standards.</p>	<p>Enhanced durability and superior protection. Available in a wide range of colors. (Replaces traditional powder coat finish options.)</p>	<p>Powder coating is durable and scratch resistant so it weathers and retains its original hue better than conventional liquid coatings.</p>

*VIVA Railings now proudly offers CeraShield Ceramic Coating (powered by CERAKOTE Technology) as our premium finishing option, providing enhanced durability and superior protection for interior and exterior applications. While CeraShield offers unparalleled advantages in hardness, corrosion resistance, UV stability, and chemical resistance, we will continue to offer standard Powder Coat finishes to meet a variety of aesthetic preferences.





BEACON RAILING SYSTEM | INFILL: GLASS

AMERICAN AIRLINES TRINITY CAMPUS H.Q. - FT. WORTH, TX

General Contractor: Austin Commercial

Architect: Kendall/Heaton Associates

Visit the
project gallery.




BEACON RAILING SYSTEM | INFILL: GLASS

AMERICAN AIRLINES TRINITY CAMPUS H.Q. - FT. WORTH, TX

General Contractor: Austin Commercial

Architect: Kendall/Heaton Associates



Visit the
project gallery.





BEACON RAILING SYSTEM | INFILL: GLASS

AMERICAN AIRLINES TRINITY CAMPUS H.Q. - FT. WORTH, TX

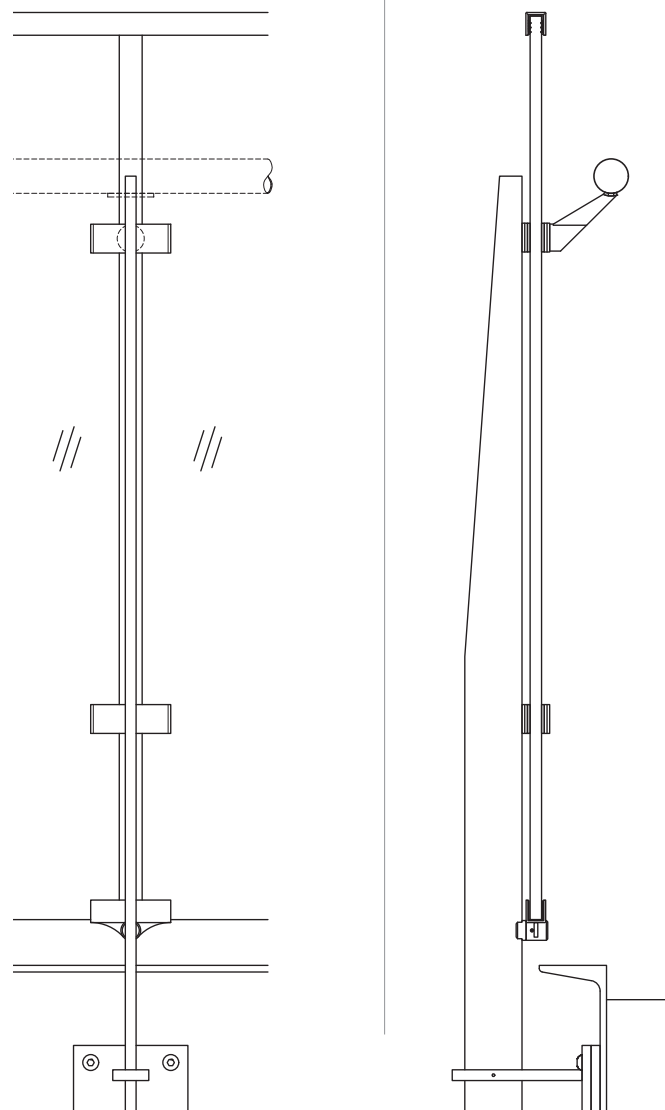
General Contractor: Austin Commercial

Architect: Kendall/Heaton Associates

Visit the
project gallery.



SOLO™ GLASS SYSTEM

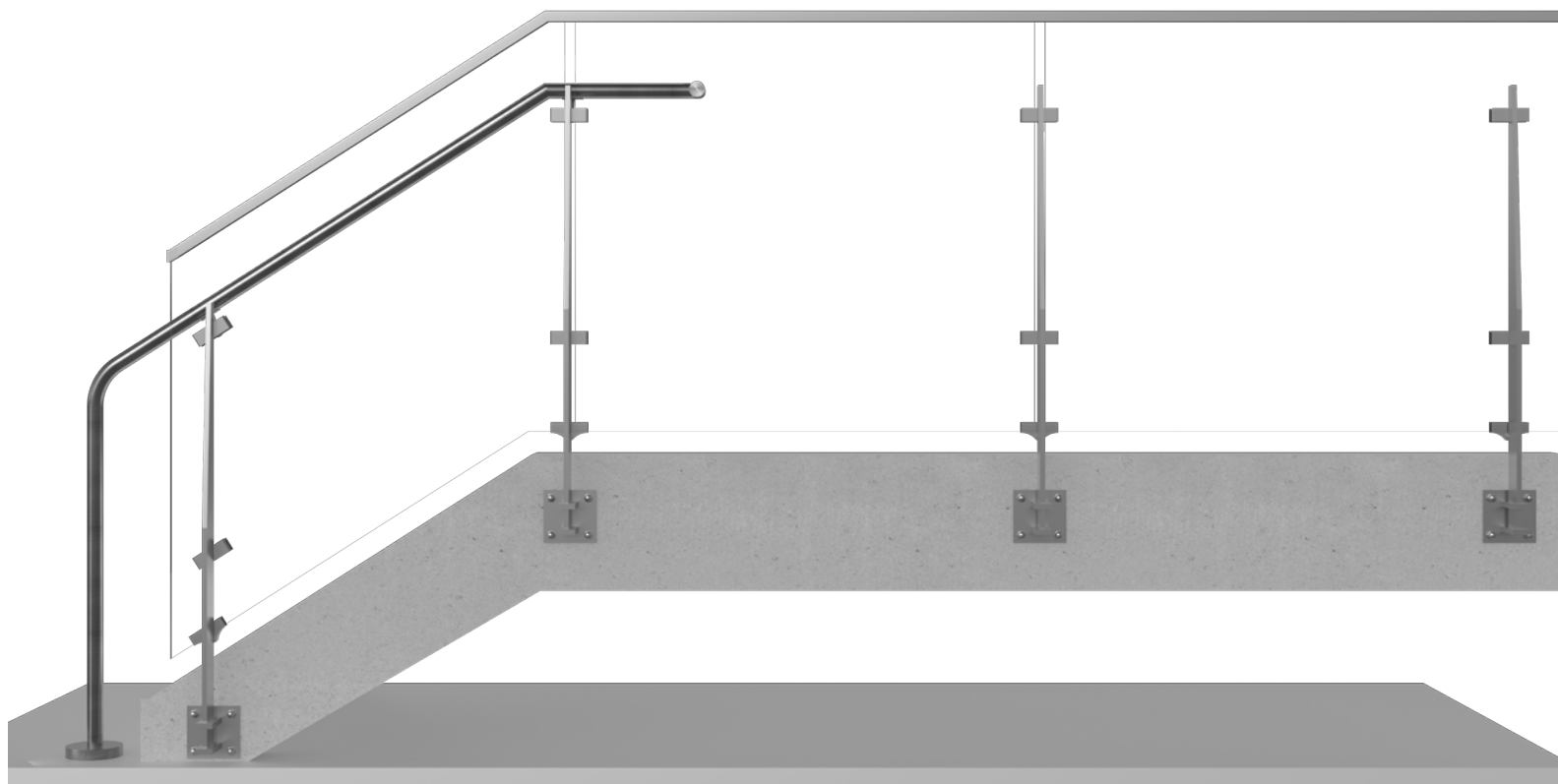


Other mounting options available.

SOLO - AVAILABLE INFILLS

Glass

Our SOLO Ornamental Stainless Steel Glass Railing System exquisitely balances an unobstructed view with contemporary elegance. This railing system is ideal for balcony balustrades (as illustrated in the Toyota U.S. Headquarters stainless steel railings), commercial building atriums, and monumental stair railings. The variety of mounting options available (top, fascia, or core mount) means that whatever the demands of your design, VIVA will be able to provide the right solution.



Scan the QR code to check out the SOLO system on our website and the interactive 3D viewport

SOLO GLASS SYSTEM - TECHNICAL DATA



SOLO

	MATERIAL	FINISH	SIZE/SPACING
POST	Stainless Steel (304 or 316)	#6 Satin	2 1/2" Flat bar post @ 4'-6" max. at level and 4'-0" max. at stair. Fascia, Top or Core mount.
	Stainless Steel (201)	Powder Coat	
INFILL OPTIONS	Glass	Clear, Tinted or Frit	Min. 3/8" laminated glass with PVB or SGP interlayer ¹ Glass standard thickness: 3/8", 1/2", 5/8", 3/4" Interlayer standard thickness, SGP: 0.035" , 0.06" PVB: 0.035
TOP RAIL	Stainless Steel (304 or 316)	#6 Satin, Powder Coat	1" Height U channel or without Top Rail
HAND RAIL	Stainless Steel Tube	#6 Satin, Powder Coat	Ø1-1/2" or 2"
	Stainless Steel Tube with LED ²	#6 Satin	Ø1-1/2" with LED LINEAR, Ø1-1/2" or Ø2" with LED POD
	Wood (Red Oak, Cherry or Maple) ³	Unstained	Ø2"
	Wood (Red Oak, Cherry or Maple) with LED		Ø2" with LED LINEAR



1. IBC 2015 & newer requires railing glass to be laminated. VIVA recommends SGP for exterior applications.
2. All LED LINEAR products are ETL certified; ETL mark is proof of product compliance to North American safety standard.
3. Other species available upon request.

SOLO GLASS SYSTEM - INFILL OPTIONS

GLASS

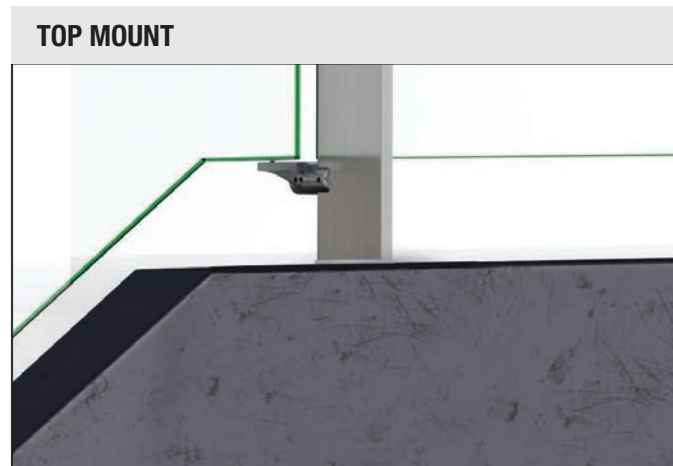


VIVA's tempered glass infills provide optimal line of sight as well as an understated elegance.
Clear Laminated (PVB or SGP) | Bent | Tinted | Ceramic Frit Patterned | Colored Interlayer

SOLO GLASS SYSTEM - MOUNTING CONDITIONS

TOP MOUNT	
STEEL	CONCRETE
WELD	ANCHOR
	CORE

FASCIA MOUNT	
STEEL	CONCRETE
WELD	ANCHOR




SOLO GLASS SYSTEM - FINISH OPTIONS



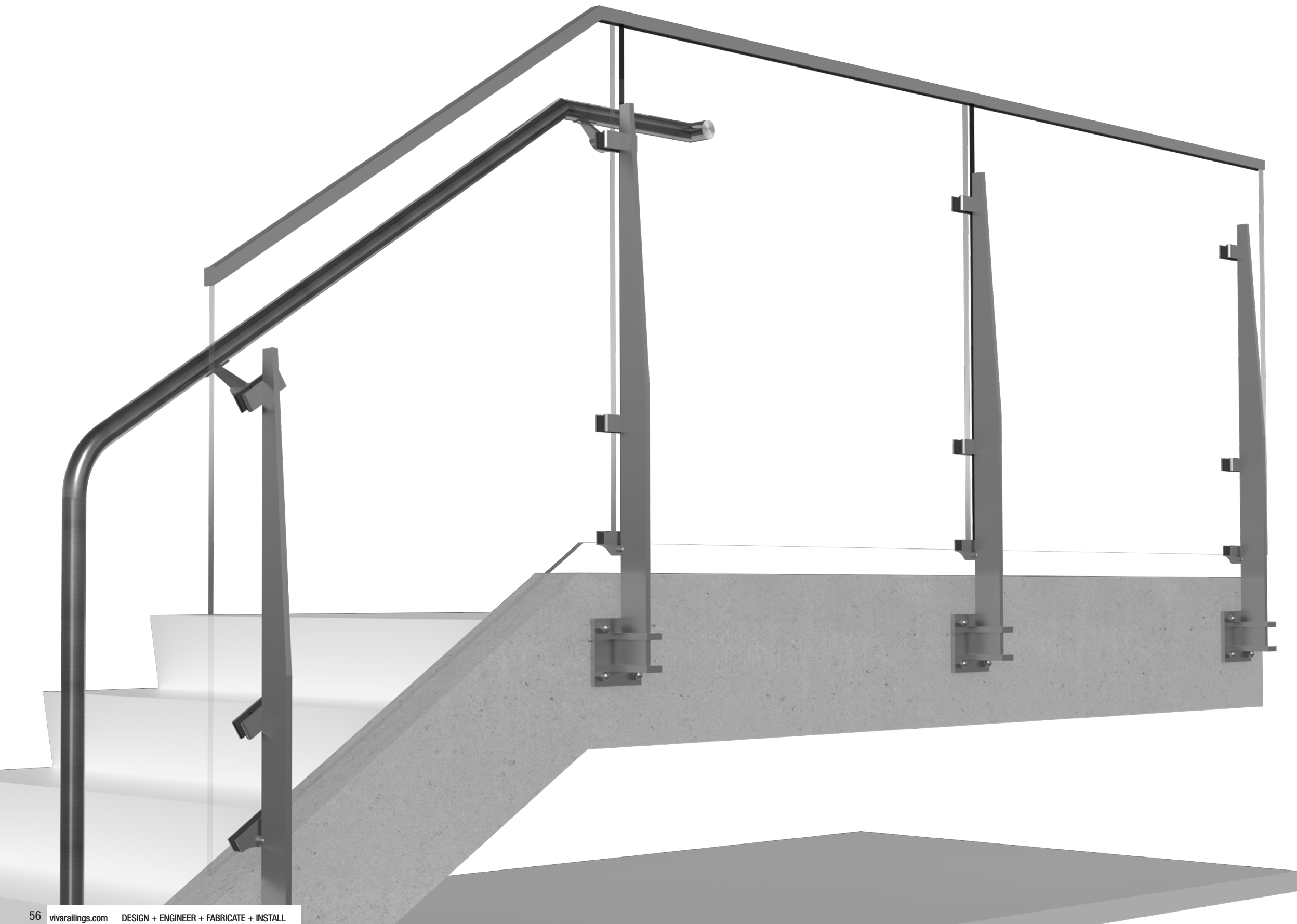
#6 Satin
#6 Satin Finish — A mechanically polished stainless steel finish delivering a smooth, low-reflective surface ideal for high-traffic commercial applications. Ideal for interior and exterior commercial railing applications requiring a refined, low-gloss aesthetic with enhanced corrosion resistance. Meets ASTM A480 standards.




CeraShield® Ceramic Coating
Enhanced durability and superior protection. Available in a wide range of colors. (Replaces traditional powder coat finish options.)



Powder Coat
Powder coating is durable and scratch resistant so it weathers and retains its original hue better than conventional liquid coatings.





SOLO RAILING SYSTEM | INFILL: GLASS

RUNWAY AT PLAYA VISTA - LOS ANGELES, CA

General Contractor: Austin Commercial

Architect: Johnson Fain

Visit the
project gallery.




SOLO RAILING SYSTEM | INFILL: TEMPERED GLASS

TOYOTA U.S. HEADQUARTERS - THE COLONY, TX

General Contractor: Austin Commercial

Architect: Corgan Associates



Visit the
project gallery.




SOLO RAILING SYSTEM | INFILL: GLASS

GEORGETOWN ISD NEW TECH MIDDLE SCHOOL - GEORGETOWN, TX

General Contractor: Lee Lewis Construction

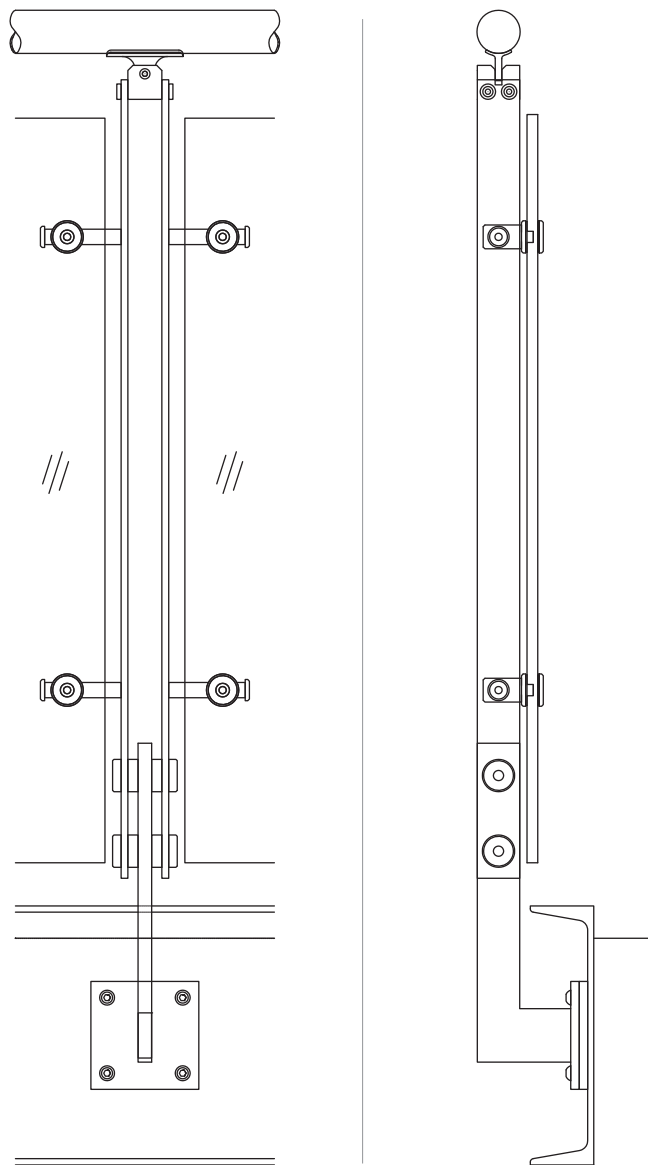
Architect: Huckabee Architects



Visit the
project gallery.



BLADE[®] GLASS & METAL SYSTEM



Other mounting options available.

BLADE - AVAILABLE INFILLS

Glass

Perforated Metal

Wire Mesh

Picket Panel

CableNet

Multiline

Laser Cut Panels

Our BLADE Stainless Steel Railing System has an ultra-contemporary design with minimum obstruction to the line of sight. The system consists of two 2" wide vertical bars, with a cube cap at the top and barrel bolts at the bottom. This expertly-crafted system makes it appear as though the in-fill panels are suspended in air!

BLADE is available in ECM or powder-coated colors and with an option for LED illuminated rail.



Scan the QR code to check out the BLADE system on our website and the interactive 3D viewport

BLADE GLASS & METAL SYSTEM - TECHNICAL DATA



	MATERIAL	FINISH	SIZE/SPACING
POST	Stainless Steel (304 or 316)	- #6 Satin	2X2-1/4" @ 5'-0" max. O.C. 4'-6" max. for perforated and wire mesh infill. 4'-0" max. for Multiline. Fascia, Top or Core mount.
	Stainless Steel (201)	- CeraShield (Recommended) - Powder Coat - PVDF VIVA Standard: All brackets, spiders, and accessories are satin finish stainless steel and are not coated. A coated finish is available upon request.	
INFILL OPTIONS	Glass	Clear, Digitally Printed, Tinted, Colored Interlayer, Cast	Min. 3/8" laminated glass with PVB or SGP interlayer ¹ Glass standard thickness: 3/8", 1/2", 5/8", 3/4" Interlayer standard thickness: SGP: 0.035" , 0.06" PVB: 0.035"
	Picket	- #6 Satin - CeraShield (Recommended) - Powder Coat - PVDF	Ø1/2" picket
	Perforated Metal		1" wide frame
	Laser Cut		1/4" thick aluminum
	Wire Mesh Weld Steel <small>Applies for WM-38ST and WM-50ST wire mesh options.</small>		1" wide frame
	Wire Mesh Weld Stainless Steel <small>Applies for WM-38SS and WM-50SS wire mesh options.</small>	#6 Satin	
	Wire Mesh Woven Stainless Steel <small>Applies for WM-10SS, WM-11SS, WM-13SS and WM-14SS wire mesh options.</small>		Ø1/2" multiline
	Multiline		Ø1" frame, Ø1/16" (1.5mm) cable mesh
CableNet			
TOP RAIL/HAND RAIL	Stainless Steel Tube	- #6 Satin (Recommended) - CeraShield - Powder Coat - PVDF	Ø1-1/2" or Ø2" for Hand Rail Ø1-1/2", Ø2" or 2"x1" Rectangular Tube for Top Rail
	Stainless Steel Tube with LED ²	Unstained	Ø1-1/2" with LED LINEAR, Ø1-1/2" or Ø2" with LED POD
	Wood (Red Oak, Cherry or Maple) ³		Ø2"
	Wood (Red Oak, Cherry or Maple) with LED		Ø2" with LED LINEAR



1. IBC 2015 & newer requires railing glass to be laminated. VIVA recommends SGP for exterior applications.

2. All LED LINEAR products are ETL certified; ETL mark is proof of product compliance to North American safety standard.

3. Other species available upon request.

BLADE GLASS & METAL SYSTEM - INFILL OPTIONS

GLASS



VIVA's tempered glass infills provide optimal line of sight as well as an understated elegance.

Clear Laminated (PVB or SGP) | Bent | Tinted | Ceramic Frit
Patterned | Colored Interlayer

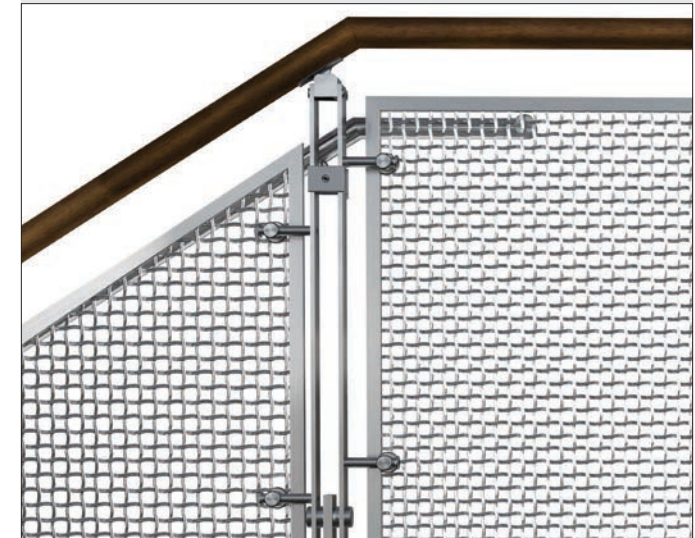
PERFORATED METAL PANELS



VIVA's perforated metal infill panels feature a solid metal outer frame with rounded, slotted or square motifs.

Perforated Metal Panel Patterns on Pg. 218

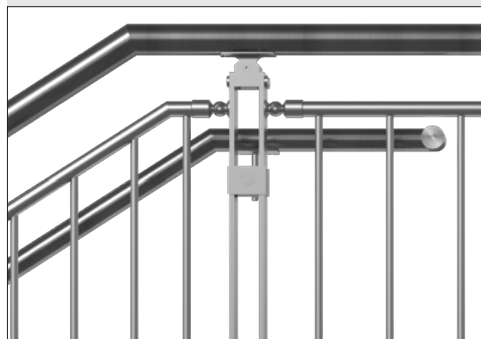
WIRE MESH PANELS



VIVA's wire mesh infill features an organic, interwoven fabric as an infill. Mesh infills are timeless and easy to maintain. The signature box frame completes the system for a clean, sharp look.

Wire Mesh Panel Patterns on Pg. 219

VERTICAL PICKET PANELS



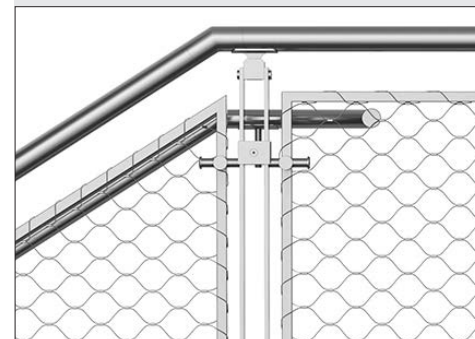
VIVA's uniquely designed picket infill is an economical vertical infill option that provides clear, clean lines.

HORIZONTAL MULTILINE



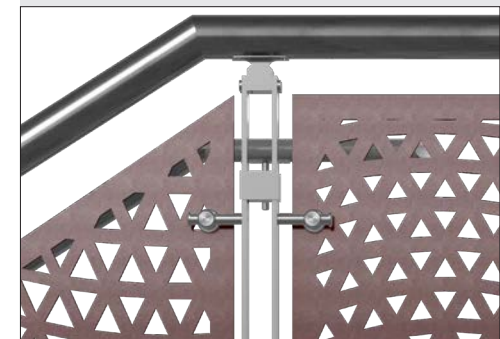
VIVA's multiline infill is a perfect choice for clean modern designs of today. The fluid design works well with curved areas as well.

CABLENET



VIVA's CableNet is an extremely versatile and strong infill, exceeding code requirements on load performance and opening size limitations. CableNet is available in an individual post to post frames or a continuous run.

LASERCUT PANELS



Customize your architectural spaces with VIVA Railings' laser-cut metal infill panels. These panels are designed for our post railing systems. We have a wide range of standard patterns available in primary, geometric and organic designs. Custom patterns are also possible.

BLADE GLASS & METAL SYSTEM - MOUNTING CONDITIONS

TOP MOUNT		FASCIA MOUNT	
STEEL	CONCRETE	STEEL	CONCRETE
WELD	ANCHOR	WELD	ANCHOR
	CORE		

TOP MOUNT

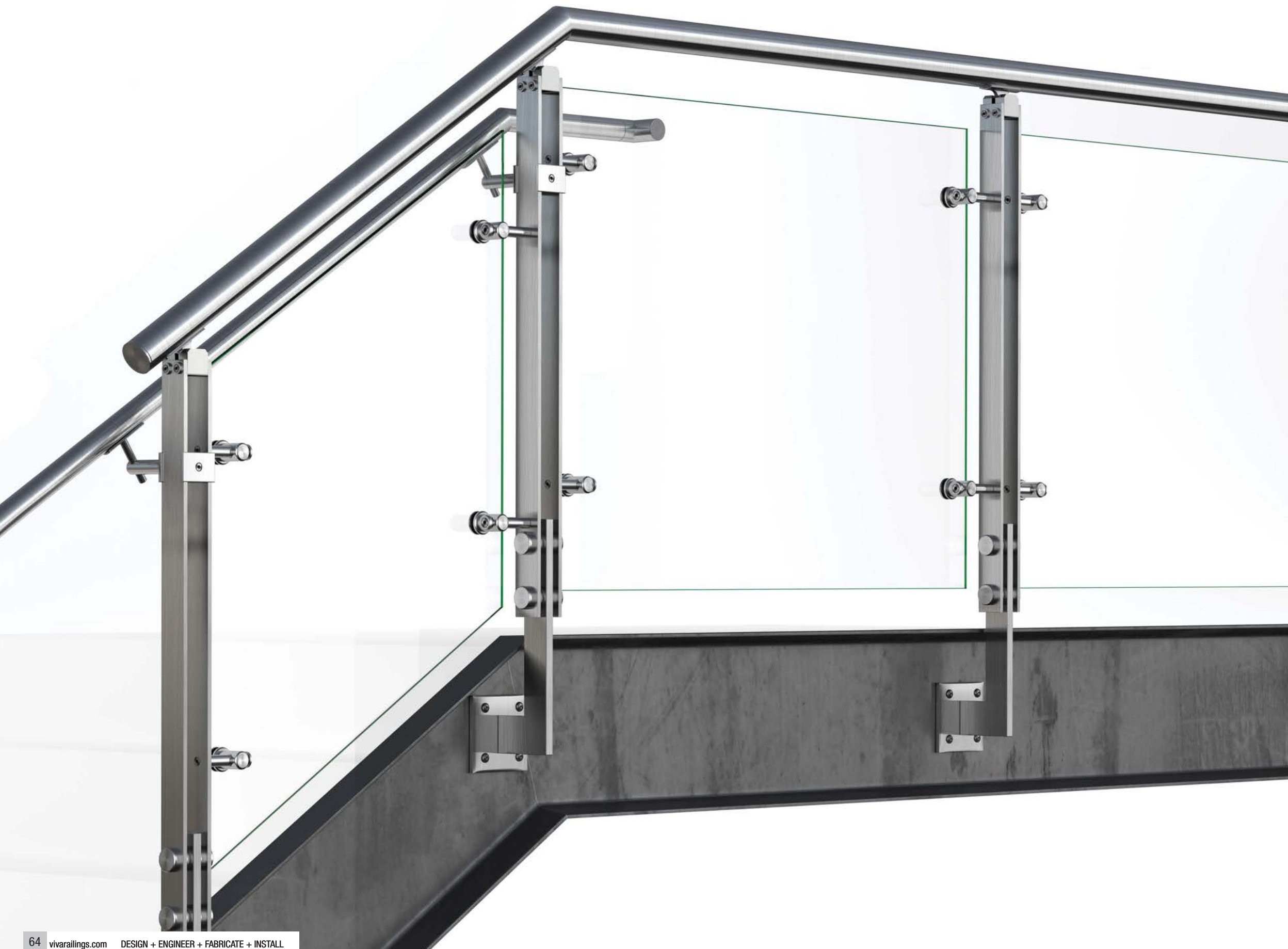
FASCIA MOUNT


CORE MOUNT

BLADE GLASS & METAL SYSTEM - FINISH OPTIONS

#6 Satin	CeraShield® Ceramic Coating	Powder Coat
<p>#6 Satin Finish — A mechanically polished stainless steel finish delivering a smooth, low-reflective surface ideal for high-traffic commercial applications. Ideal for interior and exterior commercial railing applications requiring a refined, low-gloss aesthetic with enhanced corrosion resistance. Meets ASTM A480 standards.</p>	<p>Enhanced durability and superior protection. Available in a wide range of colors. (Replaces traditional powder coat finish options.)</p>	<p>Powder coating is durable and scratch resistant so it weathers and retains its original hue better than conventional liquid coatings.</p>

*VIVA Railings now proudly offers CeraShield Ceramic Coating (powered by CERAKOTE Technology) as our premium finishing option, providing enhanced durability and superior protection for interior and exterior applications. While CeraShield offers unparalleled advantages in hardness, corrosion resistance, UV stability, and chemical resistance, we will continue to offer standard Powder Coat finishes to meet a variety of aesthetic preferences.





BLADE RAILING SYSTEM | INFILL: PERFORATED METAL PANEL

JM FAMILY ENTERPRISES HEADQUARTERS – DEERFIELD BEACH, FL

General Contractor: Kaufman Lynn Construction

Architect: PGAL Architects

Visit the
project gallery.




BLADE RAILING SYSTEM | INFILL: MULTILINE

DICK'S SPORTING GOODS - MINNETONKA, MN

General Contractor: WDS Construction

Architect: FOX Design Group Solon, OH




FIELDER'S FINEST

HOCKEY

FOOTWEAR
APPAREL
SERVICES

Visit the
project gallery.



BLADE RAILING SYSTEM | INFILL: TINTED TEMPERED GLASS

POST FINISH: ECM-20 SATIN BLACKENED


OFFICES AT KIMBALL PARK - SOUTHLAKE, TX

General Contractor: Links Construction

Architect: BOKA Powell

Visit the
project gallery.






BLADE RAILING SYSTEM | INFILL: TEMPERED GLASS
SAN DIEGO INTERNATIONAL AIRPORT RENTAL CAR FACILITY - SAN DIEGO, CA
General Contractor: Built Pacific
Architect: FOX Design Group Solon, OH

Visit the
project gallery.





BLADE RAILING SYSTEM | INFILL: WIRE MESH

AUSTIN COMMUNITY COLLEGE, ELGIN CAMPUS - ELGIN, TX

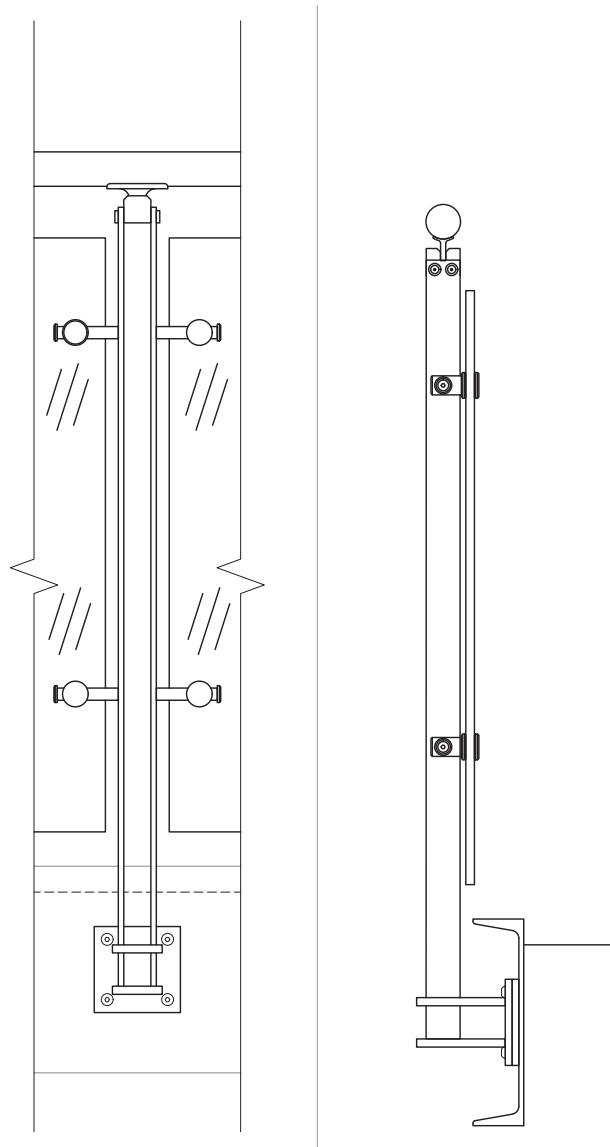
General Contractor: Skanska USA

Architect: O'Connell Robertson

Visit the
project gallery.



BLADE Air GLASS & METAL SYSTEM



Other mounting options available.

BLADE Air - AVAILABLE INFILLS

Glass

Perforated Metal

Wire Mesh

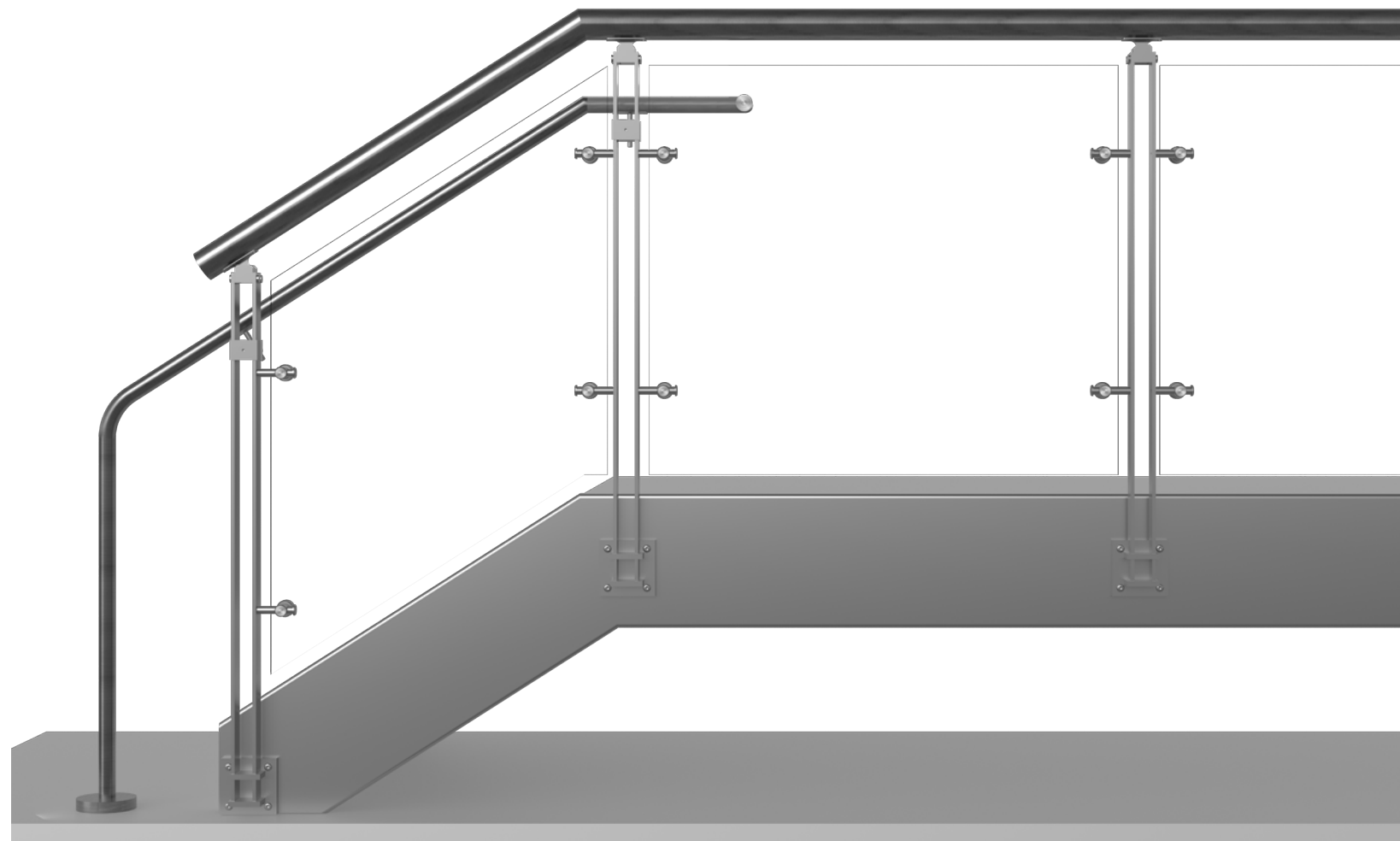
Picket Panel

CableNet

Multiline

Laser Cut Panels

The BLADE Air Post System is a sleek, minimalist evolution of our popular BLADE Air Post System. Designed with an ultra-contemporary aesthetic, it removes the bottom center bar for an even less obstructed view, further emphasizing openness while maintaining structural integrity. The system consists of two 2" wide vertical posts and incorporates a unique cube cap at the top. Its precision design ensures stability, whether for cable, glass, or other infill options, making it ideal for modern architectural spaces where clean lines and minimal intrusion are paramount.



Scan the QR code to check out the
BLADE Air system on our website and
the interactive 3D viewport

BLADE Air GLASS & METAL SYSTEM - TECHNICAL DATA



	MATERIAL	FINISH	SIZE/SPACING
POST	Stainless Steel (304 or 316)	- #6 Satin	2X2-1/4" @ 5'-0" max. O.C. 4'-6" max. for perforated and wire mesh infill. 4'-0" max. for Multiline. Fascia, Top or Core mount.
	Stainless Steel (201)	- CeraShield (Recommended) - Powder Coat - PVDF VIVA Standard: All brackets, spiders, and accessories are satin finish stainless steel and are not coated. A coated finish is available upon request.	
INFILL OPTIONS	Glass	Clear, Digitally Printed, Tinted, Colored Interlayer, Cast	Min. 3/8" laminated glass with PVB or SGP interlayer ¹ Glass standard thickness: 3/8", 1/2", 5/8", 3/4" Interlayer standard thickness: SGP: 0.035", 0.06" PVB: 0.035"
	Picket		Ø1/2" picket
	Perforated Metal	- #6 Satin - CeraShield (Recommended) - Powder Coat - PVDF	1" wide frame
	Laser Cut		1/4" thick aluminum
	Wire Mesh Weld Steel <small>Applies for WM-38ST and WM-50ST wire mesh options.</small>		1" wide frame
	Wire Mesh Weld Stainless Steel <small>Applies for WM-38SS and WM-50SS wire mesh options.</small>		
	Wire Mesh Woven Stainless Steel <small>Applies for WM-10SS, WM-11SS, WM-13SS and WM-14SS wire mesh options.</small>	#6 Satin	Ø1/2" multiline
	Multiline		Ø1" frame, Ø1/16" (1.5mm) cable mesh
TOP RAIL/HAND RAIL	CableNet		
	Stainless Steel Tube	- #6 Satin (Recommended) - CeraShield - Powder Coat - PVDF	Ø1-1/2" or Ø2" for Hand Rail Ø1-1/2", Ø2" or 2"x1" Rectangular Tube for Top Rail
	Stainless Steel Tube with LED ²		Ø1-1/2" with LED LINEAR, Ø1-1/2" or Ø2" with LED POD
	Wood (Red Oak, Cherry or Maple) ³		Ø2"
	Wood (Red Oak, Cherry or Maple) with LED	Unstained	Ø2" with LED LINEAR



1. IBC 2015 & newer requires railing glass to be laminated. VIVA recommends SGP for exterior applications.

2. All LED LINEAR products are ETL certified; ETL mark is proof of product compliance to North American safety standard.

3. Other species available upon request.

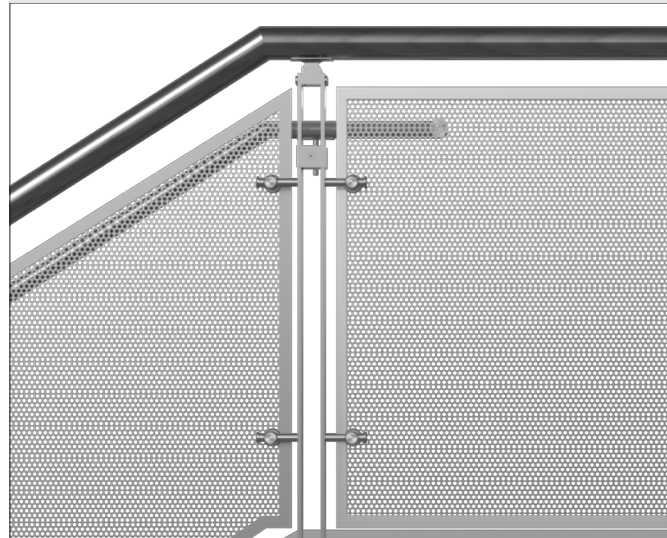
BLADE Air GLASS & METAL SYSTEM - INFILL OPTIONS

GLASS



VIVA's tempered glass infills provide optimal line of sight as well as an understated elegance.
Clear Laminated (PVB or SGP) | Bent | Tinted | Ceramic Frit
Patterned | Colored Interlayer

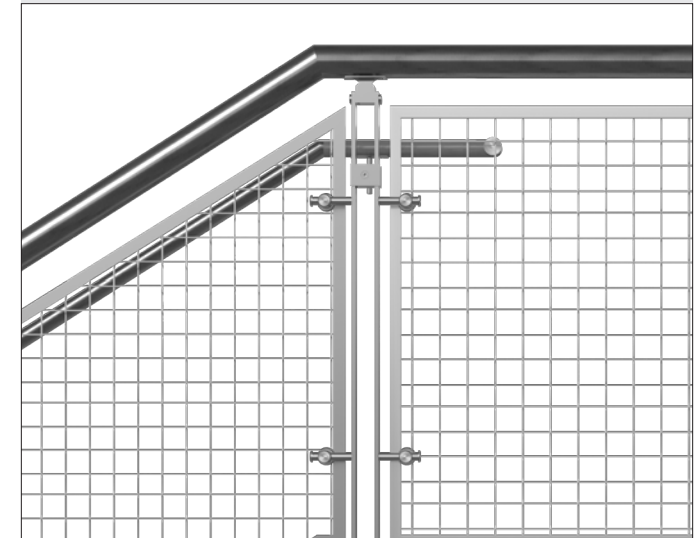
PERFORATED METAL PANELS



VIVA's perforated metal infill panels feature a solid metal outer frame with rounded, slotted or square motifs.

Perforated Metal Panel Patterns on Pg. 219

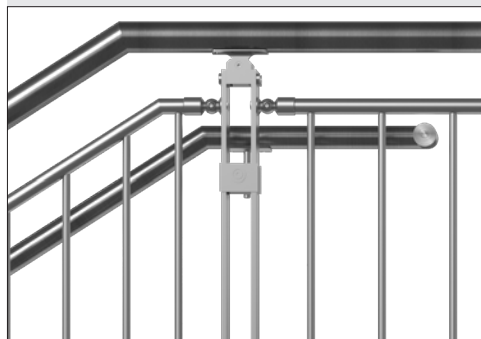
WIRE MESH PANELS



VIVA's wire mesh infill features an organic, interwoven fabric as an infill. Mesh infills are timeless and easy to maintain. The signature box frame completes the system for a clean, sharp look.

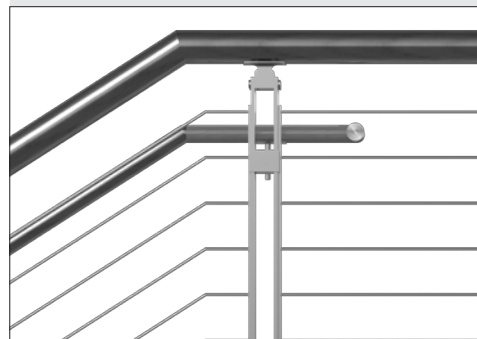
Wire Mesh Panel Patterns on Pg. 218

VERTICAL PICKET PANELS



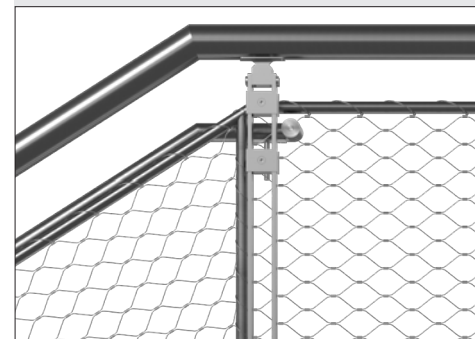
VIVA's uniquely designed picket infill is an economical vertical infill option that provides clear, clean lines.

HORIZONTAL MULTILINE



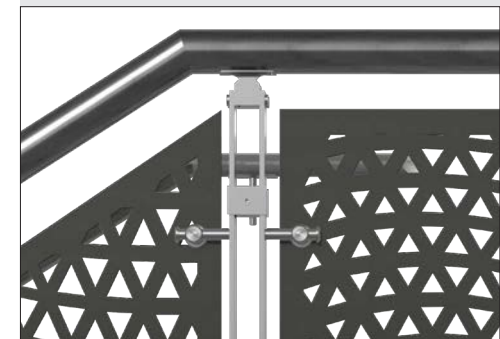
VIVA's multiline infill is a perfect choice for clean modern designs of today. The fluid design works well with curved areas as well.

CABLENET



VIVA's CableNet is an extremely versatile and strong infill, exceeding code requirements on load performance and opening size limitations. CableNet is available in an individual post to post frames or a continuous run.

LASERCUT PANELS



Customize your architectural spaces with VIVA Railings' laser-cut metal infill panels. These panels are designed for our post railing systems. We have a wide range of standard patterns available in primary, geometric and organic designs. Custom patterns are also possible.

BLADE Air GLASS & METAL SYSTEM - MOUNTING CONDITIONS

TOP MOUNT		FASCIA MOUNT	
STEEL	CONCRETE	STEEL	CONCRETE
WELD	ANCHOR	WELD	ANCHOR
	CORE		

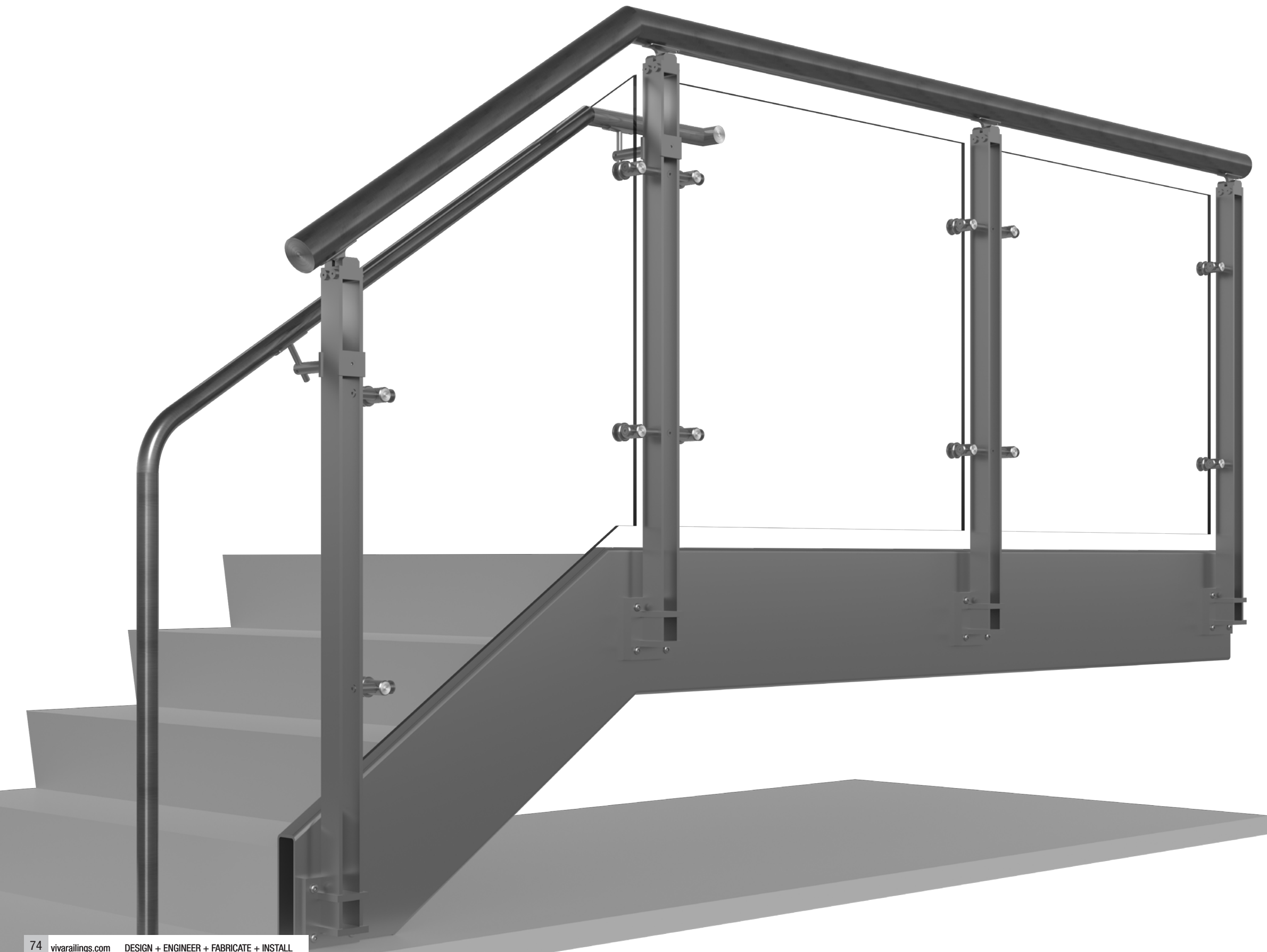
TOP MOUNT


FASCIA MOUNT

CORE MOUNT

BLADE Air GLASS & METAL SYSTEM - FINISH OPTIONS

#6 Satin	CeraShield® Ceramic Coating	Powder Coat
<p>#6 Satin Finish — A mechanically polished stainless steel finish delivering a smooth, low-reflective surface ideal for high-traffic commercial applications. Ideal for interior and exterior commercial railing applications requiring a refined, low-gloss aesthetic with enhanced corrosion resistance. Meets ASTM A480 standards.</p>	<p>Enhanced durability and superior protection. Available in a wide range of colors. (Replaces traditional powder coat finish options.)</p>	<p>Powder coating is durable and scratch resistant so it weathers and retains its original hue better than conventional liquid coatings.</p>





BLADE RAILING SYSTEM | INFILL: PERFORATED METAL PANEL

JM FAMILY ENTERPRISES HEADQUARTERS – DEERFIELD BEACH, FL

General Contractor: Kaufman Lynn Construction

Architect: PGAL Architects

Visit the
project gallery.




BLADE RAILING SYSTEM | INFILL: MULTILINE


DICK'S SPORTING GOODS - MINNETONKA, MN

General Contractor: WDS Construction

Architect: FOX Design Group Solon, OH



Visit the
project gallery.



BLADE RAILING SYSTEM | INFILL: TINTED TEMPERED GLASS

POST FINISH: ECM-20 SATIN BLACKENED


OFFICES AT KIMBALL PARK - SOUTHLAKE, TX

General Contractor: Links Construction

Architect: BOKA Powell

Visit the
project gallery.






BLADE RAILING SYSTEM | INFILL: TEMPERED GLASS
SAN DIEGO INTERNATIONAL Air PORT RENTAL CAR FACILITY - SAN DIEGO, CA
General Contractor: Built Pacific
Architect: FOX Design Group Solon, OH

Visit the
project gallery.





BLADE RAILING SYSTEM | INFILL: WIRE MESH


AUSTIN COMMUNITY COLLEGE, ELGIN CAMPUS - ELGIN, TX

General Contractor: Skanska USA

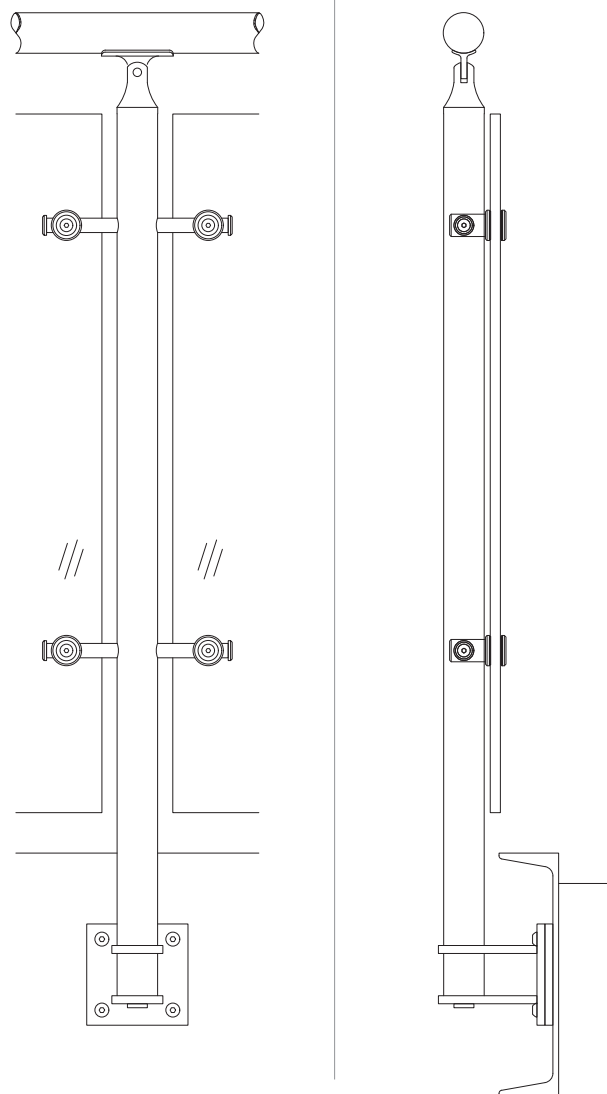
Architect: O'Connell Robertson

Visit the
project gallery.





CIRCA[®] GLASS & METAL SYSTEM



Other mounting options available.

CIRCA - AVAILABLE INFILLS

Glass

Perforated Metal

Wire Mesh

Picket Panel

MultiLine

Cable

CableNet

Laser Cut Panels

Our CIRCA Stainless Steel Railing System provides a simple yet timeless look. The system consists of round tubular posts and the railing in-fill between the posts is mounted via fixed point holders. CIRCA is available in ECM or powder-coated colors and with an option for LED illuminated rail.



Scan the QR code to check out the CIRCA system on our website and the interactive 3D viewport

CIRCA_{GLASS & METAL SYSTEM} - TECHNICAL DATA



	MATERIAL	FINISH	SIZE/SPACING
POST	Stainless Steel (304 or 316)	- #6 Satin	Ø2" @ 5'-0" max. O.C. 4'-6" max. for perforated and wire mesh infill. 4'-0" max. for Multiline and cable infill. Fascia, Top or Core mount.
	Stainless Steel (201)	- CeraShield (Recommended) - Powder Coat - PVDF VIVA Standard: All brackets, spiders, and accessories are satin finish stainless steel and are not coated. A coated finish is available upon request.	
INFILL OPTIONS	Glass	Clear, Digitally Printed, Tinted, Colored Interlayer, Cast	Min. 3/8" laminated glass with PVB or SGP interlayer¹ Glass standard thickness: 3/8", 1/2", 5/8", 3/4" Interlayer standard thickness: SGP: 0.035" , 0.06" PVB: 0.035"
	Picket	- #6 Satin - CeraShield (Recommended) - Powder Coat - PVDF	Ø1/2" picket
	Perforated Metal		1" wide frame
	Laser Cut		1/4" thick aluminum
	Wire Mesh Weld Steel <small>Applies for WM-38ST and WM-50ST wire mesh options.</small>		1" wide frame
	Wire Mesh Weld Stainless Steel <small>Applies for WM-38SS and WM-50SS wire mesh options.</small>	#6 Satin	
	Wire Mesh Woven Stainless Steel <small>Applies for WM-10SS, WM-11SS, WM-13SS and WM-14SS wire mesh options.</small>		
	Multiline	Ø1/2" multiline	
	Cable	Ø3/16" cable	
	CableNet	Ø1" frame, Ø1/16" (1.5mm) cable mesh	
	TOP RAIL/HAND RAIL	Stainless Steel Tube	- #6 Satin (Recommended) - CeraShield - Powder Coat - PVDF
Stainless Steel Tube with LED ²		Unstained	Ø1-1/2" with LED LINEAR, Ø1-1/2" or Ø2" with LED POD
Wood (Red Oak, Cherry or Maple) ³			Ø2"
Wood (Red Oak, Cherry or Maple) with LED			Ø2" with LED LINEAR



1. IBC 2015 & newer requires railing glass to be laminated. VIVA recommends SGP for exterior applications.

2. All LED LINEAR products are ETL certified; ETL mark is proof of product compliance to North American safety standard.

3. Other species available upon request.

CIRCA_{GLASS & METAL SYSTEM} - INFILL OPTIONS

GLASS



VIVA's tempered glass infills provide optimal line of sight as well as an understated elegance. Clear Laminated (PVB or SGP) | Bent | Tinted | Ceramic Frit | Patterned | Colored Interlayer

PERFORATED METAL PANELS



VIVA's perforated metal infill panels feature a solid metal outer frame with rounded, slotted or square motifs.

Perforated Metal Panel Patterns on Pg. 219


WIRE MESH PANELS



VIVA's wire mesh infill features an organic, interwoven fabric as an infill. Mesh infills are timeless and easy to maintain. The signature box frame completes the system for a clean, sharp look.

Wire Mesh Panel Patterns on Pg. 218

LASERCUT PANELS



Customize your architectural spaces with VIVA Railings' laser-cut metal infill panels. These panels are designed for our post railing systems. We have a wide range of standard patterns available in primary, geometric and organic designs. Custom patterns are also possible.

VERTICAL PICKET PANELS




VIVA's uniquely designed picket infill is an economical vertical infill option that provides clear, clean lines.

HORIZONTAL MULTILINE



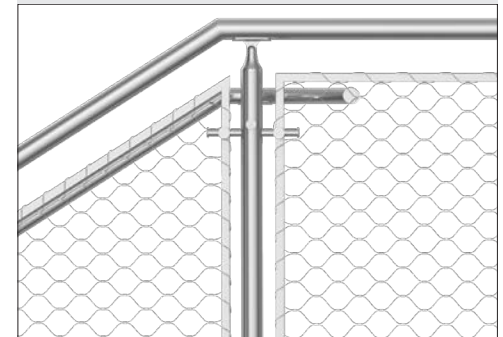
VIVA's multiline infill is a perfect choice for clean modern designs of today. The fluid design works well with curved areas as well.

CABLE



VIVA's stainless steel cable infill is a low maintenance, high visibility infill that is popularly used on exterior applications. Our cable comes in 1x19 type weave, 3/16" diameter in SS316 alloy.

CABLENET



VIVA's CableNet is an extremely versatile and strong infill, exceeding code requirements on load performance and opening size limitations. CableNet is available in an individual post to post frames or a continuous run.

CIRCA_{GLASS & METAL SYSTEM} - MOUNTING CONDITIONS

TOP MOUNT

STEEL

WELD

CONCRETE

ANCHOR

CORE

FASCIA MOUNT

STEEL

WELD

CONCRETE

ANCHOR

TOP MOUNT

FASCIA MOUNT

CORE MOUNT

CIRCA_{GLASS & METAL SYSTEM} - FINISH OPTIONS

#6 Satin

#6 Satin Finish — A mechanically polished stainless steel finish delivering a smooth, low-reflective surface ideal for high-traffic commercial applications. Ideal for interior and exterior commercial railing applications requiring a refined, low-gloss aesthetic with enhanced corrosion resistance. Meets ASTM A480 standards.


CeraShield[®] Ceramic Coating

Enhanced durability and superior protection. Available in a wide range of colors. (Replaces traditional powder coat finish options.)

Powder Coat

Powder coating is durable and scratch resistant so it weathers and retains its original hue better than conventional liquid coatings.





CIRCA RAILING SYSTEM | INFILL: PICKET PANEL

NEBRASKA FURNITURE MART GRANDSCAPE - THE COLONY, TX

General Contractor: LMG Ventures

Architect: O'Brien Architects



GRANDSCAPE Project Video







CIRCA RAILING SYSTEM | INFILL: PERFORATED METAL PANEL


DENTON ISD STRICKLAND MIDDLE SCHOOL - DENTON, TX

General Contractor: Balfour Beatty Construction

Architect: VLK Architects


Visit the
project gallery.





Visit the
project gallery.





CIRCA RAILING SYSTEM | INFILL: TEMPERED GLASS

ZACHRY ENGINEERING ED. COMPLEX - COLLEGE STATION, TX


General Contractor: Vaughn Construction

Architect: Treanor Architects

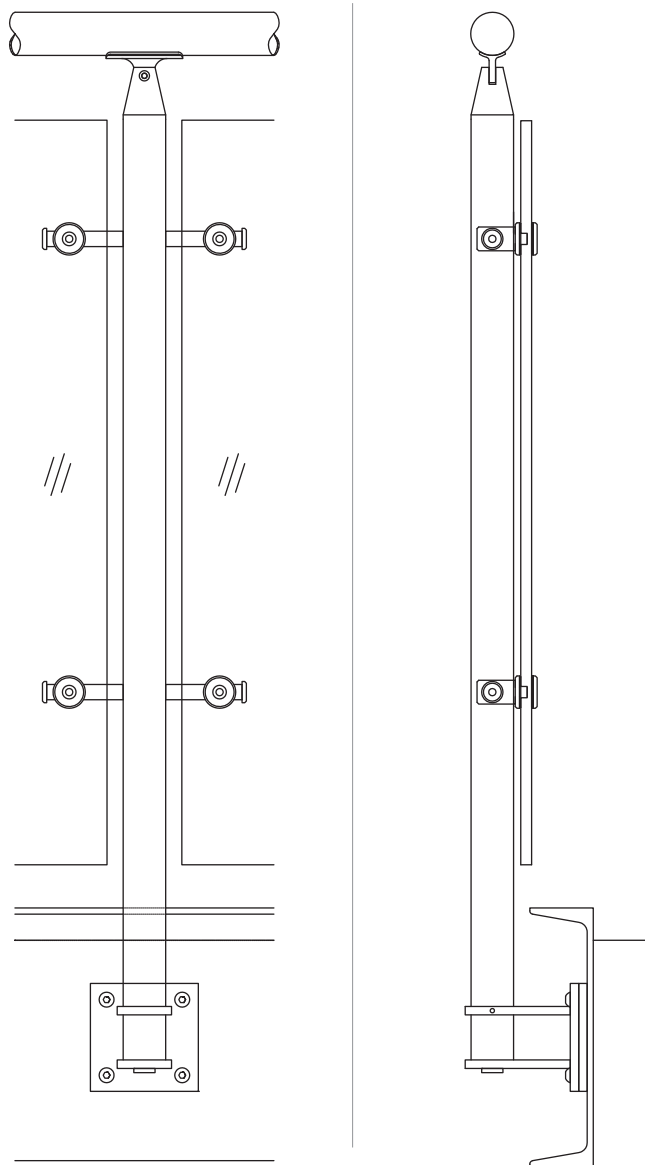
PLANK ATRIUM

Visit the
project gallery.





CUBE[®] GLASS & METAL SYSTEM



Other mounting options available.

CUBE - AVAILABLE INFILLS

Glass

Perforated Metal

Wire Mesh

Picket Panel

MultiLine

Cable

CableNet

Laser Cut Panels

Our CUBE Stainless Steel Railing System has a robust contemporary look. The system is made of 2"x 2" square posts, with monolithic pyramid top caps creating continuous clean lines throughout the components. The railing in-fill between the posts is mounted via fixed point holders and can accommodate any in-fill of your choice.

CUBE is available in ECM or powder-coated colors and with an option for LED illuminated rail.



Scan the QR code to check out the CUBE system on our website and the interactive 3D viewport

CUBE GLASS & METAL SYSTEM - TECHNICAL DATA



	MATERIAL	FINISH	SIZE/SPACING
POST	Stainless Steel (304 or 316)	- #6 Satin	2X2" @ 5'-0" max. O.C. 4'-6" max. for perforated and wire mesh infill. 4'-0" max. for Multiline and cable infill. Fascia, Top or Core mount.
	Stainless Steel (201)	- CeraShield (Recommended) - Powder Coat - PVDF VIVA Standard: All brackets, spiders, and accessories are satin finish stainless steel and are not coated. A coated finish is available upon request.	
INFILL OPTIONS	Glass	Clear, Digitally Printed, Tinted, Colored Interlayer, Cast	Min. 3/8" laminated glass with PVB or SGP interlayer ¹ Glass standard thickness: 3/8", 1/2", 5/8", 3/4" Interlayer standard thickness: SGP: 0.035" , 0.06" PVB: 0.035"
	Picket		Ø1/2" picket
	Perforated Metal	- #6 Satin - CeraShield (Recommended) - Powder Coat - PVDF	1" wide frame
	Laser Cut		1/4" thick aluminum
	Wire Mesh Weld Steel <small>Applies for WM-38ST and WM-50ST wire mesh options.</small>		
	Wire Mesh Weld Stainless Steel <small>Applies for WM-38SS and WM-50SS wire mesh options.</small>		1" wide frame
	Wire Mesh Woven Stainless Steel <small>Applies for WM-10SS, WM-11SS, WM-13SS and WM-14SS wire mesh options.</small>		
	Multiline	#6 Satin	Ø1/2" multiline
	Cable		Ø3/16" cable
	Cablenet		Ø1" frame, Ø1/16" (1.5mm) cable mesh
TOP RAIL/HAND RAIL	Stainless Steel Tube	- #6 Satin (Recommended) - CeraShield - Powder Coat - PVDF	Ø1-1/2" or Ø2" for Hand Rail Ø1-1/2", Ø2" or 2"x1" Rectangular Tube for Top Rail
	Stainless Steel Tube with LED ²		Ø1-1/2" with LED LINEAR, Ø1-1/2" or Ø2" with LED POD
	Wood (Red Oak, Cherry or Maple) ³		Ø2"
	Wood (Red Oak, Cherry or Maple) with LED	Unstained	Ø2" with LED LINEAR



1. IBC 2015 & newer requires railing glass to be laminated. VIVA recommends SGP for exterior applications.

2. All LED LINEAR products are ETL certified; ETL mark is proof of product compliance to North American safety standard.

3. Other species available upon request.

CUBE GLASS & METAL SYSTEM - INFILL OPTIONS

GLASS



VIVA's tempered glass infills provide optimal line of sight as well as an understated elegance. Clear Laminated (PVB or SGP) | Bent | Tinted | Ceramic Frit
Patterned | Colored Interlayer


PERFORATED METAL PANELS



VIVA's perforated metal infill panels feature a solid metal outer frame with rounded, slotted or square motifs.

Perforated Metal Panel Patterns on Pg. 219

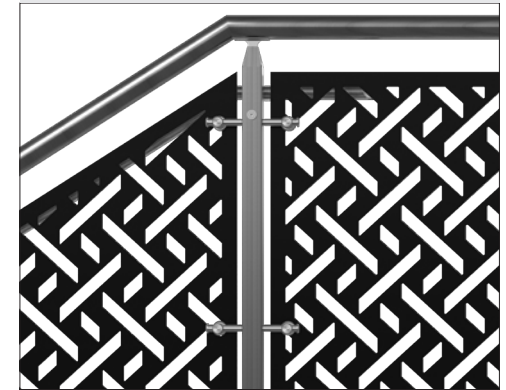
WIRE MESH PANELS



VIVA's wire mesh infill features an organic, interwoven fabric as an infill. Mesh infills are timeless and easy to maintain. The signature box frame completes the system for a clean, sharp look.

Wire Mesh Panel Patterns on Pg. 218

LASERCUT PANELS



Customize your architectural spaces with VIVA Railings' laser-cut metal infill panels. These panels are designed for our post railing systems. We have a wide range of standard patterns available in primary, geometric and organic designs. Custom patterns are also possible.

VERTICAL PICKET PANELS



VIVA's uniquely designed picket infill is an economical vertical infill option that provides clear, clean lines.

HORIZONTAL MULTILINE



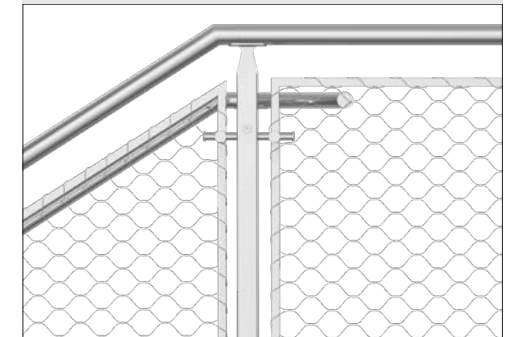
VIVA's multiline infill is a perfect choice for clean modern designs of today. The fluid design works well with curved areas as well.

CABLE



VIVA's stainless steel cable infill is a low maintenance, high visibility infill that is popularly used on exterior applications. Our cable comes in 1x19 type weave, 3/16" diameter in SS316 alloy.

CABLENET



VIVA's CableNet is an extremely versatile and strong infill, exceeding code requirements on load performance and opening size limitations. CableNet is available in an individual post to post frames or a continuous run.

CUBE GLASS & METAL SYSTEM - MOUNTING CONDITIONS

TOP MOUNT		FASCIA MOUNT	
STEEL	CONCRETE	STEEL	CONCRETE
WELD	ANCHOR	WELD	ANCHOR
	CORE		

TOP MOUNT

FASCIA MOUNT


CORE MOUNT

CUBE GLASS & METAL SYSTEM - FINISH OPTIONS

#6 Satin	CeraShield® Ceramic Coating	Powder Coat
<p>#6 Satin Finish — A mechanically polished stainless steel finish delivering a smooth, low-reflective surface ideal for high-traffic commercial applications. Ideal for interior and exterior commercial railing applications requiring a refined, low-gloss aesthetic with enhanced corrosion resistance. Meets ASTM A480 standards.</p>	<p>Enhanced durability and superior protection. Available in a wide range of colors. (Replaces traditional powder coat finish options.)</p>	<p>Powder coating is durable and scratch resistant so it weathers and retains its original hue better than conventional liquid coatings.</p>

*VIVA Railings now proudly offers CeraShield Ceramic Coating (powered by CERAKOTE Technology) as our premium finishing option, providing enhanced durability and superior protection for interior and exterior applications. While CeraShield offers unparalleled advantages in hardness, corrosion resistance, UV stability, and chemical resistance, we will continue to offer standard Powder Coat finishes to meet a variety of aesthetic preferences.





CUBE RAILING SYSTEM | INFILL: GLASS

CHOCTAW CASINO & RESORTS - DURANT, OK

General Contractor: TEPCO Glass

Architect: JCJ Architecture

 **YouTube**
CHOCTAW Project Video





ALBANY SKYWAY Project Video

CUBE RAILING SYSTEM | INFILL: CABLE

POST FINISH: PC-20 MATTE BLACK POSTS

PGA HEADQUARTERS - FRISCO, TX

General Contractor: Adolfson & Peterson Construction

Architect: Page Southerland Page






Visit the
project gallery.



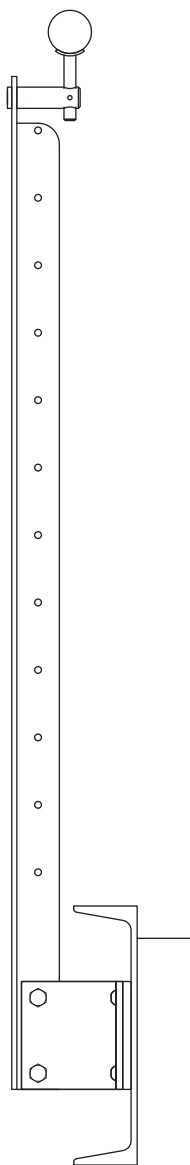
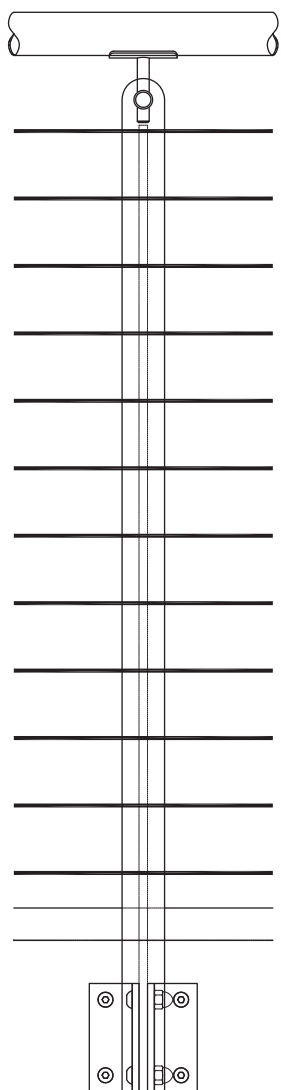


Visit the
project gallery.





TEETM METAL SYSTEM




TEE - AVAILABLE INFILLS

Cable

Our TEE Stainless Steel Cable Railing System features a minimalist design for a cable railing application. The structural “T” section offers the post stability against the tension from cable strands while concealing cable mounting hardware. Stainless steel cable in-fill is available in 3/16” diameter cables. TEE stainless steel cable railing system is available in top and fascia mount. This railing system is widely used in deck railing and balcony railing applications, where a clear line of sight and safety are priorities.

Other mounting options available.



Scan the QR code to check out the TEE system on our website and the interactive 3D viewport

TEE METAL SYSTEM - TECHNICAL DATA

	MATERIAL	FINISH	SIZE/SPACING
POST	Stainless Steel (304 or 316)	#6 Satin	2x2.2" T Section intermediate post, 2x2.4" Section end post @ 4'-0" max. O.C. Fascia, Top or Core mount.
	Stainless Steel (201)	Powder Coat	
INFILL OPTIONS	Cable	#6 Satin	Ø3/16" cable
TOP RAIL/HAND RAIL	Stainless Steel Tube	#6 Satin, Powder Coat	Ø1-1/2" or Ø2" for Hand Rail Ø1-1/2", Ø2" or 2"x1" Rectangular tube for Top Rail
	Stainless Steel Tube with LED ¹	#6 Satin	Ø1-1/2" with LED LINEAR, Ø1-1/2" or Ø2" with LED POD
	Wood (Red Oak, Cherry or Maple) ²	Unstained	Ø2"
	Wood (Red Oak, Cherry or Maple) with LED		Ø2" with LED LINEAR



1. All LED LINEAR products are ETL certified; ETL mark is proof of product compliance to North American safety standard.

2. Other species available upon request.



¹ IBC 2015 & newer requires railing glass to be laminated. VIVA recommends SGP for exterior applications.

² All LED LINEAR products are ETL certified; ETL mark is proof of product compliance to North American safety standard.

³ Other species available upon request.

TEE METAL SYSTEM - INFILL OPTIONS

CABLE




VIVA's stainless steel cable infill is a low maintenance, high visibility infill that is popularly used on exterior applications. Our cable comes in 1x19 type weave, 3/16" diameter in SS316 alloy.


TEE METAL SYSTEM - MOUNTING CONDITIONS

TOP MOUNT	
STEEL	CONCRETE
WELD	ANCHOR
	CORE

FASCIA MOUNT	
STEEL	CONCRETE
WELD	ANCHOR




TEE METAL SYSTEM - FINISH OPTIONS



#6 Satin Finish — A mechanically polished stainless steel finish delivering a smooth, low-reflective surface ideal for high-traffic commercial applications. Ideal for interior and exterior commercial railing applications requiring a refined, low-gloss aesthetic with enhanced corrosion resistance. Meets ASTM A480 standards.




Enhanced durability and superior protection. Available in a wide range of colors. (Replaces traditional powder coat finish options.)



Powder coating is durable and scratch resistant so it weathers and retains its original hue better than conventional liquid coatings.





TEE RAILING SYSTEM | INFILL: CABLE

WSSU STUDENT ACTIVITY CENTER - WINSTON-SALEM, NC

General Contractor: Universal Steel of North Carolina

Architect: Moody-Nolan

Visit the
project gallery.





TEE RAILING SYSTEM | INFILL: CABLE

HDR ARCHITECTS - DALLAS, TX

General Contractor: Balfour Beatty

Architect: FOX Design Group Solon, OH

Visit the
project gallery.




TEE RAILING SYSTEM | INFILL: CABLE

CHEROKEE NATION VINITA CLINIC - VINITA, OK

General Contractor: Flintco, LLC

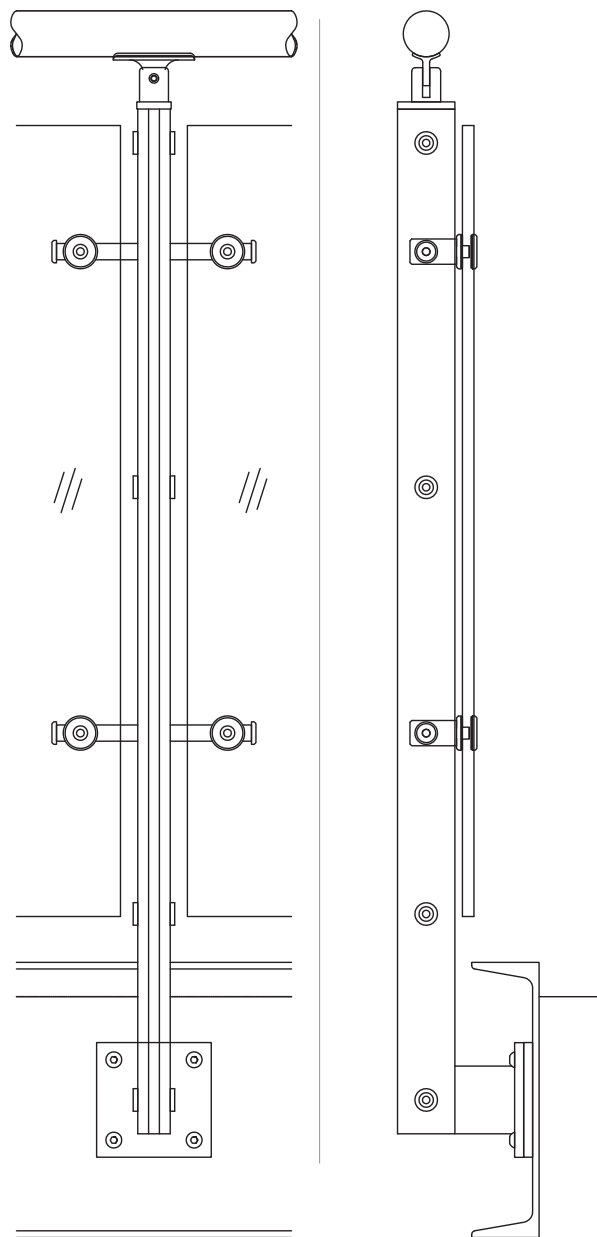
Architect: James R. Childers Architect



Visit the
project gallery.



FINTM GLASS & METAL SYSTEM



Other mounting options available.

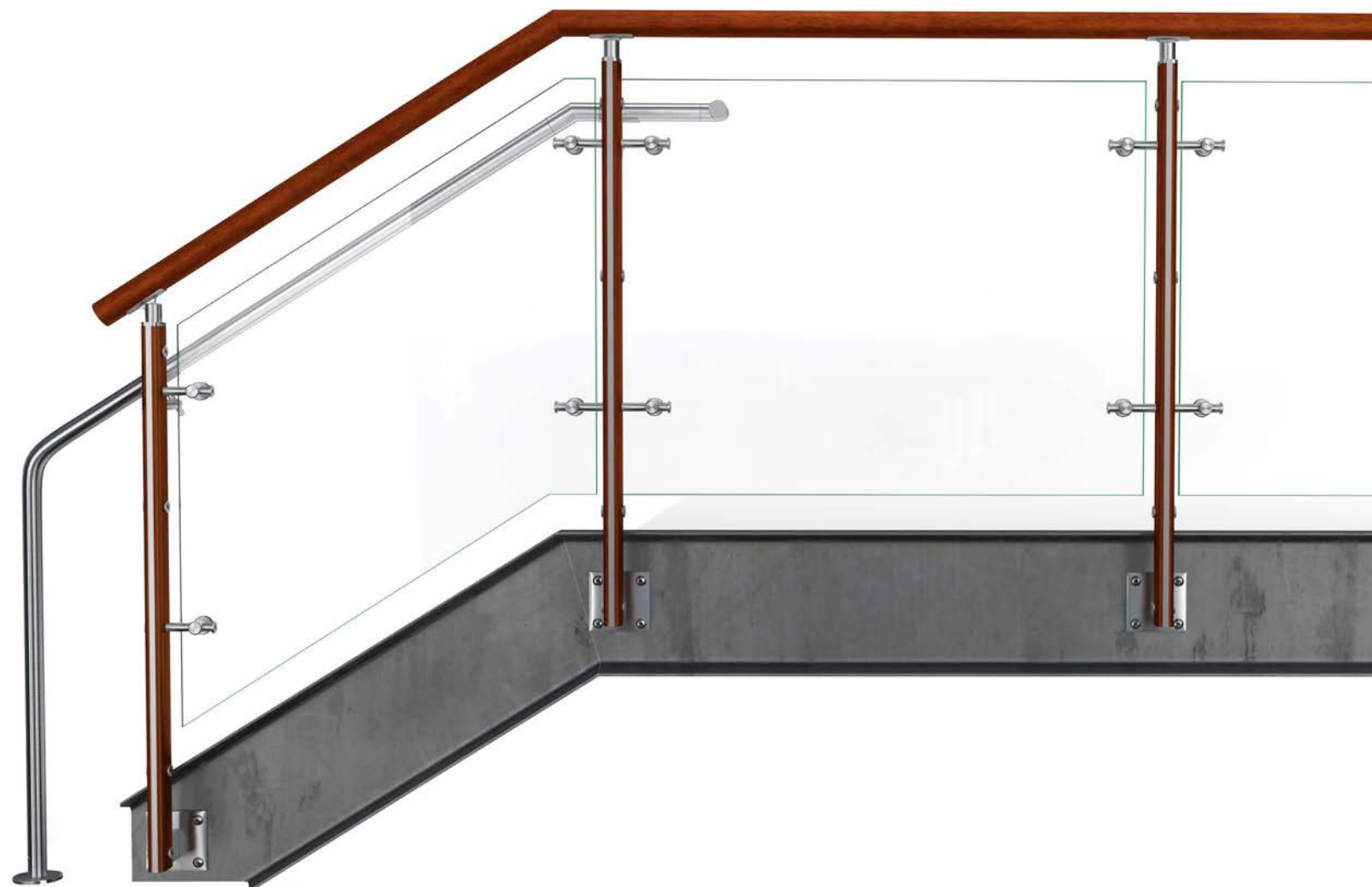
FIN - AVAILABLE INFILLS

Glass

Perforated Metal

Wire Mesh

Our FIN Railing System beautifully combines the industrial look of stainless steel with the warmth of wood to create elegant interior railing applications. FIN wood stains are available in Red Oak, Cherry or Maple and the slender post profile provides minimal obstruction to the line of sight.



Scan the QR code to check out the FIN system on our website and the interactive 3D viewport

FIN GLASS & METAL SYSTEM - TECHNICAL DATA

	MATERIAL	FINISH	SIZE/SPACING
POST	Composite Stainless Steel (304 or 316) and Wood (Red Oak, Cherry or Maple)	#6 Satin + Unstained Wood	2.5"x1.4" @ 5'-0" max. O.C. 4'-6" max. for perforated and wire mesh infill. Fascia, Top or Core mount.
INFILL OPTIONS	Glass	Clear, Tinted or Frit	Min. 3/8" laminated glass with PVB or SGP interlayer ¹ Glass standard thickness: 3/8", 1/2", 5/8", 3/4" Interlayer standard thickness: SGP: 0.035", 0.06" PVB: 0.035"
	Perforated Metal	#6 Satin	1" wide frame
	Wire Mesh		
TOP RAIL/HAND RAIL	Stainless Steel Tube	#6 Satin, Powder Coat	Ø1-1/2" or Ø2" for Hand Rail Ø1-1/2", Ø2" or 2"x1" Rectangular tube for Top Rail
	Stainless Steel Tube with LED ²	#6 Satin	Ø1-1/2" with LED LINEAR, Ø1-1/2" or Ø2" with LED POD
	Wood (Red Oak, Cherry or Maple) ³	Unstained	Ø2"
	Wood (Red Oak, Cherry or Maple) with LED		Ø2" with LED LINEAR



1. IBC 2015 & newer requires railing glass to be laminated. VIVA recommends SGP for exterior applications.

2. All LED LINEAR products are ETL certified; ETL mark is proof of product compliance to North American safety standard.

3. Other species available upon request.

FIN GLASS & METAL SYSTEM - INFILL OPTIONS


GLASS



VIVA's tempered glass infills provide optimal line of sight as well as an understated elegance.

Clear Laminated (PVB or SGP) | Bent | Tinted | Ceramic Frit
Patterned | Colored Interlayer

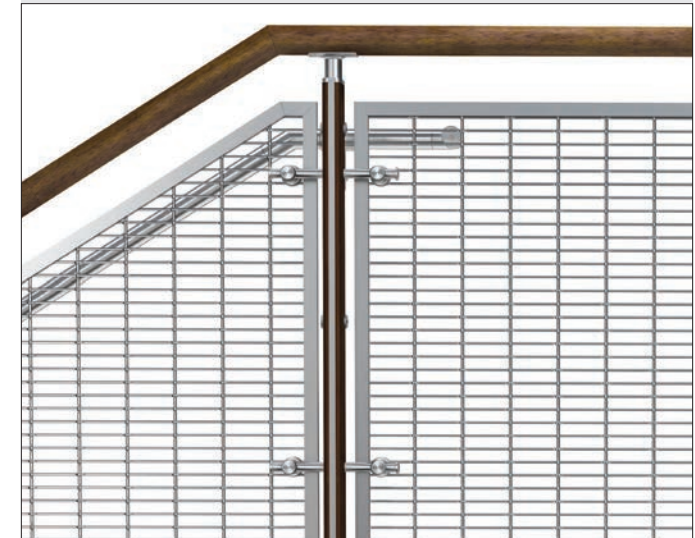
PERFORATED METAL PANELS



VIVA's perforated metal infill panels feature a solid metal outer frame with rounded, slotted or square motifs.

Perforated Metal Panel Patterns on Pg. 213

WIRE MESH PANELS



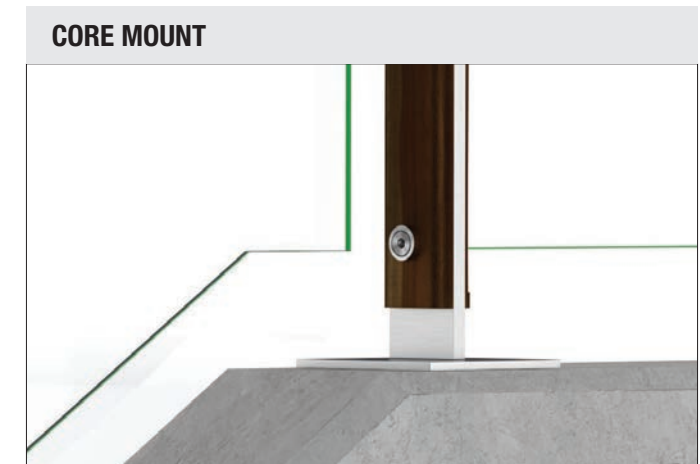

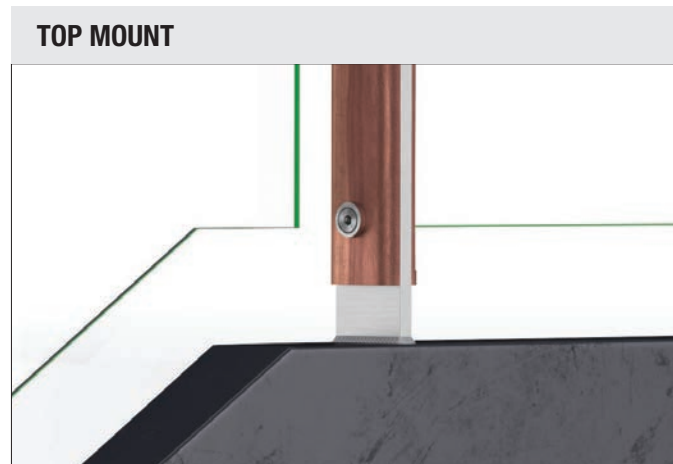
VIVA's wire mesh infill features an organic, interwoven fabric as an infill. Mesh infills are timeless and easy to maintain. The signature box frame completes the system for a clean, sharp look.

Wire Mesh Panel Patterns on Pg. 212

FIN GLASS & METAL SYSTEM - MOUNTING CONDITIONS

TOP MOUNT	
STEEL	CONCRETE
WELD	ANCHOR
	CORE

FASCIA MOUNT	
STEEL	CONCRETE
WELD	ANCHOR



FIN GLASS & METAL SYSTEM - FINISH OPTIONS







FIN RAILING SYSTEM | INFILL: TEMPERED GLASS

ROBB & STUCKY SHOWROOM - BOCA RATON, FL

General Contractor: Fisher Contracting

Architect: MHK Architecture & Planning

Visit the
project gallery.



FIN RAILING SYSTEM | INFILL: TEMPERED GLASS

SHAWNEE MISSION BIRTH CENTER - MERRIAM, KS

General Contractor: United Excel Corp

Architect: HWA Hoefer Wysocki Architects



Visit the
project gallery.





Visit the
project gallery.



STAIR WRAP GLASS & METAL SYSTEM

STAIR WRAP - AVAILABLE INFILLS

Glass

Laser Cut Panel

Elevate your design vision with VIVA Railings' Stair Wrap Systems, the latest innovation in architectural railings. Designed to integrate harmoniously with our railing solutions, Stair Wraps offer a visually seamless transition with transoms and soffits below stairs and balconies, forming a cohesive "wrap-around" effect inspired by the needs and feedback of our discerning customers.



Scan the QR code to check out the
STAIR WRAP system on our website and
the interactive 3D viewport

STAIR WRAP_{GLASS SOFFIT - TECHNICAL DATA}

	MATERIAL	FINISH	SIZE/SPACING
HARDWARE	Aluminum	CeraShield ³	2-3/4"x1-3/4" Hardware
SOFFIT	Temp. Laminated Glass	Clear, Tinted, Colored Interlayer Printed or Casted	3/8" or 1/2" Lami. Temp. Glass PVB or SGP ² interlayer ¹ .



1. Thickness and interlayer type typically to be determined based on engineering requirements.

2. VIVA Railings recommends using SGP for external applications.

3. CERASHIELD: Ceramic Coating, Enhanced durability and superior protection.

Available in a wide range of colors.
(Replaces traditional powder coat finish options.)

STAIR WRAP_{METAL SOFFIT - TECHNICAL DATA}

	MATERIAL	FINISH	SIZE/SPACING
SOFFIT	Stainless Steel (304 or 316)	#6 Satin CeraShield	2" wide with 14GA thickness. 4'-0" max. O.C. w/ LED linear option.
	Aluminum	CeraShield	

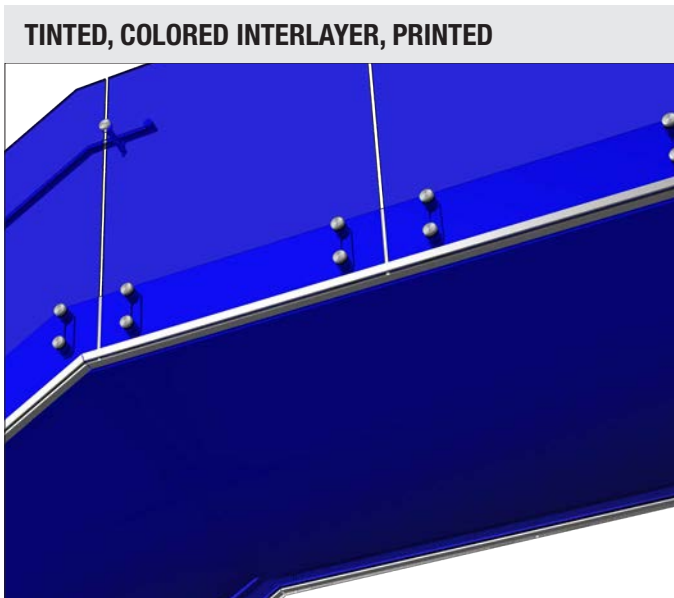
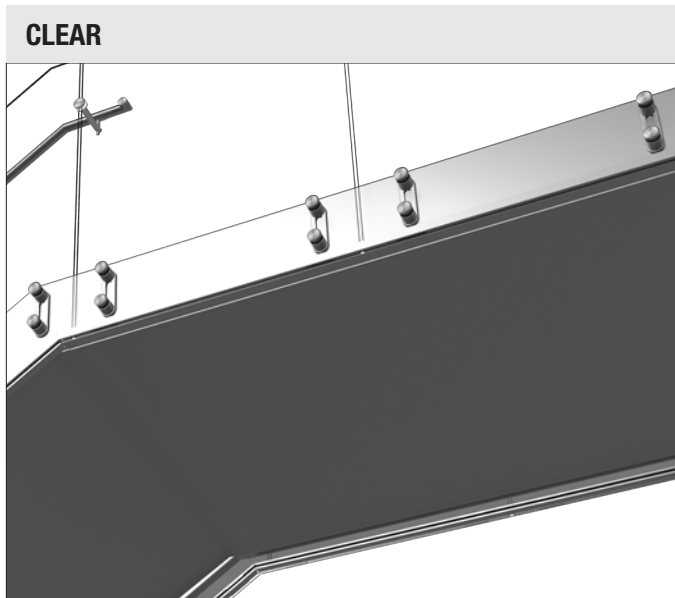
STAIR WRAP_{GLASS}



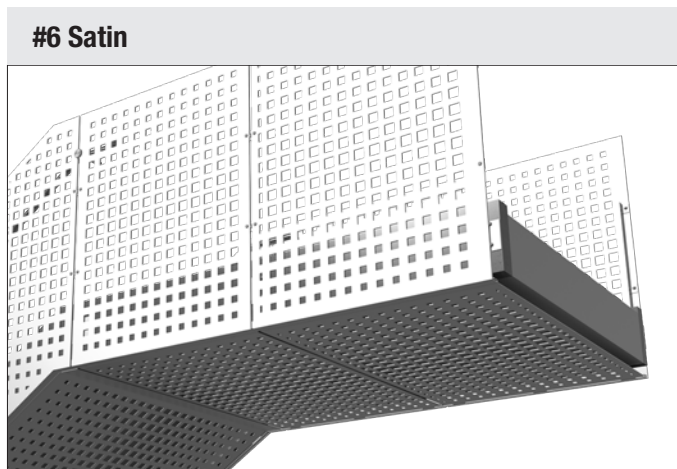
STAIR WRAP METAL




STAIR WRAP GLASS FINISH OPTIONS



STAIR WRAP METAL FINISH OPTIONS



#6 Satin Finish — A mechanically polished stainless steel finish delivering a smooth, low-reflective surface ideal for high-traffic commercial applications. Ideal for interior and exterior commercial railing applications requiring a refined, low-gloss aesthetic with enhanced corrosion resistance. Meets ASTM A480 standards.




Enhanced durability and superior protection. Available in a wide range of colors. (Replaces traditional powder coat finish options.)



Powder coating is durable and scratch resistant so it weathers and retains its original hue better than conventional liquid coatings.

*VIVA Railings now proudly offers CeraShield Ceramic Coating (powered by CERAKOTE Technology) as our premium finishing option, providing enhanced durability and superior protection for interior and exterior applications. While CeraShield offers unparalleled advantages in hardness, corrosion resistance, UV stability, and chemical resistance, we will continue to offer standard Powder Coat finishes to meet a variety of aesthetic preferences.



STAIR WRAP SYSTEM | INFILL: PERF METAL

TCC NORTHWEST CAMPUS - FT. WORTH, TX

General Contractor: Skanska USA Building

Architect: Huckabee Architects

Visit the
project gallery.





STAIR WRAP SYSTEM | INFILL: PERF METAL

ACC HIGHLAND CAMPUS - AUSTIN, TX

General Contractor: Flintco

Architect: Perkins+Will




Visit the
project gallery.

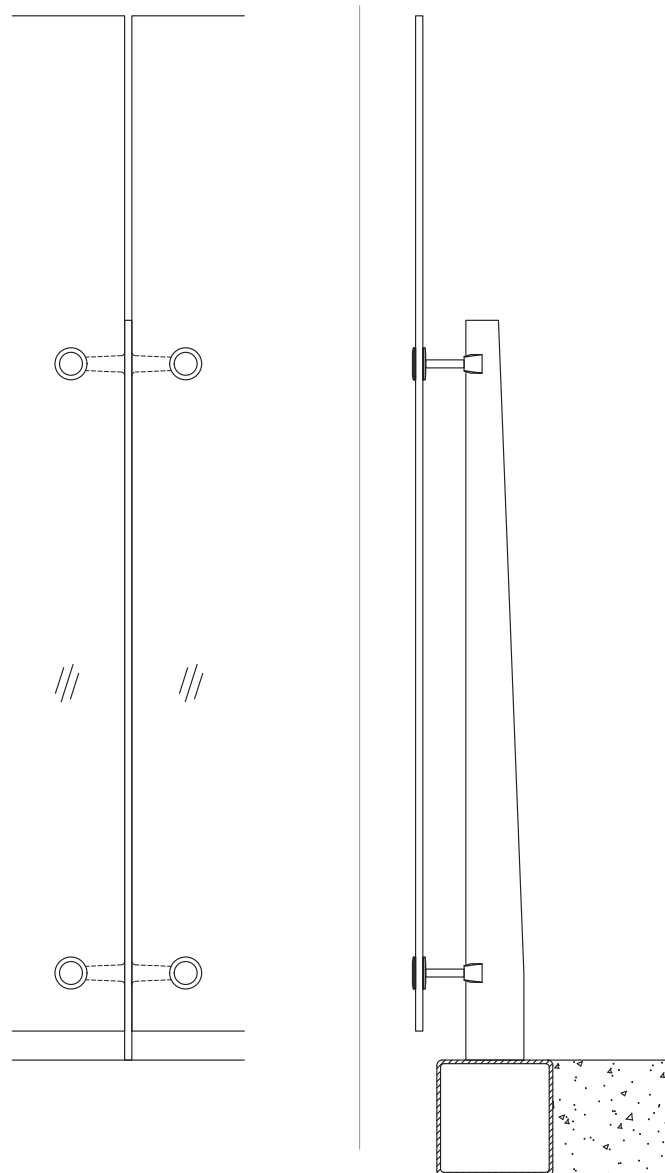


Visit the
project gallery.





WINDWALL™ GLASS SYSTEM

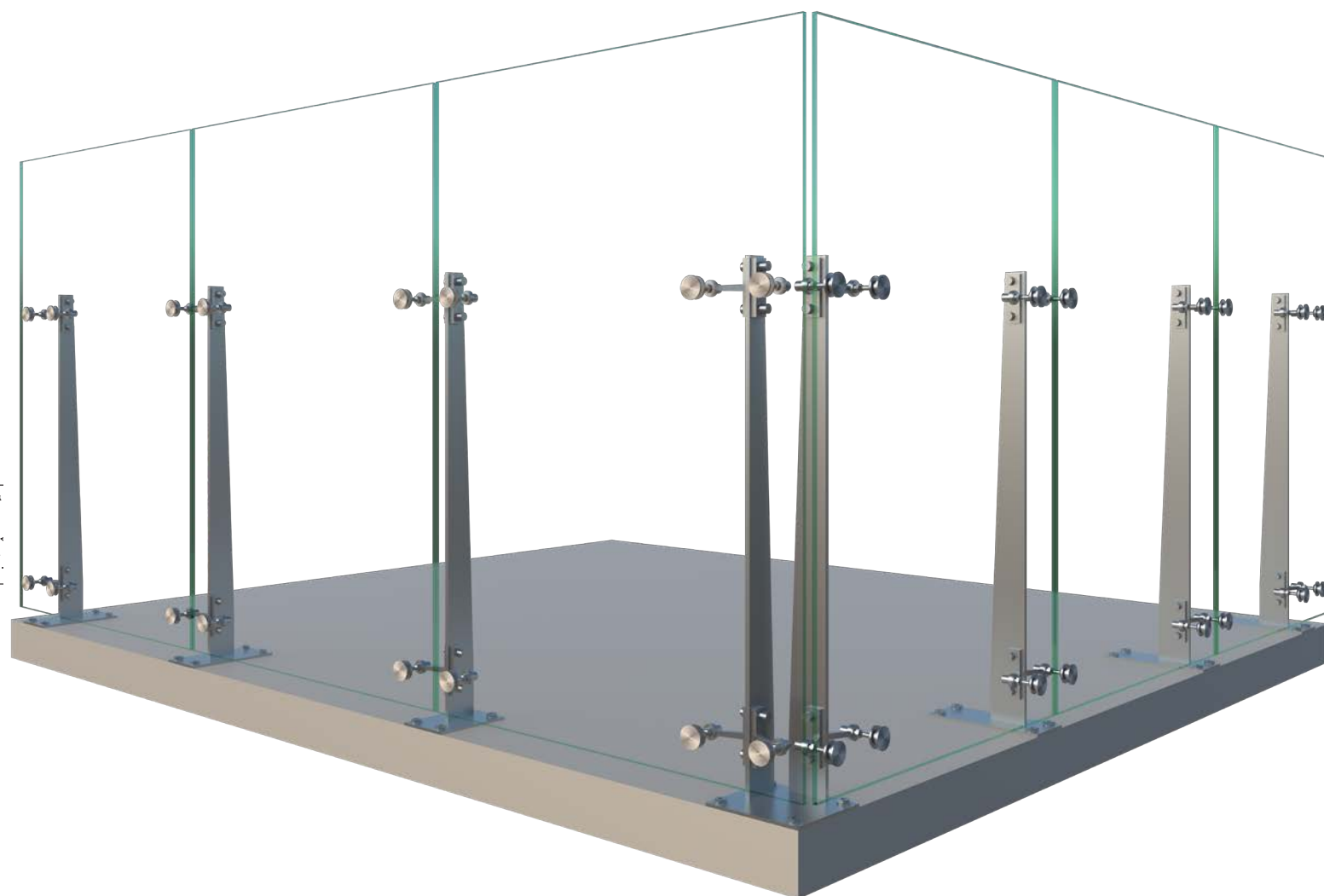


WINDWALL - AVAILABLE
INFILL

Glass

Our WINDWALL Solutions are typically used at amenity deck levels in high rise residential projects or by poolside. These applications require custom engineering solutions and hence every windwall design is project specific and depends on floor elevation, wind loads, layout and location of the building.

Other mounting options available.



Scan the QR code to check out the
WINDWALL system on our website and
the interactive 3D viewport

WINDWALL GLASS SYSTEM - TECHNICAL DATA

	MATERIAL	FINISH	SIZE/SPACING
POST	Stainless Steel (304 or 316)	#6 Satin	2 1/2" ~ 5" Wide flat bar post @ 4'-0" max. O.C. 4'-0" ~ 8'-0" Height Wind wall. Top or Core mount.
		Powder Coat	
INFILL	Glass	Clear, Tinted or Frit	Min. 1/2" laminated glass with SGP interlayer ¹ Glass standard thickness: 1/2", 5/8", 3/4" Interlayer standard thickness, SGP: 0.035" , 0.06"



1. IBC 2015 & newer requires railing glass to be laminated. VIVA recommends SGP for exterior applications.

WINDWALL GLASS SYSTEM - INFILL OPTIONS

GLASS

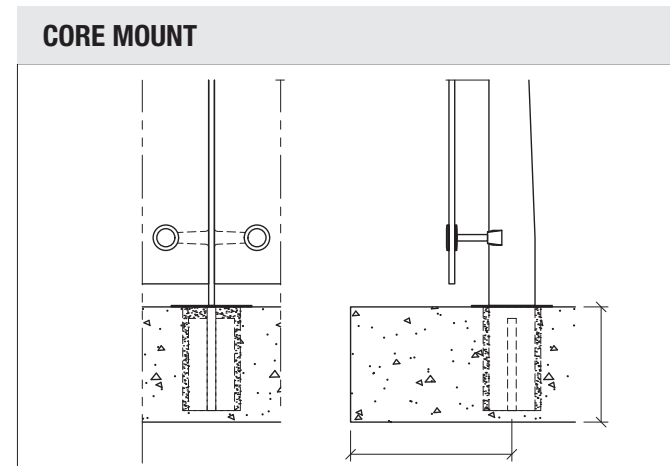



VIVA's tempered glass infills provide optimal line of sight as well as an understated elegance.
Clear Laminated (PVB or SGP) | Bent | Tinted | Ceramic Frit Patterned | Colored Interlayer


WINDWALL GLASS SYSTEM - MOUNTING CONDITIONS

TOP MOUNT	
STEEL	CONCRETE
WELD	ANCHOR
	CORE

FASCIA MOUNT	
STEEL	CONCRETE
WELD	ANCHOR




WINDWALL GLASS SYSTEM - FINISH OPTIONS




#6 Satin Finish — A mechanically polished stainless steel finish delivering a smooth, low-reflective surface ideal for high-traffic commercial applications. Ideal for interior and exterior commercial railing applications requiring a refined, low-gloss aesthetic with enhanced corrosion resistance. Meets ASTM A480 standards.



Enhanced durability and superior protection. Available in a wide range of colors. (Replaces traditional powder coat finish options.)



Powder coating is durable and scratch resistant so it weathers and retains its original hue better than conventional liquid coatings.



WINDWALL RAILING SYSTEM | INFILL: TEMPERED GLASS

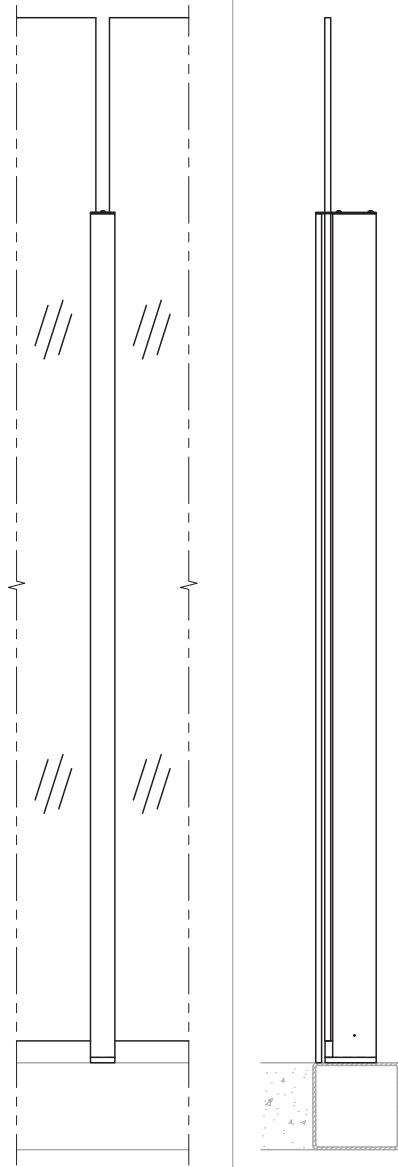
STATLER HOTEL & RESIDENCE - DALLAS, TX

General Contractor: Hill & Wilkinson

Architect: Merriman - MAA Architects



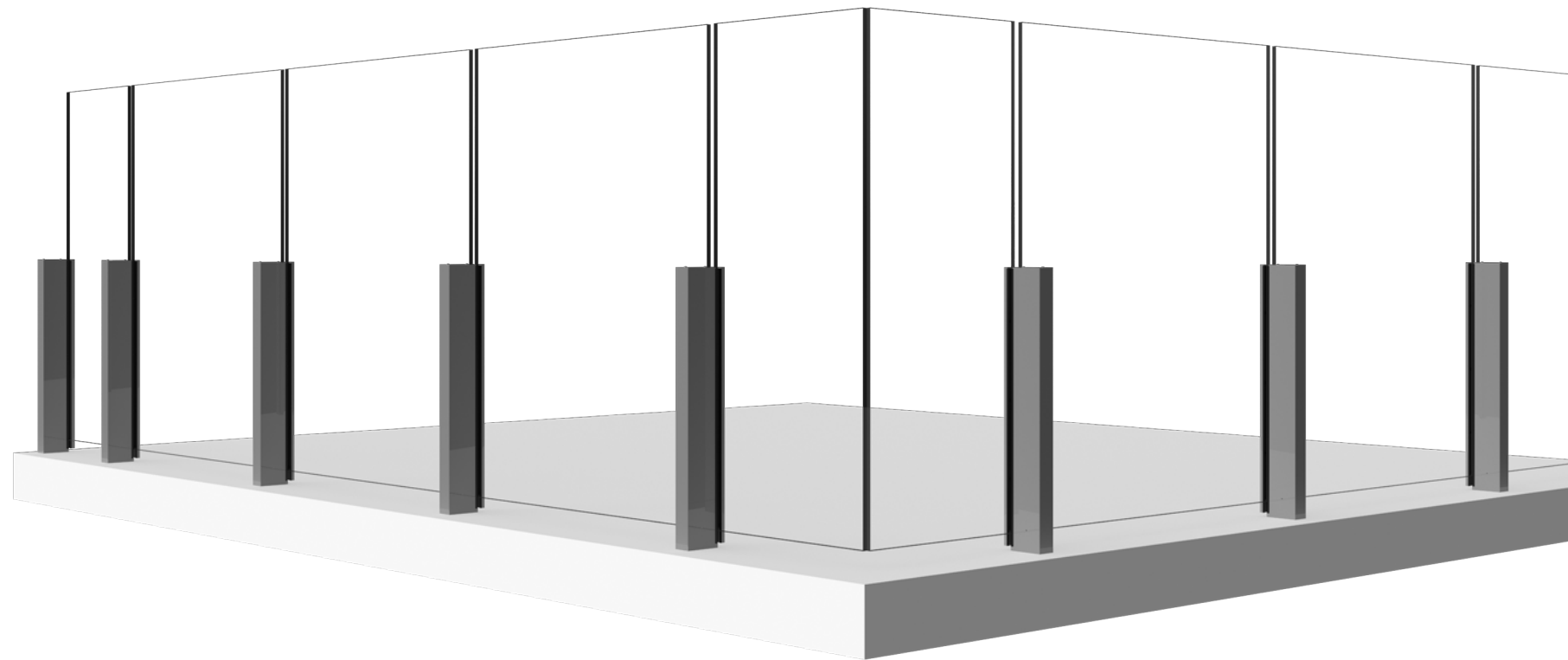
ALUM. WINDWALL™ GLASS SCREEN SYSTEM



ALUM. WINDWALL -
AVAILABLE INFILL

Glass

The ALUM. WINDWALL system is an alternative addition to our windwall system and is typically used at amenity deck levels in high rise residential projects or by poolside. Windwall system applications require custom engineering solutions and hence every windwall design is project specific and depends on floor elevation, wind loads, layout and location of the building.



Other mounting options available.



Scan the QR code to check out the
ALUM. WINDWALL system on our web-
site and the interactive 3D viewport

ALUM. WINDWALL GLASS SCREEN SYSTEM - TECHNICAL DATA



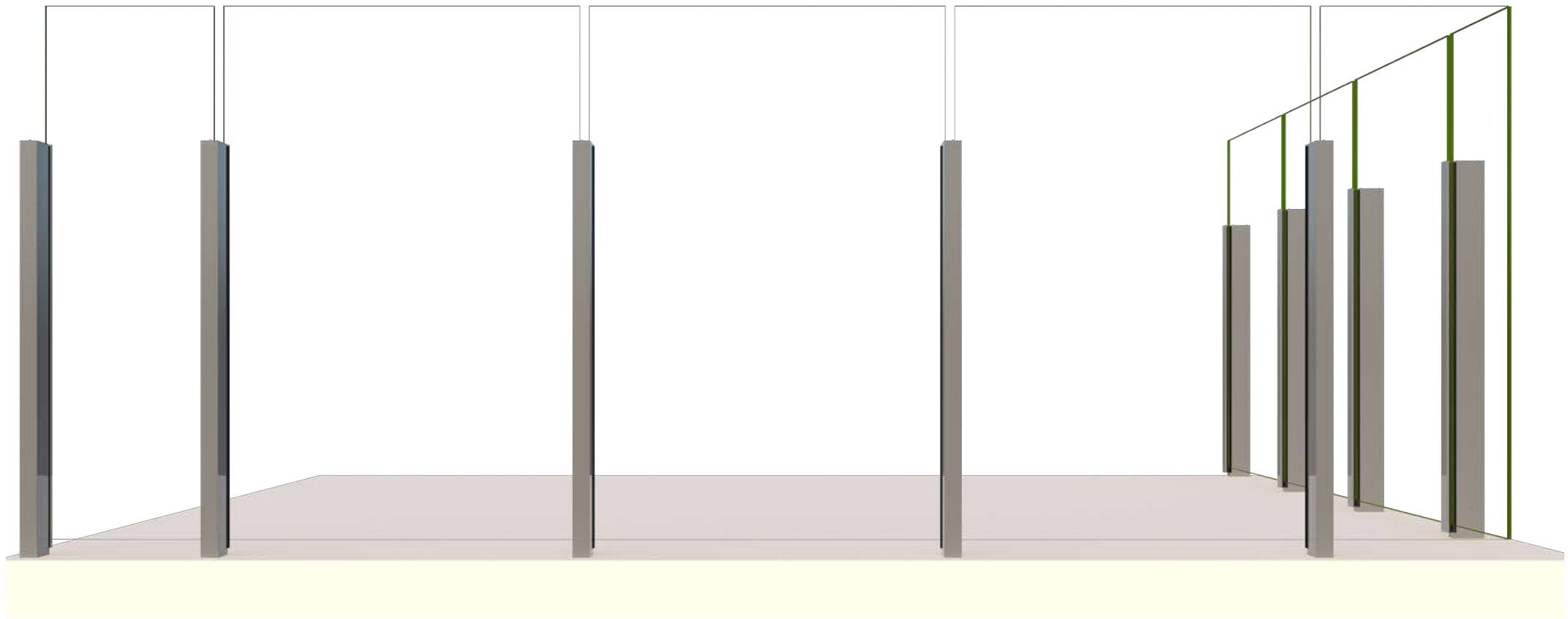
	MATERIAL	FINISH	SIZE/SPACING
POST	Aluminum	<div>Powder Coat Super Polyester (AAMA 2604) ²</div> <div>Powder Coat PVDF (AAMA 2605) ²</div>	2 1/4"x5 7/16" Square post @ 4'-0" max. O.C. 4'-0", 6'-0" & 8'-0" Height Alum. Windwall. Anchored, Cored or Welded mount.
INFILL	Glass	Clear, Tinted or Frit	Min. 1/2" laminated glass with SGP interlayer ¹ Glass standard thickness: 1/2", 5/8", 3/4" Interlayer standard thickness, SGP: 0.035" , 0.06"

1. IBC 2015 & newer requires railing glass to be laminated. VIVA rALUM.mmends SGP for exterior applications.

2. \$ to \$\$\$: indicates finish type comparative cost.

ALUM. WINDWALL GLASS SCREEN SYSTEM - INFILL OPTIONS

GLASS

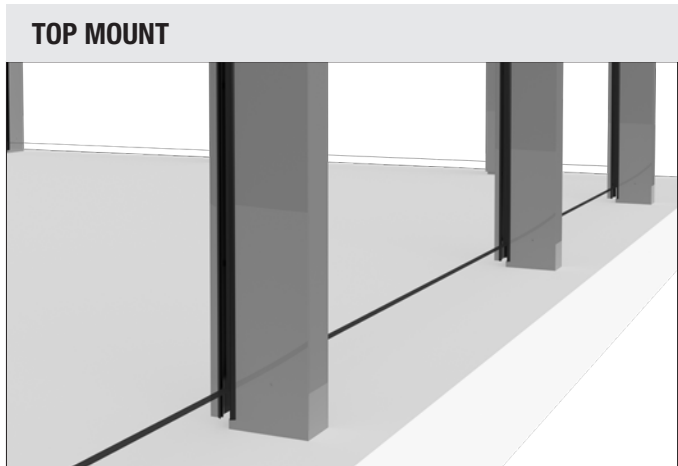


VIVA's tempered glass infills provide optimal line of sight as well as an understated elegance.
Clear Laminated (PVB or SGP) | Bent | Tinted | Ceramic Frit Patterned | Colored Interlayer

ALUM. WINDWALL GLASS - MOUNTING CONDITIONS

TOP MOUNT	
STEEL	CONCRETE
WELD	ANCHOR
	CORE

FASCIA MOUNT	
STEEL	CONCRETE
WELD	ANCHOR

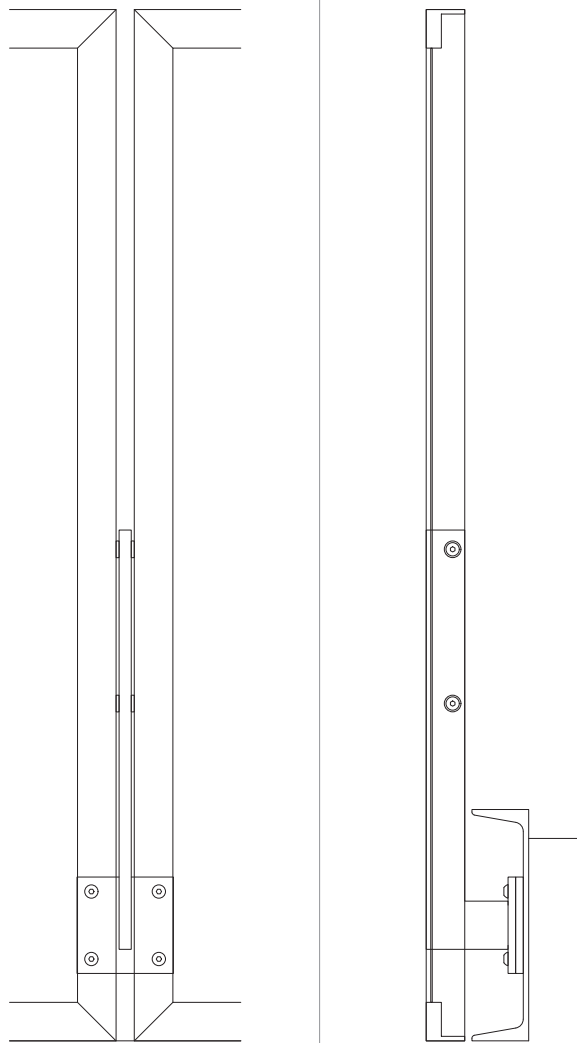


ALUM. WINDWALL GLASS - FINISH OPTIONS



Powder coating is durable and scratch resistant so it weathers and retains its original hue better than conventional liquid coatings.

FRAMETM METAL SYSTEM




FRAME - AVAILABLE INFILLS

Perforated Metal

FRAME is a structural metal panel system that is picture framed with your favorite perforated metal panel. Wide edges of FRAME create a bold statement with an art deco look. The supporting base is minimalistic, almost out of sight, giving you a floating metal panel. Wide frame also creates an integral top guard edge, eliminating the need for the added top cap.

Other mounting options available.



Scan the QR code to check out the FRAME system on our website and the interactive 3D viewport

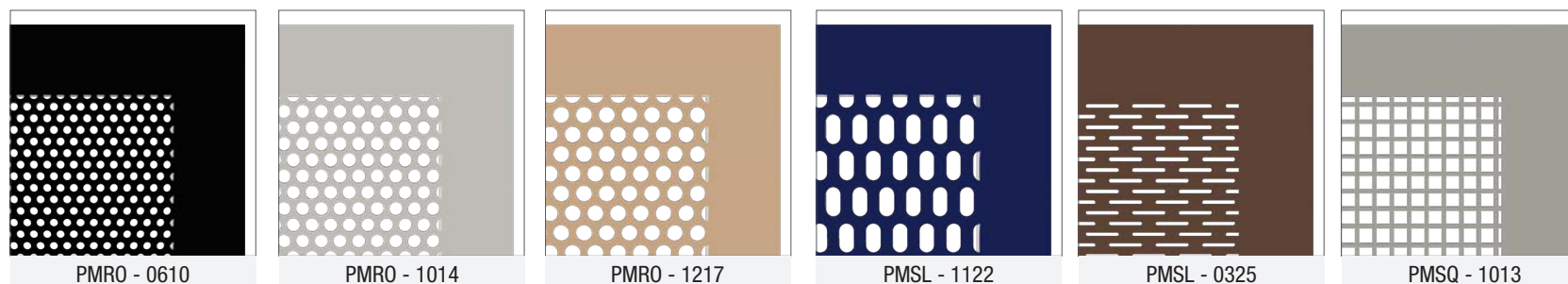
FRAME METAL SYSTEM - TECHNICAL DATA

	MATERIAL	FINISH	SIZE/SPACING
POST	Stainless Steel (304 or 316)	#6 Satin	Solid bar post @ 4'-3" max. O.C. Fascia, Top or Core mount.
	Stainless Steel (201)	Powder Coat	
INFILL OPTIONS	Aluminum Perforated	Powder Coat	2" wide with aluminum angle framed panel
HAND RAIL	Stainless Steel Tube	#6 Satin, Powder Coat	Ø1-1/2" or Ø2" tube
	Stainless Steel Tube with LED ¹	#6 Satin	Ø1-1/2" with LED LINEAR, Ø1-1/2" or Ø2" with LED POD
	Wood (Red Oak, Cherry or Maple) ²	Unstained	Ø2"
	Wood (Red Oak, Cherry or Maple) with LED		Ø2" with LED LINEAR



1. All LED LINEAR products are ETL certified; ETL mark is proof of product compliance to North American safety standard.

2. Other species available upon request.



FRAME METAL SYSTEM - INFILL OPTIONS

PERFORATED METAL PANELS




VIVA's perforated metal infill panels feature a solid metal outer frame with rounded, slotted or square motifs.

Perforated Metal Panel Patterns on Pg. 213


FRAME METAL SYSTEM - MOUNTING CONDITIONS

TOP MOUNT		FASCIA MOUNT	
STEEL	CONCRETE	STEEL	CONCRETE
WELD	ANCHOR CORE	WELD	ANCHOR


TOP MOUNT




FASCIA MOUNT



FRAME METAL SYSTEM - FINISH OPTIONS




Powder coating is durable and scratch resistant so it weathers and retains its original hue better than conventional liquid coatings.



Visit the
project gallery.




FRAME RAILING SYSTEM | INFILL: METAL PANEL
WINGSTOP GLOBAL SUPPORT CENTER - ADDISON, TX
General Contractor: Structure Tone Southwest
Architect: Smithgroup Inc


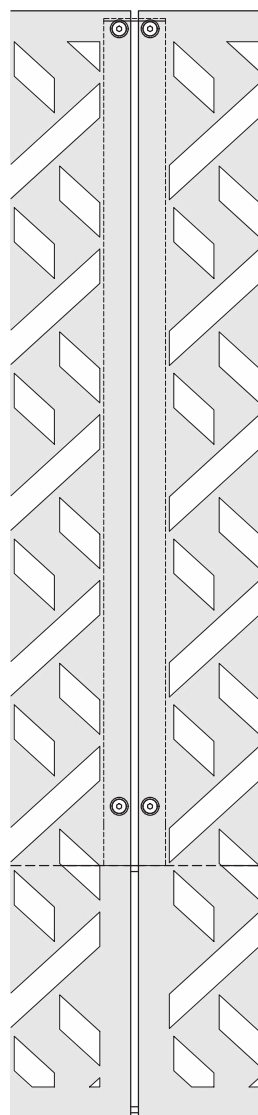


Visit the
project gallery.





FOLD™ METAL SYSTEM



FOLD - LASER CUT PANELS


- Aluminum
- Powder Coated or Anodized
- Powder Coated Steel

Our FOLD Panel Railing System is an ingeniously engineered structural sheet metal fabrication design. This system features CNC laser cut patterns that provide a range of pre-configured or custom designs of your choice. With material choices of aluminum in finishes of powder coating & anodized and stainless steel in #6 satin and ECM colors – what you can do with the fold panel system on your project is best left to your imagination.

Laser Cut Patterns on Pg. 150

IMPORTANT NOTE: Our perforated metal patterns PMRO, PMSQ & PMSL are punch-hole patterns and CANNOT BE USED with FOLD/STRUC Panel Railing systems.

Other mounting options available.



Scan the QR code to check out the FOLD system on our website and the interactive 3D viewport

FOLD METAL SYSTEM - TECHNICAL DATA

	MATERIAL	FINISH	SIZE/SPACING
POST	Stainless Steel (304 or 316)	#6 Satin	Formed panels @ 4'-6" max. O.C. Fascia, Top or Core mount.
	Stainless Steel (201)	-CeraShield (Recommended) -Powder Coat -PVDF VIVA Standard: All brackets, spiders & accessories are #6 satin SS and uncoated (coated finish available upon request).	
INFILL	Stainless Steel (304 or 316)	#6 Satin	2" wide with 14GA thickness. 4'-0" max. O.C.
		Powder Coat - Super Polyester (AAMA 2604) - \$ ¹	
	Aluminum	Powder Coat - Super Polyester (AAMA 2604) - \$	
		Powder Coat - PVDF (AAMA 2605) - \$\$	
HAND RAIL	Steel	Powder Coat	Ø1-1/2" or Ø2" tube Ø1-1/2" with LED LINEAR, Ø1-1/2" or Ø2" with LED POD Ø2" Ø2" with LED LINEAR
	Stainless Steel Tube	-#6 Satin (Recommended) -CeraShield -Powder Coat -PVDF	
	Stainless Steel Tube with LED ²	#6 Satin	
	Wood (Red Oak, Cherry or Maple) ³	Unstained	
	Wood (Red Oak, Cherry or Maple) with LED		



1. \$ to \$\$\$: Indicates finish type comparative cost.

2. All LED LINEAR products are ETL certified; ETL mark is proof of product compliance to North American safety standard.

3. Other species available upon request.

FOLD METAL SYSTEM - INFILL OPTIONS

LASER CUT METAL PATTERNS




Laser Cut Patterns on Pg. 150

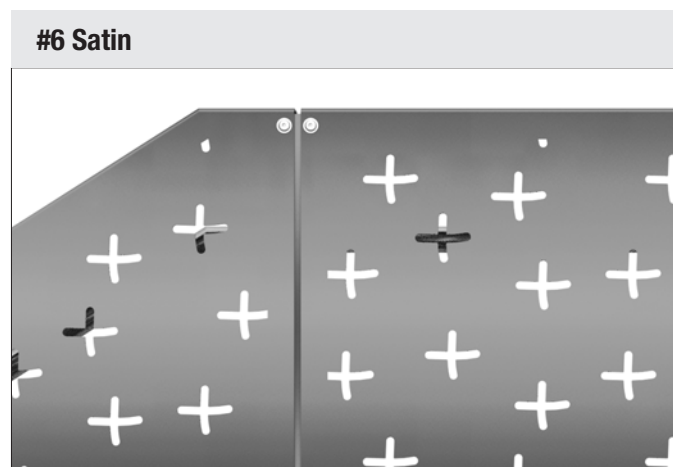
FOLD METAL SYSTEM - MOUNTING CONDITIONS

TOP MOUNT	
STEEL	CONCRETE
WELD	ANCHOR
	CORE

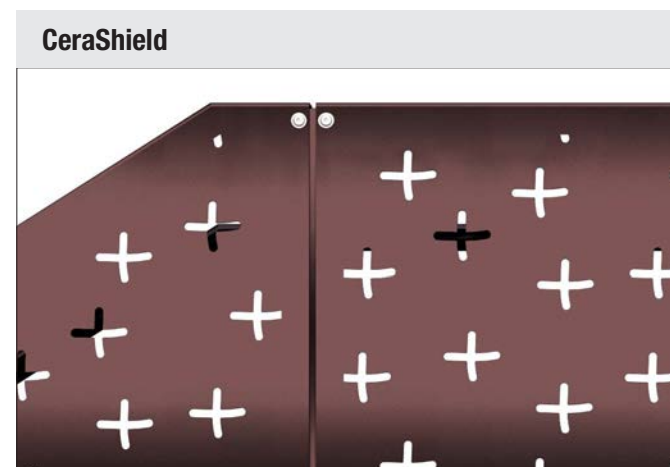
FASCIA MOUNT	
STEEL	CONCRETE
WELD	ANCHOR



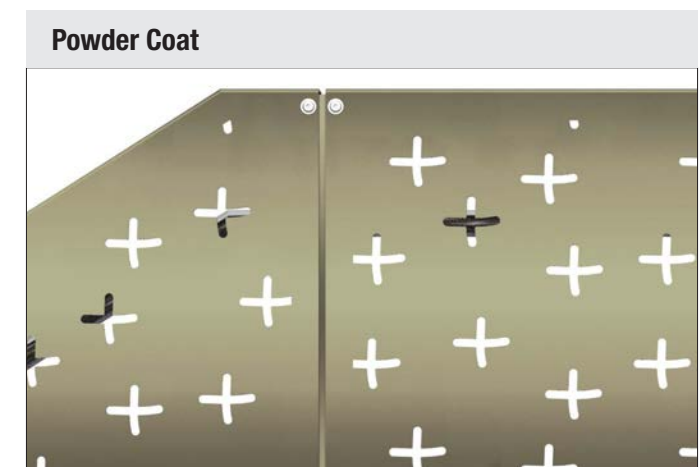
FOLD METAL SYSTEM - FINISH OPTIONS



#6 Satin Finish — A mechanically polished stainless steel finish delivering a smooth, low-reflective surface ideal for high-traffic commercial applications. Ideal for interior and exterior commercial railing applications requiring a refined, low-gloss aesthetic with enhanced corrosion resistance. Meets ASTM A480 standards.



Enhanced durability and superior protection. Available in a wide range of colors. (Replaces traditional powder coat finish options.)



Powder coating is durable and scratch resistant so it weathers and retains its original hue better than conventional liquid coatings.



FOLD RAILING SYSTEM | INFILL: METAL PANEL

LEWISVILLE ISD CAREER CENTER - LEWISVILLE, TX

General Contractor: Northstar Builders

Architect: Stantec

Visit the
project gallery.




FOLD RAILING SYSTEM | INFILL: METAL PANEL

TARRANT COUNTY COLLEGE NW CAMPUS - FT. WORTH, TX

General Contractor: Skanska USA Building - Dallas TX

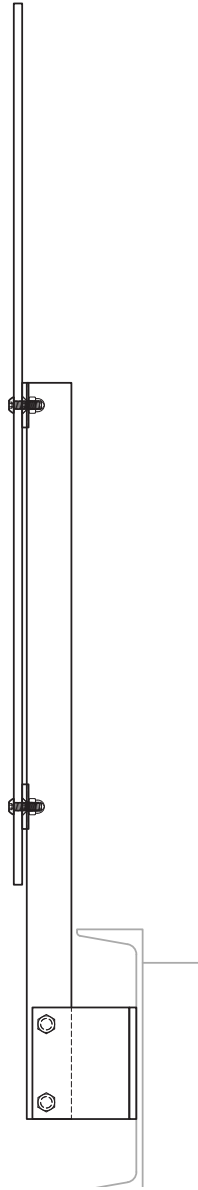
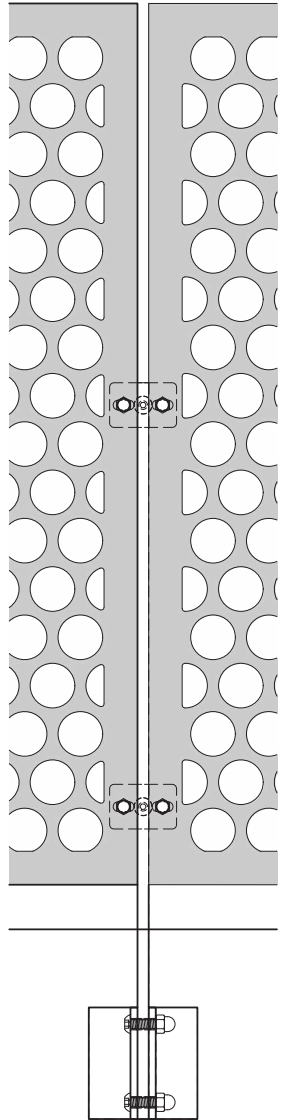
Architect: Huckabee Architects - Fort Worth TX



Visit the
project gallery.



STRUC™ METAL SYSTEM



Other mounting options available.

STRUC - LASER CUT PANELS

Aluminum


Powder Coated or Anodized

Powder Coated Steel

Our STRUC Panel Railing System is an ingeniously engineered structural sheet metal fabrication design. This system features CNC laser cut patterns that provide a range of pre-configured or custom designs of your choice. With material choices of aluminum in finishes of powder coating & anodized and stainless steel in #6 satin. – what you can do with the struc panel system on your project is best left to your imagination. This system is available in a range of pre-configured patterns or custom designs of your choice and allows you to customize company logos and images.

Laser Cut Patterns on Pg. 154

IMPORTANT NOTE: Our perforated metal patterns PMRO, PMSQ & PMSL are punch-hole patterns and CANNOT BE USED with FOLD/STRUC Panel Railing systems.



Scan the QR code to check out the STRUC system on our website and the interactive 3D viewport

STRUC METAL SYSTEM - TECHNICAL DATA

	MATERIAL	FINISH	SIZE/SPACING
POST	Stainless Steel (304 or 316)	#6 Satin	4'-0" max. O.C. post spacing, with 18" max. cantilever panel Fascia, Top or Core mount.
	Stainless Steel (201)	- CeraShield (Recommended) - Powder Coat - PVDF VIVA Standard: All brackets, spiders, and accessories are satin finish stainless steel and are not coated. A coated finish is available upon request.	
INFILL OPTIONS	Aluminum	- CeraShield (Recommended) - Powder Coat - PVDF	Flat aluminum panel
HAND RAIL	Stainless Steel Tube	- #6 Satin (Recommended) - CeraShield - Powder Coat - PVDF	Ø1-1/2" or Ø2" tube
	Stainless Steel Tube with LED ²		Ø1-1/2" with LED LINEAR, Ø1-1/2" or Ø2" with LED POD
	Wood (Red Oak, Cherry or Maple) ³	Unstained	Ø2"
	Wood (Red Oak, Cherry or Maple) with LED		Ø2" with LED LINEAR

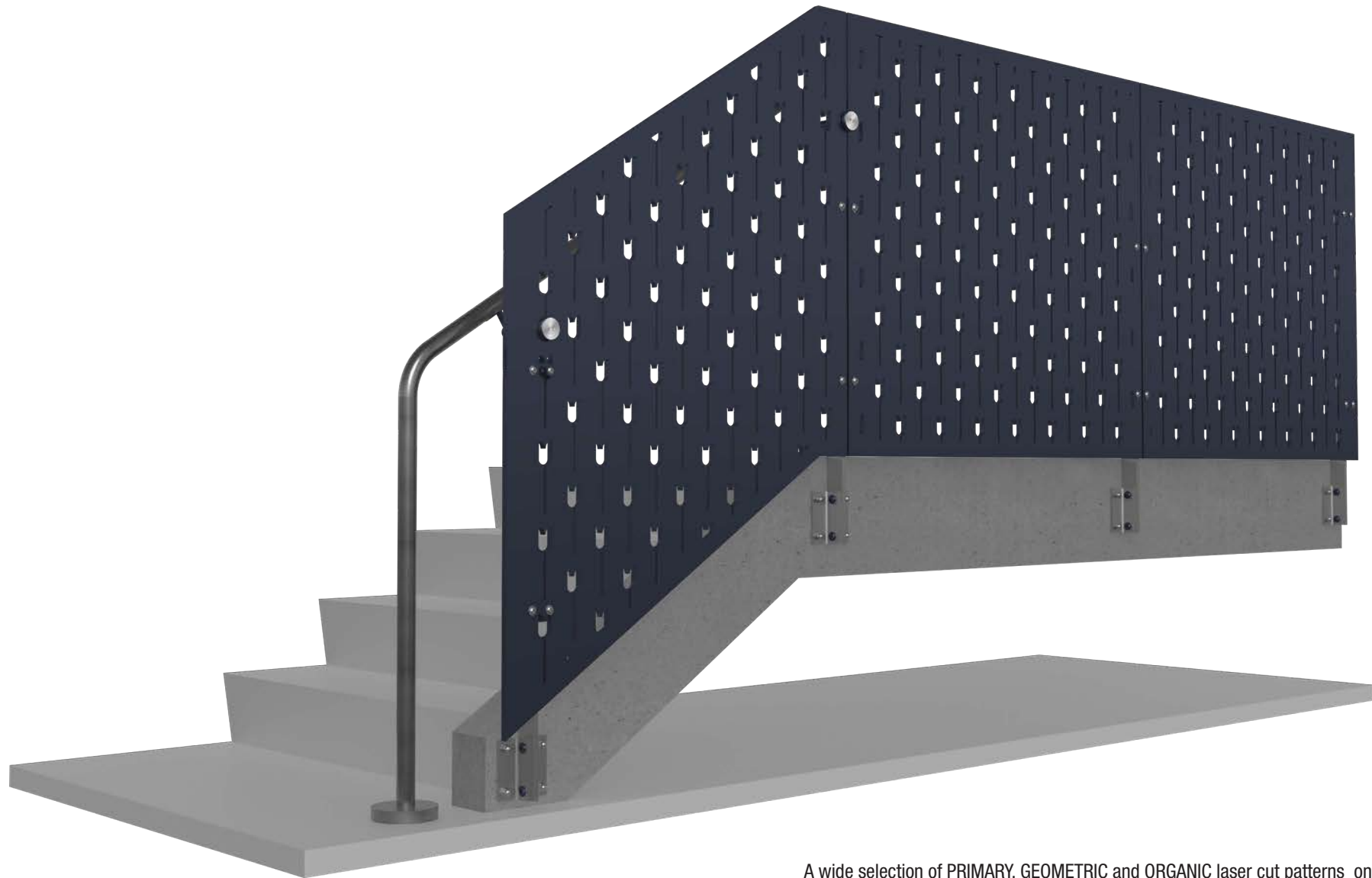


2. All LED LINEAR products are ETL certified; ETL mark is proof of product compliance to North American safety standard.

3. Other species available upon request.

STRUC_{METAL} SYSTEM - INFILL OPTIONS

LASER CUT METAL PANELS

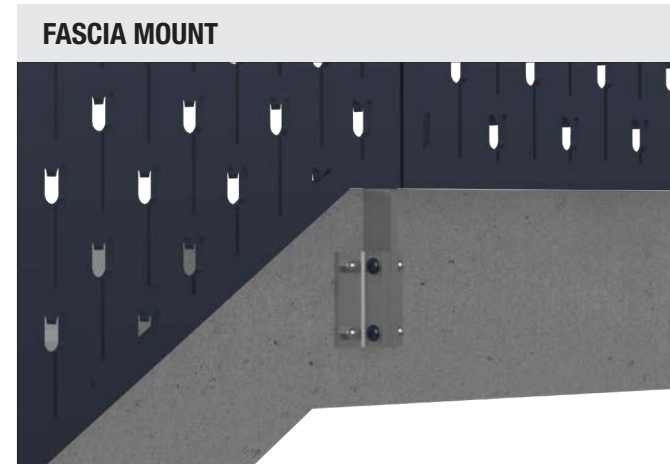


A wide selection of PRIMARY, GEOMETRIC and ORGANIC laser cut patterns on Pg. 154

STRUCMETAL SYSTEM - MOUNTING CONDITIONS

TOP MOUNT	
STEEL	CONCRETE
WELD	ANCHOR
	CORE

FASCIA MOUNT	
STEEL	CONCRETE
WELD	ANCHOR



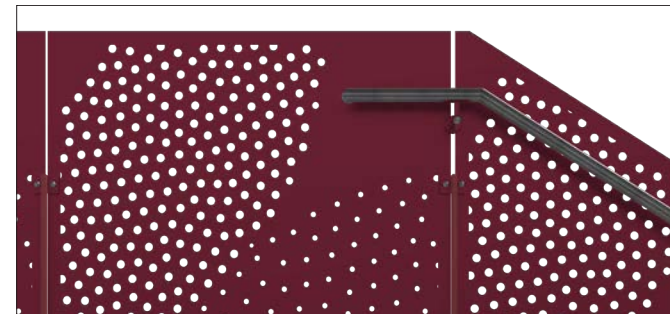
STRUCMETAL SYSTEM - FINISH OPTIONS

#6 Satin (Post)



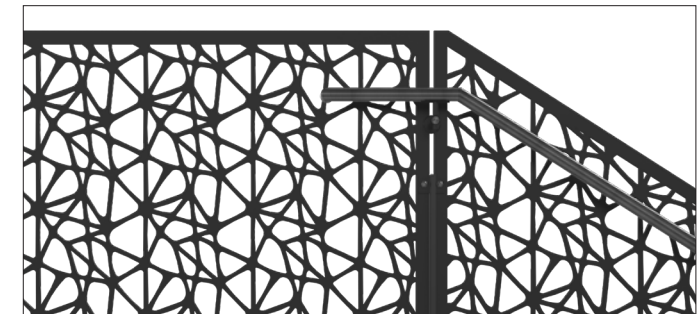
#6 Satin Finish — A mechanically polished stainless steel finish delivering a smooth, low-reflective surface ideal for high-traffic commercial applications. Ideal for interior and exterior commercial railing applications requiring a refined, low-gloss aesthetic with enhanced corrosion resistance. Meets ASTM A480 standards.

CeraShield[®] Ceramic Coating





Enhanced durability and superior protection. Available in a wide range of colors. (Replaces traditional powder coat finish options.)

Powder Coat^{*}




Powder coating is durable and scratch resistant so it weathers and retains its original hue better than conventional liquid coatings.






Visit the
project gallery.





Visit the
project gallery.



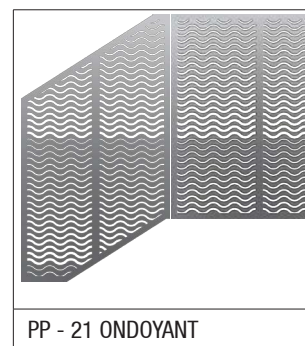




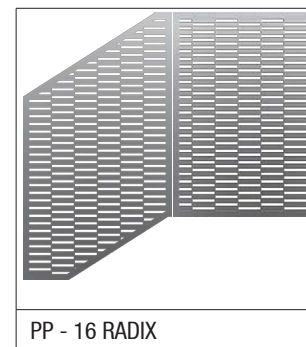



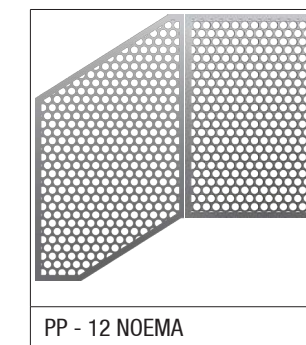


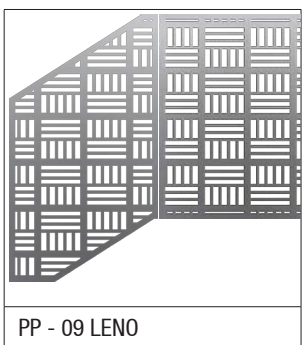
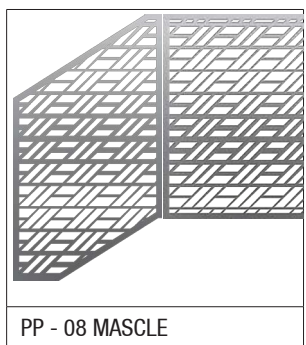
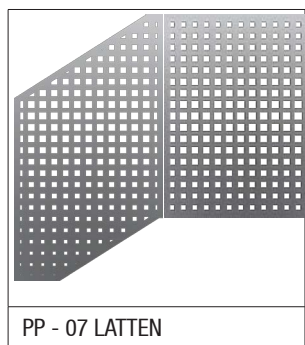
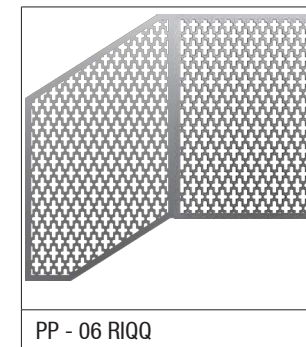
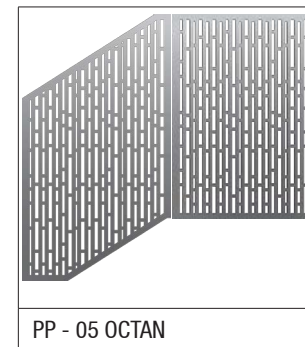


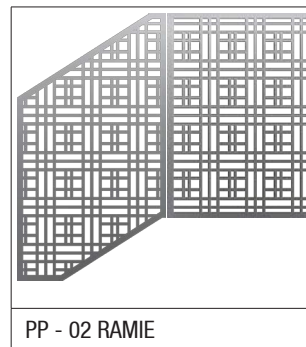





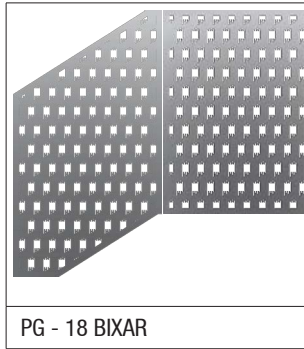
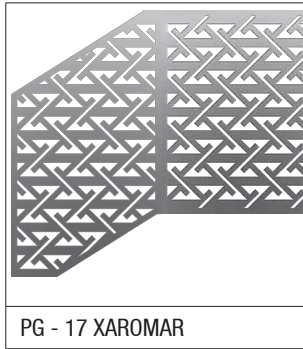


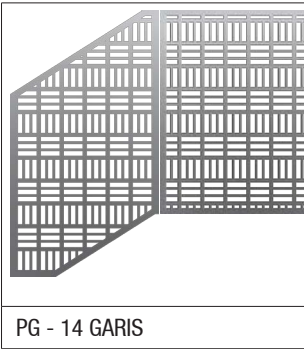
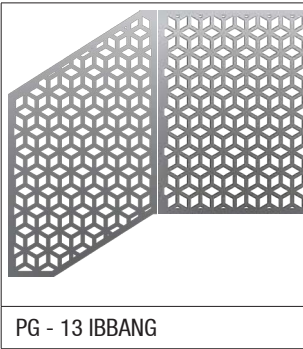

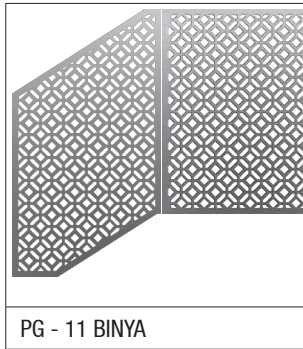



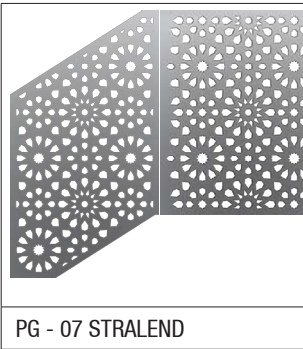

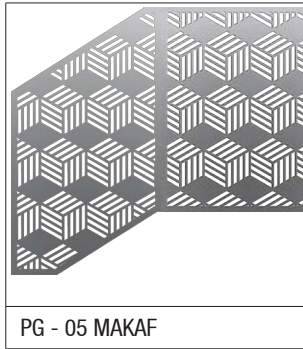

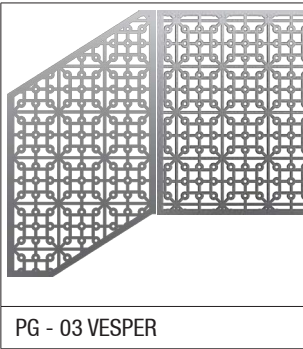
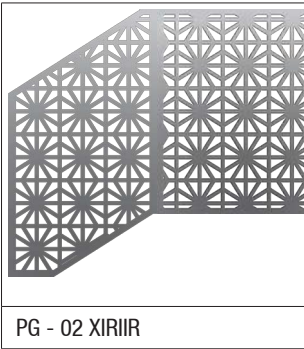
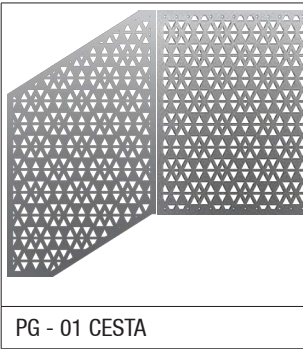
Visit the
project gallery.



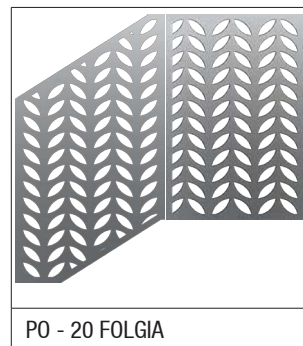

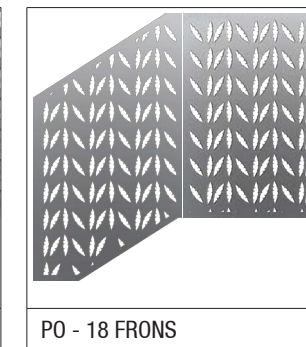




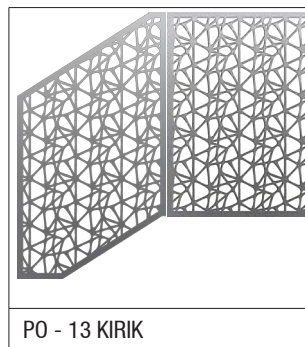


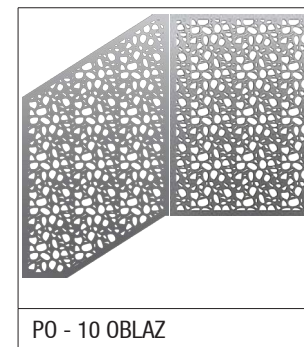


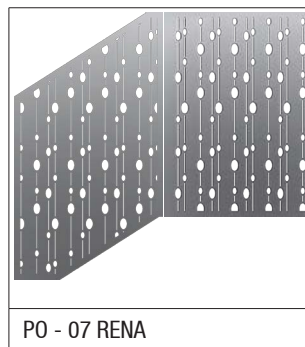
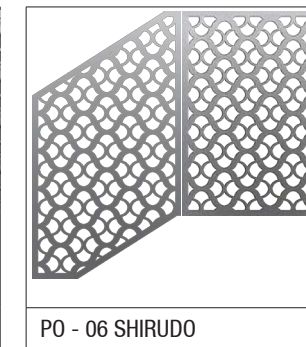


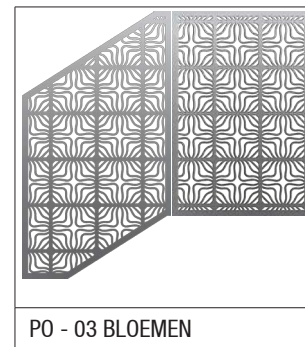
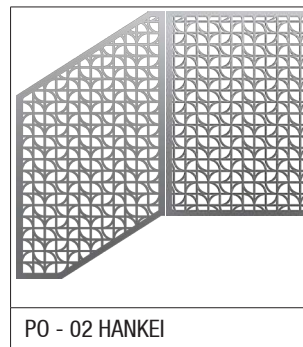
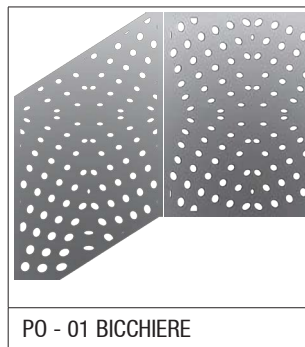
PRIMARY PATTERNS - LASER CUT PATTERNS FOR STRUC & FOLD



GEOMETRIC PATTERNS - LASER CUT PATTERNS FOR STRUC & FOLD



ORGANIC PATTERNS - LASER CUT PATTERNS FOR STRUC & FOLD



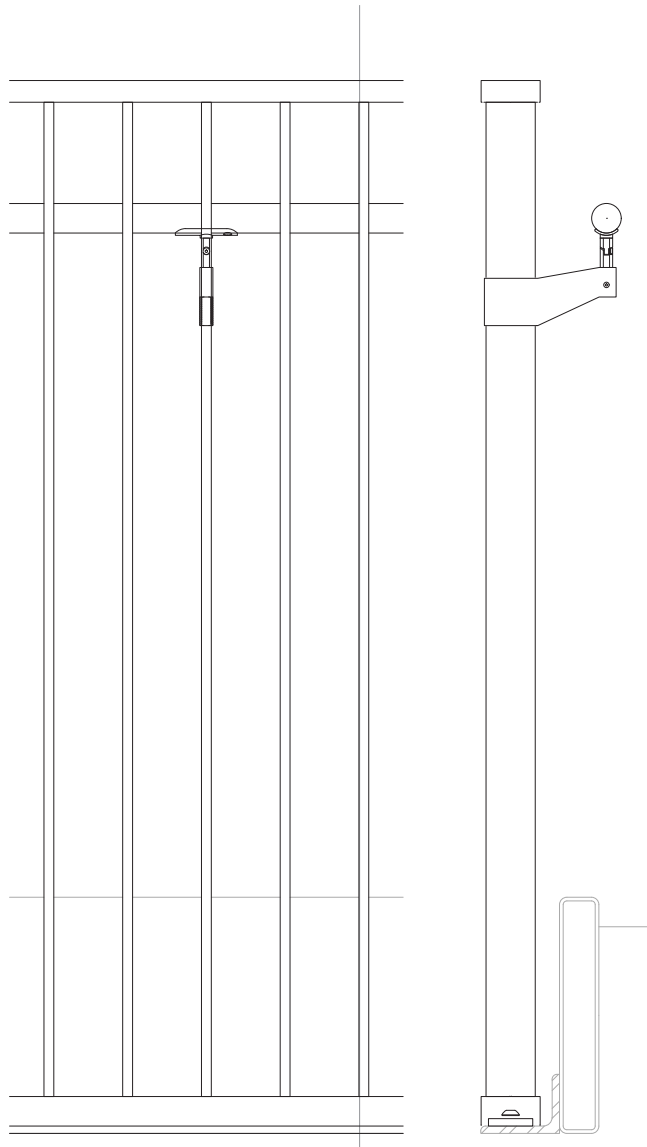
STRUC METAL PANEL RAILING SYSTEM



FOLD METAL PANEL RAILING SYSTEM



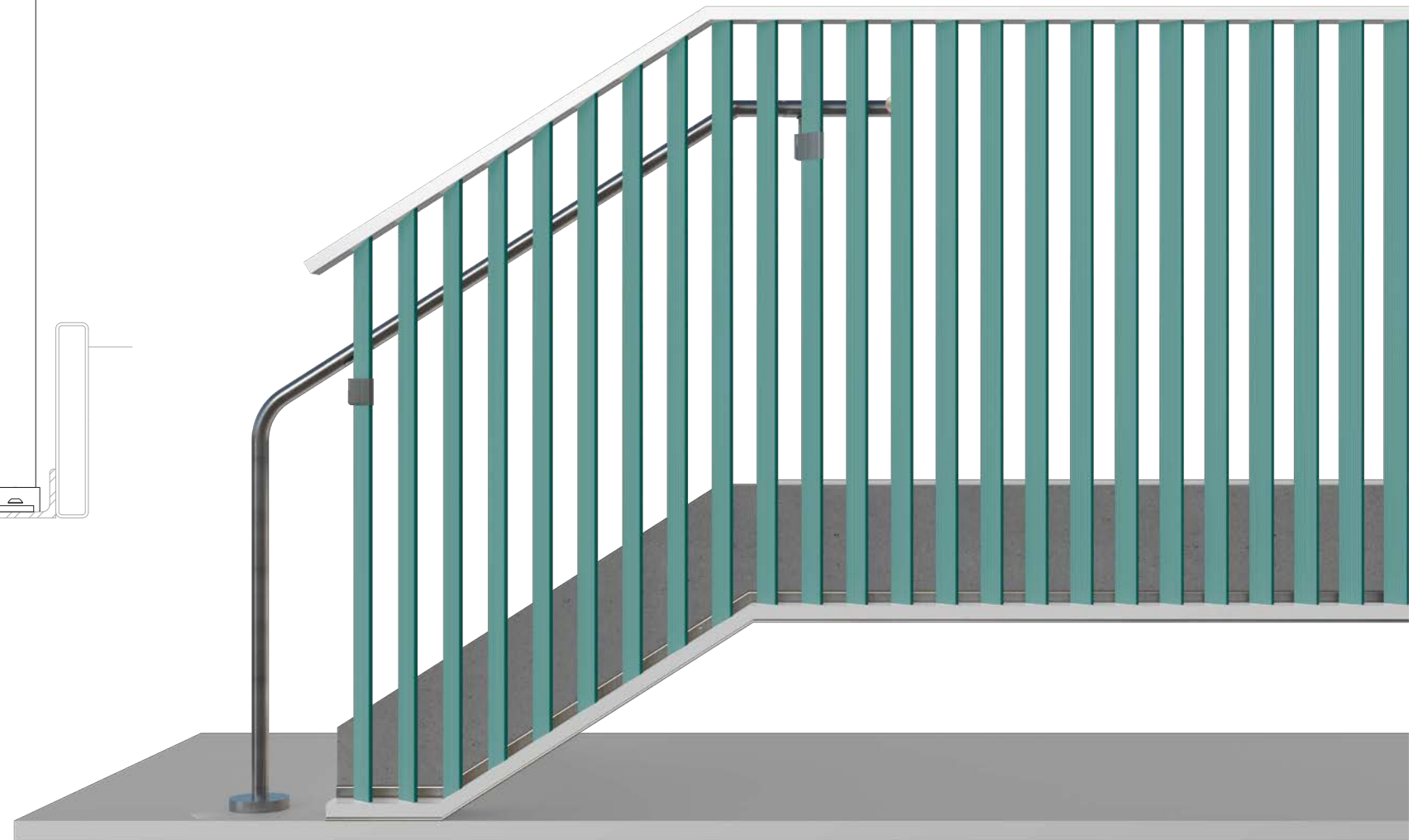
SLAT™ METAL SYSTEM



The SLAT Railing System (Patent Pending) is an array type aluminum railing that features vertical slats installed at varying rotational angles, creating a visual play of light and shadow. This design consist of a series of aluminum slats arranged in a linear fashion, offering a sleek and modern look.

By fabricating the slats at different angles, it is possible to create a wide range of visual effects, from subtle and understated to bold and eye-catching. Depending on the array you choose the based on your project application, you can create an element of privacy for onlookers while still having visibility from inside out, and durability and resistance to the elements.

The SLAT systems unique design adds a modern and visually striking element to any building or outdoor space.



Scan the QR code to check out the SLAT system on our website and the interactive 3D viewport

SLAT METAL SYSTEM - TECHNICAL DATA

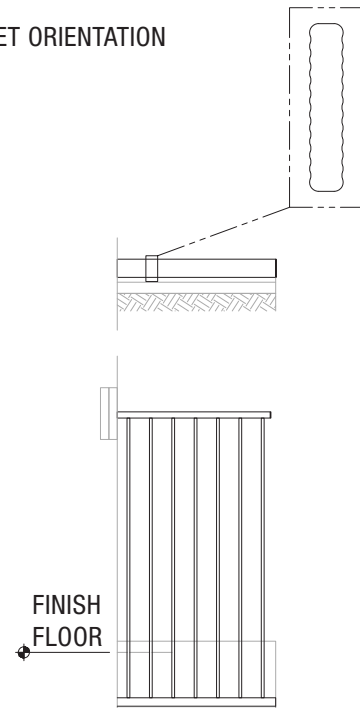
	MATERIAL	FINISH	SIZE/SPACING
TOP RAIL	Aluminum	Powder Coat - Super Polyester (AAMA 2604) - \$ ¹ Powder Coat - PVDF (AAMA 2605) - \$\$	TR1: Flat: 3" Wide TR2: Curved: 3-1/4" Wide
INFILL	Aluminum Picket		2.5" Wide rectangular picket with possible $\pm 45^\circ$ orientation
HAND RAIL	Stainless Steel Tube	#6 Satin, Powder Coat	Ø1-1/2" or Ø2" for Hand Rail Ø1-1/2", Ø2" or 2"x1" Rectangular tube for Top Rail
	Stainless Steel Tube with LED ³	#6 Satin	Ø1-1/2" with LED LINEAR, Ø1-1/2" or Ø2" with LED POD
	Wood (Red Oak, Cherry or Maple) ²	Unstained	Ø2"
	Wood (Red Oak, Cherry or Maple) with LED		Ø2" with LED LINEAR



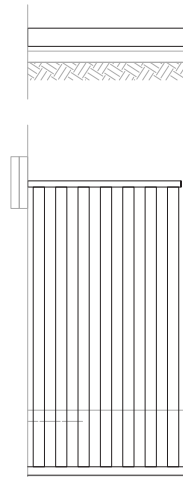
1. \$ to \$\$\$: Indicates finish type comparative cost.
2. Other species available upon request.
3. All LED LINEAR products are ETL certified; ETL mark is proof of product compliance to North American safety standard.

SLAT METAL SYSTEM - ORIENTATION OPTIONS

PICKET ORIENTATION

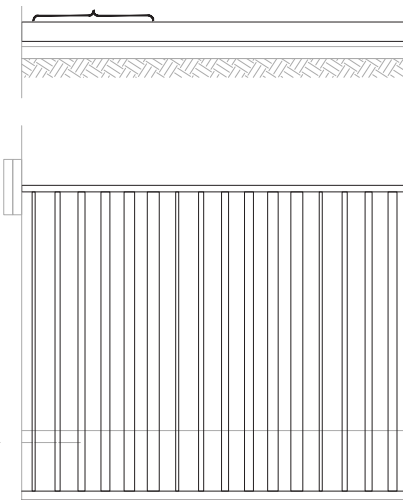


OR-1 0° ORIENTATION



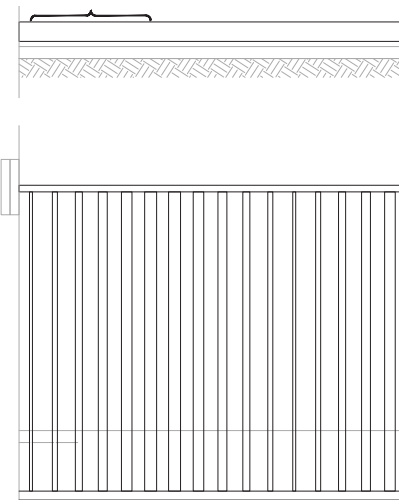
OR-2 45° ORIENTATION

6 MAX ARRAY



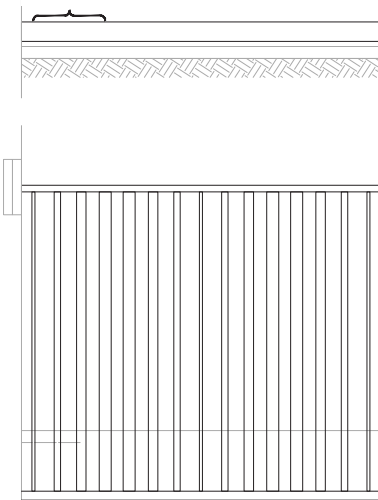
OR-3 VARYING ORIENTATION
(-45° TO +45°)

6 MAX ARRAY



OR-4 VARYING ORIENTATION
(-45° TO +45°)

4 MAX ARRAY




OR-5 VARYING ORIENTATION
(-45° TO +45°)

SLAT METAL SYSTEM - FINISH OPTIONS

POWDER COAT



Available Standard and Premium colors on Pg 208






OR-4 VARYING ORIENTATION
(-45° TO +45°)



OR-3 VARYING ORIENTATION
(-45° TO +45°)




OR-5 VARYING ORIENTATION
(-45° TO +45°)



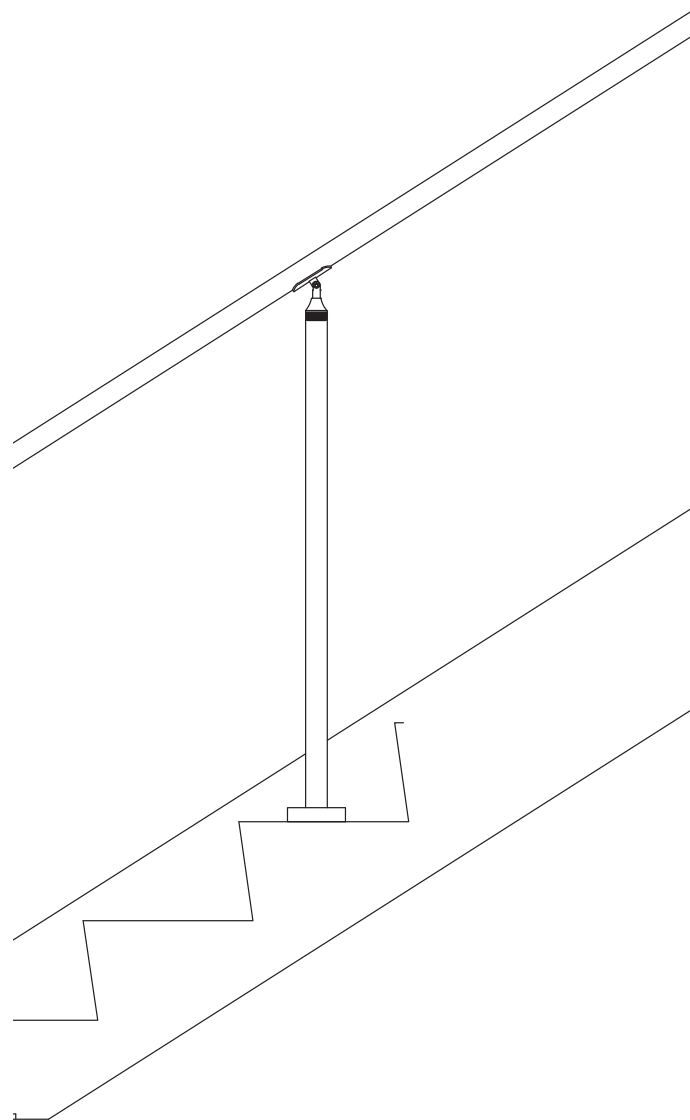


30° degree orientation
shown here





FSR METAL SYSTEM



Other mounting options available.

Our Free Standing Rails (FSR) and posts are both available in 1.5" diameter stainless steel in SS304 and SS316 alloys. FSR posts can be core mounted, top flange mounted, welded to steel or welded to concrete embed. FSRs are excellent for stadium seating rails, building entrance rails, ramps, landscaping rails, stair centerline rails as well as numerous other applications. FSRs are also available with our iRail System (LED lighted rail).



Scan the QR code to check out the FSR system on our website and the interactive 3D viewport

FSR_{METAL} SYSTEM - TECHNICAL DATA



	MATERIAL	FINISH	SIZE/SPACING	
BASE	Stainless Steel (304 or 316)	#6 Satin	With Ø1-1/2" Post	With Ø2" Post
	Stainless Steel (201)	<ul style="list-style-type: none"> - CeraShield (Recommended) - Powder Coat - PVDF VIVA STANDARD - All brackets, Spiders & accessories are #6 satin SS and not coated (COATED FINISH AVAILABLE UPON REQUEST)	4'-0" max. O.C. Top or Core mount.	5'-0" max. O.C., Top or Core mount.
HAND RAIL	Stainless Steel Tube	<ul style="list-style-type: none"> - #6 Satin - CeraShield (Recommended) - Powder Coat - PVDF 	Ø1-1/2", Ø2" or 2"x1" Rectangular tube	
	Stainless Steel Tube with LED ²		Ø1-1/2" LED Linear Ø1-1/2" LED Pods	Ø1-1/2" LED Linear Ø1-1/2" LED Pods Ø2" LED Pods
	Wood (Red Oak, Cherry or Maple) ³	Unstained	-	Ø2"
	Wood (Red Oak, Cherry or Maple) with LED		-	Ø2" with LED LINEAR



2. All LED LINEAR products are ETL certified; ETL mark is proof of product compliance to North American safety standard.

3. Other species available upon request.

FSR_{METAL} SYSTEM



FSR_{METAL} SYSTEM - MOUNTING CONDITIONS


TOP MOUNT	
STEEL	CONCRETE
WELD	ANCHOR
	CORE




FSR_{METAL} SYSTEM - FINISH OPTIONS



#6 Satin Finish — A mechanically polished stainless steel finish delivering a smooth, low-reflective surface ideal for high-traffic commercial applications. Ideal for interior and exterior commercial railing applications requiring a refined, low-gloss aesthetic with enhanced corrosion resistance. Meets ASTM A480 standards.




Enhanced durability and superior protection. Available in a wide range of colors. (Replaces traditional powder coat finish options.)




Powder coating is durable and scratch resistant so it weathers and retains its original hue better than conventional liquid coatings.

*VIVA Railings now proudly offers CeraShield Ceramic Coating (powered by CERAKOTE Technology) as our premium finishing option, providing enhanced durability and superior protection for interior and exterior applications. While CeraShield offers unparalleled advantages in hardness, corrosion resistance, UV stability, and chemical resistance, we will continue to offer standard Powder Coat finishes to meet a variety of aesthetic preferences.




Visit the
project gallery.





Visit the
project gallery.






IRAILTM LIGHTED RAILING SYSTEM

Our iRAIL System is a LED illuminated version of our 1.5" diameter rails. iRAIL uses an ADA compliant roll-formed (monolithic) slotted rail, that houses a high-performance LED assembly.

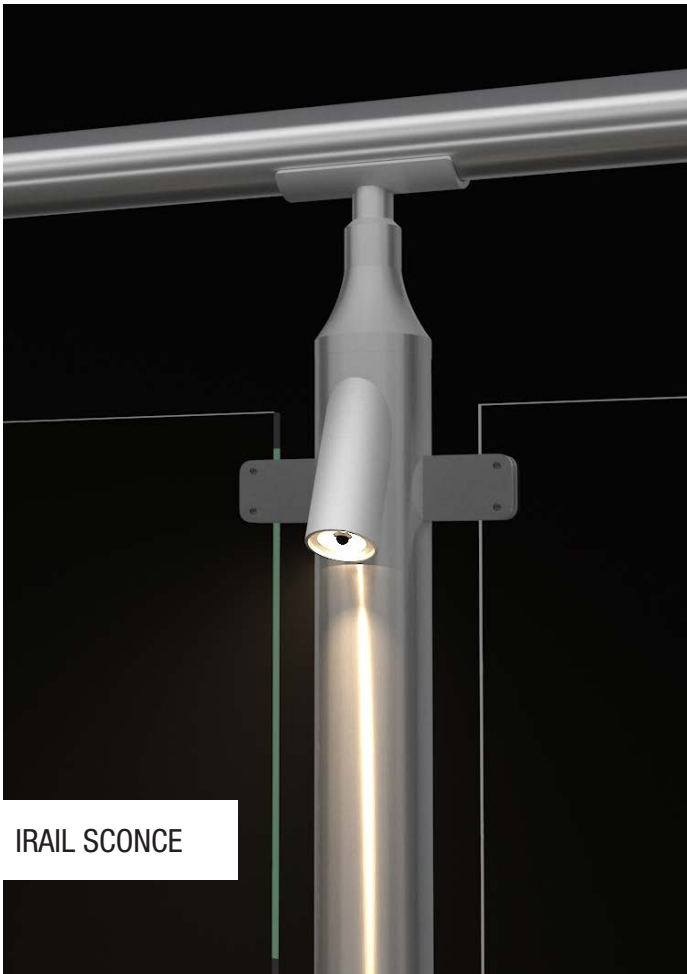
VIVA iRAIL uses a specially designed LED that can provide full-length coverage of illumination for whatever your rail run may be, compared to the traditional LED railing assemblies that were only available in preset section lengths.



IRAIL PODS



IRAIL LINEAR




IRAIL SCONCE



Scan the QR code to check out the iRAIL system on our website and the interactive 3D viewport

iRAIL LIGHTED RAILING SYSTEM - TECHNICAL DATA



TOP RAIL / HAND RAIL

FINISH

SPEC

iRAIL LINEAR (CONTINUOUS iRAIL)

Ø1-1/2" Stainless Steel (304 or 316)

#6 Satin

Color: 2700K to 6500K variable / adjustable.
Output: 0 to 5 Watt/ft adjustable. (SYM 50% to 100% - 275lm/ft to 500lm/ft) (ASY 50% to 100% - 250lm/ft to 490lm/ft)

Ø1-1/2" Stainless Steel 201

Powder Coat

Beam Angle: 120°
Orientation: Symmetrical or Asymmetrical at 30°
Power: Input 120 - 277 V AC, Output 12 V DC
Lens: Frosted
CRI: >90
Rating: IP67

Ø2" Wood (Red Oak, White Oak, Cherry or Maple) ²

Unstained

iRAIL PODS

Ø1-1/2" Stainless Steel (304 or 316)

#6 Satin

Color: 3000K Warm White or 4000K Cool White ²
Output: 1 Watt - 90 lumens for sym., 85 lumens for Asym. per pod
Beam Angle: 60°
Orientation: Symmetrical or Asymmetrical at 22°
Power: Input 100 - 305 V AC, Output 12 V DC
CRI: >80
Rating: IP67

Ø1-1/2" Stainless steel (201)

Powder Coat

Ø2" Stainless Steel (304 or 316)

#6 Satin

Ø2" Stainless Steel (201)

Powder Coat

iRAIL SCONCE

Ø2" Post Stainless steel (304 or 316)

#6 Satin

Color: 3000K Warm White or 4000K Cool White.
Output: 3W/light - 212 Lumens
Beam Angle: 120°
Orientation: 25°
Power: Input 120 - 277 V AC, Output 24 V DC
Lens: Frosted
CRI: >80
Rating: IP67

2"X2" Post Stainless Steel (304 or 316)

Ø2" Post Stainless steel (201)

Powder Coat

2"X2" Post Stainless Steel (201)



iRAIL LED ILLUMINATED RAILING: LED LINEAR

CHOCTAW CASINO & RESORTS - DURANT, OK

General Contractor: TEPCO Glass


Architect: JCJ Architecture

1. All iRAIL products are ETL certified. ETL marks a proof of product compliance to North American safety standards.
2. Other species available upon request.

**YouTube**


CHOCTAW Project Video





Visit the
project gallery.





iRAIL LED ILLUMINATED RAILING: LED LINEAR

WEST COAST UNIVERSITY - RICHARDSON, TX

General Contractor: HRNCIR Construction

Architect: FOX Design Group Solon, OH

Visit the
project gallery.




iRAIL LED ILLUMINATED RAILING: LED LINEAR

ANDRETTI AT THE GRANDSCAPE - THE COLONY, TX

General Contractor: VCC Construction Corp.

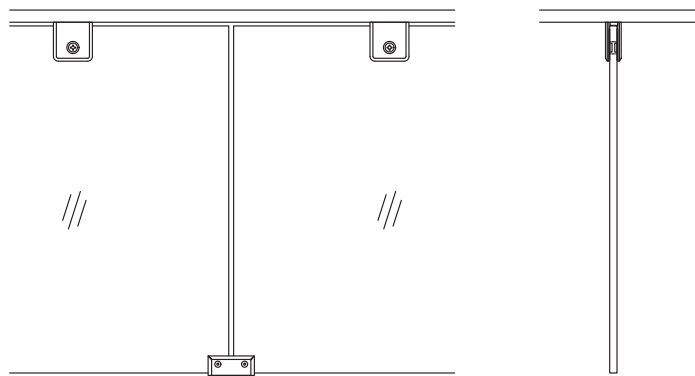
Architect: Merriman - MAA Architects



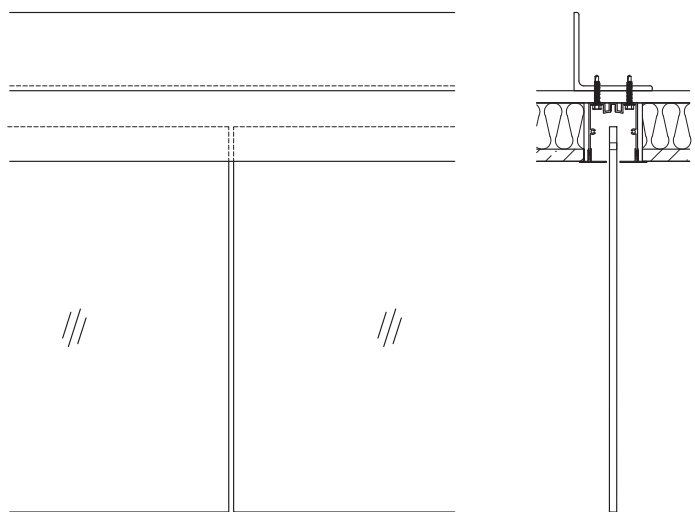
Visit the
project gallery.



SMOKE BAFFLE_{GLASS SYSTEM}



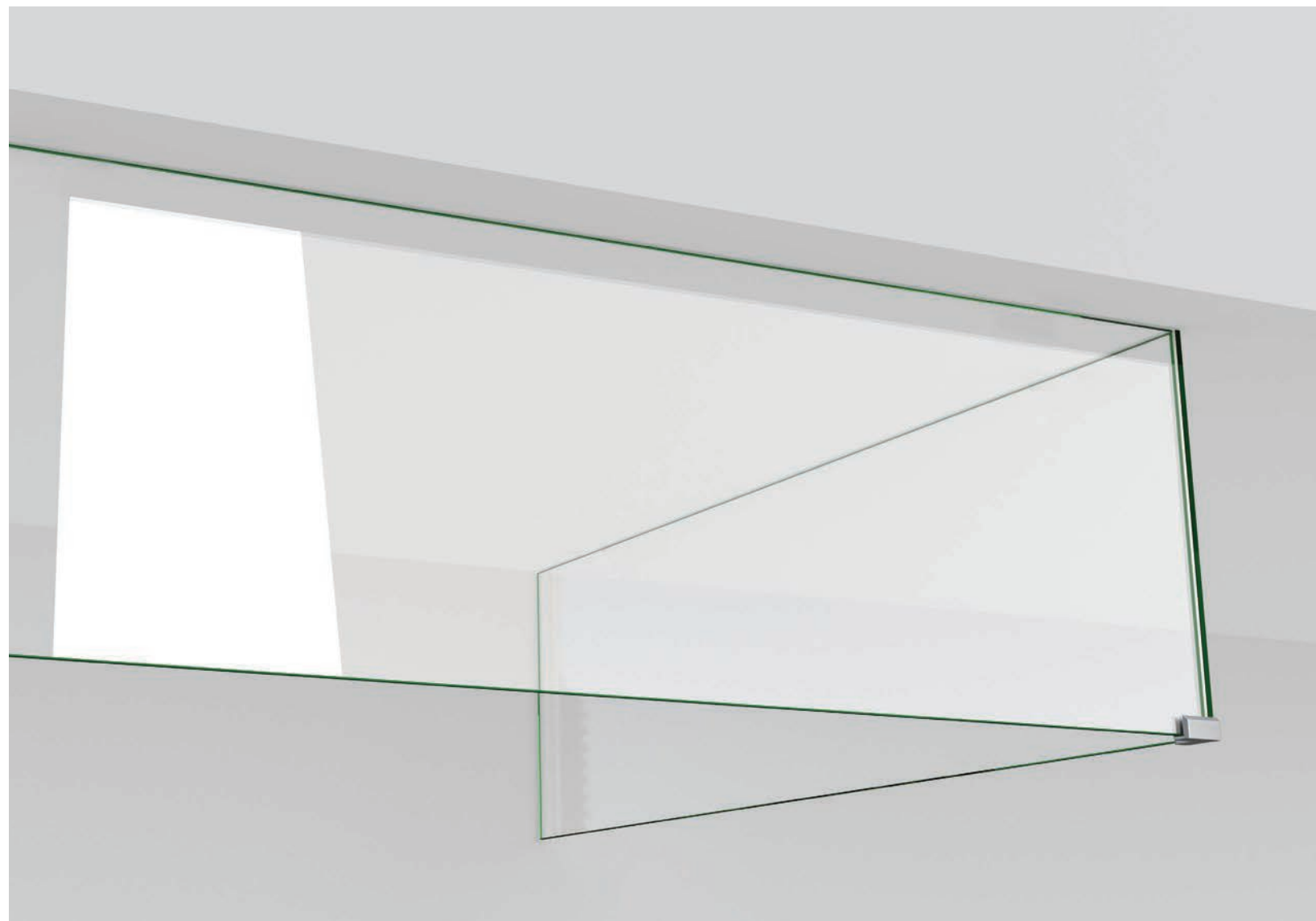
SBS-1



SBS-2

Our Smoke Baffle System seamlessly balances safety and aesthetics. Today's fire codes often require building smoke curtains in the event of a fire emergency. The Smoke Baffle system provides inconspicuous smoke barriers between slab openings, level changes or divisions of areas.

The Smoke Baffle is available in the following finishes: Stainless Steel, Powder Coat Standard, Custom Colors or Anodized Aluminum.
Available Standard and Premium powder coat colors on Pg 208



Scan the QR code to check out the
SMOKE BAFFLE system on our website
and the interactive 3D viewport

SMOKE BAFFLE GLASS SYSTEM - TECHNICAL DATA

	MATERIAL	FINISH	SIZE/SPACING
BASE TYPE	SBS-1 - Clamps - Stainless Steel	#6 Satin	Surface or Concealed mount
	SBS-2 - Two Part Smoke Baffle System*, Aluminum	Powder Coat	
GLASS	Monolithic Tempered	Clear, Tinted or Frit	Thickness: 3/8" or 1/2" Height: 18" standard or custom


FINISHING OPTIONS

#6 Satin




#6 Satin Finish — A mechanically polished stainless steel finish delivering a smooth, low-reflective surface ideal for high-traffic commercial applications. Ideal for interior and exterior commercial railing applications requiring a refined, low-gloss aesthetic with enhanced corrosion resistance. Meets ASTM A480 standards.

Powder Coat



Powder coating is durable and scratch resistant so it weathers and retains its original hue better than conventional liquid coatings.



SMOKE BAFFLE SYSTEM | INFILL: TEMPERED GLASS

VARISPACE HEADQUARTERS - IRVING, TX

General Contractor: Adolfsen & Peterson Construction

Architect: BOKA Powell

Visit the
project gallery.





Visit the
project gallery.



WALL SYSTEM LASER CUT PANELS

TYPES

FOLD

FLAT

3D FOLD

FOTOFACADE

APPLICATIONS

LANDSCAPE SCREENS

DIVIDER WALLS

FACADE SCREENS

WALL CLADDING

GARAGE SCREENS

FOTOFACADE

Low maintenance, ease of installation, and customizable design choices, laser cut wall system panels have extensive flexibility for many commercial applications. We excel at bringing your decorative wall panel vision to life, expertly laser-cut to perfection.





WALL SYSTEM - FOLD TYPE - TECHNICAL DATA

	MATERIALS	FINISH	2" RETURN		3" RETURN		4" RETURN	
			WIDTH"	HEIGHT"	WIDTH"	HEIGHT"	WIDTH"	HEIGHT"
FOLD PANEL - SINGLE RETURN FD-202 FD-203 FD-204 FD-205	Aluminum: 1/8", 3/16" & 1/4"	Powder Coat, PVDF						
	Stainless Steel: 14GA	Brushed Satin	44 32 26	116 92 56 44	42 30 24	114 90 54 42	40 28 22	112 88 52 40
	Steel: 14GA & 11GA	Powder Coat, Weathered, Mill						
Optional 3" or 4" returns may be required by engineering.								
FOLD PANEL - DOUBLE RETURN FD-200 FD-201	Aluminum: 1/8", 3/16" & 1/4"	Powder Coat, PVDF						
	Stainless Steel: 14GA	Brushed Satin	40 28 22	112 88 52 40	38 26 20	110 86 50 38	36 24 18	108 84 48 36
	Steel: 14GA & 11GA	Powder Coat, Weathered, Mill						

Above options are available in any of our Standard Patterns, FotoFacade or Custom Pattern.

Standard cost-effective sizes shown, custom sizes available at a premium cost add.

SINGLE (SGL) RETURN



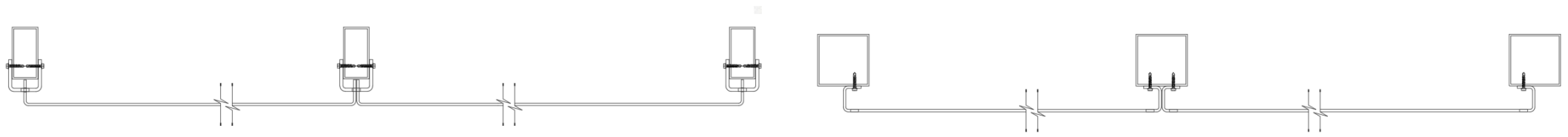
DOUBLE (DBL) RETURN



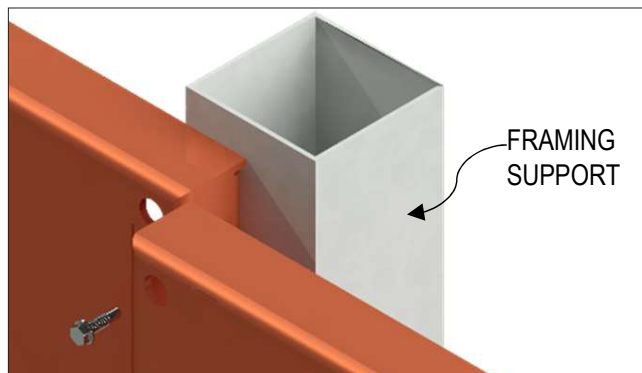
Intertek

All LED LINEAR products are ETL certified;
ETL mark is proof of product compliance to
North American safety standard.


WALL SYSTEM - FOLD TYPE - PLAN VIEW



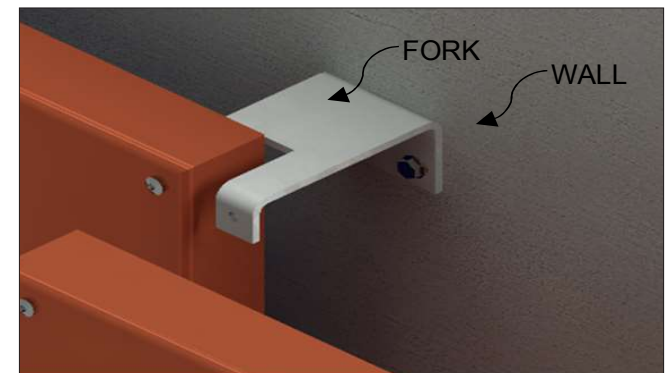
WALL SYSTEM - FOLD TYPE - MOUNTING OPTIONS



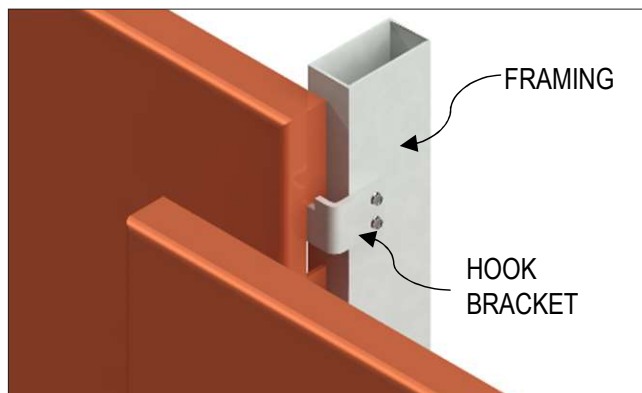
TYPE FD-200 – FLUSH MOUNT TO SUPPORT




TYPE FD-201 – FLUSH MOUNT TO WALL



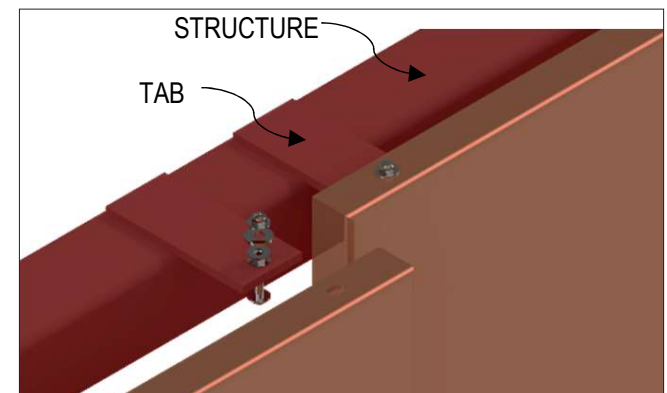
TYPE FD-202 – FORK MOUNT TO WALL



TYPE FD-203 – HOOK MOUNT TO SUPPORTS



TYPE FD-204 – HOOK MOUNT TO WALL



TYPE FD-205 – TAB MOUNT TO STRUCTURE

WALL SYSTEM - 3D FOLD TYPE

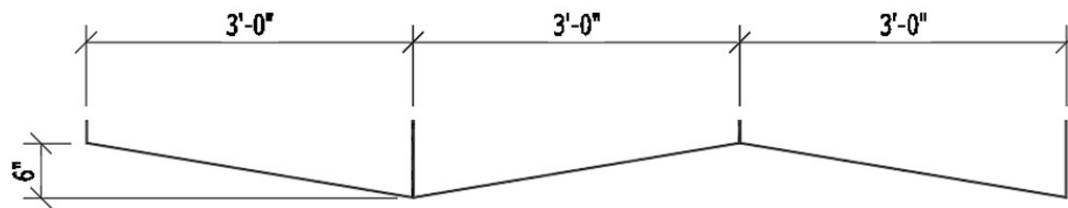
APPLICATIONS

FACADE SCREENS

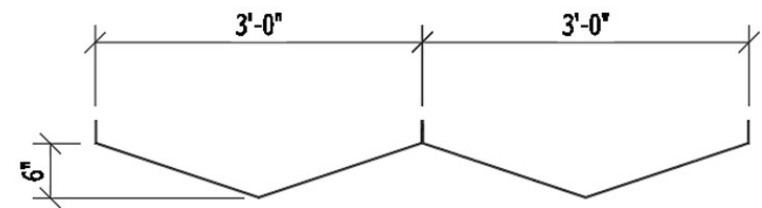
GARAGE SCREENS

STAIR ENCLOSURE

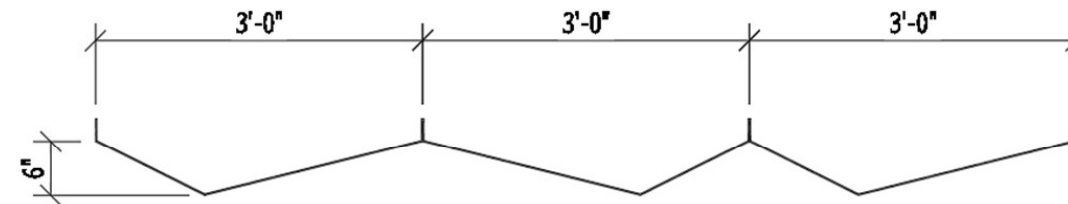
From simple geometric patterns to more elaborate and detailed designs, these panels can be customized to suit the style and aesthetic of any space. Decorative laser cut wall panels offer more than just a beautiful aesthetic. They can be utilized as a sound barrier, to offer privacy to a space, or to separate areas visually.



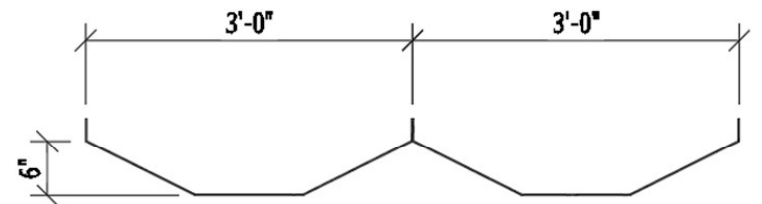
MS-3D 363600A



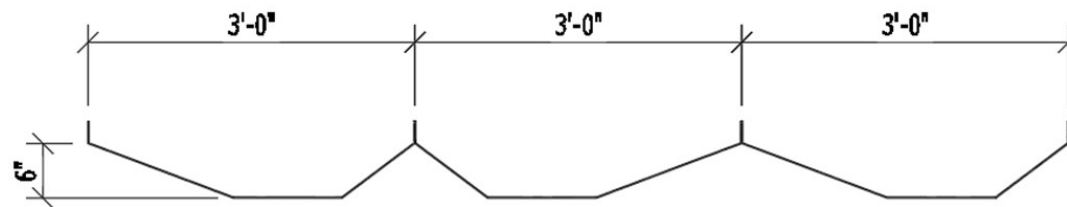
MS-3D 361818A





MS-3D 361224A




MS-3D 361212A



MS-3D 360816A



WALL SYSTEM - FLAT TYPE - TECHNICAL DATA




	MATERIALS	FINISH	WIDTH"	HEIGHT"
FLAT PANEL MOUNT TYPES FT-100 FT-101 FT-102 FT-103 FT-104	Aluminum: 1/8", 3/16" & 1/4"	Powder Coat, PVDF	48 36 24	120 96 60 48 24
	Stainless Steel: 14GA	Brushed Satin		
	Steel: 14GA & 11GA	Powder Coat, Weathered, Mill		

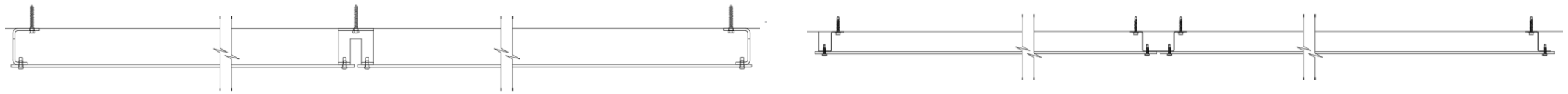
Above options are available in any of our Standard Patterns (pg 150), FotoFacade (pg 180) or Custom Pattern.

Standard cost-effective sizes shown, custom sizes available at a premium cost add.

Available Standard and Premium powder coat colors on Pg 208



WALL SYSTEM - FLAT TYPE - PLAN VIEW




WALL SYSTEM -FLAT TYPE - MOUNTING OPTIONS




TYPE FT-100 MOUNT TO SUPPORT STRUCTURE



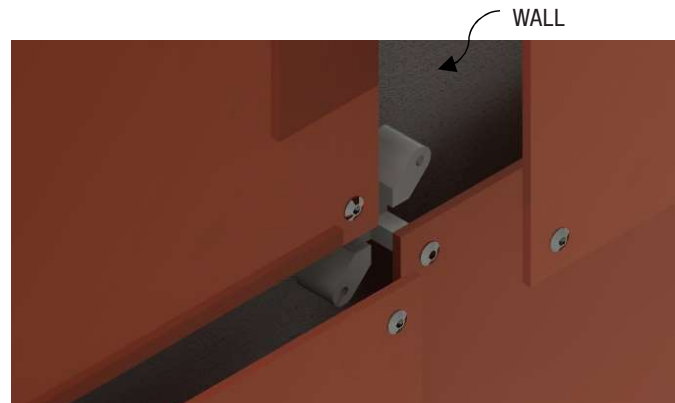
TYPE FT-101 MOUNT TO HAT CHANNEL



TYPE FT-102 MOUNT TO FORK



TYPE FT-103 MOUNT TO STAND-OFF



TYPE FT-104 MOUNT TO BRACKET

FOTOFACADE - LASER-CUT PERFORATED METAL IMAGING PANELS

APPLICATIONS

LANDSCAPE SCREENS

DIVIDER WALLS

FACADE SCREENS

WALL CLADDING


GARAGE SCREENS


FOTOFACADE

Available in FLAT or FOLD


We deliver on your vision, laser-cut to perfection. Modern design requires modern solutions, ones that fit into contemporary architectural design considerations.

FotoFacade is laser-cut perforated metal imaging solution. These panels are created by halftone dot patterns using laser cut technology, and integrates photographs or graphics into the panel design. The final result is a unique and eye-catching architectural application adds visual interest and depth to spaces.









SUN CONTROL SYSTEM LASER CUT PANELS


TYPES	APPLICATIONS	FEATURES	OPTION (SHAPES)
BROW	WINDOW CANOPIES	EASY TO INSTALL	VERTICAL PANEL
WING	SUN BAFFLES	FRONT LOADING	HORIZONTAL PANEL
VERTICAL			
SHADOW BOX	VERTICAL SUN CONTROL		

Laser cut sun control and shade structures are fast becoming the ideal choice for commercial spaces and applications, with a range of choices in both design and material. These systems aid in controlling sunlight in architectural spaces and are precise, functional and durable. Our MetalSpaces range of products offer comprehensive and quality architectural solutions for laser-cut metal panels, from custom space dividers and lighting panels to sun control and shade structures.



BROW (TYPE B) - TECHNICAL DATA

BROW (TYPE B) - TECHNICAL DATA

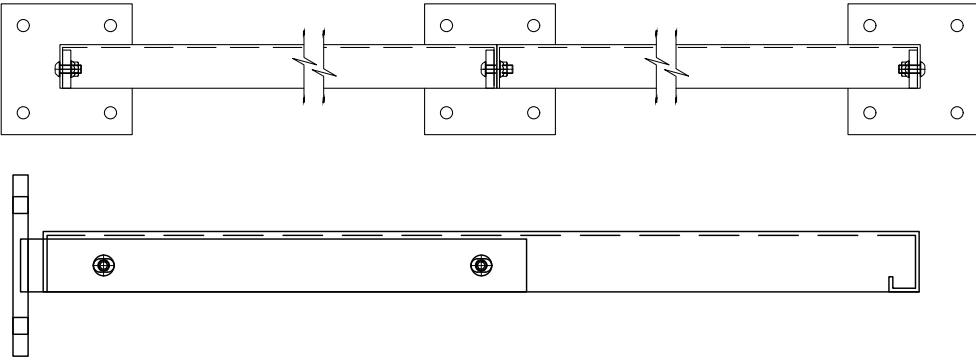


**BROW SYSTEM
TYPE B**


MATERIAL
Aluminum: 1/8", 3/16" & 1/4"
Stainless Steel: 14GA

FINISH
Powder Coat, PVDF
Brushed Satin

WIDTH / LENGTH
2'-0" wide x 6'-0" long max
3'-0" wide x 4'-0" long max



WING (TYPE W) - TECHNICAL DATA


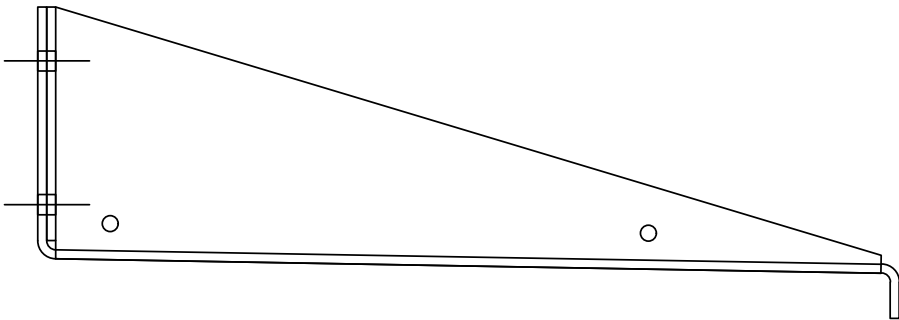


**WING SYSTEM
TYPE W**

MATERIAL
Aluminum: 1/8", 3/16" & 1/4"
Stainless Steel: 14GA

FINISH
Powder Coat, PVDF
Brushed Satin


WIDTH / LENGTH
1'-6"
2'-0"
3'-0" max
6'-0" max.



Available Standard and Premium powder coat colors on Pg 197-199

Above options are available in any of our Standard Patterns (pg xx), FotoFacade (pg xx) or Custom Pattern

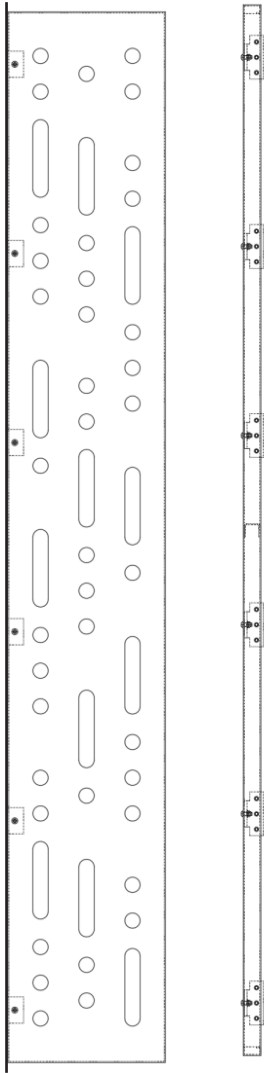
VERTICAL (TYPE V) - TECHNICAL DATA




**VERTICAL SYSTEM
TYPE V**

MATERIAL	FINISH	WIDTH / LENGTH	
Aluminum: 1/8", 3/16" & 1/4"	Powder Coat, PVDF	1'-0"	4'-6"
Stainless Steel: 14GA	Brushed Satin	1'-6"	7'-6"
		2'-0" max.	9'-6"

Above options are available in any of our Standard Patterns, FotoFacade or Custom Pattern
Standard cost-effective sizes shown, custom sizes available at a premium cost add.



SHADOW BOX (TYPE SB) - TECHNICAL DATA



SHADE BOX

MATERIAL

Aluminum: 1/8", 3/16" & 1/4"
Stainless Steel: 14GA

FINISH

Powder Coat, PVDF
Brushed Satin

WIDTH HEIGHT LENGTH

1'-0"	5'-0"	4'-0"
1'-6"	8'-0"	5'-0"
2'-0" max.	10'-0"	6'-0"
		8'-0"
		10'-0"




Type SB-300: One Vertical Side



Type SB-301: Two Vertical Sides

SHADE STRUCTURE - TECHNICAL DATA

APPLICATIONS	FEATURES	OPTION (SHAPES)
OUTDOOR SEATING	SUN CONTROL	SQUARE
PARKS AND PLAYGROUNDS	EASE OF INSTALL	RECTANGULAR
GAZEBO	PRE-ENGINEERED SYSTEMS	ROUND
PARKING		
COVERED WALKWAYS		



	MATERIAL	FINISH	FRAMING MATERIAL	FRAMING FINISH	SIZE
SQUARE SHAPE	Aluminum: 1/8", 3/16" & 1/4"	Powder Coat, PVDF	Steel columns and Steel beams	Zinc Primer and Powder Coat Red Oxide Primer	10'-0" x 10'-0"
	Stainless Steel: 14GA	Brushed Satin			
	Steel: 14GA , 11GA	Powder Coat, Weathered, Mill			
RECTANGULAR SHAPE	Aluminum: 1/8", 3/16" & 1/4"	Powder Coat, PVDF	Steel columns and Steel beams	Zinc Primer and Powder Coat Red Oxide Primer	12'-0" x 15'-0" 16'-0" x 20'-0"
	Stainless Steel: 14GA	Brushed Satin			
	Steel: 14GA , 11GA	Powder Coat, Weathered, Mill			
ROUND SHAPE	Aluminum: 1/8", 3/16" & 1/4"	Powder Coat, PVDF	Steel columns and Steel beams	Zinc Primer and Powder Coat Red Oxide Primer	12'-0" O.D. 16'-0" O.D.
	Stainless Steel: 14GA	Brushed Satin			
	Steel: 14GA , 11GA	Powder Coat, Weathered, Mill			

Above options are available in any of our Standard Patterns, FotoFacade or Custom Pattern
Standard cost-effective sizes shown, custom sizes available at a premium cost add.







ARCHITECTURAL PANELS

APPLICATIONS

WALL SYSTEMS

CEILING SYSTEMS


SUN CONTROL

SHADE STRUCTURES

Architectural Laser Cut Panels are highly versatile panels that offer several benefits for commercial applications. They can be modified and used for Flat Wall Panel Systems, Ceiling Systems, Sun Control and for Shade Structures. One of the primary benefits of using these panels is their aesthetic appeal. They can add a unique, modern look to any project and are available in a variety of colors, finishes, and patterns. Additionally, architectural panels are durable and low maintenance, making them ideal for commercial applications where long-term durability is essential. The fabrication of architectural panels is a critical process that requires precision and accuracy. These panels are typically cut to precision by advanced fiber laser cutting machines that use state-of-the-art technology to achieve the desired results. The machines can be programmed to cut complex shapes and designs, allowing for a high degree of customization.

We have a range of Primary, Organic and Geometric Patterns available.

Custom patterns can be created and designed to fit the specific needs of a project, whether it's creating a unique look or adding functionality to the panel. The design can be as simple or as complex as needed. Custom patterns can also be used to incorporate branding or logos into the panel design, making it a perfect fit for corporate or commercial applications.





BFT QUEENSGATE TRANSIT CENTER - KENNEWICK, WA

General Contractor: Goodman & Mehlenbacher Ent Inc.

Architect: KPFF Inc.

Aluminum

Panel Thickness, Weight & Span Guidelines			Recommended Applications
Thickness	Weight (lbs/sf)	Span Between Supports	Best Used For
1/8"	1.8	24"-36"	Architectural Screens, Commercial shade structures, Ceilings, Cladding with mid-panel support
3/16"	2.6	30"-48"	Architectural Screens, Commercial cladding, Privacy screens, Wider-span shade structures
1/4"	3.5	36"-52"	Wider-span shade structures, Heavy-duty screening applications. Structural facade elements, Large-scale shade structures,

Finish Options

Powder Coat AAMA-2604

Powder Coat AAMA-2605

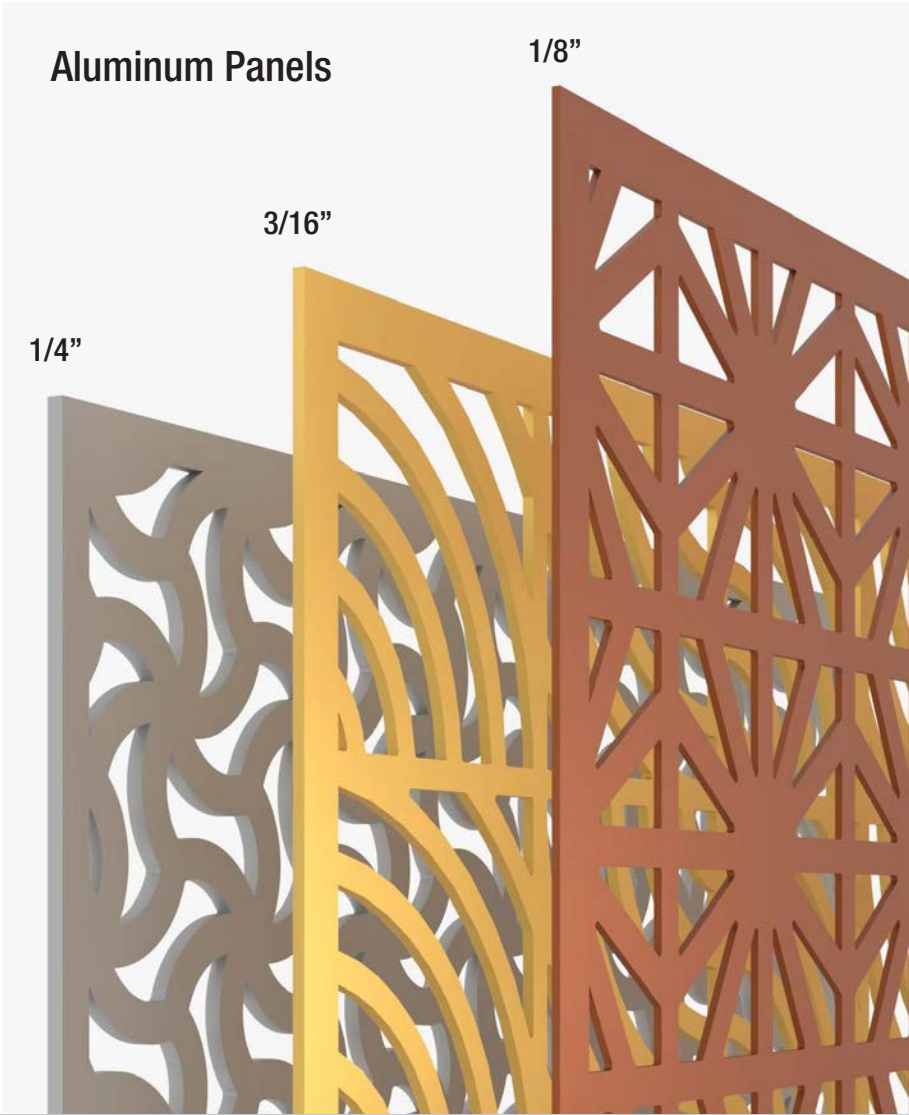
CeraShield - Ceramic Paint

Anodized

Material & Properties

Aluminum Alloy: 5052-H32 Series

- 100% Recyclable
- Rust Resistance
- Max Panel Size: 4' x 10"



Stainless Steel

Panel Thickness, Weight & Span Guidelines			Recommended Applications
Thickness	Weight (lbs/sf)	Span Between Supports*	Best Used For
14 GA	3.15 lbs/sf	24"-36"	Interior screen , Interior dividers, cladding

*General guidance. Can be impacted by geographic location, installed setting. (ground versus rooftop, panel design)

Finish Options

Satin Brushed Finish

Material & Properties Stainless Steel

- 100% Recyclable
- Rust Resistance
- Max Panel Size: 4' x 10"

Carbon Steel

Panel Thickness, Weight & Span Guidelines			Recommended Applications
Thickness	Weight (lbs/sf)	Span Between Supports*	Best Used For
14 GA	3.125 lbs/sf	24"-48"	Commercial shade structures , Cladding with mid-panel support Wider-span shade structures , Commercial cladding , Privacy screens
11GA	4.375 lbs/sf	30"-50"	
			Large-scale shade structures, Heavy-duty screening applications, Structural facade elements

*General guidance. Can be impacted by geographic location, installed setting. (ground versus rooftop, panel design)

Finish Options

Zinc Rich Primer & Powder Coat AAMA-2604

Mill Finih


CeraShield - Ceramic Paint

Material & Properties Carbon Steel

- 100% Recyclable
- Rust Resistance
- Max Panel Size: 4' x 10"

Mount Type and Applications

Mount Type	Recommended Applications	Panel Bracket Type	Panel Hardware	Bracket Anchor Details	Required Support Type
FT-100 Direct Mount to support structure	Walls, screens, canopies, trellis, ceilings and fence. Exterior and Interior direct mount to support structure with 3" face minimum	N/A	Exterior application - one screw @ 8" to 12" max O/C. Interior application - one screw @ 24" O/C max.	N/A	(By others or may furnish on request) Standard tube, Tee shapes, Angles, Channels no holes.
FT-101 Direct Mount to Hat or Z channel	Walls, screens and ceilings. Exterior and Interior direct mount to Hat or Z channel mounted to wall or ceilings. Center member is required.	N/A	Exterior application - one tek screw @ 12" max O/C. Interior application - one tek screw @ 24" O/C max.	N/A	(By others or may furnish on request) Hat Channel, Zee Channel
FT-102 Offset Fork Bracket	Walls, screens, canopies and trellis. Exterior and Interior Offset 2" from structure. Mount to wall or tube with 1-1/2" face min.	BFT102xx Offset 2" Fork Bracket @ 24" O/C max.	Tek Screws 1/4 x 1 per bracket (1 on Corners Brackets), (2 on Edge brackets) & (4 on Mid Brackets)	(1) per bracket. Substrate: metal 1/4 Tek screws, wood 1/4 screws , concrete Tapcon 1/4 screws	(By others) Standard tube, Angles, Channels no holes.
FT-103 Stand-off	Walls. Exterior and Interior Offset 1" from structure. Mount to wall or tube with 1-1/2" face min.	BFT103 stand-off @ 24" O/C max.	(1) BSHCS 1/4 x 1/2 screw per stand-off.	(1) per bracket. Substrate: metal 1/4 Tek screws, wood 1/4 screws , concrete Tapcon 1/4 screws	N/A
FT-104 Flat Bracket Mount	Walls, screens, canopies and trellis. Exterior and Interior mount to wall or tube with 1-1/2" face min.	BFT104xx flat plate bracket @ 24" O/C max.	Acorn nuts to attach to bracket studs. (1 on Corners Brackets), (2 on Edge brackets) & (4 on Mid Brackets)	(1) per bracket. Substrate: metal 1/4 Tek screws, wood 1/4 screws , concrete Tapcon 1/4 screws	N/A
FD-202 Offset Fork Bracket	Walls and screens. Exterior and Interior Offset 3" from structure. Mount to wall or tube with 1-1/2" face min.	BFD202xx Offset 3" Fork Bracket @ 32" O/C max	Tek Screws 1/4 x 1 per bracket (1 on Corners Brackets), (2 on Edge brackets) & (4 on Mid Brackets)	(1) per bracket. Substrate: metal 1/4 Tek screws, wood 1/4 screws , concrete Tapcon 1/4 screws	(By others or may furnish on request) Standard tube, Angles, Channels no holes.



PRIMARY PATTERNS

PP - 01 PALLADIAN



PP - 02 RAMIE



PP - 03 SCHOTTISCHE



PP - 04 KALYPTRA



PP - 05 OCTAN



PP - 06 RIQQ



PP - 07 LATTEN



PP - 08 MASCLE



PP - 09 LENO



PP - 10 LACIS



PP - 11 NEXAL




PP - 12 NOEMA



PP - 13 NOVALIA




PP - 14 DAGERAAD



PP - 15 DARBY



PP - 16 RADIX



PP - 17 HASTATE



PP - 18 QUADRAL



PP - 19 FAVIFORM



PP - 20 HALITOUS



PP - 21 ONDOYANT



PP - 22 CABAS



PP - 23 GRAMARIE



ORGANIC PATTERNS

PO - 01 BICCHIERE



PO - 02 HANKEI



PO - 03 BLOEMEN



PO - 04 NOKTALI



PO - 05 TOPOGRAF



PO - 06 SHIRUDO



PO - 07 RENA



PO - 08 VINDMOLLE



PO - 09 VEVA



PO - 10 OBLAZ



PO - 11 FYLLO



PO - 12 VERGANO



PO - 13 KIRIK



PO - 14 WERAQ



PO - 15 TULBI



PO - 16 AIKASA



PO - 17 HAUST



PO - 18 FRONS



PO - 19 PETALO



PO - 20 FOLGIA



GEOMETRIC PATTERNS

PG - 01 CESTA



PG - 02 XIRIIR



PG - 03 VESPER



PG - 04 NAVETTE



PG - 05 MAKAF



PG - 06 TROKUT



PG - 07 STRALEND




PG - 08 CHRILI



PG - 09 HANZAT



PG - 10 ESAGANO



PG - 11 BINYA



PG - 12 MACKSA



PG - 13 IBBANG




PG - 14 GARIS



PG - 15 MUNJA



PG - 16 SKAYARA



PG - 17 XAROMAR



PG - 18 BIXAR






SAN GABRIEL ELEMENTARY SCHOOL - GEORGETOWN, TX

General Contractor: American Constructors

Architect: Huckabee Architects



CERASHIELD - STANDARD COLORS

VIVA Railings leverages the advanced technology of CERASHIELD, a world-renowned coating technology celebrated for its superior durability, corrosion resistance, and aesthetic versatility. By integrating CERASHIELD'S proven methods, VIVA Railings ensures that our coating delivers unmatched performance and aesthetic excellence. Visit Cerakote for more information.



CS-102 GRAPHITE BLACK



CS-112 COBALT



CS-124 SATIN NICKEL




CS-129 STAINLESS



CS-138 JET BLACK



CS-143 STOPLIGHT RED



CS-148 BURNT BRONZE



CS-158 BLUE FLAME



CS-163 LOLLYPOP PURPLE



CS-186 PISTON COAT (AIR CURE)



CS-187 TRANSFER GREY



CS-190 20150 COYOTE



CS-211 DESERT SAND




CS-215 HIGHLAND GREEN




CS-219 GUN METAL GREY

CERASHIELD - STANDARD COLORS

CERASHIELD stands out with its exceptional color consistency. Every CeraShield color adheres to a strict standard of Delta E ≤ 1 , ensuring minimal perceptible variance




VIVA Railings now proudly offers CeraShield Ceramic Coating (powered by CERAKOTE Technology) as our premium finishing option, providing enhanced durability and superior protection for interior and exterior applications. While CeraShield offers unparalleled advantages in hardness, corrosion resistance, UV stability, and chemical resistance, we will continue to offer standard Powder Coat finishes to meet a variety of aesthetic preferences.




POWDER COAT - STANDARD COLORS

Powder coating is a dry film process, using finely ground particles of pigment and resin which are electrostatically charged and sprayed onto electrically grounded parts to be coated. The charged powder particles adhere to the parts and are held there until melted and fused into a uniformly flowing coating in a cure oven. Before coating, the parts must be pretreated similar to liquid coated parts.



PC-21 SEMI GLOSS BLACK



PC-22 MATTE BLACK



PC-26 DUSTY GRAY



PC-27 MATTE ALUMINUM



PC-29 SPARKLE SILVER



PC-30 STARDUST SILVER




PC-31 LIGHT GRAY



PC-35 BRONZE




PC-36 REDWOOD



PC-37 HEIRLOOM WHITE



PC-38 COFFEE TAN



PC-39 SEPIA BROWN




PC-40 CHARCOAL GREY



PC-41 WHITE

POWDER COAT - PRIMARY COLORS

Enhance your space with a bold and colorful intervention.




PC-50 YELLOW



PC-51 AMBER



PC-52 ORANGE




PC-53 VERMILLION



PC-54 RED



PC-55 PURPLE



PC-56 LILAC



PC-57 VIOLET



PC-58 BLUE



PC-59 TEAL



PC-60 GREEN



PC-61 CHARTREUSE




POWDER COAT - METALLIC COLORS

Maximize the design possibilities for your next project. Beautiful sheen with all the durability required, in a wide range of metallic colors.




MC-70 CHAMPAGNE




MC-71 LIGHT BRONZE




MC-72 COSMIC GRAY



MC-73 COPPER PENNY




MC-74 GOLD NUGGET



MC-75 FINE TEXTURE BLACK CHROME





Visit the
project gallery.




FRAME RAILING SYSTEM | INFILL: LASER CUT PANELS

LAKE POINTE CHURCH - DALLAS, TX

General Contractor: Talley Riggins Construction

Architect: BECK



Visit the
project gallery.



CIRCA RAILING SYSTEM | INFILL: TEMPERED GLASS

PROSPER CENTRAL FIRE STATION - PROSPER, TX

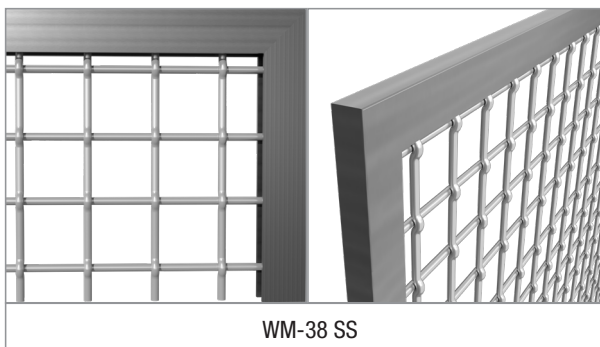
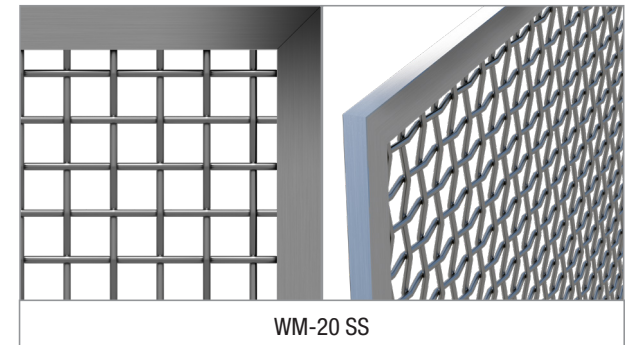
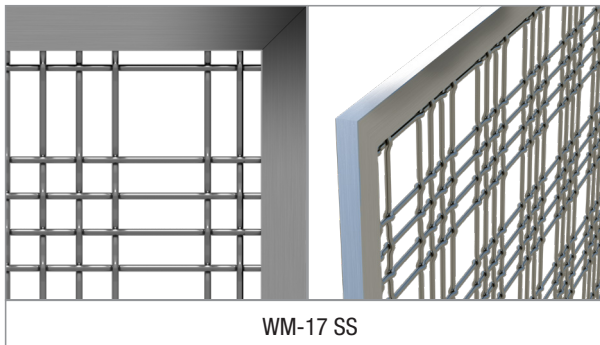
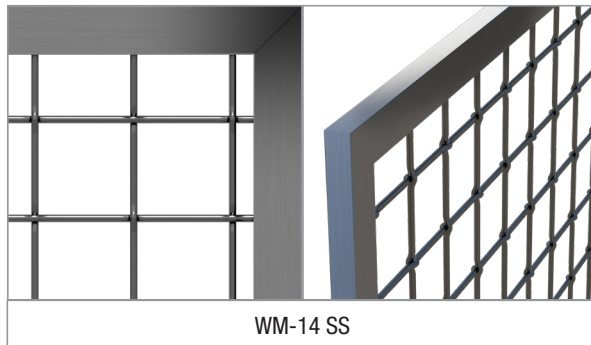
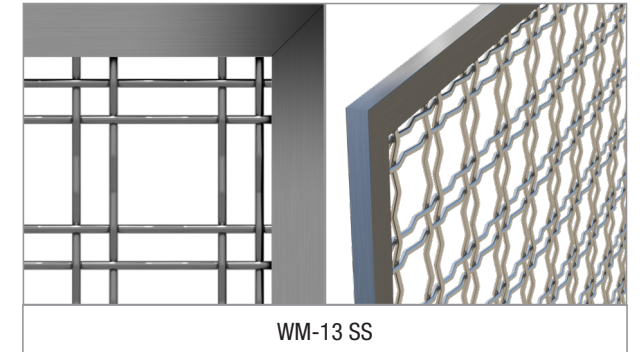
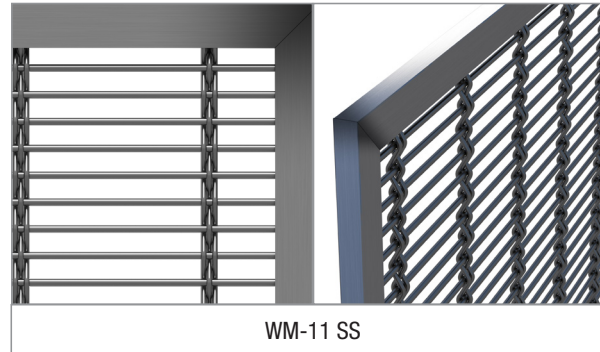

General Contractor: Pogue Construction

Architect: Brown Reynolds Watford Architects





Visit the
project gallery.



WIRE MESH STANDARD PATTERN OPTIONS

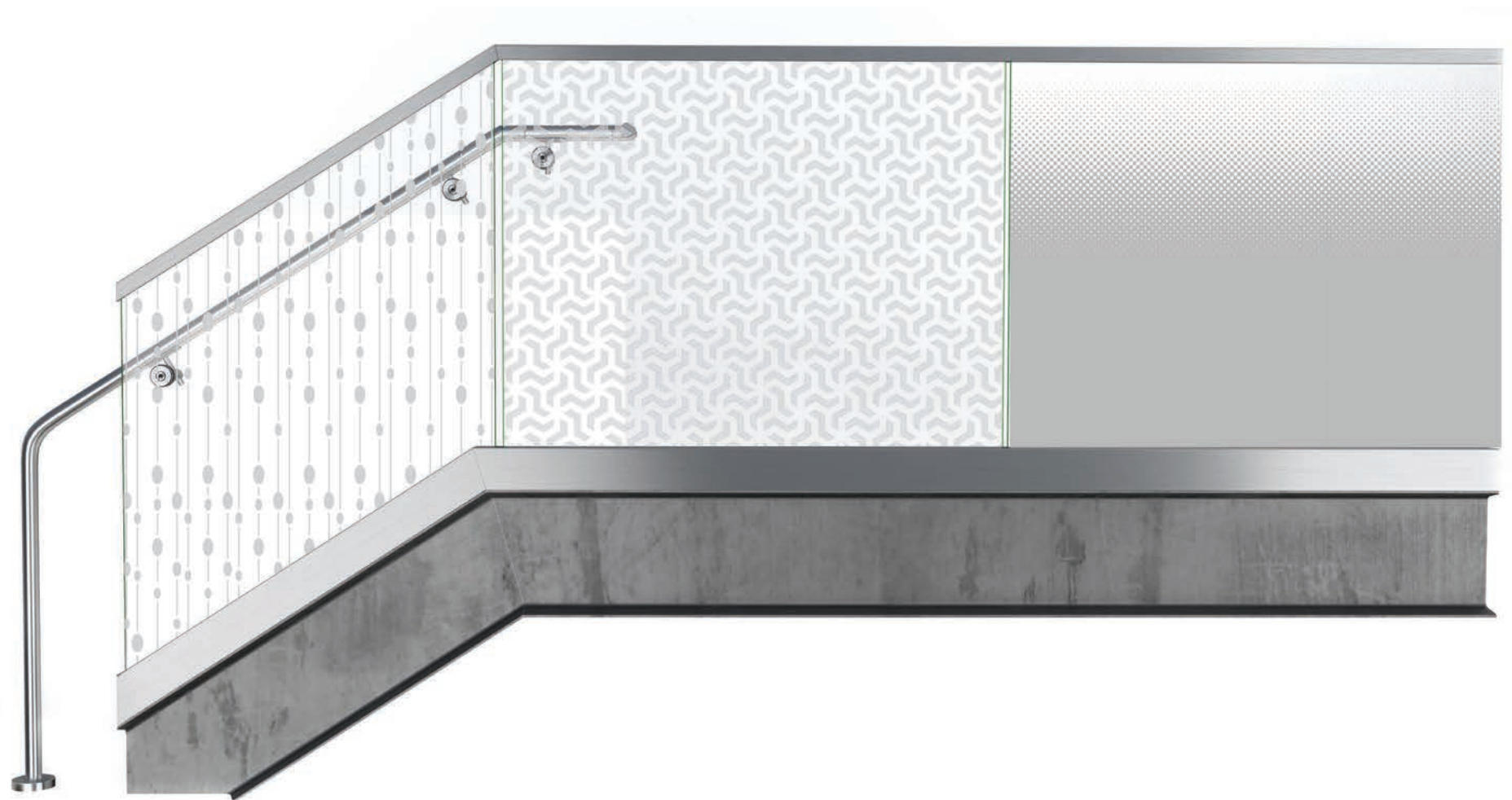


PERFORATED METAL STANDARD PATTERN OPTIONS



DECO GLASS

Decorative glass options provide both functional and aesthetic benefits to commercial railing applications, such as, increased privacy, reduced glare and heat gain, enhanced safety through tempered and laminated glass options and customized aesthetics to match the interiors and branding




Scan the QR code to check out the BLADE system on our website and the interactive 3D viewport

SOLO™ RAILING SYSTEM | INFILL: GLASS

NORMAN CENTRAL LIBRARY - NORMAN, OK

General Contractor: Flintco, LLC

Architect: The McKinney Partnership Architects

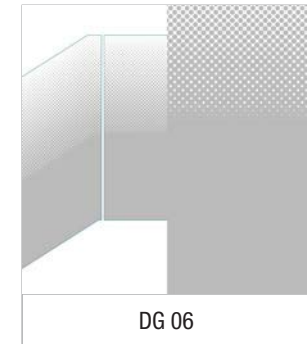


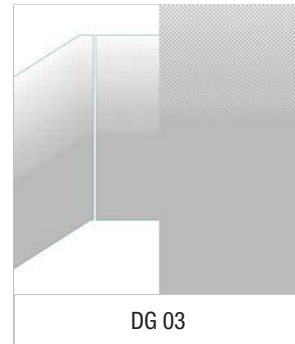




Visit the
project gallery.

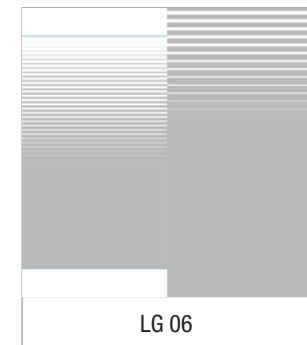
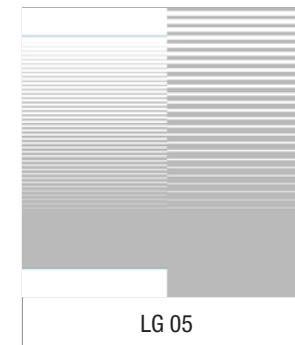


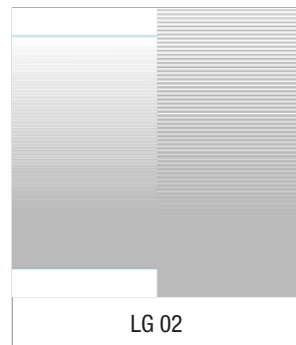
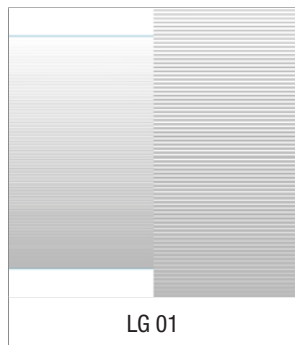


DECO GLASS PATTERN OPTIONS

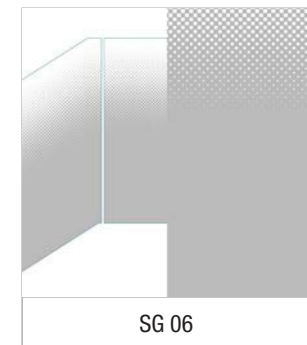





DOT GRADIENT PATTERNS



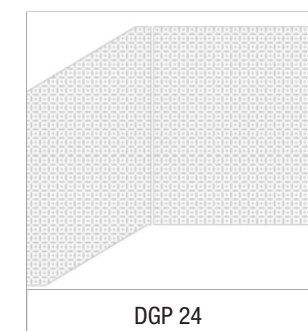

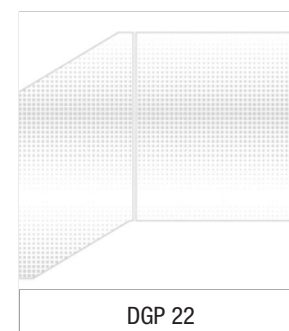



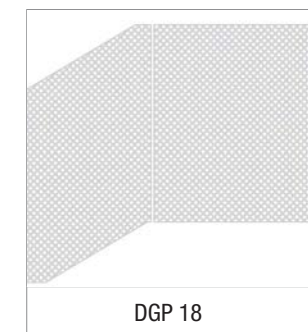
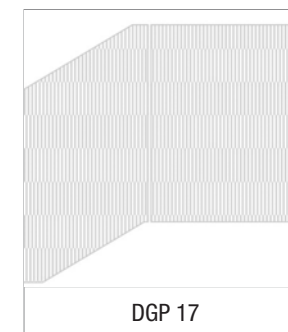
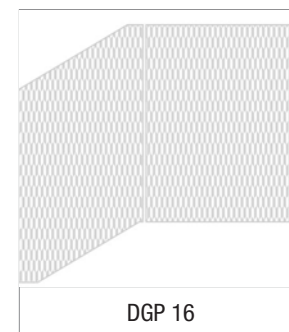

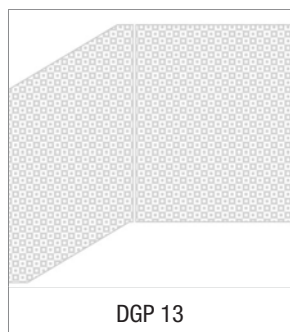
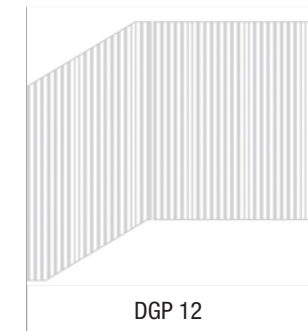


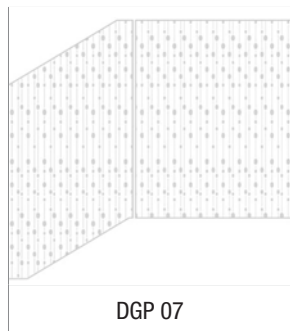
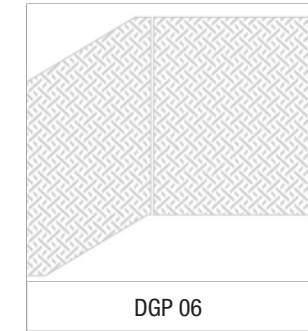
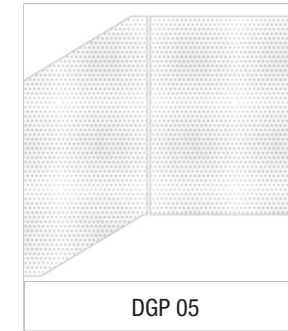
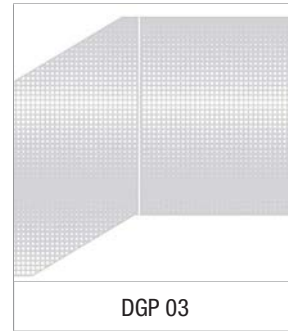

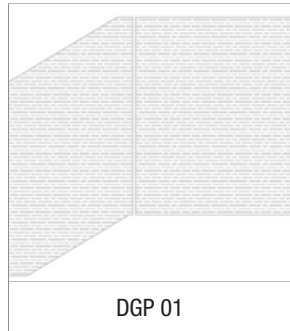
LINE GRADIENT PATTERNS



SQUARE GRADIENT PATTERNS



DECO GLASS PATTERNS




VIEW™ RAILING SYSTEM | INFILL: GLASS

WEST COAST UNIVERSITY - RICHARDSON, TX

General Contractor: HRNCIR Construction

Architect: Gensler



Visit the
project gallery.



VIEW™ RAILING SYSTEM | INFILL: GLASS

UNIVERSITY OF NEBRASKA-KEARNEY - KEARNEY, NE

General Contractor: Kearney Glass, Inc.

Architect: RDG Planning & Design



Visit the
project gallery.



Meet the Viva Railings Family: Passionate, Professional, and Dedicated

At Viva Railings, we take pride in our team of over 140 skilled team members who are committed to delivering a world-class client experience. Our leadership is hands-on and approachable, engaging with customers every day to ensure that we are meeting their needs. Our team members are experts in their fields, with years of experience and a dedication to excellence that is unparalleled. We believe that our employees are our greatest asset, and we are committed to

providing a top-notch working environment that fosters growth and development. When you work with Viva Railings, you can rest assured that you are working with a team of professionals who are passionate about what they do, our expert team is here to ensure that your project is a success.



NORTH AMERICA OPERATIONS



VIVA RAILINGS

LEADERS IN ARCHITECTURAL RAILING SYSTEMS

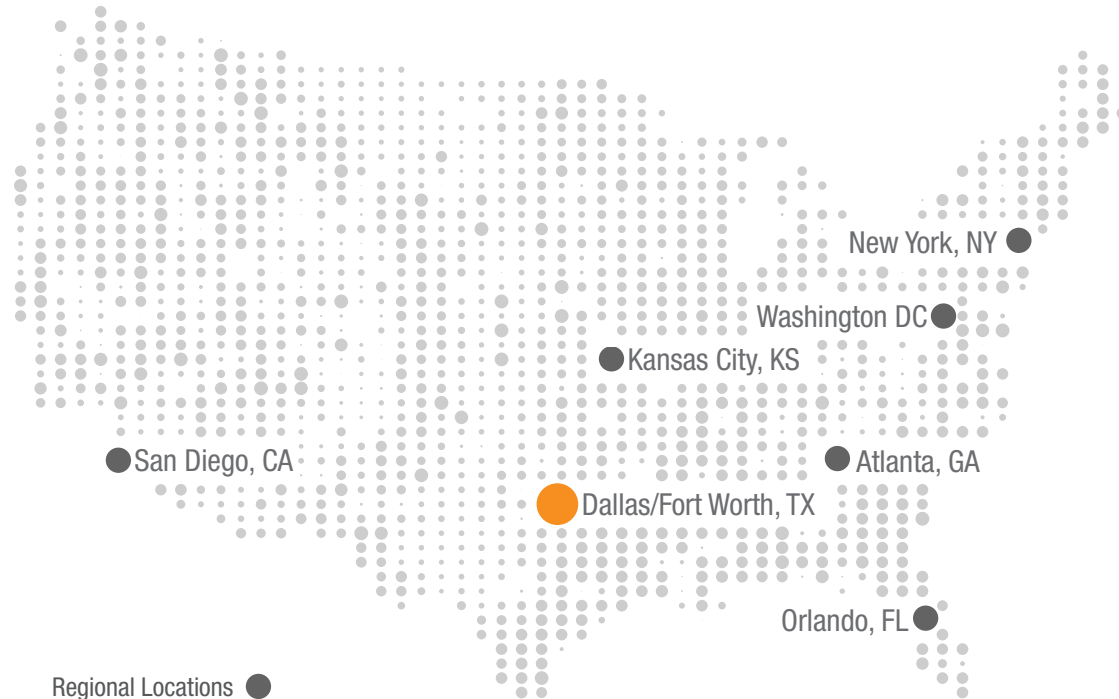
DESIGN + ENGINEER + FABRICATE + INSTALL

151 W. Vista Ridge Mall Dr. Lewisville, TX 75067

(Dallas/Fort Worth Metroplex)

PH: 972.353.8482 | info@vivarailings.com

vivarailings.com



Inc. Magazine 500 | 5000
VIVA RAILINGS, LLC.
Among The Fastest Growing
US Companies
Eight Years in a Row
2012-2019



Inc. Magazine 500 | 5000
VIVA RAILINGS, LLC.
Among The Fastest Growing
Texas Companies
#211



ICC-ES 4405 Certified
SHOE™
Structural Glass Railing System



LEED
Material & Resources Credits 4.1 and 4.2



The American Institute of Architects



The California Contractors State License
Board Certified

