



STONE  **PANEL**
by **CUPA** GROUP

CATALOGUE 2022



NATURAL STONE PANELS

Collection

CUPA STONE has a wide range of natural stone references from all corners of the world. With this catalogue, we would like to introduce you STONEPANEL™, the most efficient, aesthetic and safest natural stone wall cladding solution.

These pre-assembled panels were developed by the R&D department of CUPA GROUP to make the natural stone products more accessible to the most cutting-edge projects.

STONEPANEL™ is a response to the new technical and environmental demands within the sector.

International certifications, energy efficiency benefits and design are benchmarks among installers and architects.



STONEPANEL™ is a new generation of pre-assembled natural stone panels: the perfect wall cladding solution enhances your façades with the beauty of natural stone.



STONEPANEL™ is the fastest, securest and most effective solution for installing natural stone




STONEPANEL™ is available in many different textures, thicknesses and colours. The stainless-steel anchor ensures the perfect fixing between the panel and the wall.



28 m.

CSTB covers the installation of STONEPANEL™ up to a height of 28 meters.



Six Reasons to choose STONEPANEL™

STONEPANEL™ is the most efficient, aesthetic and safest high-quality constructive solution that can be used for any natural stone wall cladding. Our natural STONEPANEL™ can be installed either outside or inside the house and provides many advantages to any project, such as:

+ MORE EFFICIENT

The installation of STONEPANEL™ is simple and quick compared to traditional masonry (placing rate: 10-12 m²/day). Neither skilled labour nor special machinery is required. In addition, the STONEPANEL™ is highly profitable due to non-existent product waste and its material durability, compared to other cladding materials.

+ SAFER

The stainless steel mechanical anchor incorporated in the panels enables the installation of STONEPANEL™ on walls higher than two meters while the strong and uniform cement base ensures adherence. It is always recommended to use the mechanical anchoring and mandatory in more than two meters

+ HIGH QUALITY

The collection is carefully selected by our experts from CUPA STONE, whereas the R&D team of CUPA GROUP constantly monitors the manufacturing processes. Special pieces are available upon request, such as corners (solid, straight end, double end or for windows), coverings and other complementary solutions.

+ MORE AESTHETIC

The panels are S-shaped to avoid visible joints, to enhance the homogeneous look of any project. The STONEPANEL™ collection offers a wide range of different materials, colours and finishes. The exclusiveness of the natural stone makes each piece unique.

+ TRACEABILITY

Product traceability is ensured by an integrated marking and coding system implemented in all of our panels.

+ NON-COMBUSTIBLE

The panels are non-combustible and will restrict the spread of the fire across the external surface of a building.

A wide range of natural panels



STONEPANEL™
Doré



STONEPANEL™
Saint Yrieix



STONEPANEL™
Infercoa



STONEPANEL™
Sabbia



STONEPANEL™
Salvora



STONEPANEL™
Sylvestre



STONEPANEL™
Sahara



STONEPANEL™
Multicolor



STONEPANEL™
Jet Dark Thin Set



STONEPANEL™
Orient



STONEPANEL™
Nordic



STONEPANEL™
Black Slate



STONEPANEL™
Multicolor Thin Set



PREMIUM COLLECTION

★ PREMIUM LINE ★

STONE  PANEL
by CUPA-GROUP

*A Premium Collection Focusing on
European Design & Production*

Brand new references



Made in Europe




Faster delivery times



Low environmental impact



DORÉ



Golden quartzite with brown and grey tones, that creates an elegant and bright look, adaptable to any building.



Applications

Indoor and outdoor cladding.
Incorporated mechanical anchor for installation on walls higher than two meters.


Standard Measures

60 x 20 x 3-4.5 cm

Options

Long and short corners available

SAINT-YRIEIX



Exclusive product with a gneiss, extracted from our own quarry in France. This panel has a warm and inviting appearance thanks to its brown-orange toned layers, varying in finer and thicker selected stones.

Applications

Indoor and outdoor cladding.
Incorporated mechanical anchor for installation on walls higher than two meters.


Standard Measures

60 x 20 x 3-4.5 cm

Options

Long and short corners available

INFERCOA



Dark-toned, natural slate extracted directly from our quarry in Portugal. The possible presence of rust gives the STONEPANEL™ a natural and rustic appearance.



Applications

Indoor and outdoor cladding.
Incorporated mechanical anchor for installation on walls higher than two meters.


Standard Measures

60 x 20 x 3-4.5 cm

Options

Long and short corners available

SABBIA



Cream-coloured travertine with golden and earthy tones.
Our lightest panel with a contemporary and natural character.

Applications

Indoor and outdoor cladding.
Incorporated mechanical
anchor for installation on walls
higher than two meters.

Standard Measures

60 x 20 x 3-4.5 cm

Options

Long and short corners available

SALVORA



An exclusive CUPA STONE model, made of golden multicolour slate in darker and lighter tones, is the perfect choice for any indoor or outdoor project.

Applications

Indoor and outdoor cladding.
 Incorporated mechanical anchor for installation on walls higher than two meters.

Standard Measures

60 x 20 x 3-4.5 cm

Options

Long and short corners available




CLASSIC COLLECTION

STONE  **PANEL**
by CUP4GROUP

The classics



SYLVESTRE



Applications

Indoor and outdoor cladding.
Incorporated mechanical
anchor for installation on walls
higher than two meters.

Standard Measures

60 x 20 x 3-5 cm

Options

Long, short and massive corners available
Special pieces on demand

This natural stone panel is made of a light, uniform gneiss with a rustic finish and one of the architects' favourite.

SAHARA



Applications

Indoor and outdoor cladding.
Incorporated mechanical
anchor for installation on walls
higher than two meters.

Standard Measures

60 x 20 x 3-5 cm

Options

Long, short and massive corners available
Special pieces on demand

Multicolour gneiss with brown and grey tones adds a sense of
warmth and timelessness to any project.



MULTICOLOR



Applications

Indoor and outdoor cladding.
Incorporated mechanical anchor for installation on walls higher than two meters.

Standard Measures


60 x 20 x 3-5 cm

Options

Long, short and massive corners available
Special pieces on demand

This STONEPANEL™ combines lighter and darker shades of multicolour slate to turn it into a perfect choice for modern and rustic architecture.

MULTICOLOR THIN SET



Applications

Indoor and outdoor cladding.
Incorporated mechanical
anchor for installation on walls
higher than two meters.

Standard Measures


60 x 20 x 3-5 cm

Options

Long, short and massive corners available
Special pieces on demand

The composition of red and brown thin slates
is ideal for both rural and urban projects.

BLACK SLATE



Applications

Indoor and outdoor cladding.
Incorporated mechanical
anchor for installation on walls
higher than two meters.

Standard Measures

60 x 20 x 3-5 cm

Options

Long, short and massive corners available
Special pieces on demand

The chunky slate pieces in charcoal tone turns
the BLACK SLATE into one of the most versatile model.



JET DARK THIN SET



Applications

Indoor and outdoor cladding.
Incorporated mechanical
anchor for installation on walls
higher than two meters.

Standard Measures


60 x 20 x 3-5 cm

Options

Long, short and massive corners available
Special pieces on demand

Black thin slates with dark and blue tones,
ideal for an elegant and cosy style.

ORIENT



Applications

Indoor and outdoor cladding.
Incorporated mechanical
anchor for installation on walls
higher than two meters.

Standard Measures

60 x 20 x 3-5 cm

Options

Long, short and massive corners available
Special pieces on demand

Brown and orange-toned quartzite creates a stylish
and bright look for traditional and modern façades.

NORDIC



Applications

Indoor and outdoor cladding.
Incorporated mechanical
anchor for installation on walls
higher than two meters.

Standard Measures

60 x 20 x 3-5 cm

Options

Long, short and massive corners available
Special pieces on demand

A natural grey quartzite with blue tones
that creates a fresh and chic ambience.

TECHNICAL INFORMATION

STONE  **PANEL**
by CUP4GROUP

INSTALLATION GUIDE

CORNERS

COMPARISON CHART

TESTING AND CERTIFICATION

INSTALLATION GUIDE



The walls must be clean and free from any coating, such as dust, dirt, oil, paint, etc. Any cracks or holes should be filled with cement grout. The wall needs to support a weight above 80-95 kg/m². The system must only be installed where there are no signs of dampness on the inner surface of the wall, other than those caused solely by condensation.



Quantify the installation area to start your project. It is recommended to add a minimum of 5% for wastage.



To start the installation, the baseline must be found above ground level. For this purpose, use the lowest continuous horizontal line thought on the wall. Installing a metal batten below this line facilitates the straight attachment of the lowest row. It starts with the placement of the bottom row fitting STONEPANEL® panels with each other. When doing the second row should alternate the joints of the pieces with respect to the first row to avoid seeing the joints (staggered). This alternation of pieces must be random.



The wall is ready. What is next?

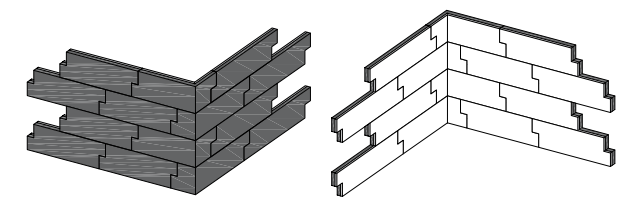
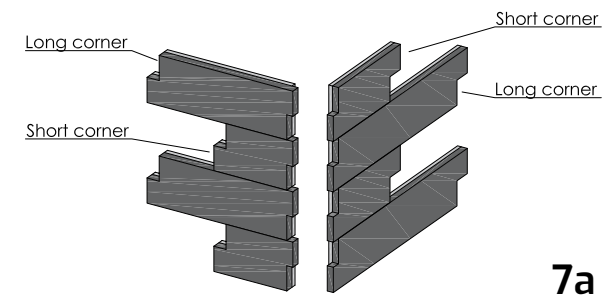
Cut a piece of the perforated, stainless steel metal strip and bend it in the middle so that the holes are on top of each other. This metal strip is then passed through the anchor on the back of the panel. The strip has to be made of stainless steel and meet the following requirements: a minimum thickness of 0.7mm, a width of 12-15mm and holes 6 +/- 1mm in diameter.



A flat, coarse layer of 6-7mm of adhesive should be applied horizontally with a notched trowel. The first row should be installed on a metal batten or on a small L-shaped stainless-steel angle.



Apply also on the back of the panel a coarse layer of the adhesive and distribute the mortar, respecting the horizontal direction, using a notched trowel. The mortar used can be C2 or C2-S1/S2 on the insides and must be C2-S1/S2 for the outsides.



7a

7b

For walls with corners: To avoid visible joints, use a combination of long and short corners alternately between rows. For example, first row long-short, second row short-long, etc.

There is also the possibility of installing massive corner pieces.




For each panel, one mechanical fixing is required. Drill the holes for the stainless-steel screws and insert the wall plugs as anchoring aids.



Insert the screw through the strip and into the wall plug, then tighten. The STONEPANEL™ panel will be firmly attached.



After the panel has been glued and screwed to the wall, the panel is tapped into place with a rubber mallet to avoid air pockets between the panel and the wall and ensure their bond.



Follow the same procedure with the rest of the panels in the row and with the rest of the rows, so that the mechanical anchoring is completely covered by the adhesive and do not interfere with the installation of the panels covering them.

STONEPANEL™ - CORNERS

Corners are also very easy and quick to cover as specific panel pieces are provided:

Short & Long Corners:

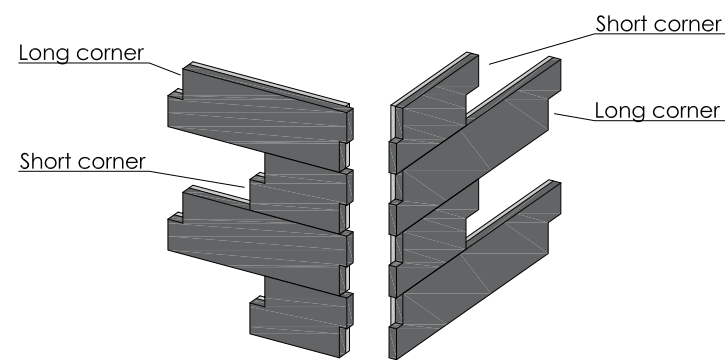
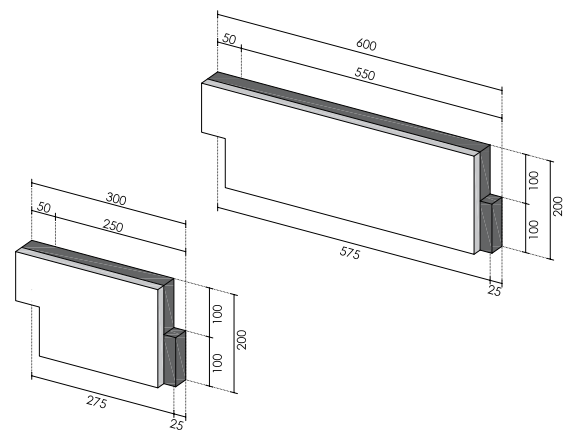
The long and short corner look like a normal piece, but is modified on the back (substrate is cut-out on one of the outer part of the corner panel).

The combination of the long and short corner creates a homogenous appearance.

TWO PIECES



SIZE DETAILS (mm.)



STONEPANEL™ - CORNERS

Massive Corners:

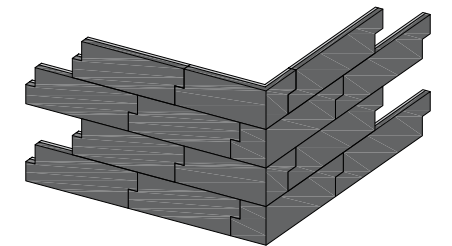
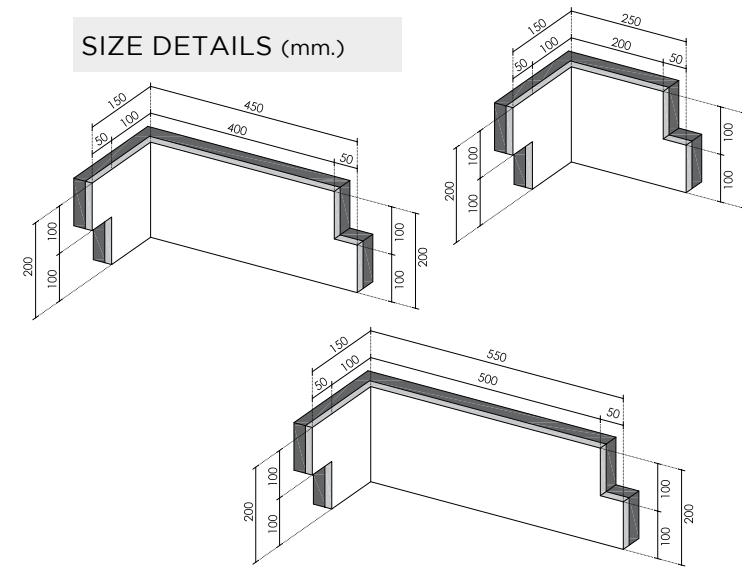
The massive corner is manufactured as a factory-made L-shaped corner element and delivered ready for installation.

Three different sizes are available: small, medium and large.

ONE SINGLE PIECE



SIZE DETAILS (mm.)



COMPARISON WITH RESIN-BASED PANELS

	STONEPANEL™	OTHER PANELS (RESIN-BASED)
ABSENCE OF BREAKAGE DURING TRANSPORT	The base is reinforced with fibreglass mesh and the stones since they are embedded in the cement mortar have better resistance to any impact during transport. ✓	They do not have reinforcement mesh, or the mesh is not in contact with the entire panel surface, so breakage or falling stones are possible during transport. ✗
INSTALLATION AT HEIGHTS	STONEPANEL™ has a stainless steel anchoring loop embedded in the base which allows installations over 2m with total security. ✓	The panel does not have safety anchoring, so there is a risk of the panel falling from the facade if the adhesive fails. It should not be installed at heights above 2 m. ✗
PREVENTION OF FALLING STONE PANELS AFTER INSTALLATION	The stones are attached to the cement mortar base during manufacture under optimal controlled conditions. Perfect adhesion between the mortar-adhesive used for installation and the panel's base is verified and tested. ✓	The stones are attached to the wall during installation using an adhesive mortar, without control over environmental conditions (dust, moisture, etc.), so gaps without adhesive may remain during installation causing that a part of the panel may not be adhered. Breakage and falling may occur at any time. ✗
INVISIBLE JOINTS	The stones are joined using a continuous layer of mortar and the stones are attached by their back surface, which prevents the joints from being visible. ✓	In some panels, the stones are joined using mortar adhesive applied in the joints. The mortared joints between stones are very visible. ✗
CERTIFICATION	STONEPANEL™ has been certified by the most prestigious European organizations: BBA (United Kingdom), DIBT (Germany) and CSTB (France). ✓	No certifications ✗

TESTING AND CERTIFICATION

BBA - UNITED KINGDOM



CSTB - FRANCE



DIBT - GERMANY




Z-10 3-799

INTERNAL TESTS

CUPAGROUP
Since 1892

THERMAL SHOCK AND
FREEZE-THAW

CUPA INNOVACION



CUPASTONE

The experts in Natural Stone

ONLINE
CATALOGUE



contacto@cupastone.com
www.cupastone.com

