

I LEGNI
—
di MIRAGE

MIRAGE[®]
INSPIRING BETTER LIVING

Per saperne di più
More information



Fatti ispirare con un click
Get inspired with a click



www.mirage.it

I campioni fotografati servono a dare un'idea indicativa del prodotto, colori e strutture non hanno nessun valore impegnativo. _ The samples photographed are intended to give an approximate idea of the product; the colours and textures shown are not binding. _ Die abgebildeten Muster sollen eine Vorstellung von dem Produkt vermitteln, Farben und Formen sind nicht verbindlich. _ Les échantillons sur photos servent à transmettre une idée du produit, des couleurs et des structures. Ils ne sont donnés qu'à titre indicatif et n'engagent pas le producteur. _ Las muestras fotografiadas sirven para dar una idea indicativa del producto, por lo que ni los colores ni las estructuras son vinculantes.

I LEGNI

di MIRAGE

MIRAGE[®]
INSPIRING BETTER LIVING



PERSPECTIVE

Contemporary

Mirage's LEGNI is the complete collection of Mirage® wood effect porcelain stoneware tiles.

Over 40 references, multiple sizes and surfaces that offer new prospects and design opportunities for professionals in the sector.

LEGNI von Mirage ist die komplette Sammlung des Feinsteinzeugsortiments von Mirage® mit Holzoptik. Mehr als 40 referenzen, zahlreiche Formate und Oberflächen, die den Branchenfachleuten neue Perspektiven und Planungsmöglichkeiten eröffnen.

LEGNI de Mirage est la collection complète de la gamme Mirage® en grès cérame, effet bois.

Plus de 40 références, de multiples formats et surfaces qui offrent aux professionnels du secteur de nouvelles perspectives et opportunités conceptuelles.

LEGNI de Mirage es la recopilación completa de la gama Mirage® en grés porcelánico efecto madera.

Más de 40 referencias, múltiples formatos y acabados que ofrecen a los profesionales del sector nuevas perspectivas y oportunidades de diseño.

LEGNI by Mirage 木纹效果 Mirage® 瓷器产品中的完整系列。

40 款产品和多种多样的规格和表面，为该行业的专业人士提供了全新的视角和设计机会。

I LEGNI di Mirage è la raccolta completa della gamma Mirage in grès porcellanato ad effetto legno.

Oltre 40 referenze, molteplici formati e superfici che offrono ai professionisti del settore nuove prospettive e opportunità progettuali.






ENDLESS

Design possibilities

- Pavimenti** | Floorings
- Rivestimenti** | Coverings
- Facciate** | Facades
- Banconi** | Countertops
- Lavabi** | Washbasins
- Arredi** | Furnitures
- Top bagno** | Vanity Top
- Piatti doccia** | Shower trays

- Residenziale** | Residential Areas
- Commerciale** | Commercial Areas
- Interni/Esterni** | Indoor/Outdoor Areas



“

Contents

I LEGNI di MIRAGE

*Exclusive
Range*

pag. **8**

*Color
Inspirations*

pag. **26**
CLASSIC

pag. **54**
VINTAGE

*Colors
and Sizes*

pag. **122**

pag. **86**
FRAGRANCE

pag. **96**
SELECT



EXCLUSIVE RANGE

INCENSE GY 01	SAWDUST GY 02	HORSE GY 03	MAP GY 04	GY 01 CARMEN	GY 02 CARMEN
					
pag. 137	pag. 138	pag. 139	pag. 140	pag. 141	pag. 142

BASIC JP 01	COOL JP 02	MASTER JP 03	CAMP JP 04	WILD JP 05	DEW KA 01
					
pag. 124	pag. 125	pag. 126	pag. 127	pag. 128	pag. 129

HAZELNUT KA 02	CHAMEL KA 03	SPICE KA 04	COCOA KA 05	HAZELNUT RAW KA 12	CHAMEL KA 13
					
pag. 130	pag. 131	pag. 132	pag. 133	pag. 134	pag. 135

SPICE RAW KA 14	APPLE KO 01	PEACH KO 02	APRICOT KO 03	NUT KO 04	FADO NA 01
					
pag. 136	pag. 152	pag. 153	pag. 154	pag. 155	pag. 150

EXCLUSIVE RANGE

INDIE
NA 02



pag. 151

DAYLIGHT
NN 01



pag. 143

EMBER
NN 02



pag. 144

HONEY
NN 03



pag. 145

BURNET
NN 04



pag. 146

CHARCOAL
NN 05



pag. 147

CEDRO
OU 07



pag. 162

ICEBERG
RL 01



pag. 148

GRAPHITE
RL 02



pag. 149

ARTICO
SI 01



pag. 163

MAGNOLIA
SI 02



pag. 164

ALPINE
SI 03



pag. 165

COPAHU
OU 01



pag. 156

ELEM
OU 02



pag. 157

JINKOH
OU 03



pag. 158

PINO
OU 04



pag. 159

LAOS
OU 05



pag. 160

LADANO
OU 06



pag. 161

HAVANA
SI 04



pag. 166

DAKOTA
SI 05



pag. 167

01 CLASSIC

BASIC
JP 01



pag. **28**

Sizes & Finishings
pag. **124**

COOL
JP 02



pag. **30**

Sizes & Finishings
pag. **125**

MASTER
JP 03



pag. **32**

Sizes & Finishings
pag. **126**

CAMP
JP 04



pag. **34**

Sizes & Finishings
pag. **127**

WILD
JP 05



pag. **36**

Sizes & Finishings
pag. **128**

DEW
KA 01



pag. **38**

Sizes & Finishings
pag. **129**

HAZELNUT
KA 02



pag. **40**

Sizes & Finishings
pag. **130**

CHAMEL
KA 03



pag. **42**

Sizes & Finishings
pag. **131**

I LEGNI di MIRAGE

01 CLASSIC

SPICE
KA 04



pag. **44**

Sizes & Finishings
pag. **132**

COCOA
KA 05



pag. **46**

Sizes & Finishings
pag. **133**

HAZELNUT RAW
KA 12



pag. **48**

Sizes & Finishings
pag. **134**

CHARAMEL
KA 13



pag. **50**

Sizes & Finishings
pag. **135**

SPICE RAW
KA 14



pag. **52**

Sizes & Finishings
pag. **136**

02 VINTAGE

INCENSE
GY 01



SAWDUST
GY 02



HORSE
GY 03



MAP
GY 04



GY 01
CARMEN



GY 02
CARMEN



DAYLIGHT
NN 01



EMBER
NN 02



pag. 56

Sizes & Finishings
pag. 137

pag. 58

Sizes & Finishings
pag. 138

pag. 60

Sizes & Finishings
pag. 139

pag. 62

Sizes & Finishings
pag. 140

pag. 64

Sizes & Finishings
pag. 141

pag. 66

Sizes & Finishings
pag. 142

pag. 68

Sizes & Finishings
pag. 143

pag. 70

Sizes & Finishings
pag. 144

02 VINTAGE

HONEY
NN 03



BURNET
NN 04



CHARCOAL
NN 05



ICEBERG
RL 01

GRAPHITE
RL 02

FADO
NA 01



INDIE
NA 02



pag. 72

Sizes & Finishings
pag. 145

pag. 74

Sizes & Finishings
pag. 146

pag. 76

Sizes & Finishings
pag. 147

pag. 78

Sizes & Finishings
pag. 148

pag. 80

Sizes & Finishings
pag. 149

pag. 82

Sizes & Finishings
pag. 150

pag. 84

Sizes & Finishings
pag. 151

03 FRAGRANCE

APPLE
KO 01

pag. 88

Sizes & Finishings
pag. 152

PEACH
KO 02

pag. 90

Sizes & Finishings
pag. 153

APRICOT
KO 03

pag. 92

Sizes & Finishings
pag. 154

NUT
KO 04

pag. 94

Sizes & Finishings
pag. 155

04 SELECT

COPAHU
OU 01

pag. 98

Sizes & Finishings
pag. 156

ELEM
OU 02

pag. 100

Sizes & Finishings
pag. 157

JINKOH
OU 03

pag. 102

Sizes & Finishings
pag. 158

PINO
OU 04

pag. 104

Sizes & Finishings
pag. 159

04 SELECT

LAOS
OU 05

pag. **106**

Sizes & Finishings
pag. **160**

LADANO
OU 06

pag. **108**

Sizes & Finishings
pag. **161**

CEDRO
OU 07

pag. **110**

Sizes & Finishings
pag. **162**

ARTICO
SI 01

pag. **112**

Sizes & Finishings
pag. **163**

MAGNOLIA
SI 02

pag. **114**

Sizes & Finishings
pag. **164**

ALPINE
SI 03

pag. **116**

Sizes & Finishings
pag. **165**

HAVANA
SI 04

pag. **118**

Sizes & Finishings
pag. **166**

DAKOTA
SI 05

pag. **120**

Sizes & Finishings
pag. **167**

“ COLOR

*Inspira-
tions*

CLASSIC

01



I LEGNI di MIRAGE

CLASSIC

Collections

Jurupa

BASIC
JP 01



MASTER
JP 03



WILD
JP 05



COOL
JP 02




CAMP
JP 04



Kao


DEW
KA 01




CHAMEL
KA 03




COCOA
KA 05




CHAMEL RAW
KA 13



HAZELNUT
KA 02




SPICE
KA 04



HAZELNUT RAW
KA 12



SPICE RAW
KA 14





floor
Basic JP 01 SP SQ
200x1200 / 8"x48"

BASIC
JP 01

“
Jurupa collection”

I LEGNI di MIRAGE





I LEGNI di MIRAGE

COOL
JP 02

“
Jurupa collection

floor
Cool JP 02 SP SQ
200x1200 / 8"x48"

wall
NORR Grå RR 02 NAT SQ
1200x2780 / 48"x110"

counter
GLOCAL Iron GC 20 SP SQ
1200x2780 / 48"x110"





MASTER
JP 03

“
Jurupa collection

floor
Master JP 03 SP SQ
200x1200 / 8"x48"
wall
NORR Grå RR 02 NAT SQ
1200x2780 / 48"x110"

I LEGNI di MIRAGE



32
33

Color Inspirations
CLASSIC



I LEGNI di MIRAGE

CAMP JP 04

“
Jurupa collection

floor

Camp JP 04 SP SQ
200x1200 / 8"x48"

wall

Camp JP 04 SP SQ
200x1200 / 8"x48"
GLOCAL Absolute GC 06 SP SQ
1200x2780 / 48"x110"

bench

NORR Grå RR 02 NAT

bath tub

GLOCAL Absolute GC 06 SP





floor
Wild JP 05 SP SQ
200x1200 / 8"x48"

wall
Wild JP 05 SP SQ
200x1200 / 8"x48"

WILD
JP 05

“
Jurupa collection





I LEGNI di MIRAGE

DEW
KA 01

“
Kao collection

floor
Dew KA 01 SP SQ
200x1200 / 8"x48"

wall
GLOCAL Youth GC 15 SP SQ
1200x2780 / 48"x110"





floor
Hazelnut KA 02 SP SQ
200x1200 / 8"x48"

HAZELNUT
KA 02

“
Kao collection





I LEGNI di MIRAGE

CHARAMEL KA 03

“
Kao collection

floor
Charamel KA 03 SP SQ
250x1500 / 10"x60"

counter
NORR Grå RR 02 NAT





floor
Spice KA 04 SP SQ
250x1500 / 10"x60"

Table
WANDERLUST Calacatta Copper WA 01 LUC

SPICE
KA 04

“
Kao collection”





I LEGNI di MIRAGE

COCOA
KA 05

“
Kao collection

floor
Cocoa KA 05 SP SQ
200x1200 / 8"x48"





HAZELNUT RAW
KA 12

“
Kao collection”

floor
Hazelnut Raw KA 12 SP SQ
200x1200 / 8"x48"

I LEGNI di MIRAGE





I LEGNI di MIRAGE

CHARAMEL RAW
KA 13

“
Kao collection

floor
Charamel Raw KA 13 SP SQ
200x1200 / 8"x48"





floor
Spice Raw KA 14 SP SQ
200x1200 / 8"x48"

SPICE RAW
KA 14

“
Kao collection

I LEGNI di MIRAGE



VINTAGE

02



LEONI di MIRAGE

VINTAGE


Collections

Gyliane

INCENSE
GY 01



MAP
GY 04



SAWDUST
GY 02




CARMEN
GY 01



HORSE
GY 03



CARMEN
GY 02



Rail

ICEBERG
RL 01




GRAPHITE
RL 02




Noon


DAYLIGHT
NN 01



BURNET
NN 04



EMBER
NN 02



CHARCOAL
NN 05



HONEY
NN 03




Nau 2.0

FADO
NA 01



INDIE
NA 02





INCENSE
GY 01

“
Gylane collection

floor
Incense GY 01 SP SQ
200x1200 / 8"x48"

I LEGNI di MIRAGE





I LEGNI di MIRAGE

SAWDUST
GY 02

“
Gyliane collection

floor
Sawdust GY 02 SP SQ
100x600 / 4"x24"





floor
Horse GY 03 SP SQ
200x1200 / 8"x48"

HORSE
GY 03

“
Gylane collection”

I LEGNI di MIRAGE





I LEGNI di MIRAGE

MAP
GY 04

“
Gylane collection”

floor
Map GY 04 SP SQ
200x1800 / 8"x71"
wall
Map GY 04 SP SQ
200x1200 / 8"x48"





GY 01
CARMEN

“
Gyliane collection

floor
Incense GY 01 SP SQ
Carmen 200x1200 / 8"x48"

I LEGNI di MIRAGE



64
65

VINTAGE Color Inspirations



I LEGNI di MIRAGE

GY 02
CARMEN

“
Gyliane collection

floor
Sawdust GY 02 SP SQ
Carmen 200x1200 / 8"x48"

wall
PAPIER Nuages SP SQ
600x1200 / 24"x48"
CLAY Karma CL 08 SP SQ
1200x2780 / 48"x110"





DAYLIGHT
NN 01

“
Noon collection”

floor
Daylight NN 01 NAT SQ
Chevron 200×1200 / 8”×48”
wall
Daylight NN 01 NAT

I LEGNI di MIRAGE





I LEGNI di MIRAGE

EMBER
NN 02

“
Noon collection

floor
Ember NN 02 NAT SQ
200x1200 / 8"x48"





floor
Honey NN 03 NAT SQ
200x1200 / 8'x48"

HONEY NN 03

“
Noon collection





I LEGNI di MIRAGE

BURNET
NN 04

“
Noon collection

floor
Burnet NN 04 NAT SQ
Chevron 200x1200 / 8"x48"





CHARCOAL
NN 05

“
Noon collection

floor
Charcoal NN 05 NAT SQ
200x1200 / 8"x48"

I LEGNI di MIRAGE





I LEGNI di MIRAGE

ICEBERG RL 01

“
Rail collection

floor
Iceberg RL 01 RD SQ
300x1200 / 12"x48" EVO_2/E™ 20mm





GRAPHITE
RL 02

“
Rail collection

floor
Graphite RL 02 RD SQ
300x1200 / 12"x48" EVO_2/E™ 20mm

I LEGNI di MIRAGE



80
81

VINTAGE
Color Inspirations



I LEGNI di MIRAGE

FADO
NA 01

“
Nau 2.0 collection

floor
Fado NA 01 RD SQ
300x1200 / 12"x48" EVO_2/E™ 20mm





floor
Indie NA 02 RD SQ
300x1200 / 12"x48" EVO_2/E™ 20mm

wall
Indie NA 02 RD SQ
300x1200 / 12"x48" EVO_2/E™ 20mm

INDIE NA 02

“
Nau 2.0 collection



FRANC

03



I LEGNI di MIRAGE

FRAGRANCE

Collections

Koru

APPLE
KO 01



PEACH
KO 02



APRICOT
KO 03



NUT
KO 04





floor
Apple KO 01 NAT SQ
200x1200 / 8"x48"

I LEGNI di MIRAGE

APPLE
KO 01

“
Koru collection





I LEGNI di MIRAGE

PEACH
KO 02

“
Koru collection

floor
Peach KO 02 NAT SQ
Chevron 200x1200 / 8"x48"





APRICOT
KO 03

“
Koru collection”

floor
Apricot KO 03 NAT SQ
200x1200 / 8"x48"
wall
Apricot KO 03 NAT SQ
200x1200 / 8"x48"

I LEGNI di MIRAGE





I LEGNI di MIRAGE

NUT
KO 04

“
Koru collection

floor
Nut KO 04 NAT SQ
Nest 210x420 / 8½"x17"
wall
Nut KO 04 NAT SQ
200x1200 / 8"x48"



94

95

Color Inspirations

FRAGRANCE

SELECT

04



I LEGNI di MIRAGE

SELECT

Collections

Oudh

COPAHU
OU 01



JINKOH
OU 03



LAOS
OU 05



CEDRO
OU 07



ELEM
OU 02



PINO
OU 04



LADANO
OU 06




Signature

ARTICO
SI 01



ALPINE
SI 03




DAKOTA
SI 05



MAGNOLIA
SI 02



HAVANA
SI 04





floor
Copahu OU 01 SP SQ
200x1200 / 8"x48"

wall
ELYSIAN Travertino Light EY 07 SP

COPAHU
OU 01

“
Oudh collection

I LEGNI di MIRAGE





I LEGNI di MIRAGE

ELEM
OU 02

“
Oudh collection

floor
Elem OU 02 SP SQ
200x1800 / 8"x71"



100
101

SELECT Color Inspirations

JINKOH
OU 03

“
Oudh collection

floor
Jinkoh OU 03 SP SQ
200x1200 / 8"x48"
wall
Jinkoh OU 03 SP SQ
1200x2780 / 48"x110"
200x2780 / 8"x110"

I LEGNI di MIRAGE



I LEGNI di MIRAGE

PINO
OU 04

“
Oudh collection

floor
Pino OU 04 SP SQ
Florio 1200x1200 / 48"x48"





floor
Laos OU 05 SP SQ
200x1200 / 8"x48"

wall
PAPIER Jardin SP SQ
600x1200 / 24"x48"

LAOS
OU 05

“
Oudh collection





I LEGNI di MIRAGE

LADANO
OU 06

“
Oudh collection

floor
Ladano OU 06 SP SQ
200x1200 / 8"x48"





CEDRO
OU 07

“
Oudh collection

floor
Cedro OU 07 SP SQ
250x1500 / 10"x60"

I LEGNI di MIRAGE





I LEGNI di MIRAGE

ARTICO
SI 01

“
Signature collection

floor
Artico SI 01 NAT SQ
200x1200 / 8"x48"



112
113

Color Inspirations
SELECT



MAGNOLIA
SI 02

“
Signature collection

floor
Magnolia SI 02 NAT SQ
200x1200 / 8"x48"

I LEGNI di MIRAGE





I LEGNI di MIRAGE

ALPINE
SI 03

“
Signature collection

floor
Alpine SI 03 NAT SQ
200x1200 / 8"x48"





HAVANA
SI 04

“
Signature collection

floor
Havana SI 04 NAT SQ
200x1200 / 8"x48"
wall
Havana SI 04 NAT SQ
200x1200 / 8"x48"

I LEGNI di MIRAGE





I LEGNI di MIRAGE

DAKOTA
SI 05

“
Signature collection

floor
Dakota SI 05 NAT SQ
200x1200 / 8"x48"



“
COLORS and
Sizes

01 CLASSIC

BASIC JP 01

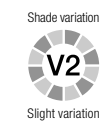
± 9 mm

200×1200 / 8"×48"
NAT SQ / GP SQ

300×2400 / 12"×96"
NAT SQ

Stucchi consigliati
Recommended grouts

KERAKOLL	43	
MAPEI	112 Grigio Medio	
LATICRETE	04 Sterling Silver	



“
Jurupa collection

I LEGNI di MIRAGE




COOL JP 02

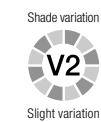
± 9 mm

200×1200 / 8"×48"
NAT SQ / GP SQ

300×2400 / 12"×96"
NAT SQ

Stucchi consigliati
Recommended grouts

KERAKOLL	45	
MAPEI	111 Grigio Argento	
LATICRETE	89 Smoke Grey	



“
Jurupa collection

01 CLASSIC

MASTER JP 03

± 9 mm

200×1200 / 8"×48"
NAT SQ / GP SQ

300×2400 / 12"×96"
NAT SQ

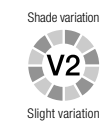
± 20 mm  2/°

600×600 / 24"×24"
RD SQ

300×1200 / 12"×48"
RD SQ

Stucchi consigliati
Recommended grouts

KERAKOLL	30	
MAPEI	113 Grigio Argento	
LATICRETE	34 Sand Stone	



“
Jurupa collection

I LEGNI di MIRAGE

CAMP JP 04

± 9 mm

200×1200 / 8"×48"
NAT SQ / GP SQ

300×2400 / 12"×96"
NAT SQ

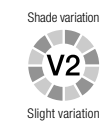
± 20 mm  2/°

600×600 / 24"×24"
RD SQ

300×1200 / 12"×48"
RD SQ

Stucchi consigliati
Recommended grouts

KERAKOLL	26	
MAPEI	134 Seta	
LATICRETE	78 Sterling Silver	



“
Jurupa collection

01 CLASSIC

WILD
JP 05

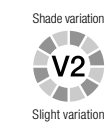
± 9 mm

200×1200 / 8"×48"
NAT SQ / GP SQ

300×2400 / 12"×96"
NAT SQ

Stucchi consigliati
Recommended grouts

KERAKOLL	26	
MAPEI	136 Fango	
LATICRETE	45 Raven	



“
Jurupa collection

I LEGNI di MIRAGE


DEW
KA 01

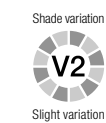
± 9 mm

200×1200 / 8"×48"
SP SQ / NAT SQ

250×1500 / 10"×60"
SP SQ

Stucchi consigliati
Recommended grouts

KERAKOLL	43	
MAPEI	123 Ancient White	
LATICRETE	78 Sterling Silver	



“
Kao collection

123

129

01 CLASSIC

HAZELNUT KA 02

± 9 mm

200×1200 / 8"×48"
SP SQ / NAT SQ




200×1800 / 8"×72"
SP SQ

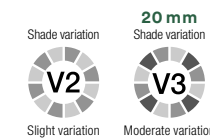
250×1500 / 10"×60"
SP SQ

± 20 mm  2/e

300×1200 / 12"×48"
RD SQ

Stucchi consigliati
Recommended grouts

KERAKOLL	31	
MAPEI	188 Biscuit	
LATICRETE	81 Buttercream	



“
Kao collection

CHAMEL KA 03

± 9 mm

200×1200 / 8"×48"
SP SQ / NAT SQ




200×1800 / 8"×72"
SP SQ

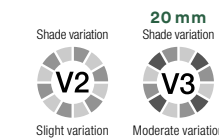
250×1500 / 10"×60"
SP SQ

± 20 mm  2/e

300×1200 / 12"×48"
RD SQ

Stucchi consigliati
Recommended grouts

KERAKOLL	31	
MAPEI	133 Sabia	
LATICRETE	81 Buttercream	



“
Kao collection

01 CLASSIC

SPICE KA 04

± 9 mm

200×1200 / 8"×48"
SP SQ / NAT SQ

200×1800 / 8"×72"
SP SQ

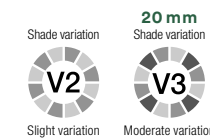
250×1500 / 10"×60"
SP SQ

± 20 mm  2/e

300×1200 / 12"×48"
RD SQ

Stucchi consigliati
Recommended grouts

KERAKOLL	31	
MAPEI	135 Polvere Dorata	
LATICRETE	55 Tawny	



“
Kao collection

I LEGNI di MIRAGE

COCOA KA 05

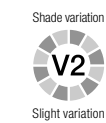
± 9 mm

200×1200 / 8"×48"
SP SQ / NAT SQ

250×1500 / 10"×60"
SP SQ

Stucchi consigliati
Recommended grouts

KERAKOLL	33	
MAPEI	136 Mud	
LATICRETE	45 Raven	



“
Kao collection

01 CLASSIC

HAZELNUT RAW KA 12

± 9 mm




200×1200 / 8"×48"
SP SQ

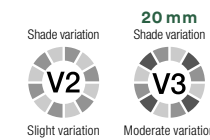
± 20 mm  2/e

300×1200 / 12"×48"
RD SQ

“
Kao collection

Stucchi consigliati
Recommended grouts

KERAKOLL	31	
MAPEI	188 Biscuit	
LATICRETE	81 Buttercream	



I LEGNI di MIRAGE

CHAMEL RAW KA 13

± 9 mm




200×1200 / 8"×48"
SP SQ

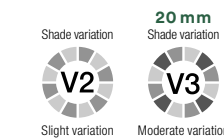
± 20 mm  2/e

300×1200 / 12"×48"
RD SQ

“
Kao collection

Stucchi consigliati
Recommended grouts

KERAKOLL	31	
MAPEI	133 Sabia	
LATICRETE	81 Buttercream	



01 CLASSIC

SPICE RAW KA 14

± 9 mm

200x1200 / 8"x48"
SP SQ




± 20 mm  2/e

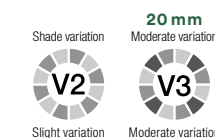
300x1200 / 12"x48"
RD SQ

“

Kao collection

Stucchi consigliati Recommended grouts

KERAKOLL	31	
MAPEI	135 Polvere Dorata	
LATICRETE	55 Tawny	



I LEGNI di MIRAGE

02 VINTAGE

INCENSE GY 01

± 9 mm

200x200 / 8"x8"
SP SQ

100x600 / 4"x24"
SP SQ




200x1200 / 8"x48"
SP SQ

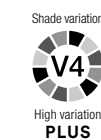
200x1800 / 8"x71"
SP SQ

“

Gyliane collection

Stucchi consigliati Recommended grouts

KERAKOLL	45	
MAPEI	110 Manhattan 2000	
LATICRETE	78 Sterling Silver	



136

137

02 VINTAGE

SAWDUST GY 02

± 9 mm

200x200 / 8"x8"
SP SQ

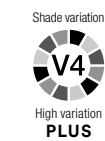
100x600 / 4"x24"
SP SQ

200x1200 / 8"x48"
SP SQ

200x1800 / 8"x71"
SP SQ

Stucchi consigliati
Recommended grouts

KERAKOLL	26	
MAPEI	134	
LATICRETE	56 Desert Khaki	



“
Gyliane collection

I LEGNI di MIRAGE

HORSE GY 03

± 9 mm

200x200 / 8"x8"
SP SQ


100x600 / 4"x24"
SP SQ

200x1200 / 8"x48"
SP SQ

200x1800 / 8"x71"
SP SQ

Stucchi consigliati
Recommended grouts

KERAKOLL	26	
MAPEI	134	
LATICRETE	55 Tawny	



“
Gyliane collection

02 VINTAGE

MAP GY 04

± 9 mm



200×200 / 8"×8"
SP SQ


100×600 / 4"×24"
SP SQ

200×1200 / 8"×48"
SP SQ

200×1800 / 8"×71"
SP SQ

Stucchi consigliati
Recommended grouts

KERAKOLL	45	
MAPEI	113 Grigio Cemento	
LATICRETE	24 Natural Grey	



“
Gyliane collection

I LEGNI di MIRAGE


GY 01 CARMEN

± 9 mm

200×1200 / 8"×48"
SP SQ

Stucchi consigliati
Recommended grouts

KERAKOLL	36	
MAPEI	134	
LATICRETE	60 Dusty Grey	



“
Gyliane collection

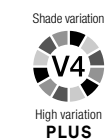
GY 02 CARMEN

± 9 mm

200×1200 / 8"×48"
SP SQ

Stucchi consigliati
Recommended grouts

KERAKOLL	45	
MAPEI	187	
LATICRETE	78 Sterling Silver	



“
Gyliane collection

I LEGNI di MIRAGE

DAYLIGHT NN 01

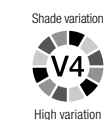
± 9 mm

200×1200 / 8"×48"
NAT SQ / GP SQ

CHEVRON
200×1200 / 8"×48"
NAT

Stucchi consigliati
Recommended grouts

KERAKOLL	06	
MAPEI	110 Manhattan	
LATICRETE	89 Smoke Grey	



± 20 mm °

300×1200 / 12"×48"
RD SQ

“
Noon collection

142
143

02 VINTAGE

EMBER NN 02

± 9 mm




200x1200 / 8"x48"
NAT SQ / GP SQ


CHEVRON
200x1200 / 8"x48"
NAT

± 20 mm  2/e

300x1200 / 12"x48"
RD SQ

Stucchi consigliati
Recommended grouts

KERAKOLL	08	
MAPEI	112 Grigio Medio	
LATICRETE	78 Sterling Silver	



“
Noon collection

I LEGNI di MIRAGE

HONEY NN 03

± 9 mm




200x1200 / 8"x48"
NAT SQ / GP SQ

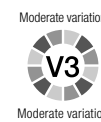
CHEVRON
200x1200 / 8"x48"
NAT

± 20 mm  2/e

300x1200 / 12"x48"
RD SQ

Stucchi consigliati
Recommended grouts

KERAKOLL	09	
MAPEI	113 Grigio Cemento	
LATICRETE	34 Sand Stone	



“
Noon collection

02 VINTAGE

BURNET NN 04


± 9 mm

200x1200 / 8"x48"
NAT SQ / GP SQ

CHEVRON
200x1200 / 8"x48"
NAT

Stucchi consigliati
Recommended grouts

KERAKOLL	11	
MAPEI	114 Antracite	
LATICRETE	45 Raven	



“
Noon collection




CHARCOAL NN 05

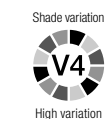
± 9 mm

200x1200 / 8"x48"
NAT SQ / GP SQ

CHEVRON
200x1200 / 8"x48"
NAT

Stucchi consigliati
Recommended grouts

KERAKOLL	11	
MAPEI	114 Antracite	
LATICRETE	45 Raven	



“
Noon collection

02 VINTAGE

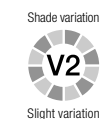
ICEBERG RL 01

± 20 mm  2°

300x1200 / 12"x48"
RD SQ

Stucchi consigliati Recommended grouts

KERAKOLL	06	
MAPEI	110 Manhattan	
LATICRETE	89 Smoke Grey	



“
Rail collection




I LEGNI di MIRAGE

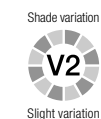
GRAPHITE RL 02

± 20 mm  2°

300x1200 / 12"x48"
RD SQ

Stucchi consigliati Recommended grouts

KERAKOLL	09	
MAPEI	113 Grigio Cemento	
LATICRETE	34 Sand Stone	



“
Noon collection

02 VINTAGE

FADO NA 01


± 20 mm 

600×600 / 24"×24"
RD SQ

300×1200 / 12"×48"
RD SQ

Stucchi consigliati
Recommended grouts

KERAKOLL	08	
MAPEI	112 Grigio Medio	
LATICRETE	78 Sterling Silver	



“
Nau 2.0 collection




INDIE NA 02


± 20 mm 

600×600 / 24"×24"
RD SQ

300×1200 / 12"×48"
RD SQ

Stucchi consigliati
Recommended grouts

KERAKOLL	08	
MAPEI	112 Grigio Medio	
LATICRETE	78 Sterling Silver	



“
Nau 2.0 collection

03 FRAGRANCE




APPLE KO 01

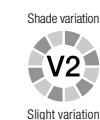
± 9 mm

CHEVRON
200x1200 / 8"x48"
NAT SQ

200x1200 / 8"x48"
NAT SQ

Stucchi consigliati
Recommended grouts

KERAKOLL	07	
MAPEI	111 Grigio Argento	
LATICRETE	88 Silver Shadow	



“
Koru collection

I LEGNI di MIRAGE

PEACH KO 02

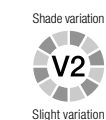
± 9 mm

CHEVRON
200x1200 / 8"x48"
NAT SQ

200x1200 / 8"x48"
NAT SQ

Stucchi consigliati
Recommended grouts

KERAKOLL	06	
MAPEI	110 Manhattan	
LATICRETE	89 Smoke Grey	



“
Koru collection

03 FRAGRANCE




APRICOT KO 03

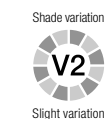
± 9 mm

CHEVRON
200x1200 / 8"x48"
NAT SQ

200x1200 / 8"x48"
NAT SQ

Stucchi consigliati
Recommended grouts

KERAKOLL	06	
MAPEI	110 Manhattan	
LATICRETE	89 Smoke Grey	



“
Koru collection

I LEGNI di MIRAGE




NUT KO 04

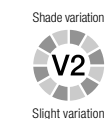
± 9 mm

CHEVRON
200x1200 / 8"x48"
NAT SQ

200x1200 / 8"x48"
NAT SQ

Stucchi consigliati
Recommended grouts

KERAKOLL	09	
MAPEI	113 Grigio Cemento	
LATICRETE	34 Sand Stone	



“
Koru collection

04 SELECT

COPAHU OU 01

± 9 mm

200x1200 / 8"x48"
SP SQ / GP SQ




250x1500 / 10"x60"
SP SQ

300x2400 / 12"x96"
SP SQ

± 20 mm  2/e

300x1200 / 12"x48"
RD SQ

Stucchi consigliati
Recommended grouts

KERAKOLL	44	
MAPEI	111 Grigio Argento	
LATICRETE	17 Marble Beige	

Shade variation



Slight variation

“
Oudh collection

ELEM OU 02

± 9 mm




200x1200 / 8"x48"
SP SQ / GP SQ

250x1500 / 10"x60"
SP SQ

± 20 mm  2/e

300x1200 / 12"x48"
RD SQ

Stucchi consigliati
Recommended grouts

KERAKOLL	26	
MAPEI	112 Grigio Medio	
LATICRETE	24 Natural Grey	

Shade variation



Slight variation

“
Oudh collection

04 SELECT

JINKOH OU 03

± 6 mm

200×2780 / 8"×110"
SP SQ

1200×2780 / 48"×110"
SP SQ

± 9 mm

200×1200 / 8"×48"
SP SQ / GP SQ

200×1800 / 8"×72"
SP SQ

250×1500 / 10"×60"
SP SQ

300×2400 / 12"×96"
SP SQ

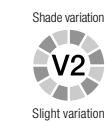
± 20 mm 2/°

300×1200 / 12"×48"
RD SQ

“
Oudh collection

Stucchi consigliati Recommended grouts

KERAKOLL	31	
MAPEI	133	
LATICRETE	40 Latte	



I LEGNI di MIRAGE

PINO OU 04

± 6 mm

200×2780 / 8"×110"
SP SQ

1200×2780 / 48"×110"
SP SQ

± 9 mm

200×1200 / 8"×48"
SP SQ / GP SQ

200×1800 / 8"×72"
SP SQ

250×1500 / 10"×60"
SP SQ




300×2400 / 12"×96"
SP SQ

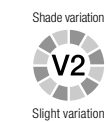
± 20 mm 2/°

300×1200 / 12"×48"
RD SQ

“
Oudh collection

Stucchi consigliati Recommended grouts

KERAKOLL	26	
MAPEI	135	
LATICRETE	56 Desert Khaki	



04 SELECT

LAOS OU 05

± 6 mm

200x2780 / 8"x110"
SP SQ

1200x2780 / 48"x110"
SP SQ

± 9 mm

200x1200 / 8"x48"
SP SQ / GP SQ

200x1800 / 8"x72"
SP SQ

250x1500 / 10"x60"
SP SQ

300x2400 / 12"x96"
SP SQ

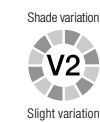
± 20 mm 2/°

300x1200 / 12"x48"
RD SQ

“
Oudh collection

Stucchi consigliati Recommended grouts

KERAKOLL	34	
MAPEI	147	
LATICRETE	30 Sand Beige	



I LEGNI di MIRAGE

LADANO OU 06

± 9 mm

200x1200 / 8"x48"
SP SQ / GP SQ

250x1500 / 10"x60"
SP SQ

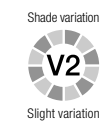
± 20 mm 2/°

300x1200 / 12"x48"
RD SQ

“
Oudh collection

Stucchi consigliati Recommended grouts

KERAKOLL	28	
MAPEI	136	
LATICRETE	35 Mocha	



04 SELECT

CEDRO OU 07

± 9 mm

200×1200 / 8"×48"
SP SQ / GP SQ




250×1500 / 10"×60"
SP SQ

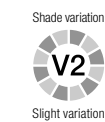
± 20 mm  2/e

300×1200 / 12"×48"
RD SQ

“
Oudh collection

Stucchi consigliati
Recommended grouts

KERAKOLL	26	
MAPEI	134	
LATICRETE	24 Natural Grey	






ARTICO SI 01

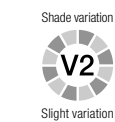
± 9 mm

200×1200 / 8"×48"
NAT SQ

“
Signature collection

Stucchi consigliati
Recommended grouts

KERAKOLL	06	
MAPEI	110 Manhattan	
LATICRETE	89 Smoke Grey	






04 SELECT

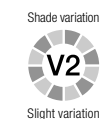
MAGNOLIA
SI 02

± 9 mm

200x1200 / 8"x48"
NAT SQ

Stucchi consigliati
Recommended grouts

KERAKOLL	07	
MAPEI	111 Grigio Argento	
LATICRETE	88 Silver Shadow	



“
Signature collection




I LEGNI di MIRAGE

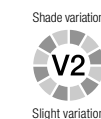
ALPINE
SI 03

± 9 mm

200x1200 / 8"x48"
NAT SQ

Stucchi consigliati
Recommended grouts

KERAKOLL	06	
MAPEI	110 Manhattan	
LATICRETE	89 Smoke Grey	



“
Signature collection




04 SELECT

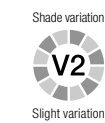
HAVANA SI 04

± 9 mm

200x1200 / 8"x48"
NAT SQ

Stucchi consigliati
Recommended grouts

KERAKOLL	08	
MAPEI	112 Grigio Medio	
LATICRETE	78 Sterling Silver	



“
Signature collection




I LEGNI di MIRAGE

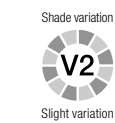
DAKOTA SI 05

± 9 mm

200x1200 / 8"x48"
NAT SQ

Stucchi consigliati
Recommended grouts

KERAKOLL	11	
MAPEI	114 Antracite	
LATICRETE	45 Raven	








“
Signature collection

RIASSUNTIVO FORMATI E IMBALLI

Summary of sizes and packaging | Übersicht über Formate und Verpackungen

Récapitulatif formats et emballages | Sinóptico de formatos y embalajes | 规格和包装概述

		 max. Kg/box	 pcs/box	 sqm/box	 box/pallet	 sqm/pallet
✂ 6 mm						
1200x2780 / 48"x110"	SP	SI PREGA DI FARE RIFERIMENTO AI RIEPILOGATIVI FORMATI E IMBALLI BIG SLABS. PLEASE REFER TO BIG SLABS SUMMARY OF SIZES AND PACKAGING.				
200x2780 / 8"x110"	SP					
✂ 9 mm		Kg/box	pcs/box	sqm/box	box/pallet	sqm/pallet
300x2400 / 12"x96"	SP	SI PREGA DI FARE RIFERIMENTO AI RIEPILOGATIVI FORMATI E IMBALLI BIG SLABS. PLEASE REFER TO BIG SLABS SUMMARY OF SIZES AND PACKAGING.				
200x1800 / 8"x71"	SP					
250x1500 / 10"x60"	SP	23,58	3	1,125	30	33,75
200x1200 / 12"x48"	NAT - SP - GP	30,92	6	1,44	32	46,08
Chevron 200x1200 / 12"x48"	NAT	17,50	4	0,80	40	32,00
100x600 / 4"x24"	SP	14,28	10	0,60	60	36,00
200x200 / 8"x8"	SP	23,54	25	1,00	42	42,00
✂ 20 mm EVO_2/E™		Kg/box	pcs/box	sqm/box	box/pallet	sqm/pallet
300x1200 / 12"x48"	RD	31,25	2	0,72	36	25,92
600x600 / 24"x24"	RD	31,77	2	0,72	30	21,60

ACCORGIMENTI SPECIFICI PER L'APPLICAZIONE DELLE GRANDI LASTRE IN 6 MM DI SPESSORE

Precautions for 6mm big slabs applications / Spezifische Anweisungen zur Nutzung der Grossformate in 6mm

Precautions spécifiques pour la pose des grandes plaques en 6mm d'épaisseur

Precauciones específicas para la aplicacioon de las grandes placas en 6 mm de espesor / 在地板铺设6毫米厚的陶瓷板材的具体措施

6 MM

Mirage® raccomanda l'utilizzo delle grandi lastre in spessore 6 mm per le sole applicazioni in ambito residenziale, commerciale a traffico leggero e comunque in contesti ove non vi sia passaggio di carichi puntuali pesanti o transito di carrelli a ruote dure.

Le lastre a 6mm, grazie al loro spessore ridotto, sono particolarmente indicate per la posa su pavimenti o rivestimenti preesistenti in marmo, pietra naturale, ceramica, senza la necessità di demolire la pavimentazione sottostante. Tale pavimentazione preesistente dovrà però essere planare, stabile, rigida e priva di rotture. In tutti questi casi sarà necessario valutare attentamente, assieme al progettista della pavimentazione, l'idoneità del sottofondo. In caso di dubbio sarà necessario valutare la necessità della demolizione e/o l'utilizzo di spessori tradizionali.

La posa a pavimento su massetto di lastre in 6mm è invece fortemente condizionata dall'esecuzione ottimale dello stesso, dalla sua completa stagionatura, dal rispetto degli opportuni giunti di dilatazione nonché dalla posa a regola d'arte. Pertanto, in questi casi, per maggiore precauzione, Mirage® suggerisce l'utilizzo del gres porcellanato in spessore tradizionale.

In generale, per l'applicazione a pavimento delle lastre in spessore 6mm, l'adesivo (da scegliere insieme al progettista in base alle caratteristiche del cantiere) dovrà essere applicato secondo il metodo della doppia spalmatura, al fine di assicurare la perfetta distribuzione dello stesso e di garantire un'adesione ottimale, evitando la formazione di eventuali vuoti che potrebbero essere causa di rotture.

FR Mirage® recommande l'utilisation au sol de plaques de 6 mm d'épaisseur uniquement pour des applications dans un contexte résidentiel et commercial à faible affluence ainsi que dans des contextes dépourvus de passages de charges ponctuelles lourdes ou de chariots à roues dures.

Les plaques de 6 mm d'épaisseur, grâce à leur épaisseur réduite, sont particulièrement adaptées à une pose sur des sols ou des revêtements préexistants en marbre, en pierre naturelle et en céramique, sans impliquer la démolition de la sous-couche. Cette sous-couche préexistante devra toutefois être plane, stable, rigide et privée de ruptures. Il sera dans tous les cas nécessaire d'évaluer attentivement, avec le concepteur du sol, la conformité de la sous-couche. En cas de doute, il sera nécessaire d'évaluer la nécessité de la démolition et/ou l'utilisation d'épaisseurs traditionnelles.

La pose au sol de plaques de 6 mm sur un fond est, au contraire, fortement conditionnée par l'exécution optimale de celui-ci, par son séchage complet, par le respect des joints de dilatation adaptés ainsi que par la pose à effectuer dans les règles de l'art. Ainsi, dans ce cas, pour plus de précaution, Mirage® suggère l'utilisation du grès cérame dans une épaisseur traditionnelle.

En général, pour l'application au sol des plaques de 6 mm d'épaisseur, l'adhésif (à choisir avec le concepteur en fonction des caractéristiques du chantier) devra être appliqué suivant la méthode du double encollage afin de garantir non seulement la répartition parfaite de ce dernier mais aussi une adhérence optimale, en évitant ainsi la formation de vides éventuels qui pourrait provoquer des ruptures.

EN Mirage® stresses that slabs 6 mm in thickness may only be used as flooring in residential and commercial environments that are subject to light traffic, and furthermore, in contexts where there is no circulation of heavy loads or hard-tyre trolleys.

Thanks to the reduced thickness, the 6 mm slabs are a good solution for laying over pre-existing floors or tiling in marble, natural stone or ceramics, and avoid the necessity of demolishing the underlying floor. Such pre-existing flooring must, however, be even, stable, rigid and without breakages. Even if the floor conforms to all the above conditions, it is still necessary, together with the flooring project manager, to evaluate the suitability of the underlying layer. If there are any doubts, the need for demolition and/or the use of traditional thickness must be evaluated.

Successful laying of 6 mm slabs on a screed depends greatly on the skill with which it is laid, on its being left to cure completely and on the careful calculation of the appropriated junctures for dilation as well as being laid with due expertise. As a result, in these cases, Mirage® recommends the use of a traditional thickness porcelain stoneware.

In general, when laying a floor of 6 mm thick slabs, the adhesive (to be selected together with the project manager based on the characteristics of the construction) must be applied using the double bonding technique, aimed at ensuring the perfect distribution of the adhesive to guarantee the best bond, avoiding the presence of any hollows that could cause breakages.

ES Mirage® recomienda la utilización como pavimento de las placas de 6 mm de espesor solo para aplicaciones en ámbito residencial, en ambientes comerciales con tránsito reducido y, en cualquier caso, en contextos sin el paso de cargas pesadas localizadas o tránsito de carretillas con ruedas duras.

Gracias a su reducido espesor, las placas de 6 mm están especialmente indicadas para la colocación sobre pavimentos o revestimientos preexistentes de mármol, piedra natural o cerámica, sin necesidad de demoler la pavimentación sobre la que se apoya. La pavimentación preexistente deberá ser, de cualquier modo, plana, estable, rígida y sin roturas. En todos estos casos, deberá analizarse atentamente, junto con el proyectista de la pavimentación, si la base es adecuada. En caso de dudas, habrá que considerar si es necesaria la demolición y/o la utilización de espesores tradicionales.

La colocación como pavimento sobre solera de las placas de 6 mm dependerá en gran medida de la óptima ejecución de la misma, de su completo curado, de que se respeten las juntas de dilatación necesarias, así como de una colocación adecuada. Para mayor precaución en estos casos, Mirage® sugiere la utilización del gres porcelánico de espesor tradicional.

En general, para la aplicación como pavimento de las placas de 6 mm espesor, el adhesivo (a elegir junto con el proyectista según las características del lugar de la obra) deberá utilizarse con la técnica del doble encolado, con el fin de garantizar la distribución perfecta del mismo y una óptima adherencia, evitando que se formen posibles vacíos que pudieran ocasionar roturas.

DE Mirage® empfiehlt die Verwendung von Platten mit Stärke 6 mm als Bodenbelag nur für Anwendungen im Privatbereich und in Gewerbe- und Objektbereichen mit geringer Trittbelastung, oder in Bereichen, in denen zumindest keine Rollwagen mit harten Rädern zum Einsatz kommen oder schwere punktuelle Belastungen auftreten.

Die 6 mm starken Platten eignen sich aufgrund ihrer geringen Stärke besonders für die Verlegung auf bestehenden Bodenbelägen oder Wandverkleidungen aus Marmor, Naturstein, Keramik, ohne dass der darunterliegende Belag zuvor entfernt werden muss. Dieser bereits vorhandene Boden muss jedoch eben, stabil, hart und bruchsicher sein. In all diesen Fällen muss die Eignung des Untergrundes gemeinsam mit dem Architekten oder Planer zuvor sorgfältig geprüft werden. Im Zweifelsfall muss die Notwendigkeit einer Entfernung des bestehenden Bodenbelags und/oder die Verwendung herkömmlicher Stärken in Erwägung gezogen werden.

Die Verlegung von 6 mm starken Platten auf Estrich hängt besonders von der optimalen Ausführung des Estrichs selbst, von seiner vollständigen Reifung, der Beachtung der entsprechenden Ausdehnungsfugen sowie der nach den Regeln der Kunst ausgeführten Verlegung ab. Daher empfiehlt Mirage® in diesen Fällen die Verwendung von Feinsteinzeug mit herkömmlicher Stärke.

Im Allgemeinen muss bei der Verlegung von 6 mm starken Platten als Bodenbelag der Klebstoff (der zusammen mit dem Planer nach den Eigenschaften des Verwendungsorts ausgewählt wird) doppelt aufgetragen werden (sowohl auf dem Untergrund als auch auf der Rückseite der Platte), um eine perfekte Verteilung und eine optimale Haftung zu gewährleisten und die Bildung von Hohlräumen zu vermeiden, die zu Bruch führen könnten.

中國 Mirage®建议仅在住宅、人流量低的商业环境以及任何没有重负荷或硬轮手推车通过的环境中，铺设厚度为 6 毫米的地板专用陶瓷板材。

这些6毫米厚的陶瓷板材，由于厚度减小，特别适合直接铺设在现有大理石、天然石材和陶瓷地砖或墙砖上面，而无需拆除下面的现有铺设地板。不过，这些现有的铺设地板必须是平坦、稳定、刚性并且没有破损。在所有这些情况下，必须与地板设计师一起仔细评估地基的适合性。如有疑问，必须评估是否需要拆除和/或使用传统厚度的地砖。

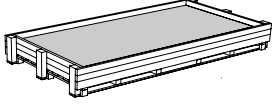
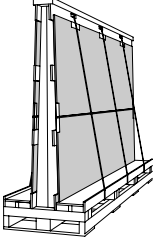
在找平层上铺设6毫米厚的陶瓷板材，则很大程度上受到找平层是否施工良好、是否完全干固、是否留有适当的伸缩缝以及是否按照标准完美铺设等方面的限制。因此，在这些情况下，为了谨慎起见，Mirage®建议使用传统厚度的瓷质砖。

通常，在地板上铺设6毫米厚的陶瓷板材时，必须根据双层涂抹方法来涂抹粘合剂（与设计师一起根据场地的特性而选择），以确保其涂抹完美、均匀，并保证最佳附着，避免形成任何可能导致破裂的空隙

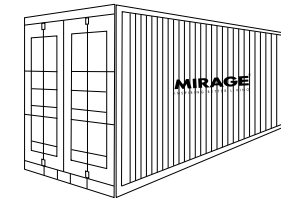
RIASSUNTIVO FORMATI E IMBALLI

Summary of sizes and packaging / Übersicht über Formate und Verpackungen
Récapitulatif formats et emballages / Sinóptico de formatos y embalajes / 规格和包装概述

BIG SIZES - 300x2400 / 200x2780 / 1200x2780

						
Imballo / Packaging	Cassa 1200x2400: Ingombro: 268x135,6x35,8 cm Peso: 82 kg Crate 1200x2400: Overall dimensions: 268x135,6x35,8 cm Weight: 82 kg	Cassa 1200x2780: Ingombro: 291,6x144,5x33,8 cm Peso: 88 kg Crate 1200x2780: Overall dimensions: 291,6x144,5x33,8 cm Weight: 88 kg	Cassa Leggera 1200x2780: Ingombro: 290x145x24 cm Crate Light 1200x2780: Overall dimensions: 290x145x24 cm		Cavalletto da 42 lastre Ingombro: 290x75x159 cm Peso: 120 kg Stand containing 42 slabs Overall dimensions: 290x75x159 cm Weight: 120 kg	
Formato / Dimension	300x2400x9	200x2780x6	1200x2780x6	200x2780x6	1200x2780x6	
Kg pezzo / Kg piece	-	8,26	50	8,26	50	50
Pezzi / Pieces	64	6	18	6	7	42
Scatole / Boxes	16	18	-	5	-	-
Mq / Sqm	46,08	60,05	60,05	16,68	23,35	140,11
Kg / Kg	-	892,08	892,08	247,80	350	2220
Tipo imballo / Type of packaging	-	-	-	-	-	-
Note / Notes	Carico su camion: - sovrapponibilità max. su camion n.5 casse; - max. 20 casse su camion (5 spazi) compatibilmente con i limiti di peso totale; - possibilità di affiancare a ciascuna pila nr. 2 europallet; Loading on truck: - stacks of no more than 5 crates; - max. 20 crates per truck (5 spaces) in accordance with the total weight limits; - possibility to place 2 europallets adjacent to each stack;	Carico su camion: - sovrapponibilità max. su camion n.5 casse; - max. 20 casse su camion (5 spazi) compatibilmente con i limiti di peso totale; - possibilità di affiancare a ciascuna pila nr. 2 europallet; Loading on truck: - stacks of no more than 5 crates; - max. 20 crates per truck (5 spaces) in accordance with the total weight limits; - possibility to place 2 europallets adjacent to each stack;	-	-	Carico su camion: - max. 12 cavalletti su camion (12 spazi) compatibilmente con i limiti di peso totale; Loading on truck: - max. 12 stands per truck (12 spaces) in accordance with the total weight limits;	

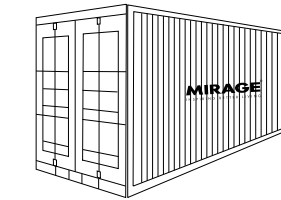
BIG SIZES - 1200x2780



CONTAINER 20 PIEDI
20' CONTAINER - 5,90 x 2,32 x 2,35(h) m

Full 1200x2780 nr. 6 cavalletti/stands 1200x2780


Full 1200x2780 nr. 11 casse/crates 1200x2780 + 2 cavalletti/stands 1200x2780



CONTAINER 40 PIEDI
40' CONTAINER - 11,90 x 2,32 x 2,35(h) m

Full 1200x2780 nr. 12 cavalletti/stands 1200x2780

Full 1200x2780 nr. 21 casse/crates 1200x2780 + 4 cavalletti/stands 1200x2780



CAMION, PESO MASSIMO CARICABILE
TRUCK, MAXIMUM LOADABLE WEIGHT - 30 TON.

Full 1200x2780 nr. 20 casse/crates 1200x2780

Il calcolo deve tenere conto del peso (in modo da non eccedere i limiti di portata). - The quantities loaded must take into account the weight (in order not to exceed the maximum weight limits).

GRES PORCELLANATO MIRAGE®

Mirage® porcelain stoneware
















Mirage®-Feinsteinzeug

Grès cérame Mirage®

Gres porcelánico Mirage®

Mirage® 炻瓷砖

STANDARD EN 14411 - G

	CARATTERISTICHE TECNICHE TECHNICAL DATA TECHNISCHE DATEN CARACTERISTIQUES TECHNIQUES CARACTERÍSTICAS TÉCNICAS 技术特征	NORMA STANDARD NORME NORMA 标准	VALORI PRESCRITTI DALLE NORME EN 14411 - G INTERNATIONAL STANDARDS EN 14411 - G INTERNATIONALE NORMWERTE EN 14411 - G VALEURS PREVUES PAR LES NORMES EN 14411 - G VALORES PREVISTOS POR LAS NORMAS EN 14411 - G EN 14411 - G标准规定值	*VALORE MEDIO MIRAGE MIRAGE AVERAGE VALUE MIRAGE MITTELWERT VALEURS MOYEN MIRAGE VALOR MEDIO MIRAGE MIRAGE平均值
	CARATTERISTICHE DIMENSIONALI - SIZE CHARACTERISTICS MASSEIGENSCHAFTEN DETERMINATION DES CARACTERISTIQUES DIMENSIONELLES - CARACTERÍSTICAS DIMENSIONALES - 尺寸特征			
	LATI SIDES - SEITEN COTES - CANTOS 侧边	EN ISO 10545-2	± 0,3% MAX (± 1,0 mm MAX)	CONFORME COMPLYING
	SPESORE THICKNESS - DICKE EPAISSEUR - ESPESOR 厚度	EN ISO 10545-2	± 5,0% MAX (± 0,5 mm MAX)	CONFORME COMPLYING
	RETTILINEITÀ DEGLI SPIGOLI STRAIGHTNESS OF SIDES - GERADLINIGKEIT DER KANTEN RECTITUDE DES ARETES - RECTITUD DE LOS CANTOS 边角平直度	EN ISO 10545-2	± 0,3% MAX (± 0,8 mm MAX)	CONFORME COMPLYING
	ORTOGONALITÀ RECTANGULARITY - RECHTWINKLIGKEIT PERPENDICULARITÉ - ORTOGONALIDAD 直角度	EN ISO 10545-2	± 0,3% MAX (± 1,5 mm MAX)	CONFORME COMPLYING
	PLANARITÀ SURFACE FLATNESS - EBENFLÄCHIGKEIT PLANEITE DE SURFACE - PLANEIDAD 平整度	EN ISO 10545-2	± 0,4% MAX (± 1,8 mm MAX)	CONFORME COMPLYING
	ASSORBIMENTO D'ACQUA WATER ABSORPTION - WASSERAUFNAHME ABSORPTION D'EAU - ABSORCIÓN DE AGUA 吸水率	EN ISO 10545-3	≤ 0,5%	≤ 0,1%
	RESISTENZA ALLA FLESSIONE FLEXION RESISTANCE - BIEGEFESTIGKEIT RESISTANCE A LA FLEXION - RESISTENCIA A LA FLEXIÓN 抗弯强度	EN ISO 10545-4	S ≥ 700 N (< 7,5 mm) S ≥ 1.300 N (> 7,5 mm) R ≥ 35 N/mm².	±6 mm: S≥1100N R≥48 N/mm² ±9 mm: S≥2400N R≥48 N/mm² ±12 mm: S≥4.000N R≥48 N/mm² ±20 mm: S≥12.500N R≥48 N/mm²
	RESISTENZA ALL'URTO IMPACT RESISTANCE - STOSSFESTIGKEIT RESISTANCE AUX CHOCS - RESISTENCIA A LOS GOLPES 抗冲击强度	EN ISO 10545-5	VALORE DICHIARATO DECLARED VALUE	> 0,80
	RESISTENZA ALL'ABRAZIONE ABRASION RESISTANCE - ABRIEBFESTIGKEIT RESISTANCE A L'ABRASION - RESISTENCIA A LA ABRASIÓN 耐磨强度	EN ISO 10545-6	≤ 175 mm³	< 150 mm³
	COEFFICIENTE DI DILATAZIONE TERMICA LINEARE COEFFICIENT OF LINEAR THERMAL-EXPANSION - LINEARER WÄRMEAUDEHNUNGSKOEFFIZIENT COEFFICIENT DE DILATATION THERMIQUE LINEAIRE - COEFICIENTE DE DILATACIÓN TÉRMICA LINEAL 线性热膨胀系数	EN ISO 10545-8	—	α=6,5x10 ⁻⁶ °C ⁻¹
	RESISTENZA AGLI SBALZI TERMICI RESISTANCE TO THERMAL SHOCKS - BESTÄNDIGKEIT GEGEN TEMPERATURSCHWANKUNGEN RESISTANCE AUX CHOCS THERMIQUES - RESISTENCIA A LOS CHOQUES TÉRMICOS 耐热突变性	EN ISO 10545-9	TEST SUPERATO SECONDO EN ISO 10545-1 PASS ACCORDING EN ISO 10545-1	NESSUN DANNO NO DAMAGE
	RESISTENZA AL GELO FROST RESISTANCE - FROSTBESTÄNDIGKEIT RESISTANCE AU GEL - RESISTENCIA AL HIELO 耐冻性	EN ISO 10545-12	TEST SUPERATO SECONDO EN ISO 10545-1 PASS ACCORDING EN ISO 10545-1	NESSUN DANNO NO DAMAGE
	RESISTENZA ALL'ATTACCO CHIMICO RESISTANCE TO CHEMICALS - CHEMIKALIENBESTÄNDIGKEIT RESISTANCE A L'ATTAQUE CHIMIQUE - RESISTENCIA QUÍMICA 耐化学品作用	EN ISO 10545-13	B MIN.	A LA HA
	RESISTENZA ALLE MACCHIE RESISTANCE TO STAINS - FLECKENBESTÄNDIGKEIT RESISTANCE AUX TACHES - RESISTENCIA A LAS MANCHAS 防污性	EN ISO 10545-14	VALORE DICHIARATO DECLARED VALUE	5
	CESSIONE DI PIOMBO E CADMIO LEAD AND CADMIUM DISCHARGE - ABGABE VON BLEI UND CADMIUM PERTE DE PLOMB ET CADMIUM - CESIÓN DE PLOMO Y CADMIO 铅和镉的排放	EN ISO 10545-15	VALORE DICHIARATO DECLARED VALUE	< AL LIMITE DI RILEVAMENTO < THAN INSTRUMENT LIMIT

Per i certificati specifici, contattare Mirage SpA

For specific certificates, please contact Mirage SpA
Für die speziellen Zertifikate wenden Sie sich bitte an Mirage SpA
Pour les certificats spécifiques, veuillez contacter Mirage SpA
Para los certificados específicos, contactar Mirage SpA
关于具体的证书, 请联系Mirage SPA公司

I LEGNI di MIRAGE

INSPIRING BETTER LIVING



MIRAGE[®]
INSPIRING BETTER LIVING

Mirage Granito Ceramico S.p.a.

Uffici e Stabilimento

41026 - Pavullo (MO) ITALY

Via Giardini Nord, 225

Tel. +39 0536 29611

www.mirage.it



Ceramics of Italy



Mirage.it



Mirageit