


CLOSETMAID®



SHELFTRACK® EVO

SHELFTRACK EVO®


ClosetMaid's popular ShelfTrack system has been redesigned with enhancements, creating ShelfTrack EVO. The adjustable system meets a range of organizational needs and is an affordable option for builders to offer customers.



RIGHT: SHELFTRACK EVO IN WHITE




Available Finishes



WHITE



MOUNTAIN ASH



GOLDEN OAK



FROSTED BIRCH

**Some variants may be present.*

EVERYTHING YOU LOVE ABOUT SHELFTRACK JUST GOT BETTER

When style, flexibility and affordability are critical, builders choose ShelfTrack® EVO—ClosetMaid's premium adjustable system engineered for both the homeowner and builder. With re-engineered hardware, premium melamine shelving and quick-install accessories, ShelfTrack EVO gives professionals in the industry a fast, easy-to-install solution that provides the style and flexibility today's homeowners crave at a mid-level price point.

- Fast and easy to install.**
- Durable melamine shelving.**
- Enhanced adjustable hardware.**
- Elegant accessories.**

RIGHT: SHELFTRACK EVO IN WHITE WITH TRADITIONAL DRAWER FRONTS



DESIGNED FOR HOMEOWNERS, ENGINEERED FOR PROFESSIONALS

ShelfTrack EVO evolves ShelfTrack shelving and hardware components to make professional installation a fluid process. Shelving comes pre edge-banded in a wide variety of precut sizes for less cutting on the job site. EVO's re-engineered hang track has more horizontal slots to make securing it to studs quick and easy. And every bracket comes with preloaded screws for seamless builds. Fewer cuts and touches means valuable time saved.

Key Benefits

- Faster, easier installation than classic Shelf Track
- Expanded offering of precut sizes
- Pre-edge banded shelving on three sides
- New hang track with more horizontal slots
- Flexible design configurations
- Easily expanded or customized
- Single and double drawer kits available
- Angled shoe shelf kits
- Meets ADA requirements for adjustable systems



GIVES 'ADJUSTABLE' NEW MEANING

Both efficient and stylish, ShelfTrack EVO's common-sized components allow for system modularity, which means it can be customized or re-configured at every stage of a project. With a wide range of durable melamine shelving sizes and easy-to-adjust hardware, a ShelfTrack EVO organization system can be easily configured, adapted, expanded or moved to meet the customer's needs before, during and after installation.

Key Features

- Cross compatible with existing ShelfTrack*
- Adjustable shelving system
- Variety of shelving sizes
- Combines wire and wood components
- Premium materials and finishes
- Re-engineered hardware components
- Fewer standards needed to support add-ons

TOP: SHELFTRACK EVO IN MOUNTAIN ASH WITH MODERN DRAWER FRONTS
BOTTOM RIGHT: SHELFTRACK EVO IN FROSTED BRICH WITH MODERN DRAWER FRONTS
BOTTOM LEFT: SHELFTRACK EVO IN GOLDEN OAK WITH MODERN DRAWER FRONTS

*EXCLUDES USE OF EXISTING STANDARDS ON NEW HANGTRACK

One system, Complete Organization

Anywhere organization is needed, ShelfTrack EVO has the answer. It's a full-range system with a variety of sizes, customizations, add-ons and upgrades. ShelfTrack EVO provides quality organization at an affordable cost in any style home or application. Use it for walk-ins, reach-ins, coat closets, pantries, laundry rooms, and more.

KEY MARKETS

Single-Family

Can be fitted to the needs of the whole family – from parents to teens to children.

Multi-Family

Creates efficiencies by accommodating a variety of spaces and tenants.

Hospitality

Provides a more efficient product at an affordable price. And with its design chosen by consumers, it's as stylish as it is efficient.

Senior Living

Customizable to meet the specific needs of seniors. Meets ADA requirements and can be adjusted over time for continued independence.

Home Remodel

Configurable to any room or space. From closets to laundry rooms—build quality organization into any budget.



TOP RIGHT: SHELFTRACK EVO WITH MODERN DRAWER FRONTS

BOTTOM RIGHT: SHELFTRACK EVO PANTRY CONFIGURATION

Components, accessories & customizations

ShelfTrack EVO is an enhanced system with all the pieces you need to construct organization that exceeds any project's specifications.

All existing ShelfTrack system components (excluding existing hang track) are cross compatible with ShelfTrack EVO system hardware.

Solid shelving

Moisture-resistant, 5/8 in., durable melamine shelving for a premium, modern look.

- Available in 12 in. (nominal dimension) and 14 and 16 in. (true dimensions) depths
- Precut nominal widths (24 in., 30 in., 36 in., 48 in., 60 in., 72 in. and 96 in.)
- Pre-edge banded on front and two sides
- White, Mountain Ash, Golden Oak and Frosted Birch

SHELF FINISHING SOLUTIONS

- Edge Band Strips with strong adhesive cover an exposed shelf edge after cutting
 - Available in 12 in. (nominal dimension) and 14 and 16 in. (true dimensions) depths
- Shelf End Caps cover an exposed shelf edge with a secure press fit
 - Available in 12 in. (nominal dimension) and 14 and 16 in. (true dimensions) depths
 - White and Chrome finishes



SHELFTRACK EVO WITH TRADITIONAL DRAWER FRONTS



Hardware

1. NEW HANG TRACK WITH COVER
2. NEW HANG TRACK (WITHOUT COVER)
3. VERTICAL STANDARDS
4. SHELF BRACKET
5. FRONT ANCHOR SCREW ASSEMBLY
6. HANG ROD BRACKET WITH POLE CUP
7. BACK ANCHOR SCREW ASSEMBLY

ABOVE: SHELFTRACK EVO WITH MODERN DRAWER FRONTS

Hang Track

A new hang track engineered for strength and ease with more horizontal slots for securing to studs.

- Quick-align horizontal slots
- Rated for stud & drywall mounting
- Sizes match shelf and hang rod sizes
- Available in nominal sizes: 24 in., 30 in., 36 in., 48 in., 60 in., 72 in. and 96 in.
- White and Bronze finishes

NEW hang track Cover to cover slots and screws for a more aesthetically pleasing appearance. Sold separately.

Vertical Standards

ShelfTrack EVO standards can be used on both new and existing “classic” hang track notches.

- Fits ShelfTrack EVO and Original ShelfTrack hang track
- Slide together to quickly align brackets for fast installation
- Available in nominal sizes: 12 in., 24 in., 30 in., 48 in., 60 in., 72 in. and 84 in.
- White and Bronze finishes



Existing ShelfTrack components are compatible with ShelfTrack Evo

Brackets

ShelfTrack EVO re-engineered bracket options offer enhanced durability, security and convenience. **Coming soon:** new wire shelf support brackets.

SHELF BRACKET

- Includes pre-loaded screws for fast installation
- Includes brackets in 10.5 in., 12.5 in. or 14.5 in. depths to accommodate 5/8 in. or 3/4 in. wood or standard wire shelving
- Available with or without hang rod slots
- White and Bronze finishes

HANG ROD BRACKET WITH POLE CUP

- Adds hanging organization to any closet
- Patented secure snap fitment in to shelf bracket
- Hang rods snap firmly in place
- Pole cup comes pre-attached, accommodates 1 in. diameter rod
- White and Bronze finishes

HANG RODS & HANG ROD END CAPS

- Accommodates 1 in. diameter rods
- Hang rods are pre-cut to reduce installation time
- Available in nominal sizes: 24 in., 30 in., 36 in., 48 in., 60 in. 72 in. and 96 in.
- Add-on: premium metal end caps
- White, Bronze and Chrome finishes



New drawer brackets allow for single standard Drawer Kit installations—which means extra savings on material costs

ACCESSORIES

The right accessories help you take customization to the next level. ShelfTrack EVO has the add-on accessories that appeal to your customers' needs.

DRAWER KITS

All-new Single and Double Drawer Kits come in Modern and/or Traditional styles in 24 in. widths. New Drawer Kit brackets allow for mounting drawers side-by-side while sharing the same vertical standard.

- Drawer Kit Hardware allows for single standard installation in a wide variety of installations, reducing system installed price
- All hardware for assembly and installation included
- White brackets and Brushed Nickel handles
- Bronze brackets and Bronze handles

SINGLE DRAWER
MODERN KIT
21.92"W X 10.79"H



2 DRAWER
MODERN KIT
21.92"W X 20.91"H



SINGLE DRAWER
TRADITIONAL KIT
21.92"W X 10.79"H



2 DRAWER
TRADITIONAL KIT
21.92"W X 20.91"H



ANGLED SHOE SHELF KITS

- Pre-installed adhesive strips on brackets and pre-drilled shoe rail holes for fast assembly
- Chrome or Bronze shoe fences hold shoes on angled shelves
- Standard kit available in 14 in. depth
- Pre-edge banded on three sides
- Kits include shelf, rail, support brackets, adhesive strips and installation hardware for 24 in., 30 in., 36 in., 48 in., 72 in. widths



SHELFTRACK EVO DRAWER KIT AND ANGLED SHOE SHELF



24" SHOE SHELF KIT
(24") 24"W X 14"D SHOE SHELF (5/8")



30" SHOE SHELF KIT
(30") 29.75"W X 14"D SHOE SHELF (5/8")



36" SHOE SHELF KIT
(36") 35.5"W X 14"D SHOE SHELF (5/8")



48" SHOE SHELF KIT
(48") 47.00"W X 14"D SHOE SHELF (5/8")



72" SHOE SHELF KIT
(72") 70.00"W X 14"D SHOE SHELF (5/8")

Make every project a
SUCCESS

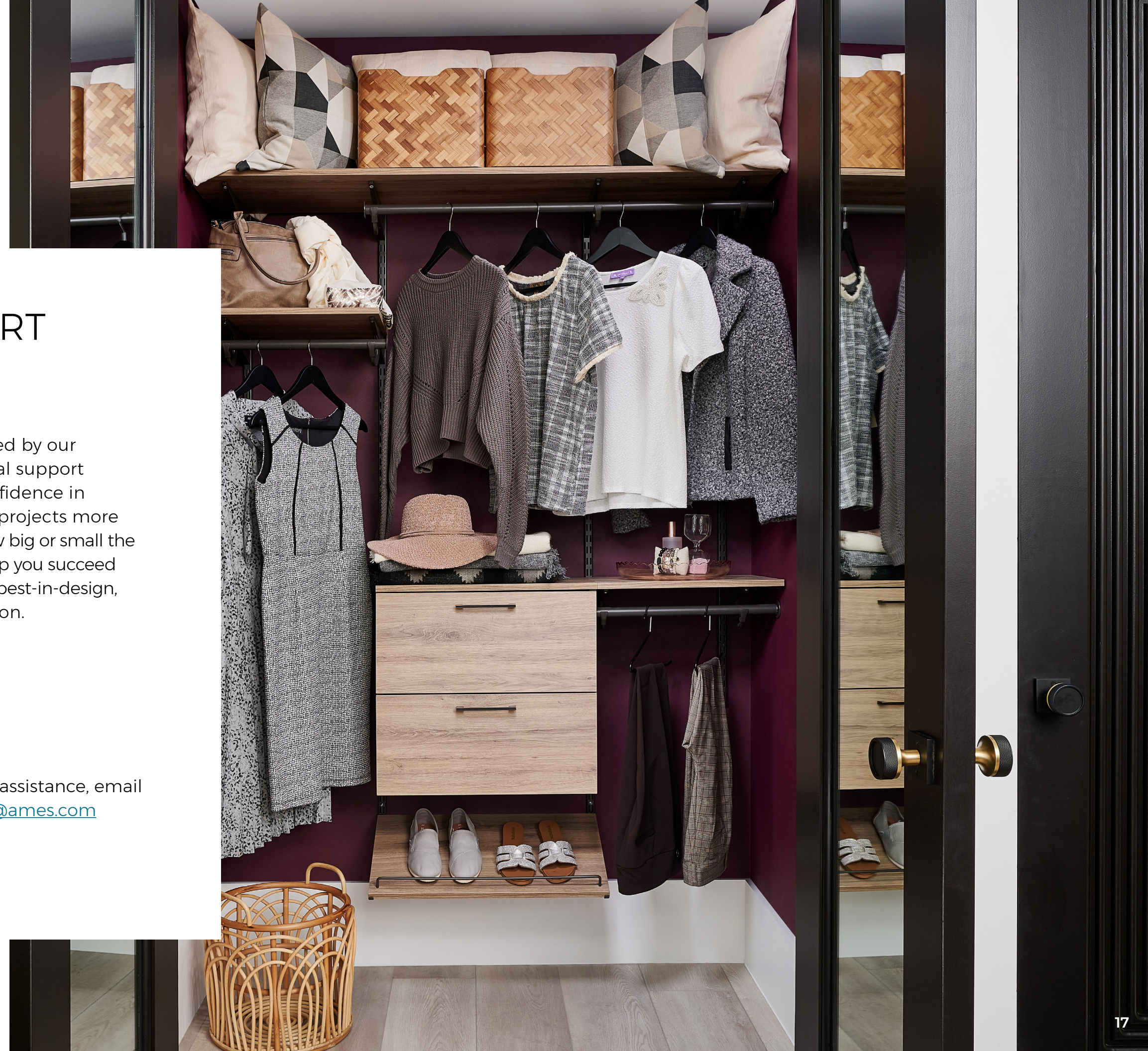
WE SUPPORT OUR PROS

ShelfTrack EVO is backed by our outstanding professional support services to give you confidence in the product and make projects more profitable. No matter how big or small the project, we're here to help you succeed in building high-quality, best-in-design, personalized organization.

Contact Us

We're here to help.

For design services and assistance, email your request to: design@ames.com



RIGHT: SHELFTRACK EVO IN GOLDEN OAK WITH
MODERN DRAWER FRONTS



WALK-IN CLOSET FEATURING SHELFTRACK EVO IN WHITE WITH TRADITIONAL DRAWER BOXES AND SHOE SHELVES.

Follow Us to Get Inspired:
@closetmaid

Toll Free:
1.800.221.0641

Email:
pro@ames.com

Pros:
closetmaidpro.com

Homeowners:
customclosetmaid.com



13485 Veterans Way, Suite 200, Orlando, Florida 32827

Toll - Free # 1-800-221-0641

www.closetmaidpro.com

© 2022 ClosetMaid LLC

