







30-59	PROJECTOR
60-179	DOWNLICO
180-225	SURFACE
226-257	SUSPENDED
258-303	SYSTEMS
304-317	LED STRIPES & PROFILES
318-323	CONNECTIVITY (Dali / Casambi)
324-325	Drivers

# RS GHTS ED




## Projectors

---



**p.43** Fost  
Track



**p.33** Target

## Downlights

---



**p.93** Colin



**p.115** Croc



**p.63** Deep



**p.125** Fost  
Pulldown



**p.107** Optic



**p.167** Podium



**p.145** Teide



**p.79** Troop



**p.157** Tulipa



**p.135** Uno

## Surface

---



**p.203** Domio



**p.193** Fost Ceiling



**p.183** Fost Surface



**p.215** Podium Surface

## Suspended

---



**p.239** Fonovia  
by FaroLab



**p.247** Fost  
Pendant



**p.229** Mute  
by Nahrang

## Systems

---



**p.261** Neso



**p.281** Via  
Evolution

## Ledstrip

---



**p.307** Ledstrip

Faro Barcelona is a conscious and inspiring brand.

We believe in the power of enthusiasm to move forward and surf the waves the best way we know while enjoying the process and radiating light around us.

We celebrate 75 years of light.

Faro Barcelona es una marca consciente e inspiradora.

Creemos en el poder de la ilusión y el entusiasmo para avanzar y surfear las olas de la mejor forma que sabemos hacerlo, disfrutando del proceso e irradiando luz a nuestro alrededor. Celebramos 75 años de luz.

A BRAND  
WITH SOUL



**Xavier Martin**  
CEO

**Carlos López**  
Chairman





The creativity, ingenuity and design of Faro Barcelona are at the heart of the cities of Barcelona and Madrid. Spaces where you can experience the brand and share our vision of design and lighting.

# SHOWROOM

La creatividad, el ingenio y el diseño de Faro Barcelona están el corazón de las ciudades Barcelona y Madrid. Espacios donde vivir la marca y compartir nuestra visión del diseño y la iluminación.

Our purpose is to contribute to the wellbeing of people and our environment. Our sustainability journey focuses on two main objectives: reducing our negative impact on the planet and maximising our positive social impact.

Nuestro propósito es contribuir al bienestar de las personas y de nuestro entorno. Nuestro camino hacia la sostenibilidad se centra en dos grandes objetivos: reducir nuestro impacto negativo en el planeta y maximizar nuestro impacto social positivo.

SUSTAINABILITY

# LIGHT THE WORLD



Discover more  
Descubre mas

# PEOPLE

## The value of a great team

At Faro Barcelona, sustainability starts from the inside, taking care of the well-being and personal growth of our team.

## Equality and diversity

At Faro Barcelona all people are great and equal, whatever their gender, age, religion or sexual orientation. Women, as well as men, play an important role: 76% of our team and 49% of our leaders are women.



## Community support

For over a decade, we have been collaborating in social projects of foundations such as Caritas or Royal Mc Donalds, providing our help to ensure a better quality of life for the people helped by these organisations. Since 2008, we have had our own social project with Hook; for every light sold, we feed a child in Africa. We have managed to help 471 children.

## Supporting new talent

We collaborate with universities and design schools to help new talents emerge into their professional development. Projects such as Reborn, a second life for waste (La Llotja), Design Make It with 3D printing (CIM UPC), are some of the collaborations we have carried out.

## Social innovation

We take part in disruptive social innovation research and develop products and services that solve social problems such as the ageing of the population. We have a positive impact on people's quality of life, contributing to their well-being and comfort through quality, accessible and sustainable lighting and design.



## El valor de un gran equipo humano

En Faro Barcelona la sostenibilidad empieza en el interior, cuidando el bienestar y crecimiento personal de nuestro equipo.

## Igualdad y diversidad

En Faro Barcelona todas las personas son grandes e iguales, sean del género, edad, religión u orientación sexual que sean. La mujer, igual que el hombre, desempeña un papel importante: el 76% de nuestro equipo y el 49% de nuestros líderes son mujeres.

## Apoyo a la comunidad

Llevamos más de una década colaborando en proyectos sociales de fundaciones como Cáritas o Royal Mc Donalds aportando nuestra ayuda para garantizar una mejor calidad de vida de las personas que ayudan estas organizaciones. Desde 2008, tenemos nuestro propio proyecto social con Hook, por cada luminaria vendida alimentamos a un niño en África. Hemos logrado ayudar a 471 niños.

## Apoyo a los nuevos talentos

Colaboramos con universidades y centros de diseño para ayudar a los nuevos talentos en su desarrollo profesional. Proyectos como Reborn, una segunda vida para los desechos (La Llotja), Diseño Make It con impresión 3D (CIM UPC), son algunas de las colaboraciones que hemos realizado.

## Innovación social

Participamos en investigaciones de innovación social disruptiva y desarrollamos productos y servicios que resuelven problemáticas sociales como el envejecimiento de la población. Impactamos positivamente en la calidad de vida de las personas, contribuyendo a su bienestar y confort a través de la iluminación y el diseño de calidad, accesible y sostenible.



# PLANET

## Sustainable packaging

At Faro Barcelona, we have a sustainable packaging decalogue. Our packaging is made of recycled cardboard boxes printed in one ink and without staples to ease the disassembly and the right recycling. We have eliminated single-use plastics and replaced them with recyclable paper bags and we use recycled cardboard shavings to protect the product during transport in 60% of our shipments. All our packaging meets Drop Test ISTA-2C quality standards to ensure products arrive in perfect condition.



## More sustainable logistics and transport

We have optimised the packaging size of each product to reduce the amount of packaging material and the carbon footprint of transport. FMCG products are transported in stacks, which means a greatly reduced carbon footprint. We have opened a new logistics centre in China to supply our Asia-Oceania market in a more sustainable way and reduce carbon emissions from transport.

## Sustainable workspaces

We use green electricity in our offices. We produce 70% of the energy we consume with our own photovoltaic installation, ensuring that the energy is from renewable sources. In addition, our headquarters are designed to maximise the use of solar energy and natural light.

## Supporting new talent Team committed to sustainability

At Faro Barcelona we have an internal sustainability committee that promotes different sustainability actions and monitors them.



## Embalaje sostenible

En Faro Barcelona disponemos del decálogo de embalaje sostenible. Nuestros embalajes son cajas de cartón reciclado impresas a una sola tinta y sin grapas para facilitar así el desmontaje y su correcto reciclaje. Hemos eliminado los plásticos de un solo uso y sustituido por bolsas de papel reciclable y utilizamos virutas de cartón reciclado para la protección del producto durante el transporte en el 60% de nuestros envíos. Todos nuestros embalajes cumplen los estándares de calidad de Drop Test ISTA-2C para asegurar que los productos lleguen en perfecto estado.

## Logística y transporte más sostenible

Hemos optimizado el tamaño del embalaje de cada producto para reducir la cantidad de material de embalaje y la emisión de carbono derivado del transporte. Los productos de gran consumo se transportan apilados, lo que implica una gran reducción de huella de carbono. Hemos abierto un nuevo centro logístico en China para abastecer a nuestro mercado Asia-Oceania de una forma más sostenible y reduciendo las emisiones de carbono derivadas del transporte.

## Espacios de trabajo sostenibles

En nuestras oficinas utilizamos energía eléctrica verde. Producimos un 70% de la energía que consumimos con nuestra propia instalación fotovoltaica, asegurando que la energía es de fuente renovable. Además, nuestra sede cuenta con un diseño pensado para el máximo aprovechamiento de la energía solar y la luz natural.

## Equipo comprometido con la sostenibilidad

En Faro Barcelona contamos con un comité de sostenibilidad interno que promueve diferentes acciones de sostenibilidad y realiza su seguimiento.



# PRODUCT



## Sustainability from conceptualisation

In our eco-design decalogue we set out the main guidelines we follow to make our designs more sustainable. We work with external consultants to reduce the environmental impact of our production processes, guaranteeing the quality and safety of our products. We are training our design team in circular design techniques for the more sustainable development of all our products.

## A longer useful life

We work to design timeless, repairable and long-lasting products in order to reduce their environmental impact. We research new methods to ensure that our designs last longer, are easier to repair and recycle.

## Standardisation and

## modularity

We work on the standardisation of components for a more efficient use of resources and more sustainable production. We develop modular collections that allow us greater versatility and more efficient logistics and transport.

## More sustainable processes and materials

One of the major challenges towards a more sustainable production is the choice of materials as it represents more than 70% of the product's carbon footprint. The use of recycled materials or materials with a lower environmental impact, the implementation of new techniques and the reduction of the number of materials used, help us to achieve more sustainable manufacturing. Control of the supply chain

## We share our sustainability vision and commitments

with all our suppliers. We, therefore have a supplier code of conduct to ensure a more sustainable supply chain.

## Sostenibilidad desde la conceptualización

En nuestro decálogo de eco-diseño recogemos las principales directrices que seguimos para que nuestros diseños sean más sostenibles. Trabajamos con asesorías externas para reducir el impacto ambiental de nuestros procesos productivos, garantizando la calidad y seguridad de nuestros productos. Estamos formando a nuestro equipo de diseño en técnicas de diseño circular para el desarrollo más sostenible de todos nuestros productos.

## Una mayor vida útil

Trabajamos en el diseño de productos atemporales, reparables y duraderos con el fin de reducir su impacto medioambiental. Investigamos nuevos métodos para garantizar que nuestros diseños sean más duraderos, fáciles de reparar y de reciclar.

## Estandarización y modularidad

Trabajamos en la estandarización de componentes para un uso más eficiente de los recursos y una producción más sostenible. Desarrollamos colecciones modulares que nos permiten mayor versatilidad y una logística y transporte más eficientes.

## Procesos y materiales más sostenibles

Uno de los grandes retos hacia una producción más sostenible es la elección de los materiales ya que representa más del 70% de la huella de carbono del producto. El uso de materiales reciclados o con menor impacto ambiental, la implementación de nuevas técnicas y la reducción del número de materiales usados, nos ayuda a conseguir una fabricación más sostenible.

## Control de la cadena de suministro

Compartimos nuestra visión y compromisos de sostenibilidad con todos nuestros proveedores. Por ello, disponemos del código de conducta de proveedores para garantizar una cadena de suministro más sostenible.



QUALITY



INNOVATION



WARRANTY



At Faro Barcelona we control the quality of our products and services at all stages: from conception and design to functionality and reliability tests. We have implemented a quality management system based on ISO9001. Legislative compliance with safety regulations under EN60598 and ERP energy efficiency regulations. We work with leading brands of components, equipment and optics (Tridonic, TCI, Vossloh, Osram, Citizen, CREE, Bridgelux, LEDil). All our products are guaranteed for 5 years and are assembled at our headquarters.



En Faro Barcelona controlamos la calidad de nuestros productos y servicios en todas las fases: desde la concepción y el diseño hasta los ensayos de funcionalidad y fiabilidad. Hemos implementado un sistema de gestión de calidad basado en la ISO9001. Cumplimiento legislativo de las normativas de seguridad bajo la EN60598 y la normativa de eficiencia energética ERP. Trabajamos con las primeras marcas de componentes, equipos y ópticas (Tridonic, TCI, Vossloh, Osram, Citizen, CREE, Bridgelux, LEDil) Todos nuestros productos tienen una garantía de 5 años y son ensamblados en nuestra sede.

**Assistance during installation**  
Acompañamiento  
en instalación y obra

**Consultancy and Advice**  
Consultoría y Asesoramiento

**Product  
customisation**  
Personalización  
de productos

**Lighting  
projects**

**Lighting  
calculations**  
Cálculos  
lumínicos

**Digital documentation: Dialux  
(ULD, IES, LDT) Revit / BIM  
(RFA) 3D files, IGS (SketchUp)**  
Documentación digital: Dialux  
(ULD, IES, LDT) Revit / BIM  
(RFA) 3D files, IGS (SketchUp)

**Advice on product selection**  
Asesoramiento en selección de  
productos

**Lighting and fan projects  
department**  
Departamento de proyectos de  
iluminación y ventilación

**Incident management**  
Gestión de incidencias

**Technical  
service**

**Custom &  
Special developments**

**Technical support service**  
Servicio de atención técnica

**Remote access to installations for configuration / changes**  
Acceso remoto a las instalaciones para configuración / cambios

**Remote installation management**  
Gestión remota de instalaciones

**Energy consumption monitoring**  
Monitorización de consumo energético

**Scene and group definition**  
Definición de escenas y grupos

**Turnkey project**  
Proyecto llave en mano

**Control  
& Connectivity**

**Scalable installations**  
Instalaciones escalables





**Plug&Play equipment  
configuration for luminaires**  
Configuración de equipos  
para luminarias Plug&Play

**System Control design and planning**  
Diseño y planificación del sistema de control

**Automation (sensors, timetables, circadian cycle)**  
Automatización (sensores, horarios, ciclo circadiano)

**Solutions to connect to the control system  
(wired, wireless or remote devices)**  
Soluciones para conectarse al sistema de control  
(dispositivos cableados, inalámbricos o remotos)

# SERVICES



At Faro Barcelona we put at your disposal our great team of lighting and interior designers to accompany you in your lighting projects, both with the interpretation of the client's needs, the calculations and documentation of the project, and with personalised advice and a complete follow-up of the project from conceptualisation to implementation. All this with a special sensitivity to the care of the environment, architectural enhancement and customer satisfaction, taking into account aesthetic values and trends.

En Faro Barcelona ponemos a tu disposición nuestro gran equipo de expertos en lighting design e interiorismo y te acompañamos en tus proyectos de iluminación, tanto con la interpretación de las necesidades del cliente, la realización de cálculos y documentación del proyecto, como con una asesoría personalizada y un seguimiento completo del proyecto desde la conceptualización a la implementación. Todo ello con una sensibilidad especial en el cuidado del entorno, realce arquitectónico y satisfacción del cliente, teniendo en cuenta valores estéticos y de tendencias.

PROYECTOS DE ILUMINACIÓN

# LIGHTING PROJECTS

**Needs consulting for your project?**  
¿Necesitas asesoramiento para tu proyecto?





Harnessing our expertise and professionalism, we customise products and develop made-to-order and unique solutions.

PERSONALIZACIONES Y DESARROLLOS ESPECIALES

# CUSTOM & SPECIAL DEVELOPMENTS

Nuestra experiencia y profesionalidad nos permite realizar personalizaciones de producto así como desarrollar soluciones únicas para cada proyecto.

## WELL-BEING

Your customers are looking for pleasant, comfortable and enjoyable sensations and experiences that can be easily programmed and guaranteed.



## EL BIENESTAR DE LAS PERSONAS

Tus clientes buscan sensaciones y experiencias agradables, cómodas y placenteras que puedan ser fácilmente programadas y garantizadas.

## EFFICIENCY AND SUSTAINABILITY

Scheduling and automation allow us to minimise energy costs and therefore the impact on the environment.



## EFICIENCIA Y SOSTENIBILIDAD

La programación y la automatización nos permiten minimizar los costes energéticos y el impacto en el medio ambiente.

## FLEXIBILITY AND CUSTOMIZATION

Get the maximum level of flexibility in your project. Spaces with customised configuration settings in a convenient and simple way.



## FLEXIBILIDAD Y CUSTOMIZACIÓN

Obtén el máximo nivel de flexibilidad en tu proyecto. Espacios con ajustes de configuración personalizados de forma cómoda y sencilla.

## GUARANTEE THE BEST EXPERIENCE

Technology helps us to meet the needs and demands of our customers and thus ensure a better experience in the spaces they live in.



## LA MEJOR EXPERIENCIA

La tecnología nos ayuda a satisfacer las necesidades y exigencias de nuestros clientes y garantizar, así, una mejor experiencia en los espacios que habitan.



At Faro Barcelona we know the benefits of quality light at the service of people's well-being. For this reason, we design luminaires and connectivity solutions that apply the latest technology to achieve this purpose.

SMART LIGHTING

CONTROL  
&  
CONNECTIVITY

En Faro Barcelona tenemos muy presente los beneficios de una luz de calidad al servicio del bienestar de las personas. Por ello, diseñamos luminarias y soluciones de conectividad que aplican la última tecnología para conseguir este propósito.

**INCREASES PHYSICAL AND  
EMOTIONAL WELL-BEING**



**INCREMENTA EL BIENESTAR  
FÍSICO Y EMOCIONAL**

**IMPROVES SLEEP CYCLE**



**MEJORA EL CICLO DEL SUEÑO**

**INCREASES EFFICIENCY**




**MEJORA EL RENDIMIENTO**

Light has a direct impact on our physical and emotional state.  
Our products and solutions are developed with the non-visual effects of light  
in mind, for the benefit of people's health and well-being.

LUZ INTEGRADORA

# INTEGRATIVE LIGHTING

La luz tiene un efecto directo en nuestro estado físico y emocional.  
Nuestros productos y soluciones son desarrollados teniendo en cuenta los  
efectos no visuales de la luz, en beneficio de la salud y el bienestar de las  
personas.



We develop products with the awareness that lighting is a key element in our lives and plays a fundamental role in our well-being. We apply the concept of Human Centric Lighting (HCL) in our solutions, enhancing the effects that light has on people and reproducing the rhythms of natural light in artificial lighting. Our circadian cycle can be reproduced with artificial and dynamic lighting that corresponds to the movement, intensity and colour of sunlight.

# CIRCADIAN RHYTHMS

Desarrollamos productos teniendo muy presente que la iluminación es un elemento clave en nuestras vidas y juega un papel fundamental en nuestro bienestar. Aplicamos el concepto de Human Centric Lighting (HCL) en nuestras soluciones, mejorando los efectos que la luz tiene en las personas y reproduciendo los ritmos de la luz natural en la iluminación artificial. Nuestro ciclo circadiano se puede replicar con una iluminación artificial y dinámica coincidiendo con el movimiento, la intensidad y el color de la luz solar.

## PHOTOBIOLOGICAL RISK

We develop our luminaires by selecting the highest quality light sources and working the optical compartments in order to be able to offer RG0 products, free of photobiological risk.

The European standard for photobiological safety EN 62471 establishes a method for assessing the risk of eye or skin damage from a lamp or luminaire.



## RIESGO FOTBIOLÓGICO

Desarrollamos nuestras luminarias seleccionando fuentes de luz de la máxima calidad y trabajando los bloques ópticos para poder ofrecer productos RG0, exentos de riesgo fotobiológico.

La norma europea de seguridad fotobiológica EN 62471 establece un método para evaluar el riesgo de daño ocular o dermatológico de una lámpara o luminaria.

## FLICKER FREE

Flicker is a visible and repetitive change in light intensity caused mostly by voltage fluctuations. At Faro Barcelona we select our drivers with the guarantee of leading European brands, ensuring a good regulation and adjustment of the electricity flow, without temperature changes altering its operation.



## LIBRE DE FLICKER

El flicker es un cambio visible y repetitivo en la intensidad de la luz causado en su mayoría por las fluctuaciones de voltaje. En Faro Barcelona seleccionamos nuestros drivers con la garantía de primeras marcas europeas, asegurando una buena regulación y ajuste del flujo de electricidad, sin que los cambios de temperatura alteren su funcionamiento.

## CRI

The colour rendering index (CRI) is a quantitative measure that indicates the ability of a light source to faithfully reproduce colours compared to a natural light source.

Our luminaires have high CRI to ensure the best colour rendering.



## IRC


El índice de reproducción cromática (IRC) es una medida cuantitativa que indica la capacidad que tiene una fuente de luz para reproducir fielmente los colores en comparación con una fuente de luz natural.

Nuestras luminarias presentan altos IRC para garantizar la mejor reproducción cromática.

## UGR


Glare negatively affects people's well-being and productivity.

Our solutions guarantee a high level of visual comfort - with diffuser options microprism, precise lens and optics combinations - for better light control and glare reduction.



## UGR

El deslumbramiento afecta negativamente al bienestar y la productividad de las personas. Nuestras soluciones garantizan un alto confort visual -con opciones de difusor microprismático, combinación precisa de lentes y ópticas- para un mejor control lumínico y reducción del deslumbramiento.

A close-up, artistic photograph of a human eye, focusing on the iris and pupil. The eye is the central element, with the pupil appearing as a dark circle. The surrounding iris and sclera are rendered in soft, warm tones of yellow, orange, and brown, with a slightly blurred, bokeh effect. The overall composition is centered and symmetrical, creating a sense of focus and depth.

Light is an indispensable element in the perception of our environment: it influences how we perceive space and what emotions it generates in us. It is the regulator of our biorhythms, capable of stimulating, relaxing or activating our organism, directly affecting our well-being - mood, sleep cycles, performance -.

ILUMINACIÓN SALUDABLE

# HEALTH LIGHTING

La luz es un elemento indispensable en la percepción de nuestro entorno: influye en cómo percibimos el espacio y qué emociones nos genera. Es la reguladora de nuestros biorritmos, capaz de estimular, relajar o activar nuestro organismo, afectando de forma directa a nuestro bienestar -estado de ánimo, ciclos de sueño, rendimiento-.







Less is more. The design of the TARGET track projector achieves the minimum expression of visual volume, making the place appear spacious and bringing the architecture and the elements to be lit to the forefront.

Its wide range of colour temperature, different optics and high CRI options makes it a perfect option for commercial spaces, hotels, restaurants and retail.

Menos es más. El diseño del proyector a carril TARGET logra la mínima expresión del volumen visual, dotando de amplitud al lugar y cediendo el protagonismo a la arquitectura y los elementos a iluminar.

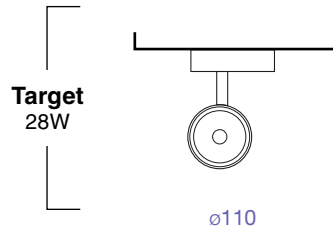
Su amplia gama de temperaturas de color, diversas ópticas y opciones de alto CRI lo convierten en una opción perfecta para espacios comerciales, hoteles, restauración y retail.



# TARGET







**FINISH**  
Acabado

● **Black**  
Negro

○ **White**  
Blanco

**COLOR TEMPERATURE**  
Temperatura de color

2700K CRI90

3000K CRI90

4000K CRI90

2700K CRI97

3000K CRI97

4000K CRI97

MEAT

BREAD

FASHION

**BEAM ANGLE**  
Ángulo de apertura

15°

35°

**ACCESSORIES**  
Accesorios



Honeycomb



Striped Glass



Long Snoot

**CONTROL SYSTEM**  
Sistema de control



CASAMBI

# Highlights



## Accessory



Honeycomb



Long Snout



Striped Glass



**Built-in track**  
Equipo built-in en adaptador



**High CRI**  
Alto IRC



**Several color temperatures**  
Varias temperaturas de color



**Needs consulting  
for your project?**  
¿Necesitas  
asesoramiento  
para tu proyecto?





**Honeycomb**



**Long Snoot**



**Striped Glass**



**Striped Glass**

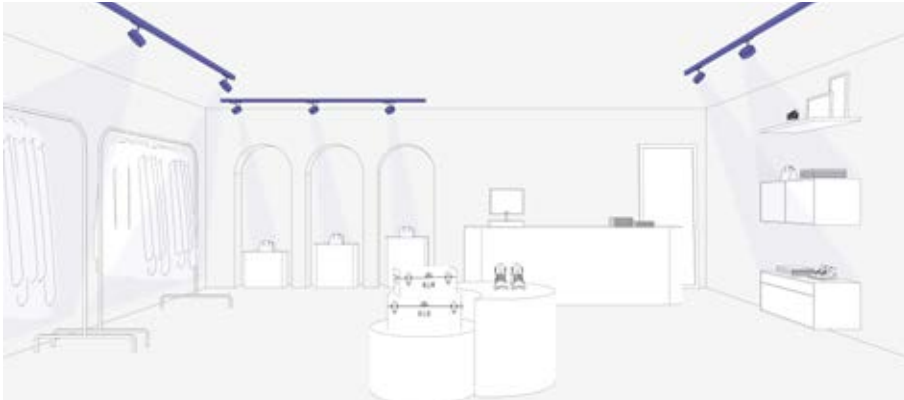
# Accessories

Honeycomb	Long Snoot	Striped Glass
011400098	011400099	011400097
011400096		011400095





**Restaurant**



**Retail**

## Beam Angle



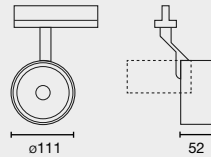
**15°**



**35°**

# TARGET 28W


incl. DIM 355° 90° 50.000hs L70 / B10 MacAdam 2&3 220-240V 50 / 60Hz 850°C



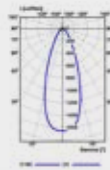
Family	Color T°	Beam Angle	Finish	Control System
0114 Target 28W	927 2700K CRI90	1 15° 3 35°	1 White	W CASAMBI D BALI ON/OFF
	930 3000K CRI90		2 Black	
	940 4000K CRI90			
	X27 2700K CRI97			
	X30 3000K CRI97			
	X40 4000K CRI97			
	MT MEAT			
	BR BREAD			
	FS FASHION			

0114 927 1 1 W

Example 011492711W — Target 28W 2700K CRI90 15° White Casambi



15°



35°

Option	Color T°	CRI	Power	Lumen Output	Beam Angle
927	2700K	90	28W	2311lm / 2157lm	15° / 35°
X27		97	28W	2079lm / 1941lm	15° / 35°
930	3000K	90	28W	2382lm / 2224lm	15° / 35°
X30		97	28W	2144lm / 2001lm	15° / 35°
940	4000K	90	28W	2453lm / 2291lm	15° / 35°
X40		97	28W	2208lm / 2061lm	15° / 35°
MT	3100K	-	28W	2723lm / 2523lm	15° / 35°
BR	2500K	-	28W	2018lm / 1871lm	15° / 35°
FS	3100K	-	28W	2783lm / 2579lm	15° / 35°



The FOST TRACK family of track projectors was born to meet the need to accentuate what needs to be highlighted. A minimalist design that is easy to integrate into any space, bringing the architecture to the forefront. The location of the driver in the actual track adaptor facilitates this integration.

La familia de proyectores a carril FOST TRACK nace para dar respuesta a la necesidad de poner acento a lo que debe ser destacado. Un diseño minimalista de fácil integración en cualquier espacio dando protagonismo a la arquitectura. La ubicación del driver en el propio adaptador a carril facilita esta integración.



# FOST



# T R A C K



## Fost Collection



Ceiling  
193



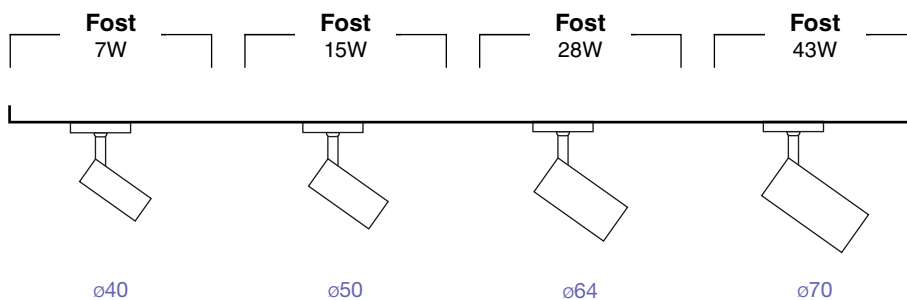
Downlight  
125



Pendant  
247



Surface  
183



**FINISH**  
Acabado

● **Black**  
Negro

○ **White**  
Blanco







**COLOR TEMPERATURE**  
Temperatura de color

2700K CRI90	3000K CRI90	4000K CRI90
2700K CRI97	3000K CRI97	4000K CRI97
MEAT	BREAD	FASHION

**BEAM ANGLE**  
Ángulo de apertura

12° / 17° / 18°	20° / 23° / 25°	35° / 36°
-----------------	-----------------	-----------

**ACCESSORIES**  
Accesorios

 Honeycomb	 Striped glass	 Spread Glass
 White Ring	 Copper Ring	 Snoot

**CONTROL SYSTEM**  
Sistema de control



# Highlights



**Its versatility of sizes and optics makes it an ideal solution for commercial spaces, hotels, restaurants, retail and even domestic spaces due to its colour temperature and CRI options.**

Su versatilidad en tamaños y ópticas lo convierten en una solución ideal para espacios comerciales, hoteles, restaurantes, retail e incluso espacios domésticos por sus opciones en temperatura de color y CRI.



**Different sizes**  
Diversos tamaños



**Built-in track**  
Equipo built-in en adaptador



**High CRI**  
Alto IRC



**Several color temperatures**  
Varias temperaturas de color







White Ring



Copper Ring



Striped Glass



Long Snoot

**Its multiple accessories and combinations facilitate the product's personalisation, giving it certain architectural relevance and at the same time making it possible to modify the beam or reduce glare.**

Sus múltiples accesorios y combinaciones facilitan la personalización del producto que hace posible la modificación de haz o reducir el deslumbramiento.



Spread Glass



Honeycomb



Without accessory



Spread Glass



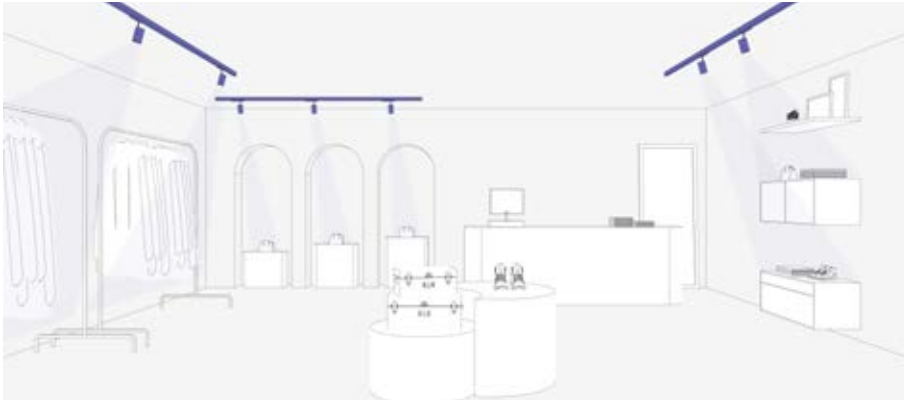
Striped Glass

# Accesorios

	Honeycomb	White Ring	Copper Ring	Spread Glass	Long Snoot	Striped Glass
ø40	-	011500099	011500098	-	-	-
ø50	-	011600099	011600098	-	-	-
ø64	011700094	011700099	011700098	011700097	011700095	011700096
ø70	011800094	011800099	011800098	011800097	011800095	011800096



**Restaurant**



**Retail**

## Beam Angle



**12/17/18°**



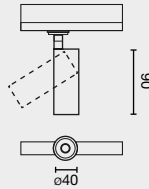
**20/23/25°**



**35/36°**

# FOST TRACK 40


incl. DIM 355° 90° 50.000hs L70 / B10 MacAdam 2&3 220-240V 50 / 60Hz 850°C




Family	Color T°	Beam Angle	Finish	Control System
0115 Fost Track ø40 7W	927 2700K CRI90	1 18° 2 23° 3 35°	1 White	W CASAMBI D DALI ON/OFF
	930 3000K CRI90		2 Black	
	940 4000K CRI90			
	X27 2700K CRI97			
	X30 3000K CRI97			
	X40 4000K CRI97			

0115 927 1 1 W

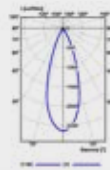
Example 011592711W — Fost Track ø40 7W 2700K CRI90 18° White Casambi



18°



23°

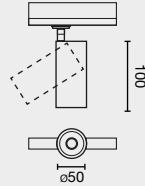


35°


Option	Color T°	CRI	Power	Lumen Output	Beam Angle
927	2700K	90	7W	632lm / 553lm / 586lm	18° / 23° / 35°
X27		97	7W	569lm / 498lm / 527lm	18° / 23° / 35°
930	3000K	90	7W	652lm / 570lm / 604lm	18° / 23° / 35°
X30		97	7W	587lm / 513lm / 544lm	18° / 23° / 35°
940	4000K	90	7W	672lm / 587lm / 622lm	18° / 23° / 35°
X40		97	7W	604lm / 528lm / 560lm	18° / 23° / 35°

# FOST TRACK 50

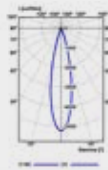
incl. DIM 355° 90° 50.000hs L70 / B10 MacAdam 2&3 220-240V 50 / 60Hz 850°C




Family	Color T°	Beam Angle	Finish	Control System																
<b>0116</b> Fost Track ø50 15W	<b>927</b> 2700K CRI90	<table border="1"> <tr><td>1</td><td>12°</td></tr> <tr><td>2</td><td>20°</td></tr> <tr><td>3</td><td>35°</td></tr> </table>	1	12°	2	20°	3	35°	<table border="1"> <tr><td>1</td><td>White</td></tr> <tr><td>2</td><td>Black</td></tr> </table>	1	White	2	Black	<table border="1"> <tr><td>W</td><td>CASAMBI</td></tr> <tr><td>D</td><td>DALI</td></tr> <tr><td></td><td>ON/OFF</td></tr> </table>	W	CASAMBI	D	DALI		ON/OFF
	1		12°																	
	2		20°																	
	3	35°																		
	1	White																		
	2	Black																		
	W	CASAMBI																		
D	DALI																			
	ON/OFF																			
<b>930</b> 3000K CRI90																				
<b>940</b> 4000K CRI90																				
<b>X27</b> 2700K CRI97																				
<b>X30</b> 3000K CRI97																				
<b>X40</b> 4000K CRI97																				



12°



20°

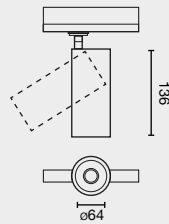


35°


Option	Color T°	CRI	Power	Lumen Output	Beam Angle
927	2700K	90	15W	1235lm / 1257lm / 1303lm	12° / 20° / 35°
X27		97	15W	1111lm / 1131lm / 1172lm	12° / 20° / 35°
930	3000K	90	15W	1273lm / 1295lm / 1343lm	12° / 20° / 35°
X30		97	15W	1146lm / 1166lm / 1209lm	12° / 20° / 35°
940	4000K	90	15W	1311lm / 1334lm / 1383lm	12° / 20° / 35°
X40		97	15W	1180lm / 1201lm / 1245lm	12° / 20° / 35°

# FOST TRACK 64


incl. DIM 355° 90° 50.000hs L70 / B10 MacAdam 2&3 220-240V 50 / 60Hz 850°C



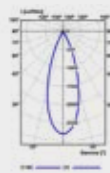
Family	Color T°	Beam Angle	Finish	Control System
0117 Fost Track ø64 28W	927 2700K CRI90	1 17° 2 25° 3 35°	1 White	W CASAMBI D DALI ON/OFF
	930 3000K CRI90		2 Black	
	940 4000K CRI90			
	X27 2700K CRI97			
	X30 3000K CRI97			
	X40 4000K CRI97			



17°



25°

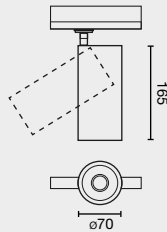


35°


Option	Color T°	CRI	Power	Lumen Output	Beam Angle
927	2700K	90	28W	2982lm / 2987lm / 2732lm	17° / 25° / 35°
X27		97	28W	2684lm / 2688lm / 2459lm	17° / 25° / 35°
930	3000K	90	28W	3075lm / 3080lm / 2817lm	17° / 25° / 35°
X30		97	28W	2767lm / 2771lm / 2535lm	17° / 25° / 35°
940	4000K	90	28W	3167lm / 3172lm / 2902lm	17° / 25° / 35°
X40		97	28W	2850lm / 2855lm / 2611lm	17° / 25° / 35°

# FOST TRACK 70


incl. DIM 355° 90° 50.000hs L70 / B10 MacAdam 2&3 220-240V 50 / 60Hz 850°C



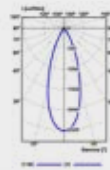
Family	Color T°	Beam Angle	Finish	Control System
0118 Fost Track ø70 43W	927 2700K CRI90	1 18° 2 23° 3 36°	1 White	W CASAMBI D DALI ON/OFF
	930 3000K CRI90		2 Black	
	940 4000K CRI90			
	X27 2700K CRI97			
	X30 3000K CRI97			
	X40 4000K CRI97			
	MT MEAT			
	BR BREAD			
	FS FASHION			



18°



23°

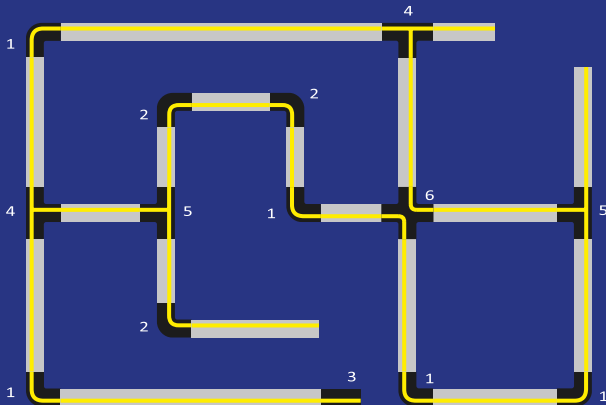


36°

Option	Color T°	CRI	Power	Lumen Output	Beam Angle
927	2700K	90	43W	3428lm / 3400lm / 3369lm	18° / 23° / 36°
X27		97	43W	3085lm / 3059lm / 3032lm	
930	3000K	90	43W	3534lm / 3505lm / 3473lm	18° / 23° / 36°
X30		97	43W	3180lm / 3154lm / 3125lm	
940	4000K	90	43W	3640lm / 3610lm / 3577lm	18° / 23° / 36°
X40		97	43W	3276lm / 3249lm / 3219lm	
MT	3100K	-	43W	2490lm / 1762lm / 2461lm	18° / 23° / 36°
BR	2500K	-	43W	3359lm / 2377lm / 3321lm	18° / 23° / 36°
FS	3100K	-	43W	3448lm / 2440lm / 3409lm	18° / 23° / 36°

# How to install

## 3Phase track, 16 A



1 Outer "L" joint



2 Inner "L" joint



3 Outer live end



4 Outer "T"



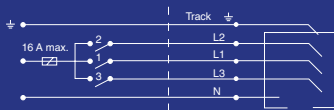
5 Inner "T"



6 Cross joint

## Connection sketch Esquema de conexiones

### 1 Circuit



N-conductor  $i = 16$  A max

### 2 Circuit



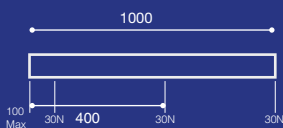
N-conductor  $i = 16$  A max

### 3 Circuit



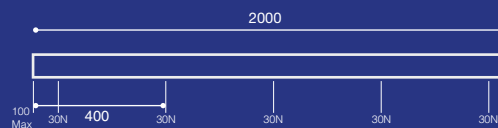
$L1 + L2 + L3$   $i = 16$  A max

## Recommended distance between fixing Distancia recomendada entre fijaciones



Max.Weight: 19,84 lb  
Peso máx.: 9 kg

Max. 3 projectors = 3,8 KVA  
Máx. 3 proyectores = 3,8 KVA



Max.Weight: 33,06 lb  
Peso máx.: 15 kg

Max. 5 projectors = 3,8 KVA  
Máx. 5 proyectores = 3,8 KVA



# 3Phase Track


Compatible with IVELA & GLOBAL




### Surface & Suspended 3 phase track

01990101	● White	1000 mm
01990102	● Black	1000 mm
01990201	● White	2000 mm
01990202	● Black	2000 mm


### Inner live end

	01990601	● White
	01990602	● Black


### Outer live end

	01990701	● White
	01990702	● Black


### Centre feed

	01993301	● White
	01993302	● Black


### Inner "L" Joint

	01990501	● White
	01990502	● Black


### Outer "L" Joint

	01990401	● White
	01990402	● Black


### Outer "T"

	01990901	● White
	01990902	● Black


### Inner "T"

	01991601	● White
	01991602	● Black


### Ceiling kit 1 piece

	01991201	● Aluminium
---	----------	-------------


### Cross Joint

	01991001	● White
	01991002	● Black


### Intermediate Joint

	01990801	● White
	01990802	● Black


### End cap

	01991101	● White
	01991102	● Black


### Flexible "L"

	01993201	● White
	01993202	● Black


### Pendant Kit 2000

	01990301	● White
	01990302	● Black

### Base for surface

	01991301	● White
	01991302	● Black

### Adapter / track connector


	01997001	● White
	01997002	● Black




### Surface & Suspended Dali track

01990101D	● White	1000 mm
01990102D	● Black	1000 mm
01990201D	● White	2000 mm
01990202D	● Black	2000 mm


### Dali inner live end

	01993501D	● White
	01993502D	● Black


### Dali outer live end

	01993601D	● White
	01993602D	● Black


### Dali centre feed

	01993301D	● White
	01993302D	● Black


### Inner "L" Joint

	01990501D	● White
	01990502D	● Black


### Outer "L" Joint

	01990401D	● White
	01990402D	● Black


### Ceiling kit 1 piece

	01991201D	● White
	01991202D	● Black


### Intermediate Joint

	01990801D	● White
	01990802D	● Black


### End cap

	01991101D	● White
	01991102D	● Black


### Flexible "L"

	01993201D	● White
	01993202D	● Black


### Pendant Kit 5000

	01990301D	● White
	01990302D	● Black

### Base for surface

	01991301D	● White
	01991302D	● Black

### Adapter / track connector


	01997001D	● White
	01997002D	● Black




### Recessed 3 phase track

01997101	● White	1000 mm
01997102	● Black	1000 mm
01997201	● White	2000 mm
01997202	● Black	2000 mm


### Inner live end

	01997401	● White
	01997402	● Black


### Outer live end

	01997301	● White
	01997302	● Black


### Centre feed

	01997801	● White
	01997802	● Black


### Intermediate Joint

	01997501	● White
	01997502	● Black


### End cap

	01997701	● White
	01997702	● Black

### Ceiling Kit 1piece

	01997601	● Aluminium
---	----------	-------------

### Adapter / track connector

	01997001	● White
	01997002	● Black







DEEP is a series of recessed light fixtures available in 3 sizes (S, M, L), two formats (round or square) and with or without frame. Its wide range of colour temperature, different optics and CRI options makes it a perfect option for commercial spaces, hotels, restaurants and retail. Its accessories enable better glare control and maximum visual comfort.

DEEP es una serie de luminarias empotradas disponible en 3 tamaños (S, M, L), dos formatos (redondo o cuadrado), y opción con marco y sin marco. Su amplia gama de temperatura de color, diversas ópticas y opciones de CRI la convierten en una opción perfecta para espacios comerciales, hoteles, restauración y retail. Sus accesorios permiten un mejor control del deslumbramiento, así como maximizar el confort visual.







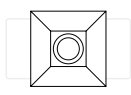
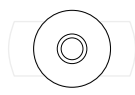
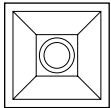
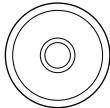
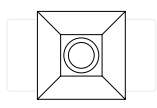
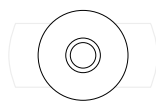




# DEEP





	TRIM Con marco		TRIMLESS Sin marco	
<b>S</b> 6 / 11W	 95x95	 ø93	 85x85	 ø83
<b>M</b> 12 / 18W	 115x115	 ø115	 103x103	 ø103
<b>L</b> 18 / 25 / 39W	 135x135	 ø135	 123x123	 ø123

**FINISH**  
Acabado

● **Black**  
Negro

○ **White**  
Blanco

**COLOR TEMPERATURE**  
Temperatura de color

2700K CRI82

3000K CRI85

4000K CRI85

2700K CRI95

3000K CRI95

4000K CRI95

**FASHION**

**BEAM ANGLE**  
Ángulo de apertura

15°

36°

60°

**ACCESSORIES**  
Accesorios



Honeycomb



Striped glass



Spread Glass

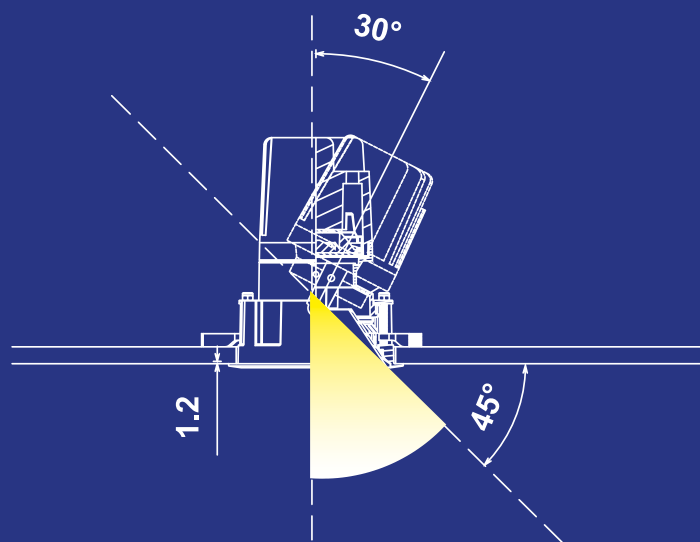
**CONTROL SYSTEM**  
Sistema de control



CASAMBI



# Highlights



**Different sizes**  
Diversos tamaños



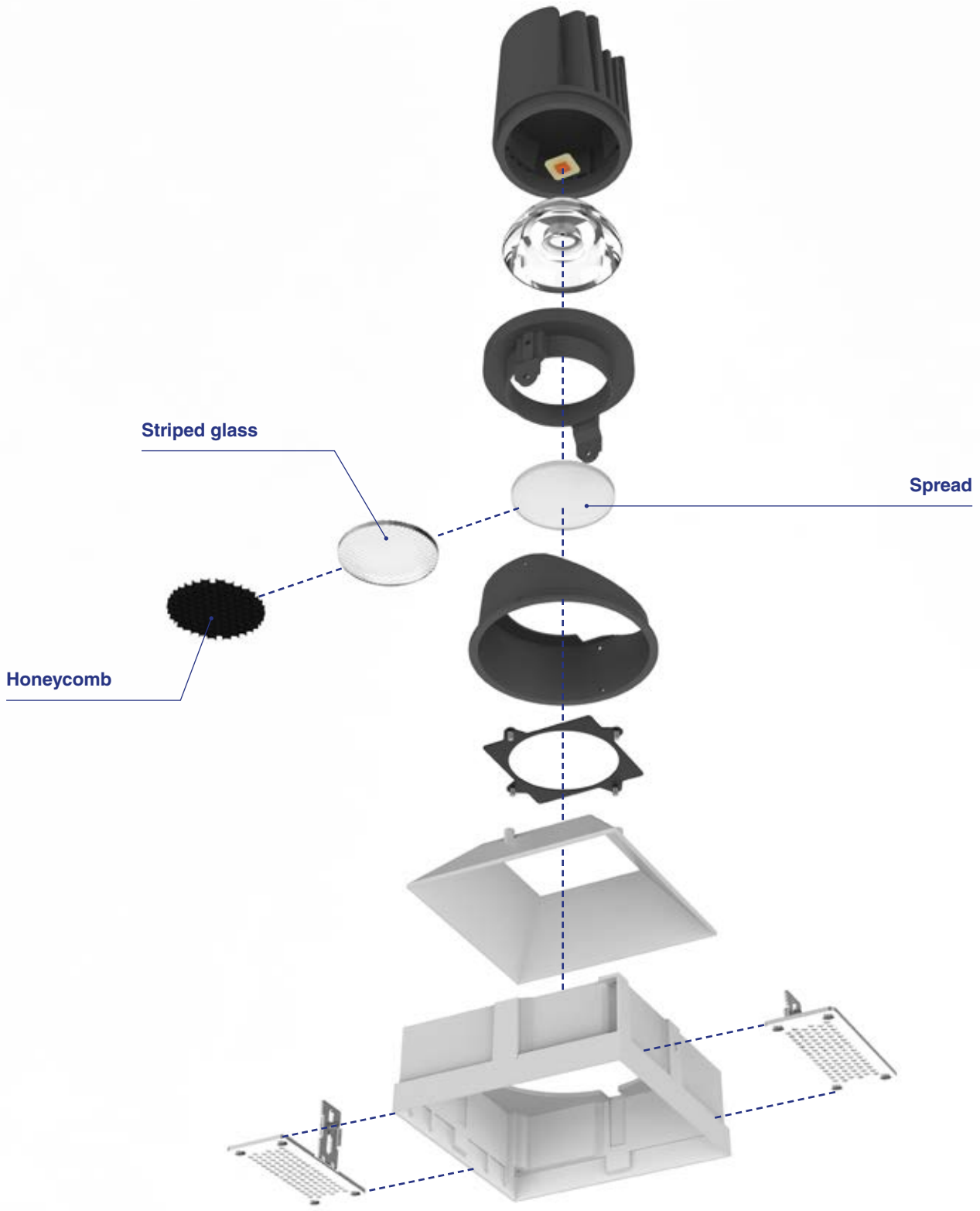
**High-quality materials**  
Materiales de alta calidad



**Adjustable**  
Orientable



**Several color temperatures**  
Varias temperaturas de color





Honeycomb



Striped glass



Spread



Without accessory



Spread Glass



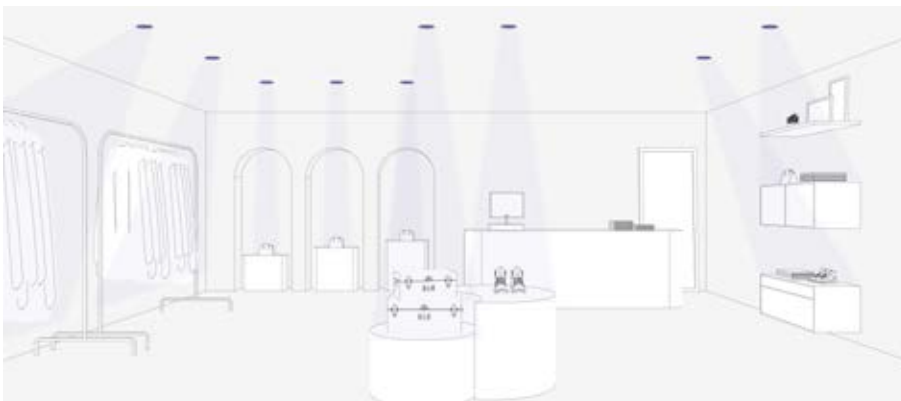
Striped Glass



**Office**



**Restaurant**



**Retail**

## Beam Angle



**15°**



**36°**



**60°**





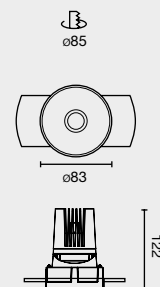
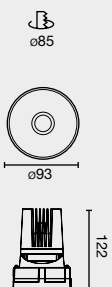


Needs consulting  
for your project?  
¿Necesitas  
asesoramiento  
para tu proyecto?



# DEEP S Round


no incl. DIM 355° 30° 50.000hs L90 / B10 MacAdam 2 IP23 6W 200mA 29V 11W 350mA 30V 850°C




Family	Color T°	Beam Angle	Finish	Accessory
<b>30135</b> Deep S Round	<b>827</b> 2700K CRI82	<b>1</b> 15°	<b>1</b> White	No accessory
<b>30235</b> Deep S Round Trimless	<b>830</b> 3000K CRI85	<b>3</b> 36°	<b>2</b> Black	<b>H</b> Honeycomb
	<b>840</b> 4000K CRI85	<b>6</b> 60°		<b>S</b> Striped glass
	<b>930</b> 3000K CRI95			<b>D</b> Spread
	<b>940</b> 4000K CRI95			

**30135**      **827**      **1**      **1**      **H**

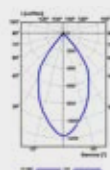
Example **3013582711H** — Deep 60 Round 2700K 15° White Honeycomb



15°



36°



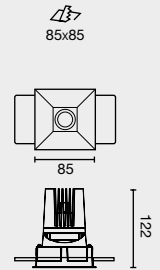

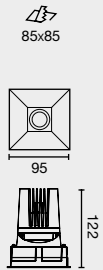
60°

Option	Color T°	CRI	Power	Lumen Output	Beam Angle
827	2700K	90	6W / 11W	453lm / 620lm	15° / 36° / 60°
830	3000K	90	6W / 11W	475lm / 650lm	15° / 36° / 60°
930		97	6W / 11W	364lm / 580lm	15° / 36° / 60°
840	4000K	90	6W / 11W	432lm / 690lm	15° / 36° / 60°
940		97	6W / 11W	376lm / 600lm	15° / 36° / 60°


**Driver not included.** See recommended drivers on page 324-325  
**Driver no incluido.** Ver drivers recomendados en página 324-325

# DEEP S Square

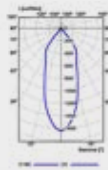
no incl. DIM 355° 30° 50.000hs L90 / B10 MacAdam 2 IP23 6W 200mA 29V 11W 350mA 30V 850°C



Family	Color T°	Beam Angle	Finish	Accessory
<b>30335</b> Deep S Square	<b>827</b> 2700K CRI82	<b>1</b> 15°	<b>1</b> White	No accessory
<b>30435</b> Deep S Square Trimless	<b>830</b> 3000K CRI85	<b>3</b> 36°	<b>2</b> Black	<b>H</b> Honeycomb
	<b>840</b> 4000K CRI85	<b>6</b> 60°		<b>S</b> Striped glass
	<b>930</b> 3000K CRI95			<b>D</b> Spread
	<b>940</b> 4000K CRI95			



15°



36°



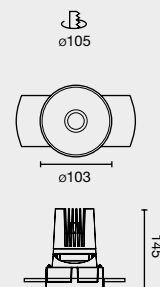
60°

Option	Color T°	CRI	Power	Lumen Output	Beam Angle
827	2700K	90	6W / 11W	453lm / 620lm	15° / 36° / 60°
830	3000K	90	6W / 11W	475lm / 650lm	15° / 36° / 60°
930	3000K	97	6W / 11W	364lm / 580lm	15° / 36° / 60°
840	4000K	90	6W / 11W	432lm / 690lm	15° / 36° / 60°
940	4000K	97	6W / 11W	376lm / 600lm	15° / 36° / 60°


**Driver not included.** See recommended drivers on page 324-325  
**Driver no incluido.** Ver drivers recomendados en página 324-325

# DEEP M Round

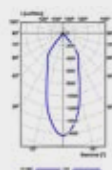
no incl. DIM 355° 30° 50.000hs L90 / B10 MacAdam 2 IP23 12W 350mA 34V 18W 500mA 36V 850°C



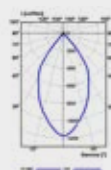
Family	Color T°	Beam Angle	Finish	Accessory
30550 Deep M Round	827 2700K CRI82	1 15°	1 White	No accessory
30650 Deep M Round Trimless	830 3000K CRI85	3 36°	2 Black	H Honeycomb
	840 4000K CRI85	6 60°		S Striped glass
	930 3000K CRI95			D Spread
	940 4000K CRI95			



15°



36°



60°

Option	Color T°	CRI	Power	Lumen Output	Beam Angle
827	2700K	90	12W / 18W	1100lm / 1492lm	15° / 36° / 60°
830	3000K	90	12W / 18W	1190lm / 1495lm	15° / 36° / 60°
930	3000K	97	12W / 18W	950lm / 1292lm	15° / 36° / 60°
840	4000K	90	12W / 18W	1240lm / 2193lm	15° / 36° / 60°
940	4000K	97	12W / 18W	1050lm / 1431lm	15° / 36° / 60°

Driver not included. See recommended drivers on page 324-325  
 Driver no incluido. Ver drivers recomendados en página 324-325

# DEEP M Square

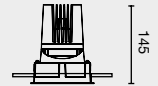
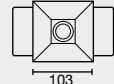
no incl. DIM 355° 30° 50.000hs L90 / B10 MacAdam 2 IP23 12W 350mA 34V 18W 500mA 36V 850°C



105x105



105x105



## Family


## Color T°

## Beam Angle

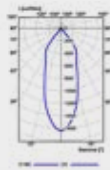
## Finish

## Accessory

<b>30750</b> Deep M Square	<b>827</b> 2700K CRI82	<b>1</b> 15°	<b>1</b> White	<ul style="list-style-type: none"> <li><input type="checkbox"/> No accessory</li> <li><input checked="" type="checkbox"/> <b>H</b> Honeycomb</li> <li><input checked="" type="checkbox"/> <b>S</b> Striped glass</li> <li><input checked="" type="checkbox"/> <b>D</b> Spread</li> </ul>
<b>30850</b> Deep M Square Trimless	<b>830</b> 3000K CRI85	<b>3</b> 36°	<b>2</b> Black	
	<b>840</b> 4000K CRI85	<b>6</b> 60°		
	<b>930</b> 3000K CRI95			
	<b>940</b> 4000K CRI95			



15°



36°



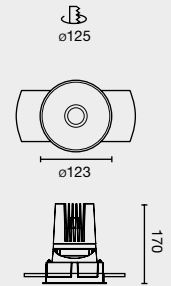
60°

Option	Color T°	CRI	Power	Lumen Output	Beam Angle
827	2700K	90	12W / 18W	1100lm / 1492lm	15° / 36° / 60°
830	3000K	90	12W / 18W	1190lm / 1495lm	15° / 36° / 60°
930		97	12W / 18W	950lm / 1292lm	15° / 36° / 60°
840	4000K	90	12W / 18W	1240lm / 2193lm	15° / 36° / 60°
940		97	12W / 18W	1050lm / 1431lm	15° / 36° / 60°

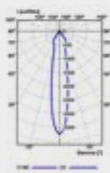
**Driver not included.** See recommended drivers on page 324-325  
**Driver no incluido.** Ver drivers recomendados en página 324-325

# DEEP L Round

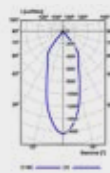
no incl. DIM 355° 30° 50.000hs L90 / B10 MacAdam 2 IP23 18W 500mA 34V 25W 700mA 35V 39W 1050mA 37V 850°C



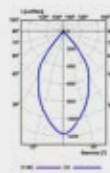
Family	Color T°	Beam Angle	Finish	Accessory
<b>30910</b> Deep L Round	<b>827</b> 2700K CRI82	<b>1</b> 15°	<b>1</b> White	No accessory
<b>31010</b> Deep L Round Trimless	<b>830</b> 3000K CRI85	<b>3</b> 36°	<b>2</b> Black	<b>H</b> Honeycomb
	<b>840</b> 4000K CRI85	<b>6</b> 60°		<b>S</b> Striped glass
	<b>927</b> 2700K CRI95			<b>D</b> Spread
	<b>930</b> 3000K CRI95			
	<b>940</b> 4000K CRI95			
	<b>941</b> Fashion CRI95			



15°



36°



60°

Option	Color T°	CRI	Power	Lumen Output	Beam Angle
827	2700K	90	18W / 25W / 39W	1283lm / 1715lm / 2400lm	15° / 36° / 60°
927	2700K	95	18W / 25W / 39W	1076lm / 1441lm / 2020lm	15° / 36° / 60°
830	3000K	90	18W / 25W / 39W	1352lm / 1811lm / 2550lm	15° / 36° / 60°
930	3000K	97	18W / 25W / 39W	1076lm / 1441lm / 2020lm	15° / 36° / 60°
840	4000K	90	18W / 25W / 39W	1482lm / 1984lm / 2781lm	15° / 36° / 60°
940	4000K	97	18W / 25W / 39W	1224lm / 1640lm / 2300lm	15° / 36° / 60°
941	Fashion 3100K	95	18W / 25W / 39W	1090lm / 1460lm / 2050lm	15° / 36° / 60°

**Driver not included.** See recommended drivers on page 324-325  
**Driver no incluido.** Ver drivers recomendados en página 324-325

# DEEP L Square

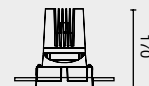
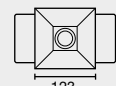
no incl. DIM 355° 30° 50.000hs L90 / B10 MacAdam 2 IP23 18W 500mA 34V 25W 700mA 35V 39W 1050mA 37V 850°C




125x125



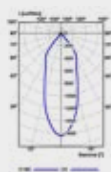
125x125



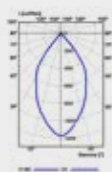
Family	Color T°	Beam Angle	Finish	Accessory
<b>31110</b> Deep L Square	<b>827</b> 2700K CRI82	<b>1</b> 15°	<b>1</b> White	No accessory
<b>31210</b> Deep L Square Trimless	<b>830</b> 3000K CRI85	<b>3</b> 36°	<b>2</b> Black	<b>H</b> Honeycomb
	<b>840</b> 4000K CRI85	<b>6</b> 60°		<b>S</b> Striped glass
	<b>927</b> 2700K CRI95			<b>D</b> Spread
	<b>930</b> 3000K CRI95			
	<b>940</b> 4000K CRI95			
	<b>941</b> Fashion CRI95			



15°



36°



60°

Option	Color T°	CRI	Power	Lumen Output	Beam Angle
827	2700K	90	18W / 25W / 39W	1283lm / 1715lm / 2400lm	15° / 36° / 60°
927	2700K	95	18W / 25W / 39W	1076lm / 1441lm / 2020lm	15° / 36° / 60°
830	3000K	90	18W / 25W / 39W	1352lm / 1811lm / 2550lm	15° / 36° / 60°
930	3000K	97	18W / 25W / 39W	1076lm / 1441lm / 2020lm	15° / 36° / 60°
840	4000K	90	18W / 25W / 39W	1482lm / 1984lm / 2781lm	15° / 36° / 60°
940	4000K	97	18W / 25W / 39W	1224lm / 1640lm / 2300lm	15° / 36° / 60°
941	Fashion 3100K	95	18W / 25W / 39W	1090lm / 1460lm / 2050lm	15° / 36° / 60°

**Driver not included.** See recommended drivers on page 324-325  
**Driver no incluido.** Ver drivers recomendados en página 324-325


A collection of downlights with infinite options of sizes, formats, finishes and light angles. All this and much more in the palm of your hand.

Una colección de downlights con infinitas opciones de tamaños, formatos, acabados, y ángulos de apertura. Todo esto y mucho más en la palma de tu mano.

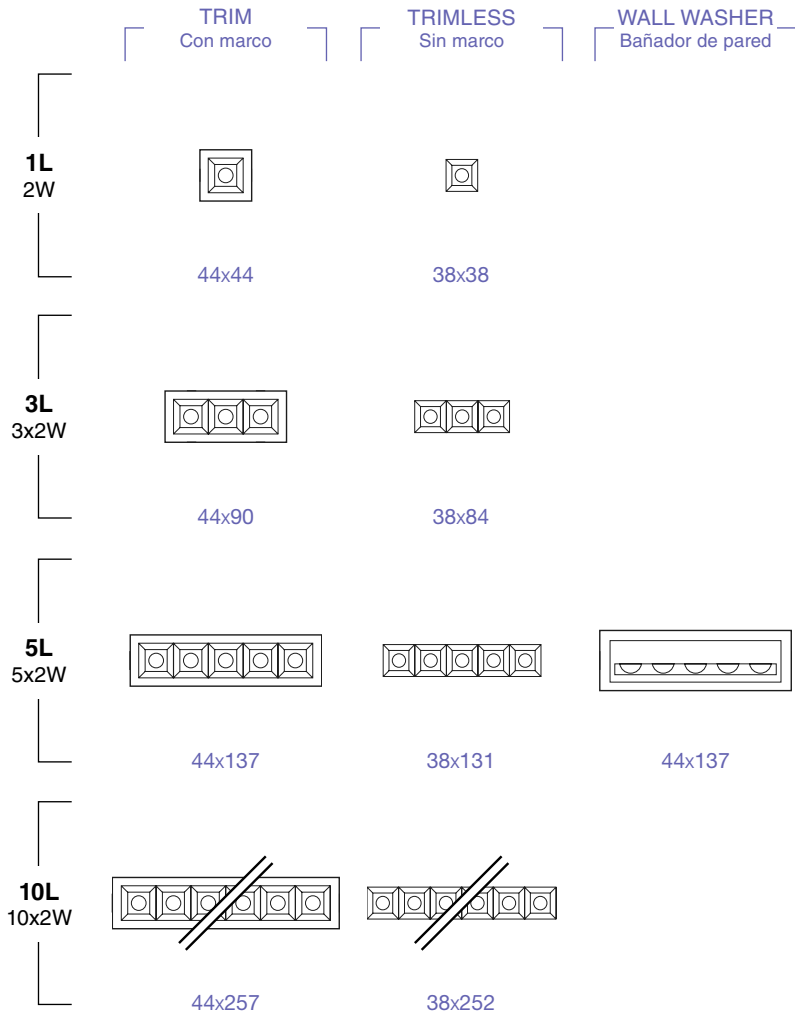




# TROOP







**FINISH**  
Acabado

- Black+Black**  
Negro+Negro
- Black+White**  
Negro+Blanco
- White+White**  
Blanco+Blanco
- White+Black**  
Blanco+Negro
- Black+Gold**  
Negro+Oro
- White+Gold**  
Blanco+Oro

**COLOR TEMPERATURE**  
Temperatura de color

- 2700K CRI90
- 3000K CRI90
- 4000K CRI90

**BEAM ANGLE**  
Ángulo de apertura

- 15°
- 36°
- 48°

**CONTROL SYSTEM**  
Sistema de control




# Highlights

**Anti-glare optics**  
Óptica antideslumbrante

**UGR**

**Reflector with dark light technology**  
Reflector con tecnología dark light



**Different sizes & finishes**  
Diversos tamaños y acabados



**Linear design with circular light effect**  
Diseño lineal con efecto lumínico circular



**Wall washer version**  
Versión bañador de pared



**Several color temperatures**  
Varias temperaturas de color



**Residential**



**Restaurant**

## Beam Angle



**15°**




**36°**



**48°**





# TROOP 1L

no incl. DIM 50.000hs L70 / B10 MacAdam 3 700mA 2.85V 850°C UGR <16



Family	Color T°	Beam Angle	Trim	Anti-Glare
<b>43700</b> Troop Trim 2W	<b>927</b> 2700K CRI90	<b>1</b> 15°	<b>0</b> Trimless	<b>1</b> White
<b>43704</b> Troop Trimless 2W	<b>930</b> 3000K CRI90	<b>3</b> 36°	<b>1</b> White	<b>2</b> Black
	<b>940</b> 4000K CRI90	<b>4</b> 48°	<b>2</b> Black	<b>4</b> Gold

43700 927 1 1 1

Example **43700927111** — Troop Trim 2W 2700K 15° White White



Option	Color T°	CRI	Power	Lumen Output	Beam Angle
927	2700K	90	2W	160lm / 163lm / 166lm	15° / 36° / 48°
930	3000K	90	2W	165lm / 168lm / 171lm	15° / 36° / 48°
940	4000K	90	2W	170lm / 173lm / 176lm	15° / 36° / 48°

**Driver not included.** See recommended drivers on page 324-325  
**Driver no incluido.** Ver drivers recomendados en página 324-325




# TROOP 3L

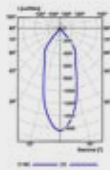
no incl. DIM 50.000hs L70 / B10 MacAdam 3 700mA 2.85V 850°C UGR <16



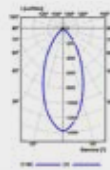
Family	Color T°	Beam Angle	Trim	Anti-Glare
<b>43701</b> Troop Trim 3x2W	<b>927</b> 2700K CRI90	<b>1</b> 15°	<b>0</b> Trimless	<b>1</b> White
<b>43705</b> Troop Trimless 3x2W	<b>930</b> 3000K CRI90	<b>3</b> 36°	<b>1</b> White	<b>2</b> Black
	<b>940</b> 4000K CRI90	<b>4</b> 48°	<b>2</b> Black	<b>4</b> Gold



15°



36°



48°

Option	Color T°	CRI	Power	Lumen Output	Beam Angle
927	2700K	90	3x2W	425lm / 650lm / 493lm	15° / 36° / 48°
930	3000K	90	3x2W	438lm / 670lm / 508lm	15° / 36° / 48°
940	4000K	90	3x2W	451lm / 690lm / 523lm	15° / 36° / 48°


**Driver not included.** See recommended drivers on page 324-325  
**Driver no incluido.** Ver drivers recomendados en página 324-325

# TROOP 5L

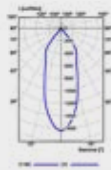
no incl. DIM 50.000hs L70 / B10 MacAdam 3 700mA 14.28V 850°C UGR <16



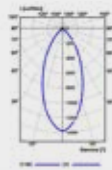
Family	Color T°	Beam Angle	Trim	Anti-Glare
<b>43702</b> Troop Trim 5x2W	<b>927</b> 2700K CRI90	<b>1</b> 15°	<b>0</b> Trimless	<b>1</b> White
<b>43706</b> Troop Trimless 5x2W	<b>930</b> 3000K CRI90	<b>3</b> 36°	<b>1</b> White	<b>2</b> Black
	<b>940</b> 4000K CRI90	<b>4</b> 48°	<b>2</b> Black	<b>4</b> Gold



15°



36°



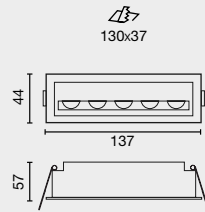
48°

Option	Color T°	CRI	Power	Lumen Output	Beam Angle
927	2700K	90	5x2W	672lm / 841lm / 828lm	15° / 36° / 48°
930	3000K	90	5x2W	692lm / 866lm / 853lm	15° / 36° / 48°
940	4000K	90	5x2W	712lm / 891lm / 878lm	15° / 36° / 48°


**Driver not included.** See recommended drivers on page 324-325  
**Driver no incluido.** Ver drivers recomendados en página 324-325

# TROOP WALL WASHER

no incl. DIM 50.000hs L70 / B10 MacAdam 3 700mA 14.28V 850°C UGR <16



Family	Color T°	Beam Angle	Trim	Anti-Glare
43710 Troop Wall Washer 5x2W	927 2700K CRI90	0 Asymmetric	1 White	2 Black
	930 3000K CRI90		2 Black	
	940 4000K CRI90			




90°

Option	Color T°	CRI	Power	Lumen Output	Beam Angle
927	2700K	90	5x2W	519lm	90°
930	3000K	90	5x2W	535lm	90°
940	4000K	90	5x2W	551lm	90°


Driver not included. See recommended drivers on page 324-325  
 Driver no incluido. Ver drivers recomendados en página 324-325

# TROOP 10L

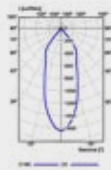
no incl. DIM 50.000hs L70 / B10 MacAdam 3 700mA 28.57V 850°C UGR <16



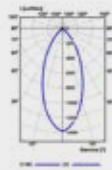
Family	Color T°	Beam Angle	Trim	Anti-Glare
<b>43703</b> Troop Trim 10x2W	<b>927</b> 2700K CRI90	<b>1</b> 15°	<b>0</b> Trimless	<b>1</b> White
<b>43707</b> Troop Trimless 10x2W	<b>930</b> 3000K CRI90	<b>3</b> 36°	<b>1</b> White	<b>2</b> Black
	<b>940</b> 4000K CRI90	<b>4</b> 48°	<b>2</b> Black	<b>4</b> Gold



15°



36°



48°

Option	Color T°	CRI	Power	Lumen Output	Beam Angle
927	2700K	90	10x2W	1379lm / 1681lm / 1755lm	15° / 36° / 48°
930	3000K	90	10x2W	1422lm / 1733lm / 1809lm	15° / 36° / 48°
940	4000K	90	10x2W	1465lm / 1785lm / 1863lm	15° / 36° / 48°

**Driver not included.** See recommended drivers on page 324-325  
**Driver no incluido.** Ver drivers recomendados en página 324-325



**Needs consulting  
for your project?**  
¿Necesitas  
asesoramiento  
para tu proyecto?





Squared luminaire available for 1,2 or 3 lamps. This family of luminaires is manufactured in different sizes and power so it is easy to find one that fits best to your lighting needs.









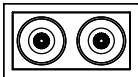
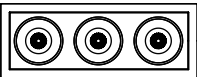
Colin es una serie de luminarias orientables de formato cuadrado/rectangular disponible para 1, 2 o 3 lámparas. La familia ofrece diferentes opciones de tamaños y potencias por lo que es fácil encontrar la que más se ajuste a nuestras necesidades de iluminación.



# COLIN





	TRIM Con marco			TRIMLESS Sin marco	
<b>Colin Nano</b> 7 / 13W					
	113x113	113x223		100x100	100x210
<b>Colin Mini</b> 18 / 25W					
	140x140	140x295	140x435		
<b>Colin</b> 24 / 36W					
	173x173	173x343	173x512		

**FINISH**  
Acabado

● **Black**  
Negro

○ **White**  
Blanco

● **Grey**  
Gris

**COLOR TEMPERATURE**  
Temperatura de color

2700K CRI82

3000K CRI85

4000K CRI85

2700K CRI95

3000K CRI95

4000K CRI95

MEAT

BREAD

FASHION

**BEAM ANGLE**  
Ángulo de apertura

20°

56°

**CONTROL SYSTEM**  
Sistema de control



CASAMBI



# Highlights



**Different sizes**  
Diversos tamaños



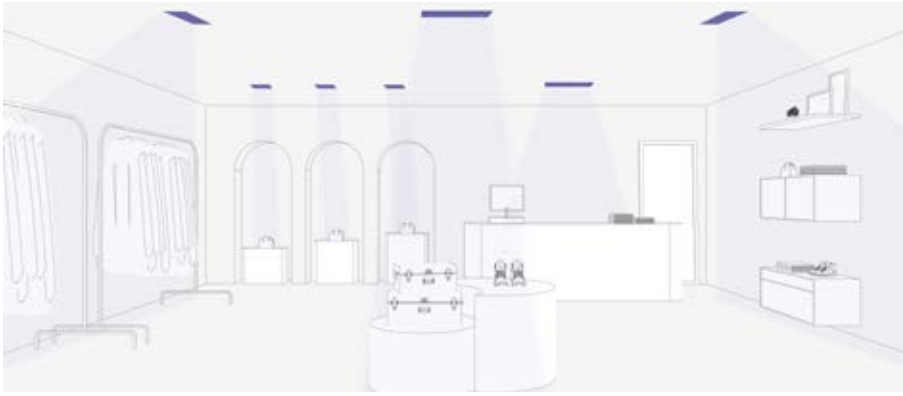
**Cardanic orientation**  
Orientación cardánica



**High CRI**  
Alto IRC



**Several color temperatures**  
Varias temperaturas de color




**Retail**

## Beam Angle



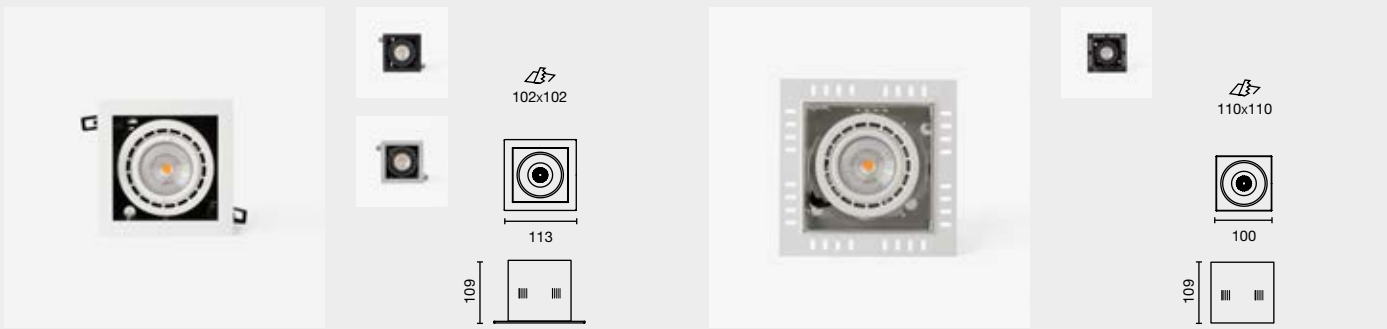
**20°**



**56°**

# COLIN NANO 1L

no incl. DIM 20° 50.000hs L80 / B10 MacAdam 3 7W 13W 200mA 34V 350mA 35V 850°C



## Family

## Color T°

## Finish

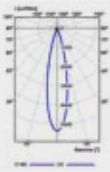
<b>035000</b>	Colin Nano 7 / 13W	<b>10</b>	2700K CRI82 20°	<b>1</b>	White
<b>035100</b>	Colin Nano Trimless 7 / 13W	<b>20</b>	2700K CRI82 56°	<b>2</b>	Black
		<b>30</b>	3000K CRI85 20°	<b>3</b>	Grey (available only for trim)
		<b>40</b>	3000K CRI85 56°		
		<b>50</b>	4000K CRI85 20°		
		<b>60</b>	4000K CRI85 56°		

035000


10

1

Example **035000101** — Colin Nano 7W 2700K CRI82 20° White



20°



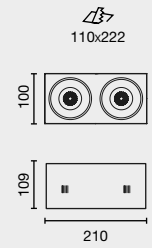
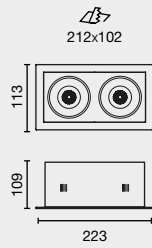
56°

Color T°	CRI	Power	Lumen Output	Beam Angle
2700K	82	7W / 13W	69lm / 1120lm	20° / 56°
3000K	85	7W / 13W	712lm / 1155lm	20° / 56°
4000K	85	7W / 13W	733lm / 1190lm	20° / 56°

**Driver not included.** See recommended drivers on page 324-325  
**Driver no incluido.** Ver drivers recomendados en página 324-325

# COLIN NANO 2L

no incl. DIM 20° 50.000hs L80 / B10 MacAdam 3 2x7W 200mA 34V 2x13W 350mA 35V 850°C



## Family

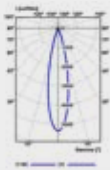
<b>035005</b>	Colin Nano 2L 14 / 26W
<b>035105</b>	Colin Nano 2L Trimless 14 / 26W

## Color T°


<b>00</b>	2700K CRI82 20°
<b>10</b>	2700K CRI82 56°
<b>20</b>	3000K CRI85 20°
<b>30</b>	3000K CRI85 56°
<b>40</b>	4000K CRI85 20°
<b>50</b>	4000K CRI85 56°

## Finish

<b>1</b>	White
<b>2</b>	Black
<b>3</b>	Grey (available only for trim)



20°





56°

Color T°	CRI	Power	Lumen Output	Beam Angle
2700K	82	2x7W / 2x13W	2x691lm / 2x1120lm	20° / 56°
3000K	85	2x7W / 2x13W	2x712lm / 2x1155lm	20° / 56°
4000K	85	2x7W / 2x13W	2x733lm / 2x1190lm	20° / 56°

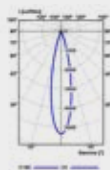
**Driver not included.** See recommended drivers on page 324-325  
**Driver no incluido.** Ver drivers recomendados en página 324-325

# COLIN MINI 1L

no incl. DIM 20° 50.000hs L80 / B10 MacAdam 3 18W 25W 500mA 33V 700mA 34V 850°C



Family	Color T°	Finish
033008 Colin Mini 18 / 25W	30 2700K CRI82 20°	1 White
	40 2700K CRI82 56°	2 Black
	50 3000K CRI85 20°	3 Grey
	60 3000K CRI85 56°	
	70 4000K CRI85 20°	
	80 4000K CRI85 56°	
03300 CRI95	890 2700K CRI95 20°	1 White
	900 2700K CRI95 56°	2 Black
	910 3000K CRI95 20°	3 Grey
	920 3000K CRI95 56°	
	930 4000K CRI95 20°	
	940 4000K CRI95 56°	
03301 Food	011 BREAD 2500K CRI88 20°	1 White
	021 BREAD 2500K CRI88 56°	2 Black
	031 MEAT CRI82 20°	3 Grey
	041 MEAT CRI82 56°	
03301 Fashion	050 3100K CRI95 20°	1 White
	060 3100K CRI95 56°	2 Black
		3 Grey



20°



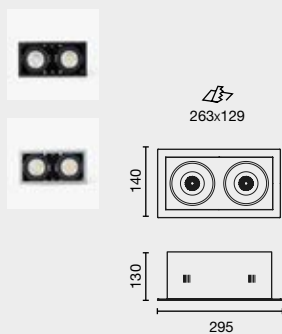
56°

Color T°	CRI	Power	Lumen Output	Beam Angle
2700K	82	18W / 25W	1642lm / 2193lm	20° / 56°
	95		1361lm / 1882lm	
3000K	85	18W / 25W	1693lm / 2261lm	20° / 56°
	95		1403lm / 1878lm	
4000K	85	18W / 25W	1744lm / 2329lm	20° / 56°
	95		1445lm / 1934lm	
MEAT	82	18W / 25W	1335lm	20° / 56°
BREAD 2500K	88	18W / 25W	1801lm	20° / 56°
FASHION 3100K	95	18W / 25W	1841lm	20° / 56°

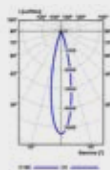
Driver not included. See recommended drivers on page 324-325  
 Driver no incluido. Ver drivers recomendados en página 324-325

# COLIN MINI 2L

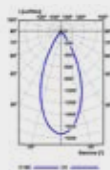
no incl. DIM 20° 50.000hs L80 / B10 MacAdam 3 2x18W 500mA 33V 2x25W 700mA 34V 850°C



Family	Color T°	Finish
03301 Colin Mini 2L 36 / 50W	090 2700K CRI82 20°	1 White
	100 2700K CRI82 56°	2 Black
	110 3000K CRI85 20°	3 Grey
	120 3000K CRI85 56°	
	130 4000K CRI85 20°	
140 4000K CRI85 56°		
03300 CRI95	150 2700K CRI95 20°	1 White
	160 2700K CRI95 56°	2 Black
	170 3000K CRI95 20°	3 Grey
	180 3000K CRI95 56°	
	190 4000K CRI95 20°	
200 4000K CRI95 56°		
03301 Food	271 BREAD 2500K CRI88 20°	1 White
	281 BREAD 2500K CRI88 56°	2 Black
	291 MEAT CRI82 20°	3 Grey
	301 MEAT CRI82 56°	
03301 Fashion	330 3100K CRI95 20°	1 White
	340 3100K CRI95 56°	2 Black
		3 Grey



20°



56°

Color T°	CRI	Power	Lumen Output	Beam Angle
2700K	82	2x18W / 2x25W	2x1642lm / 2x2193lm	20° / 56°
	95		2x1361lm / 2x1882lm	
3000K	82	2x18W / 2x25W	2x1693lm / 2x2261lm	20° / 56°
	95		2x1403lm / 2x1878lm	
4000K	82	2x18W / 2x25W	2x1744lm / 2x2329lm	20° / 56°
	95		2x1445lm / 2x1934lm	
MEAT	82	2x18W / 2x25W	2x1335lm	20° / 56°
BREAD 2500K	88	2x18W / 2x25W	2x1801lm	20° / 56°
FASHION 3100K	95	2x18W / 2x25W	2x1841lm	20° / 56°

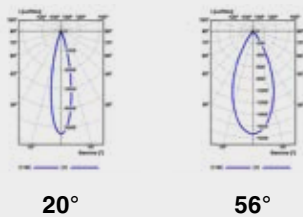
Driver not included. See recommended drivers on page 324-325  
 Driver no incluido. Ver drivers recomendados en página 324-325

# COLIN MINI 3L

no incl. DIM 20° 50.000hs L80 / B10 MacAdam 3 3x18W 3x25W 500mA 33V 700mA 34V 850°C



Family	Color T°	Finish	
03301 Colin Mini 3L 54 / 75W	350 2700K CRI82 20°	1 White	
	360 2700K CRI82 56°	2 Black	
	370 3000K CRI85 20°	3 Grey	
	380 3000K CRI85 56°		
	390 4000K CRI85 20°		
	400 4000K CRI85 56°		
	03301 CRI95	410 2700K CRI95 20°	1 White
		420 2700K CRI95 56°	2 Black
		430 3000K CRI95 20°	3 Grey
		440 3000K CRI95 56°	
450 4000K CRI95 20°			
460 4000K CRI95 56°			
03301 Food	531 BREAD 2500K CRI88 20°	1 White	
	541 BREAD 2500K CRI88 56°	2 Black	
	551 MEAT CRI82 20°	3 Grey	
	561 MEAT CRI82 56°		
03301 Fashion	590 3100K CRI95 20°	1 White	
	600 3100K CRI95 56°	2 Black	
		3 Grey	



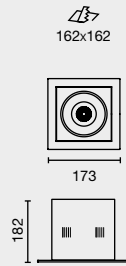

Color T°	CRI	Power	Lumen Output	Beam Angle
2700K	82	3x18W / 3x25W	3x1642lm / 3x2193lm	20° / 56°
	95		3x1361lm / 3x1882lm	
3000K	82	3x18W / 3x25W	3x1693lm / 3x2261lm	20° / 56°
	95		3x1403lm / 3x1878lm	
4000K	82	3x18W / 3x25W	3x1744lm / 3x2329lm	20° / 56°
	95		3x1445lm / 3x1934lm	
MEAT	82	3x18W / 3x25W	3x1335lm	20° / 56°
BREAD 2500K	88	3x18W / 3x25W	3x1801lm	20° / 56°
FASHION 3100K	95	3x18W / 3x25W	3x1841lm	20° / 56°

Driver not included. See recommended drivers on page 324-325  
 Driver no incluido. Ver drivers recomendados en página 324-325




# COLIN 1L

no incl. DIM 20° 50.000hs L80 / B10 MacAdam 3 24W 36W 700mA 33V 1050mA 34V 850°C



Family	Color T°	Finish
03400 Colin 24 / 36W	850 2700K CRI82 20°	1 White
	860 2700K CRI82 56°	2 Black
	870 3000K CRI85 20°	3 Grey
	880 3000K CRI85 56°	
	890 4000K CRI85 20°	
	900 4000K CRI85 56°	
03400 CRI95	910 2700K CRI95 20°	1 White
	920 2700K CRI95 56°	2 Black
	930 3000K CRI95 20°	3 Grey
	940 3000K CRI95 56°	
	950 4000K CRI95 20°	
	960 4000K CRI95 56°	
03401 Food	031 BREAD 2500K CRI88 20°	1 White
	041 BREAD 2500K CRI88 56°	2 Black
	051 MEAT CRI82 20°	3 Grey
	061 MEAT CRI82 56°	
03401 Fashion	090 3100K CRI95 20°	1 White
	100 3100K CRI95 56°	2 Black
		3 Grey
0340040 Colin QR-111 LED G53 12V max.12W		1 White
		2 Black
		3 Grey



20°



56°

Color T°	CRI	Power	Lumen Output	Beam Angle
2700K	82	24 / 36W	2167lm / 3066lm	20° / 56°
	95		2072lm / 2930lm	
3000K	85	24 / 36W	2234lm / 3161lm	20° / 56°
	95		2136lm / 3021lm	
4000K	85	24 / 36W	2301lm / 3256lm	20° / 56°
	95		2200lm / 3112lm	
MEAT	82	24 / 36W	1406lm / 2023lm	20° / 56°
BREAD 2500K	88	24 / 36W	1912lm / 2750lm	20° / 56°
FASHION 3100K	95	24 / 36W	1977lm / 2844lm	20° / 56°

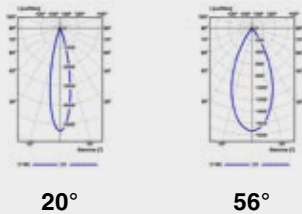
Driver not included. See recommended drivers on page 324-325  
 Driver no incluido. Ver drivers recomendados en página 324-325

# COLIN 2L

no incl. DIM 20° 50.000hs L80 / B10 MacAdam 3 2x24W 2x36W 700mA 33V 1050mA 34V 850°C



Family	Color T°	Finish
03401 Colin 3L 48 / 72W	110 2700K CRI82 20°	1 White
	120 2700K CRI82 56°	2 Black
	130 3000K CRI85 20°	3 Grey
	140 3000K CRI85 56°	
	150 4000K CRI85 20°	
	160 4000K CRI85 56°	
03401 CRI95	170 2700K CRI95 20°	1 White
	180 2700K CRI95 56°	2 Black
	190 3000K CRI95 20°	3 Grey
	200 3000K CRI95 56°	
	210 4000K CRI95 20°	
	220 4000K CRI95 56°	
03401 Food	291 BREAD 2500K CRI88 20°	1 White
	301 BREAD 2500K CRI88 56°	2 Black
	311 MEAT CRI82 20°	3 Grey
	321 MEAT CRI82 56°	
03401 Fashion	350 3100K CRI95 20°	1 White
	360 3100K CRI95 56°	2 Black
		3 Grey
0340050 Colin 2L QR-111 LED G53 12V max.12W		1 White
		2 Black
		3 Grey



Color T°	CRI	Power	Lumen Output	Beam Angle
2700K	82	2x24 / 2x36W	2x2167lm / 2x3066lm	20° / 56°
	95		2x2072lm / 2x2930lm	
3000K	85	2x24 / 2x36W	2x2234lm / 2x3161lm	20° / 56°
	95		2x2136lm / 2x3021lm	
4000K	85	2x24 / 2x36W	2x2301lm / 2x3256lm	20° / 56°
	95		2x2200lm / 2x3112lm	
MEAT	82	2x24 / 2x36W	2x1406lm / 2x2023lm	20° / 56°
BREAD 2500K	88	2x24 / 2x36W	2x1912lm / 2x2750lm	20° / 56°
FASHION 3100K	95	2x24 / 2x36W	2x1977lm / 2x2844lm	20° / 56°

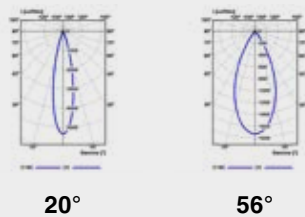
Driver not included. See recommended drivers on page 324-325  
 Driver no incluido. Ver drivers recomendados en página 324-325

# COLIN 3L

no incl. DIM 20° 50.000hs L80 / B10 MacAdam 3 3x24W 3x36W 700mA 33V 1050mA 34V 850°C



Family	Color T°	Finish
03401 Colin 3L 72 / 108W	370 2700K CRI82 20°	1 White
	380 2700K CRI82 56°	2 Black
	390 3000K CRI85 20°	3 Grey
	400 3000K CRI85 56°	
	410 4000K CRI85 20°	
420 4000K CRI85 56°		
03401 CRI95	370 2700K CRI82 20°	1 White
	380 2700K CRI82 56°	2 Black
	390 3000K CRI82 20°	3 Grey
	400 3000K CRI82 56°	
	410 4000K CRI82 20°	
420 4000K CRI82 56°		
03401 Food	551 BREAD 2500K CRI88 20°	1 White
	561 BREAD 2500K CRI88 56°	2 Black
	571 MEAT CRI82 20°	3 Grey
	581 MEAT CRI82 56°	
03401 Fashion	610 3100K CRI95 20°	1 White
	620 3100K CRI95 56°	2 Black
		3 Grey
0340060 Colin 3L QR-111 LED G53 12V max.12W		1 White
		2 Black
		3 Grey



Color T°	CRI	Power	Lumen Output	Beam Angle
2700K	82	3x24 / 3x36W	3x2167lm / 3x3066lm	20° / 56°
	95		3x2072lm / 3x2930lm	
3000K	85	3x24 / 3x36W	3x2234lm / 3x3161lm	20° / 56°
	95		3x2136lm / 3x3021lm	
4000K	85	3x24 / 3x36W	3x2301lm / 3x3256lm	20° / 56°
	95		3x2200lm / 3x3112lm	
MEAT	82	3x24 / 3x36W	3x1406lm / 3x2023lm	20° / 56°
BREAD 2500K	88	3x24 / 3x36W	3x1912lm / 3x2750lm	20° / 56°
FASHION 3100K	95	3x24 / 3x36W	3x1977lm / 3x2844lm	20° / 56°

Driver not included. See recommended drivers on page 324-325  
 Driver no incluido. Ver drivers recomendados en página 324-325

Luminaire in a round adjustable format. This family of luminaires is manufactured in different sizes and powers so it is easy to find the one that best suits our lighting needs.

Luminaria de formato redondo orientable. Esta familia de luminarias se fabrica en diferentes tamaños y potencias por lo que es fácil encontrar la que más se ajuste a nuestras necesidades de iluminación.



# OPTIC





**Optic Mini**  
18 / 25W



ø140

**Optic**  
24 / 36W



ø165

**FINISH**  
Acabado

● **Black**  
Negro

○ **White**  
Blanco

● **Grey**  
Gris

**COLOR TEMPERATURE**  
Temperatura de color

2700K CRI82

3000K CRI85

4000K CRI85

2700K CRI95

3000K CRI95

4000K CRI95

**MEAT**

**BREAD**

**FASHION**

**BEAM ANGLE**  
Ángulo de apertura

20°

56°

**CONTROL SYSTEM**  
Sistema de control



CASAMBI



# Highlights



**Different sizes**  
Diversos tamaños



**Cardanic orientation**  
Orientación cardánica

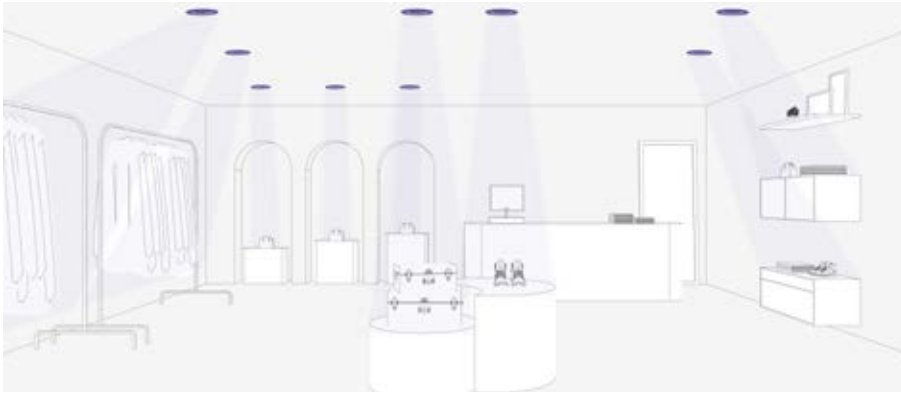


**High CRI**  
Alto IRC



**Several color temperatures**  
Varias temperaturas de color






**Retail**

## Beam Angle



**20°**



**56°**

# OPTIC MINI

no incl. DIM 20° 50.000hs L80 / B10 MacAdam 3 18W 25W 500mA 33V 700mA 34V 850°C



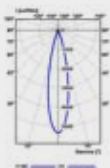
Family	Color T°	Finish
03250 Optic Mini 18 / 25W	300 2700K CRI82 20°	1 White
	310 2700K CRI82 56°	2 Black
	320 3000K CRI85 20°	3 Grey
	330 3000K CRI85 56°	
	340 4000K CRI85 20°	
350 4000K CRI85 56°		
03250 CRI95	360 2700K CRI95 20°	1 White
	370 2700K CRI95 56°	2 Black
	380 3000K CRI95 20°	3 Grey
	390 3000K CRI95 56°	
	400 4000K CRI95 20°	
410 4000K CRI95 56°		
03250 Food	481 BREAD 2500K CRI88 20°	1 White
	491 BREAD 2500K CRI88 56°	2 Black
	501 MEAT CRI82 20°	3 Grey
	511 MEAT CRI82 56°	
03250 Fashion	541 3100K CRI95 20°	1 White
	551 3100K CRI95 56°	2 Black
		3 Grey

03250

300

1

Example **032503001** — Optic Mini 18W 2700K CRI82 20° White



20°



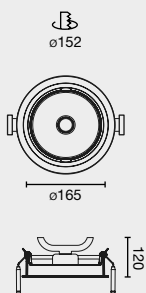
56°

Color T°	CRI	Power	Lumen Output	Beam Angle
2700K	82	18W / 25W	1642lm / 2193lm	20° / 56°
	95		1361lm / 1882lm	
3000K	85	18W / 25W	1693lm / 2261lm	20° / 56°
	95		1403lm / 1878lm	
4000K	85	18W / 25W	1744lm / 2329lm	20° / 56°
	95		1445lm / 1934lm	
MEAT	82	18W / 25W	1335lm	20° / 56°
BREAD 2500K	88	18W / 25W	1801lm	20° / 56°
FASHION 3100K	95	18W / 25W	1841lm	20° / 56°


**Driver not included.** See recommended drivers on page 324-325  
**Driver no incluido.** Ver drivers recomendados en página 324-325

# OPTIC

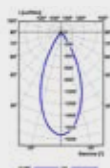
no incl. DIM 20° 50.000hs L80 / B10 MacAdam 3 24W 36W 700mA 33V 1050mA 34V 850°C



Family	Color T°	Finish
03200 Optic 24 / 36W	300 2700K CRI82 20°	1 White
	310 2700K CRI82 56°	2 Black
	320 3000K CRI85 20°	
	330 3000K CRI85 56°	
	340 4000K CRI85 20°	
	350 4000K CRI85 56°	
03200 CRI95	360 2700K CRI95 20°	1 White
	370 2700K CRI95 56°	2 Black
	380 3000K CRI95 20°	
	390 3000K CRI95 56°	
	400 4000K CRI95 20°	
	410 4000K CRI95 56°	
03200 Food	481 BREAD 2500K CRI88 20°	1 White
	491 BREAD 2500K CRI88 56°	2 Black
	501 MEAT CRI82 20°	
	511 MEAT CRI82 56°	
03200 Fashion	541 3100K CRI95 20°	1 White
	551 3100K CRI95 56°	2 Black



20°

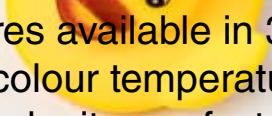


56°

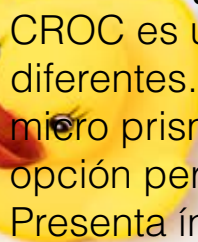
Color T°	CRI	Power	Lumen Output	Beam Angle
2700K	82	24 / 36W	2167lm / 3066lm	20° / 56°
	95		2072lm / 2930lm	
3000K	85	24 / 36W	2234lm / 3161lm	20° / 56°
	95		2136lm / 3021lm	
4000K	85	24 / 36W	2301lm / 3256lm	20° / 56°
	95		2200lm / 3112lm	
MEAT	82	24 / 36W	1406lm / 2023lm	20° / 56°
BREAD 2500K	88	24 / 36W	1912lm / 2750lm	20° / 56°
FASHION 3100K	95	24 / 36W	1977lm / 2844lm	20° / 56°

Driver not included. See recommended drivers on page 324-325  
 Driver no incluido. Ver drivers recomendados en página 324-325





CROC is a family of recessed light fixtures available in 3 different sizes: 100 mm, 135 mm and 180 mm. Its different colour temperature options and its microprismatic optics for glare control make it a perfect option for work zones and spaces dedicated to healthcare. It has IP44 for humid zones and a low recess height.

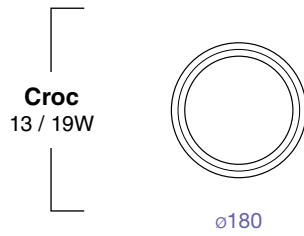
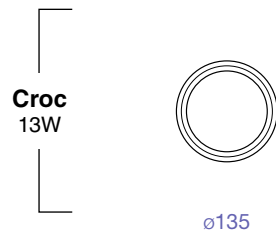
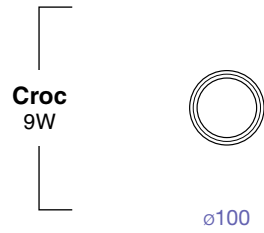


CROC es una familia de luminarias empotrables disponible en 3 tamaños diferentes. Sus diferentes opciones de temperatura de color y su óptica micro prismática para el control del deslumbramiento la convierten en una opción perfecta para zonas de trabajo y espacios dedicados a la salud. Presenta índice de protección 44 para zonas húmedas y una baja cota de empotramiento.



# CROC





**FINISH**  
Acabado

**White**  
Blanco

**COLOR TEMPERATURE**  
Temperatura de color

2700K CRI90

3000K CRI90

4000K CRI90

**BEAM ANGLE**  
Ángulo de apertura



**CONTROL SYSTEM**  
Sistema de control



# Highlights



**Different sizes**  
Diversos tamaños



**Micro-prismatic optics**  
Óptica micro prismática



**IP44/54**



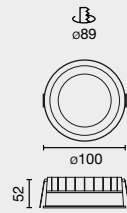
**Several color temperatures**  
Varias temperaturas de color





# CROC 9W

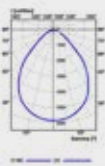
incl. DIM 50.000hs L70 / B10 MacAdam 3 IP44 / 54 100-240V 220-240V 50 / 60Hz 850°C



Family	Color T°	Beam Angle	Finish	Control System
<b>43780</b> CROC 9W	<b>927</b> 2700K CRI90 930 3000K CRI90 940 4000K CRI90	<b>9</b> 90°	<b>1</b> White	<b>W</b> CASAMBI <b>D</b> DALI <b>C</b> TRAC ON/OFF

43780 927 9 1 W

Example **4378092791W** — CROC 9W 2700K 90° White Casambi

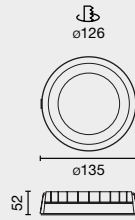


90°

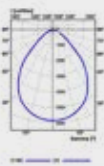
Option	Color T°	CRI	Power	Lumen Output	Beam Angle
927	2700K	90	9W	596lm	90°
930	3000K	90	9W	614lm	90°
940	4000K	90	9W	632lm	90°

# CROC 13W

incl. DIM 50.000hs L70 / B10 MacAdam 3 IP44 / 54 100-240V 220-240V 50 / 60Hz 850°C UGR <19



Family	Color T°	Beam Angle	Finish	Control System
43781 Croc 13W	<p>927 2700K CRI90</p> <p>930 3000K CRI90</p> <p>940 4000K CRI90</p>	9 90°	1 White	<p>W CASAMBI</p> <p>D DALI</p> <p>C TRAC</p> <p>ON/OFF</p>

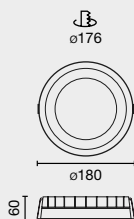


90°

Option	Color T°	CRI	Power	Lumen Output	Beam Angle
927	2700K	90	13W	1027lm	90°
930	3000K	90	13W	1059lm	90°
940	4000K	90	13W	1091lm	90°

# CROC 13/19W

incl. DIM 50.000hs L70 / B10 MacAdam 3 IP44 / 54 100-240V 220-240V 50 / 60Hz 850°C



Family	Color T°	Beam Angle	Finish	Control System
<b>43782</b> Croc 19W	<b>927</b> 2700K CRI90	<b>9</b> 90°	<b>1</b> White	<b>W</b> CASAMBI <b>D</b> BALI <b>C</b> TRAC ON/OFF
<b>43783</b> Croc 13W UGR<19	<b>930</b> 3000K CRI90 <b>940</b> 4000K CRI90			



90°

Option	Color T°	CRI	Power	Lumen Output	Beam Angle
927	2700K	90	19W	1660lm	90°
930	3000K	90	19W	1711lm	90°
940	4000K	90	19W	1762lm	90°
<b>UGR&lt;19</b>					
927	2700K	90	13W	1237lm	90°
930	3000K	90	13W	1275lm	90°
940	4000K	90	13W	1313m	90°







# FOST

## PULLDOWN

Recessed light fixture designed to fulfill the downlight function with the possibility to be converted into a 100% functional projector thanks to its optical block extraction system, enabling it to meet the highest requirements of accent lighting. This characteristic grants FOST PULLDOWN a flexibility suitable for any multifunctional spaces that require its adaptation or modification from a fixed point.

Luminaria empotrada diseñada para cumplir la función de downlight y con posibilidad de convertirse en un proyector 100% funcional gracias a su sistema de extracción del bloque óptico que le permite cumplir las máximas exigencias de una iluminación de acento. Esta característica le otorga a FOST PULLDOWN una flexibilidad idónea para espacios multifuncionales que requieran una adaptación o modificación de éste desde un punto fijo.



### Collection



Ceiling  
193



Pendant  
247

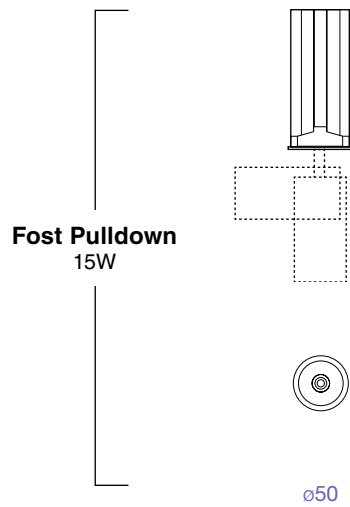


Surface  
183



Track  
43





**FINISH**  
Acabado

● **Black**  
Negro

○ **White**  
Blanco

**COLOR TEMPERATURE**  
Temperatura de color

2700K CRI90	3000K CRI90	4000K CRI90
2700K CRI97	3000K CRI97	4000K CRI97

**BEAM ANGLE**  
Ángulo de apertura



**ACCESSORIES**  
Accesorios

○  
White Ring

○  
Copper Ring

**CONTROL SYSTEM**  
Sistema de control

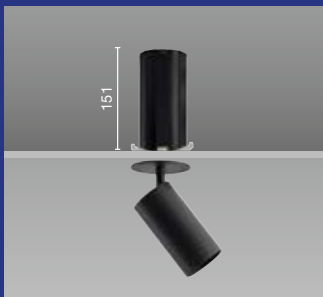


# Highlights



**Its extraction system enables the block to be positioned at different heights without limiting creativity, creating a decorative geometric effect while lighting the space.**

Su sistema de extracción permite posicionar el bloque a diferentes alturas sin límites para la creatividad y generando un efecto geométrico decorativo a la vez que ilumina el espacio.



**Consider the installation height in your project**  
Tenga en cuenta la altura de la instalación en su proyecto




**Anti-glare**  
Anti deslumbramiento



**High CRI**  
Alto IRC



**Several color temperatures**  
Varias temperaturas de color



Needs consulting  
for your project?  
¿Necesitas  
asesoramiento  
para tu proyecto?





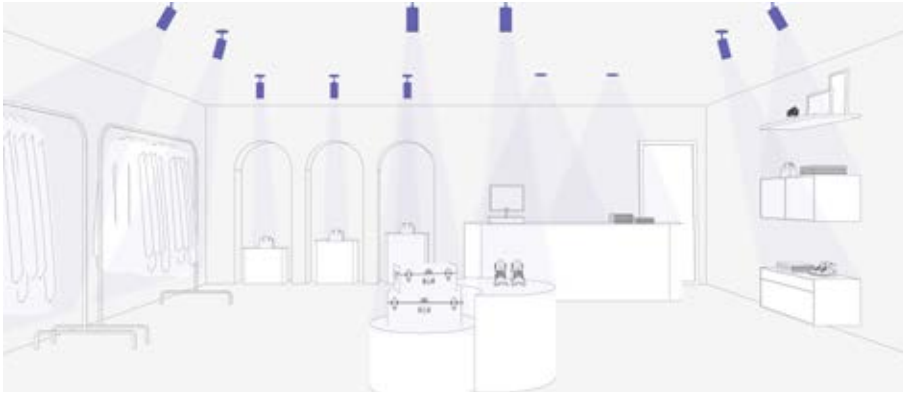
**White Ring**



**Copper Ring**

# Accessories

	<b>White Ring</b>	<b>Copper Ring</b>
ø50	011600099	011600098




**Retail**



**Restaurant**

## Beam Angle



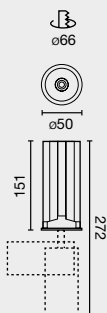
**12°**

**20°**

**35°**

# FOST PULLDOWN 15W

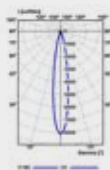
incl. DIM 355° 90° 50.000hs L70 / B10 MacAdam 2&3 220-240V 50 / 60Hz 850°C



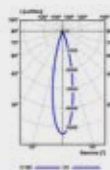
Family	Color T°	Beam Angle	Finish	Control System
0122 Fost Pulldown 15W	927 2700K CRI90	1 12°	1 White	W CASAMBI
	930 3000K CRI90	2 20°	2 Black	D BALI
	940 4000K CRI90	3 35°		ON/OFF
	X27 2700K CRI97			
	X30 3000K CRI97			
	X40 4000K CRI97			

0122 927 1 1 W

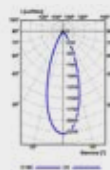
Example 012292711W — Fost Pulldown 15W 2700K CRI90 12° White Casambi



12°



20°



35°

Option	Color T°	CRI	Power	Lumen Output	Beam Angle
927	2700K	90	15W	1235lm / 1257lm / 1303lm	12° / 20° / 35°
X27		97	15W	1111lm / 1131lm / 1172lm	12° / 20° / 35°
930	3000K	90	15W	1273lm / 1295lm / 1343lm	12° / 20° / 35°
X30		97	15W	1146lm / 1166lm / 1209lm	12° / 20° / 35°
940	4000K	90	15W	1311lm / 1334lm / 1383lm	12° / 20° / 35°
X40		97	15W	1180lm / 1201lm / 1245lm	12° / 20° / 35°



Size does matter. UNO has a design that is small in dimension and a large capacity to create environments with light with minimum visual invasion, both in the space and on the recess surface.

El tamaño sí importa. UNO presenta un diseño de reducidas dimensiones y una gran capacidad de crear entornos con luz con la mínima invasión visual, tanto en el espacio como en la superficie de empotramiento.





**UNO**





**FINISH**  
Acabado

● **Black+Black**  
Negro+Negro

◐ **Black+White**  
Negro+Blanco

○ **White+White**  
Blanco+Blanco

◑ **White+Black**  
Blanco+Negro

◑ **Black+Gold**  
Negro+Oro

◑ **White+Gold**  
Blanco+Oro

**COLOR TEMPERATURE**  
Temperatura de color

2700K CRI90

3000K CRI90

**BEAM ANGLE**  
Ángulo de apertura

11°

24°

37°

**ACCESSORIES**  
Accesorios



Honeycomb

**CONTROL SYSTEM**  
Sistema de control



# Highlights

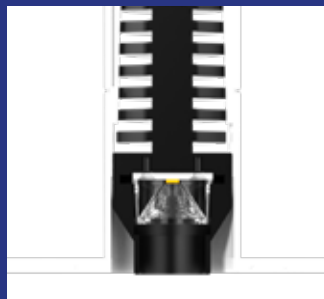


**The size/flow ratio of its downlight and extractable projector versions makes it possible to fulfill the requirements needed for applications in hotels, restaurants and retail, as well as its domestic application.**

La relación tamaño-flujo de sus versiones downlight y proyector extraíble hacen posible que, además de su aplicación doméstica, cumpla con las exigencias requeridas para aplicaciones en hoteles, restaurantes y retail.



**Passive heat dissipation system**  
Sistema de disipación térmica pasiva



**Glare control**  
Control de deslumbramiento  
Fuente de luz recedida



**Removable downlight module**  
Módulo downlight extraíble a presión



**Several color temperatures**  
Varias temperaturas de color





Honeycomb

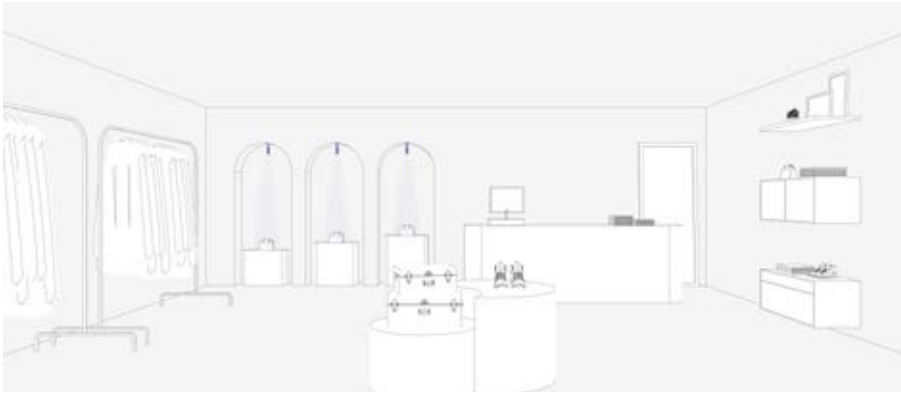
# Accessories

---

Honeycomb

35300099

---



**Retail**



**Restaurant**



**Residential**

## Beam Angle



**11°**



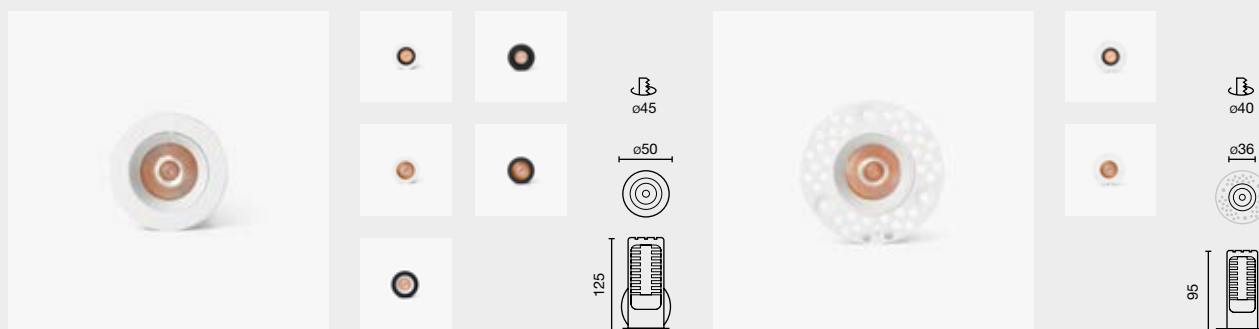
**24°**



**37°**

# UNO DOWNLIGHT 8W

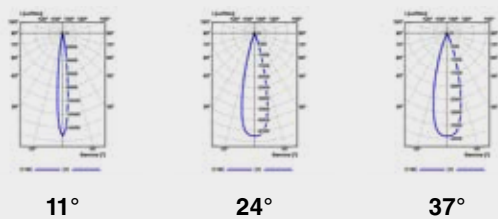
incl. DIM 50.000hs L70 / B10 MacAdam 3 220-240V 50 / 60Hz 850°C



Family	Color T°	Beam Angle	Finish	Ring	Control System
<b>0331</b> Uno Trim 8W	<b>927</b> 2700K CRI90	<b>1</b> 11°	<b>1</b> White	<b>1</b> White	<b>D</b> DALI
<b>0332</b> Uno Trimless 8W	<b>930</b> 3000K CRI90	<b>2</b> 24°	<b>2</b> Black	<b>2</b> Black	<b>ON/OFF</b>
		<b>3</b> 37°		<b>4</b> Gold	

**0331**      **927**      **1**      **1**      **1**      **D**

Example **0331927111W** — Uno trim 8W 2700K CRI90 11° White, White Ring Dali



**11°**

**24°**

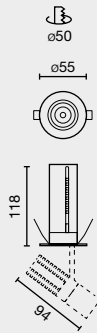

**37°**

Option	Color T°	CRI	Power	Lumen Output	Beam Angle
927	2700K	90	8W	347lm / 346lm / 331lm	11° / 24° / 37°
930	3000K	90	8W	358lm / 357lm / 341lm	11° / 24° / 37°




# UNO PULLDOWN PROJECTOR 8W


incl. DIM 355° 90° 50.000hs L70 / B10 MacAdam 3 220-240V 50 / 60Hz 850°C




Family	Color T°	Beam Angle	Finish	Ring	Control System
0333 Uno Pulldown 8W	927 2700K CRI90	1 11°	1 White	1 White	D  ON/OFF
	930 3000K CRI90	2 24°	2 Black	2 Black	
		3 37°		4 Gold	



11°



24°



37°

Option	Color T°	CRI	Power	Lumen Output	Beam Angle
927	2700K	90	8W	347lm / 346lm / 331lm	11° / 24° / 37°
930	3000K	90	8W	358lm / 357lm / 341lm	11° / 24° / 37°

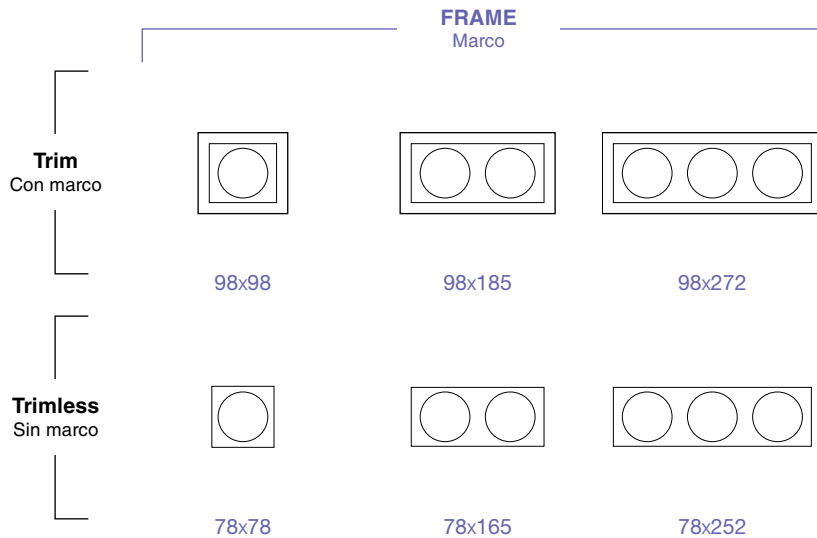
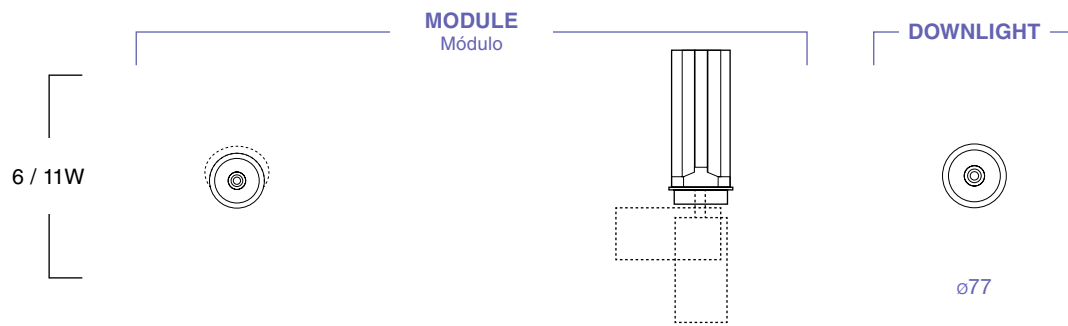
TEIDE is a modular system of recessed light fixtures which stands out for its great versatility, high visual comfort and the orientability of its modules. Minimalist in design, it offers a broad integration with architecture, ideal for residential and retail use. Committed to lighting excellence with CRI97 and 2 MacAdam options.

TEIDE es un sistema modular de luminarias de empotrar que destaca por su gran versatilidad, alto confort visual y la orientabilidad de sus módulos. De diseño minimalista, ofrece una amplia integración con la arquitectura, ideal para uso residencial y retail. Apuesta por la excelencia lumínica con las opciones CRI97 y 2 MacAdam.



**TEIDE**





**FINISH**  
Acabado

● **Black**  
Negro

○ **White**  
Blanco

**COLOR TEMPERATURE**  
Temperatura de color

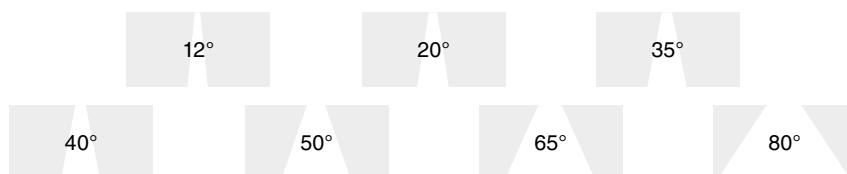
2700K CRI90

3000K CRI90

2700K CRI97

3000K CRI97

**BEAM ANGLE**  
Ángulo de apertura



**CONTROL SYSTEM**  
Sistema de control



# Highlights

## Teide system



Module Downlight



Projector



Trim 1L



Trim 2L



Trim 3L



Trimless 1L



Trimless 2L



Trimless 3L

The system consists of a round downlight module and a spotlight module that can be combined in square/rectangular recessed frames with 1, 2 and 3 lights (also available in frameless version). The downlight module is also available in a round hole installation version, TEIDE Downlight.

El sistema se compone de un módulo redondo tipo downlight y de otro tipo proyector que se pueden combinar entre sí en marcos de empotrar cuadrados/rectangulares de 1, 2 y 3 luces (también disponibles en versión sin marco). El módulo tipo downlight está además disponible en su versión de instalación para agujero redondo, TEIDE Downlight.



Pulldown projector module

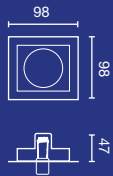
## Teide downlight



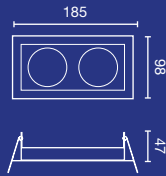
**Orientation without light loss**  
Orientación sin pérdida de luz



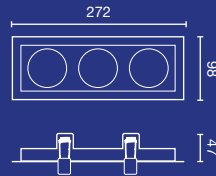
Trim 1L



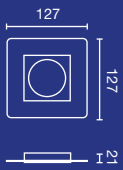
Trim 2L



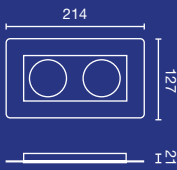
Trim 3L



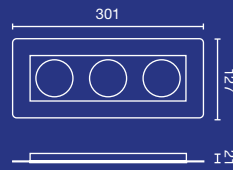
Trimless 1L



Trimless 2L



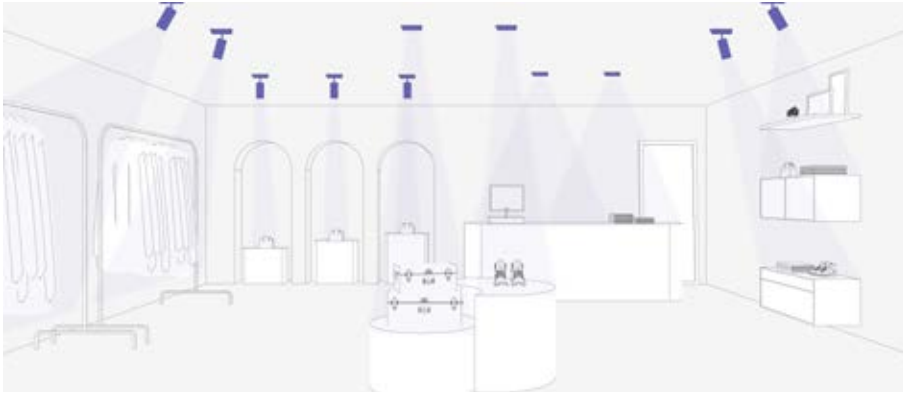
Trimless 3L



# Frames

Trim 1L	Trim 2L	Trim 3L	Trimless 1L	Trimless 2L	Trimless 3L
● 034600011	● 034600021	● 034600031	● 034700011	● 034700021	● 034700031
● 034600012	● 034600022	● 034600032	● 034700012	● 034700022	● 034700032





**Retail**



**Restaurant**



**Residential**

**Beam Angle Downlight**



**40°**



**50°**



**65°**



**80°**



**12°**



**20°**

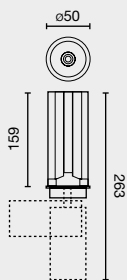


**35°**

**Beam Angle Projector**

# TEIDE PROJECTOR MODULE

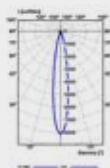
incl. DIM 355° 80° 50.000hs L70 / B10 MacAdam 2&3 220-240V 50 / 60Hz 850°C



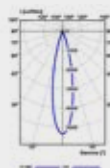
Family	Color T°	Beam Angle	Finish	Control System
0349 Teide Projector Module 9W	927 2700K CRI90	1 12° 2 20° 3 35°	1 White	D  ON/OFF
	930 3000K CRI90		2 Black	
	X27 2700K CRI97			
	X30 3000K CRI97			

0349 927 1 1 W


Example 034992711D — Teide Projector Module 9W 2700K CRI90 12° White Dali



12°



20°



35°

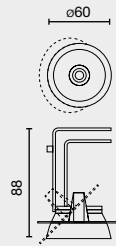
Option	Color T°	CRI	Power	Lumen Output	Beam Angle
927	2700K	90	9W	741lm / 754lm / 782lm	12° / 20° / 35°
X27		97	9W	667lm / 678lm / 703lm	12° / 20° / 35°
930	3000K	90	9W	764lm / 777lm / 806lm	12° / 20° / 35°
X30		97	9W	687lm / 699lm / 725lm	12° / 20° / 35°


See frame options on page 150  
Ver opciones de marco en página 150




# TEIDE DOWNLIGHT MODULE

incl. DIM 355° 45° 50.000hs L70 / B10 MacAdam 2&3 220-240V 50 / 60Hz 850°C



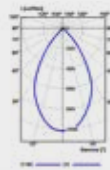
Family	Color T°	Beam Angle	Finish	Control System
0352 Teide Downlight Module 10W	927 2700K CRI90	4 40°	1 White	D  ON/OFF
	930 3000K CRI90	5 50°	2 Black	
	X27 2700K CRI97	6 65°		
	X30 3000K CRI97	8 80°		



40°



50°



65°



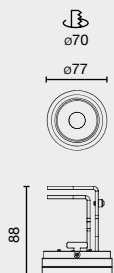
80°

Option	Color T°	CRI	Power	Lumen Output	Beam Angle
927	2700K	90	10W	774lm / 769lm / 783lm / 812lm	40° / 50° / 65° / 80°
X27		97	10W	697lm / 692lm / 704lm / 731lm	40° / 50° / 65° / 80°
930	3000K	90	10W	798lm / 793lm / 807lm / 837lm	40° / 50° / 65° / 80°
X30		97	10W	718lm / 714lm / 726lm / 753lm	40° / 50° / 65° / 80°


See frame options on page 150  
Ver opciones de marco en página 150

# TEIDE DOWNLIGHT

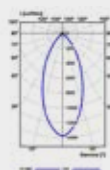
incl. DIM 355° 45° 50.000hs L70 / B10 MacAdam 2&3 220-240V 50 / 60Hz 850°C



Family	Color T°	Beam Angle	Finish	Control System
0348 Teide Downlight 10W	927 2700K CRI90	4 40°	1 White	D  ON/OFF
	930 3000K CRI90	5 50°	2 Black	
	X27 2700K CRI97	6 65°		
	X30 3000K CRI97	8 80°		



40°



50°



65°



80°

Option	Color T°	CRI	Power	Lumen Output	Beam Angle
927	2700K	90	10W	774lm / 769lm / 783lm / 812lm	40° / 50° / 65° / 80°
X27		97	10W	697lm / 692lm / 704lm / 731lm	40° / 50° / 65° / 80°
930	3000K	90	10W	798lm / 793lm / 807lm / 837lm	40° / 50° / 65° / 80°
X30		97	10W	718lm / 714lm / 726lm / 753lm	40° / 50° / 65° / 80°

See frame options on page 150  
Ver opciones de marco en página 150

TULIPA is the ideal solution when light quality and great visual comfort are needed. Downlight with aluminium injection frame and high-quality finishes which, thanks to its cut-off and its integrated honeycomb, guarantees maximum visual comfort.

TULIPA es la solución ideal cuando se precisa calidad de luz y gran confort visual. Downlight con marco de inyección de aluminio y acabados de alta calidad que, gracias a su cut-off y su panel de abeja integrado, garantiza el máximo confort visual.

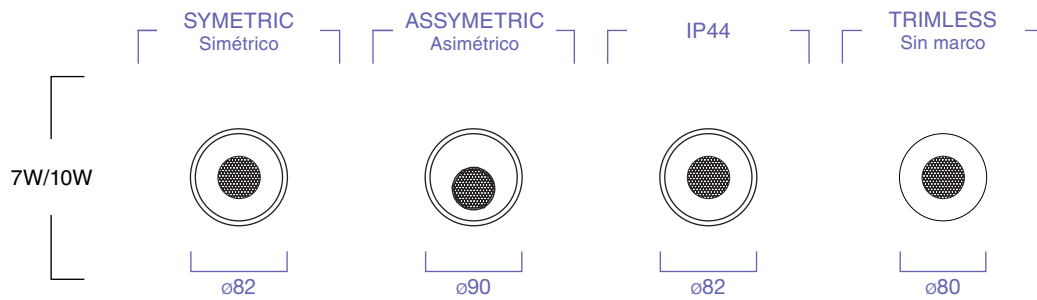


# TULIPA









**FINISH**  
Acabado

● **Black**  
Negro

○ **White**  
Blanco

**COLOR TEMPERATURE**  
Temperatura de color

2700K CRI90

3000K CRI90

4000K CRI90

**BEAM ANGLE**  
Ángulo de apertura

15°

24°

36°

55°

**ACCESSORIES**  
Accesorios

○  
Supplementary  
White Ring

○  
Supplementary  
Black Ring

**CONTROL SYSTEM**  
Sistema de control



CASAMBI



# Highlights

**Optical block formed by a secondary aluminium injection reflector which at the same time functions as a recess ring, integrated honeycomb, along with a high-purity PMMA lens.**

Bloque óptico formado por un reflector secundario de inyección de aluminio que a la vez ejerce de aro de empotramiento, panel de abeja integrado junto con una lente de PMMA de alta pureza.



**Built-in Honeycomb**  
Panel de abeja incorporado



**Symmetric / Asymmetric**  
Simétrico / Asimétrico



**Simple clipping system**  
Sistema de clipaje simple



**Optional IP44**  
Opción IP44



**High CRI**  
Alto IRC



**Several color temperatures**  
Varias temperaturas de color




Needs consulting  
for your project?  
¿Necesitas  
asesoramiento  
para tu proyecto?





**Supplementary  
White Ring**



**Supplementary  
Black Ring**

# Accessories

**Supplementary  
White Ring**

033500098

**Supplementary  
Black Ring**

033500099



**Residential**



**Office**



**Restaurant**

## Beam Angle



**15°**



**24°**



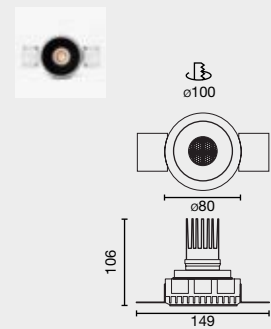
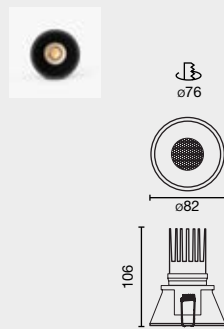
**36°**



**55°**

# TULIPA

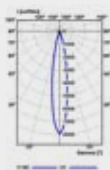
incl. DIM 50.000hs L80 / B10 MacAdam 3 220-240V 50 / 60Hz 850°C




Family	Power	Color T°	Beam Angle	Finish	Control System
<b>0335</b> Tulipa Trim	<b>1</b> 7W 350mA	<b>927</b> 2700K CRI90	<b>1</b> 15°	<b>1</b> White	<b>W</b> CASAMBI
<b>0337</b> Tulipa Trim IP44	<b>2</b> 10W 500mA	<b>930</b> 3000K CRI90	<b>2</b> 24°	<b>2</b> Black	<b>D</b> DALI
<b>0338</b> Tulipa Trimless		<b>940</b> 4000K CRI90	<b>3</b> 36°		<b>C</b> TRAC
			<b>5</b> 55°		<b>ON/OFF</b>

**0335**      **1**      **927**      **1**      **1**      **W**

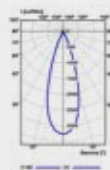
Example **0335192711W** — Tulipa trim 7W 350mA 2700K CRI90 15° White Casambi




**15°**



**24°**



**36°**

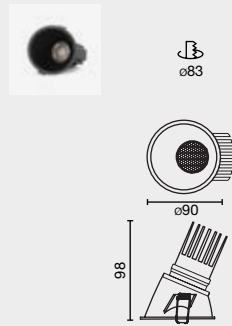


**55°**

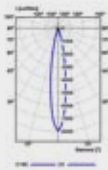
Option	Color T°	CRI	Power	Lumen Output	Beam Angle
0335 / 0337 / 0338	2700K	90	7W 350mA	355lm / 387lm / 406lm / 313lm	15° / 24° / 36° / 55°
		90	10W 500mA	504lm / 550lm / 577lm / 445lm	15° / 24° / 36° / 55°
0335 / 0337 / 0338	3000K	90	7W 350mA	366lm / 399lm / 419lm / 323lm	15° / 24° / 36° / 55°
		90	10W 500mA	520lm / 567lm / 595lm / 459lm	15° / 24° / 36° / 55°
0335 / 0337 / 0338	4000K	90	7W 350mA	377lm / 411lm / 432lm / 333lm	15° / 24° / 36° / 55°
		90	10W 500mA	535lm / 584lm / 613lm / 472lm	15° / 24° / 36° / 55°

# TULIPA ASYMMETRIC


incl. DIM 50.000hs L80 / B10 MacAdam 3 220-240V 50 / 60Hz 850°C




Family	Power	Color T°	Beam Angle	Finish	Control System
0336 Tulipa Asymmetric	1 7W 350mA	927 2700K CRI90	1 15°	1 White	W CASAMBI
	2 10W 500mA	930 3000K CRI90	2 24°	2 Black	D DALI
		940 4000K CRI90	3 36°		C TRAC
			5 55°		ON/OFF




\*15°



\*24°



\*36°



\*55°

Option	Color T°	CRI	Power	Lumen Output	Beam Angle
0336	2700K	90	7W 350mA	333lm / 377lm / 465lm / 320lm	15° / 24° / 36° / 55°
		90	10W 500mA	472lm / 536lm / 660lm / 455lm	15° / 24° / 36° / 55°
0336	3000K	90	7W 350mA	343lm / 389lm / 479lm / 330lm	15° / 24° / 36° / 55°
		90	10W 500mA	487lm / 552lm / 680lm / 469lm	15° / 24° / 36° / 55°
0336	4000K	90	7W 350mA	353lm / 401lm / 493lm / 340lm	15° / 24° / 36° / 55°
		90	10W 500mA	502lm / 569lm / 701lm / 483lm	15° / 24° / 36° / 55°

\*Beam angle with 30° inclination  
\*Ángulo con 30° inclinación





PODIUM is a modular system of recessed and surface light fixtures which offers different light effects and configurations, enabling the creation of different climates with an integrated aesthetic. One product, one project, infinite possibilities.

PODIUM es un sistema modular de luminarias de empotrar y de superficie que ofrece diferentes efectos lumínicos y configuraciones permitiendo generar diversos climas con una estética integrada. Un producto, un proyecto, infinitas posibilidades.

# PODIUM

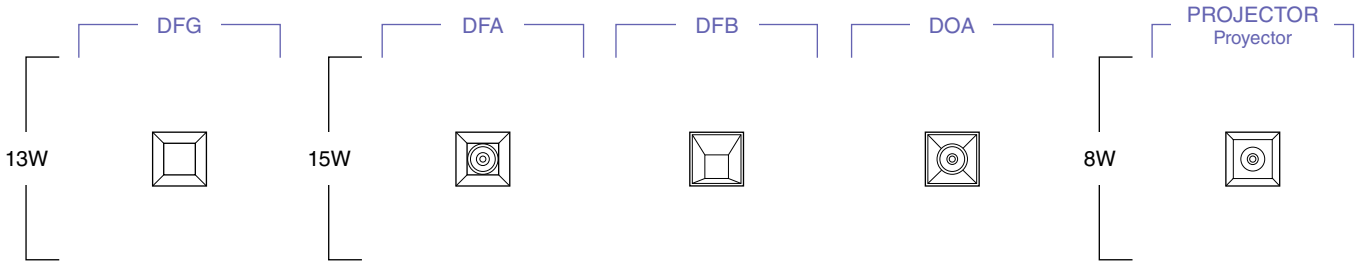


Podium Collection

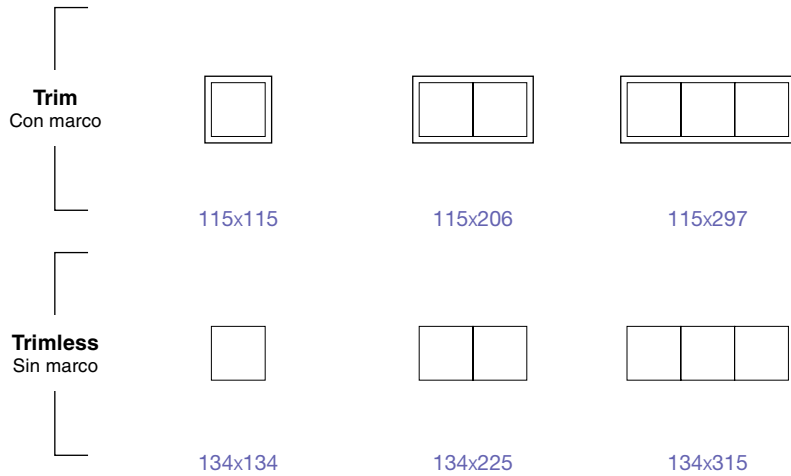


Surface  
215

**MODULE**  
Modulo



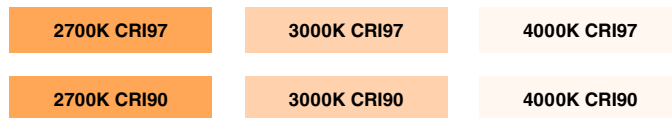
**FRAME**  
Marco




**FINISH**  
Acabado

- Black**  
Negro
- White**  
Blanco

**COLOR TEMPERATURE**  
Temperatura de color



**BEAM ANGLE**  
Ángulo de apertura



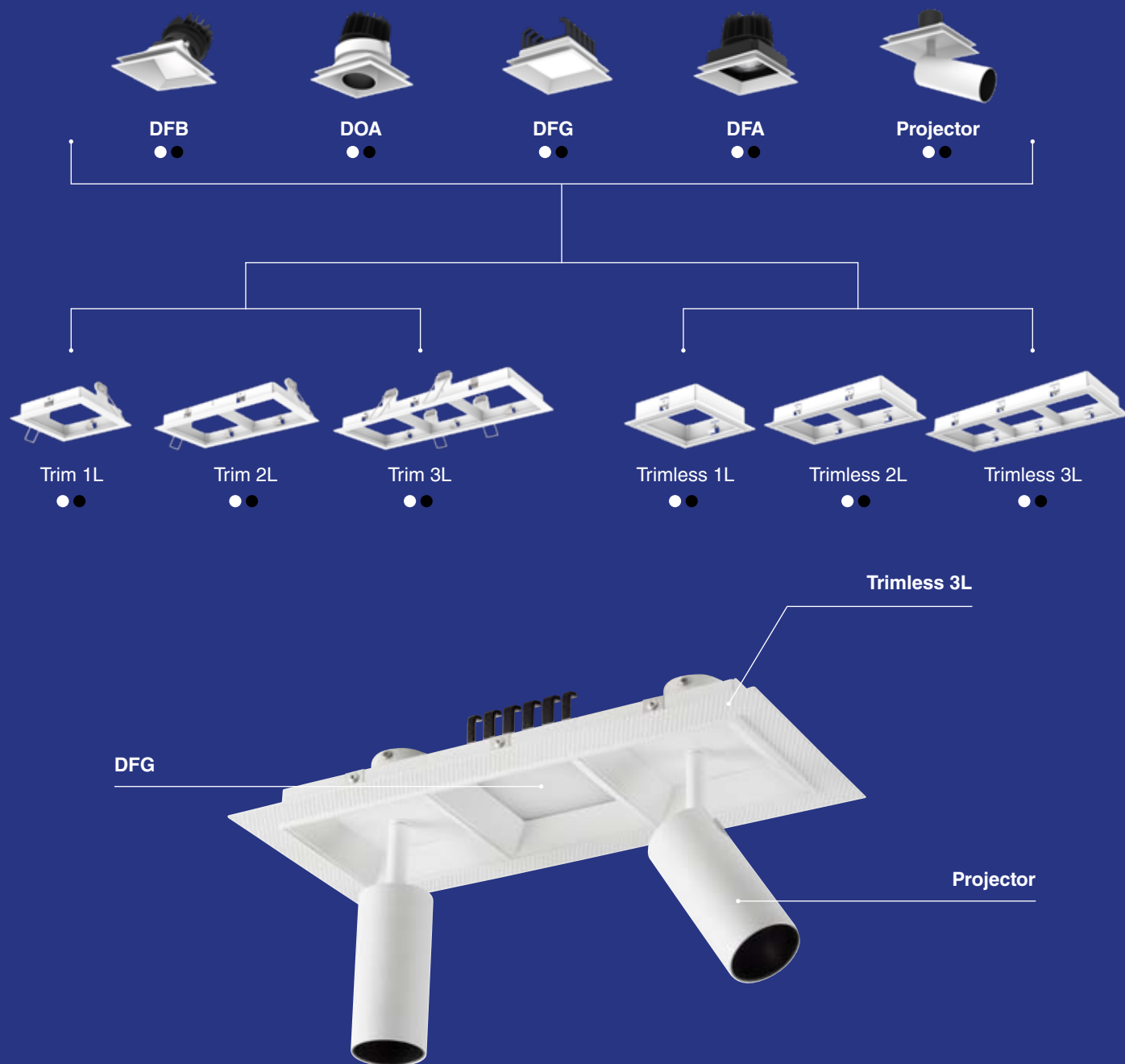
**ACCESSORIES**  
Accesorios



**CONTROL SYSTEM**  
Sistema de control




# Highlights



The recessed system has options with and without a frame of 1, 2 and 3 lights, making it possible to combine general, downlight, fixed and orientable accent and projector lighting optics into one product. The family is offered in 3 colour temperatures and high CRI.

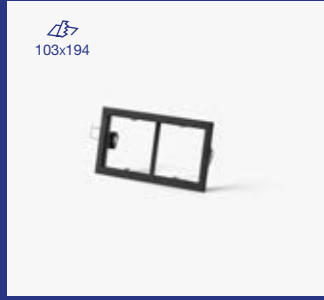
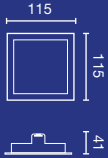
El sistema empotrable cuenta con opciones con y sin marco de 1,2 y 3 luces pudiendo combinar en un mismo producto ópticas de iluminación general, bañador, acento fija y orientable y proyector.





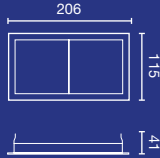
103x103

Trim 1L



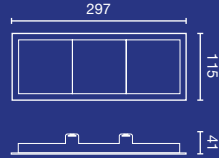
103x194

Trim 2L



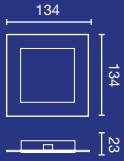
103x285

Trim 3L



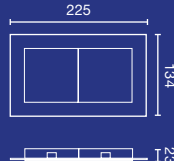
98x98

Trimless 1L



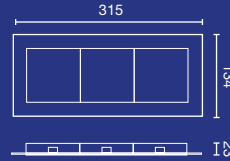
98x189

Trimless 2L



98x279

Trimless 3L



Honeycomb



Stripped Glass



Diffusion Sheet

# Frames

# Accessories for DFA&DOA

Trim 1L	Trim 2L	Trim 3L	Trimless 1L	Trimless 2L	Trimless 3L
● 034100011	● 034100021	● 034100031	● 034200011	● 034200021	● 034200031
● 034100012	● 034100022	● 034100032	● 034200012	● 034200022	● 034200032

Honeycomb	Stripped Glass	Diffusion sheet
034100098	034100097	034100099



**Residential**



**Restaurant**

## Beam Angle



**15°**



**24/25°**



**35/38°**



**60°**




**90°**



**110°**

# PODIUM DFA MODULE

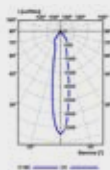
incl. DIM 50.000hs L70 / B10 MacAdam 3 220-240V 50 / 60Hz 850°C



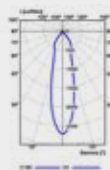
Family	Color T°	Beam Angle	Finish	Control System
0341 Podium DFA Module 15W	927 2700K CRI97	1 15°	1 White	W CASAMBI
	930 3000K CRI97	2 24°	2 Black	D DALI
	940 4000K CRI97	3 38°		C TRAC
		6 60°		ON/OFF

0341 927 1 1 W

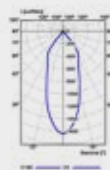
Example **034192711W** — Podium DFA 15W 2700K CRI97 15° White Casambi



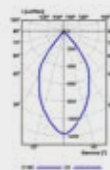
15°



24°



38°



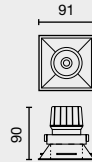
60°

Option	Color T°	CRI	Power	Lumen Output	Beam Angle
X27	2700K	97	15W	957lm / 974lm / 794lm / 855lm	15° / 24° / 38° / 60°
X30	3000K	97	15W	987lm / 1004lm / 819lm / 881lm	15° / 24° / 38° / 60°
X40	4000K	97	15W	1017lm / 1034lm / 844lm / 907lm	15° / 24° / 38° / 60°




# PODIUM DOA MODULE


incl. DIM 355° 20° 50.000hs L70 / B10 MacAdam 3 220-240V 50 / 60Hz 850°C




Family	Color T°	Beam Angle	Finish	Control System
0342 Podium DOA Module 15W	927 2700K CRI97	1 15°	1 White	W CASAMBI
	930 3000K CRI97	2 24°	2 Black	D DALI
	940 4000K CRI97	3 38°		C TRAC
		6 60°		ON/OFF




15°



24°



38°

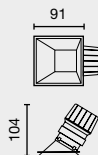


60°


Option	Color T°	CRI	Power	Lumen Output	Beam Angle
X27	2700K	97	15W	554lm / 534lm / 524lm / 493lm	15° / 24° / 38° / 60°
X30	3000K	97	15W	571lm / 551lm / 540lm / 508lm	15° / 24° / 38° / 60°
X40	4000K	97	15W	588lm / 568lm / 556lm / 523lm	15° / 24° / 38° / 60°

# PODIUM DFB MODULE

incl. DIM 50.000hs L70 / B10 MacAdam 3 220-240V 50 / 60Hz 850°C



Family	Color T°	Beam Angle	Finish	Control System								
0344 Podium DFB Module 15W	927 2700K CRI97	9 90°	1 White	<table border="1"> <tr><td>W</td><td>CASAMBI</td></tr> <tr><td>D</td><td>DALI</td></tr> <tr><td>C</td><td>TRAC</td></tr> <tr><td></td><td>ON/OFF</td></tr> </table>	W	CASAMBI	D	DALI	C	TRAC		ON/OFF
	W		CASAMBI									
	D		DALI									
C	TRAC											
	ON/OFF											
930 3000K CRI97	2 Black											
940 4000K CRI97												



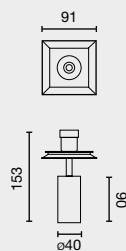
90°

Option	Color T°	CRI	Power	Lumen Output	Beam Angle
X27	2700K	97	15W	681lm	90°
X30	3000K	97	15W	702lm	90°
X40	4000K	97	15W	723lm	90°

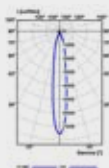


# PODIUM PROJECTOR MODULE


incl. DIM 355° 90° 50.000hs L70 / B10 MacAdam 3 220-240V 50 / 60Hz 850°C



Family	Color T°	Beam Angle	Finish	Control System
0345 Podium Projector Module 8W	927 2700K CRI97	1 15°	1 White	W CASAMBI
	930 3000K CRI97	2 25°	2 Black	D DALI
	940 4000K CRI97			C TRAC ON/OFF



15°



25°


Option	Color T°	CRI	Power	Lumen Output	Beam Angle
X27	2700K	97	8W	555lm / 524lm	15° / 25°
X30	3000K	97	8W	572lm / 540lm	15° / 25°
X40	4000K	97	8W	589lm / 573lm	15° / 25°

# PODIUM DFG MODULE

incl. DIM 50.000hs L70 / B10 MacAdam 3 220-240V 50 / 60Hz 850°C



Family	Color T°	Beam Angle	Finish	Control System
<b>0343</b> Podium DFG Module 13W	<b>927</b> 2700K CRI90	<b>0</b> 110°	<b>1</b> White	W CASAMBI D DALI C TRAC ON/OFF
	<b>930</b> 3000K CRI90		<b>2</b> Black	
	<b>940</b> 4000K CRI90			



110°

Option	Color T°	CRI	Power	Lumen Output	Beam Angle
927	2700K	90	13W	427lm	110°
930	3000K	90	13W	440lm	110°
940	4000K	90	13W	453lm	110°





FOST SURFACE meets the need to accentuate what needs to be highlighted. A minimalist design that is easy to integrate into any space, bringing the architecture to the forefront. It can be installed on both the vertical and horizontal plane without the need for a track.

FOST SURFACE da risposta a la necesidad de poner acento a lo que debe ser destacado. Un diseño minimalista de fácil integración en cualquier espacio dando protagonismo a la arquitectura. Su instalación es posible tanto en el plano vertical como horizontal sin la necesidad de la utilización de carril.









# F O S T

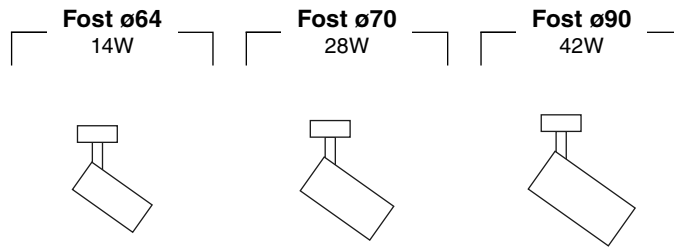


# S U R F A C E



**Fost Collection**

			
Ceiling	Downlight	Pendant	Track
193	125	247	43



**FINISH**  
Acabado

- Black**  
Negro
- White**  
Blanco

**COLOR TEMPERATURE**  
Temperatura de color

2700K CRI90	3000K CRI90	4000K CRI90
2700K CRI97	3000K CRI97	4000K CRI97
MEAT	BREAD	FASHION

**BEAM ANGLE**  
Ángulo de apertura

17° / 18°	23° / 25°	35° / 36° / 38°
-----------	-----------	-----------------

**ACCESSORIES**  
Accesorios

		
Honeycomb	Long Snoot	Striped Glass
		
Spread Glass	White Ring	Copper Ring

**CONTROL SYSTEM**  
Sistema de control





White Ring



Copper Ring



Striped Glass



Long Snoot

**Its multiple accessories and combinations facilitate the product's personalisation, giving it certain architectural relevance and at the same time making it possible to modify the beam or reduce glare.**

Sus múltiples accesorios y combinaciones facilitan la personalización del producto que hace posible la modificación de haz o reducir el deslumbramiento.



Spread Glass



Honeycomb



Without accessory



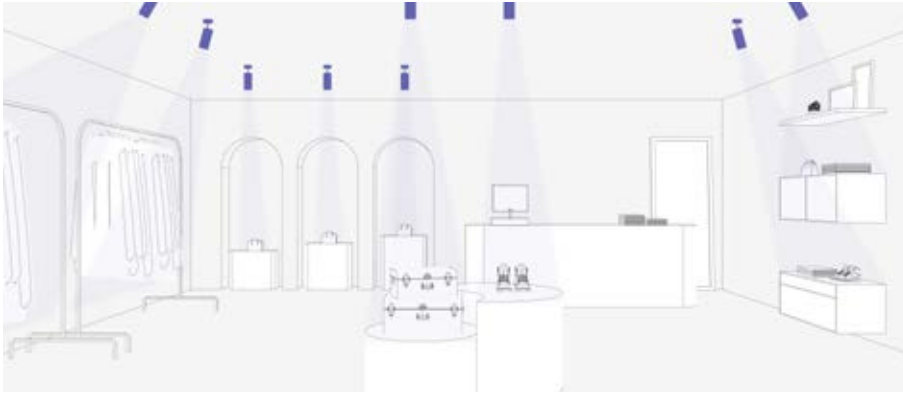
Spread Glass



Striped Glass

# Accesorios

	Honeycomb	White Ring	Copper Ring	Spread Glass	Long Snoot	Striped Glass
ø64	011700094	011700099	011700098	011700097	011700095	011700096
ø70	011800094	011800099	011800098	011800097	011800095	011800096
ø90	012100094	012100099	012100098	012100097	012100095	012100096



**Retail**



**Restaurant**

## Beam Angle



**17/18°**



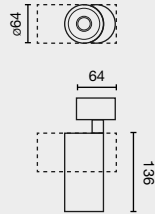
**23/25°**



**35/36/38°**

# FOST SURFACE ø64

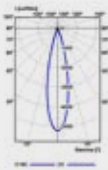
incl. 355° 90° 50.000hs L80 / B10 MacAdam 2&3 220-240V 50 / 60Hz 850°C




Family	Color T°	Beam Angle	Finish										
<b>0119</b> Fost surface ø64 14W	<b>927</b> 2700K CRI90	<table border="1"> <tr><td>1</td><td>17°</td></tr> <tr><td>2</td><td>25°</td></tr> <tr><td>3</td><td>35°</td></tr> </table>	1	17°	2	25°	3	35°	<table border="1"> <tr><td>1</td><td>White</td></tr> <tr><td>2</td><td>Black</td></tr> </table>	1	White	2	Black
	1		17°										
	2		25°										
	3	35°											
	1	White											
	2	Black											
	<b>930</b> 3000K CRI90												
<b>940</b> 4000K CRI90													
<b>X27</b> 2700K CRI97													
<b>X30</b> 3000K CRI97													
<b>X40</b> 4000K CRI97													

0119 927 1 1

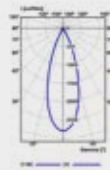
Example **011992711** — Fost Surface ø64 14W 2700K CRI90 17° White



17°



25°

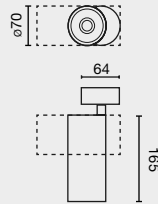



35°

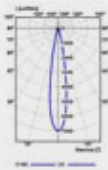
Option	Color T°	CRI	Power	Lumen Output	Beam Angle
927	2700K	90	14W	1372lm / 1553lm / 1503lm	17° / 25° / 35°
X27		97	14W	1235lm / 1398lm / 1352lm	17° / 25° / 35°
930	3000K	90	14W	1414lm / 1601lm / 1549lm	17° / 25° / 35°
X30		97	14W	1273lm / 1441lm / 1394lm	17° / 25° / 35°
940	4000K	90	14W	1457lm / 1650lm / 1596lm	17° / 25° / 35°
X40		97	14W	1311lm / 1484lm / 1436lm	17° / 25° / 35°

# FOST SURFACE ø70

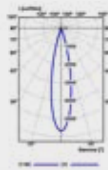
incl. DIM 355° 90° 50.000hs L80 / B10 MacAdam 2&3 220-240V 50 / 60Hz 850°C



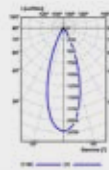
Family	Color T°	Beam Angle	Finish	Control System
0120 Fost surface ø70 28W	927 2700K CRI90	1 18° 2 23° 3 36°	1 White	C  ON/OFF
	930 3000K CRI90		2 Black	
	940 4000K CRI90			
	X27 2700K CRI97			
	X30 3000K CRI97			
	X40 4000K CRI97			



18°



23°

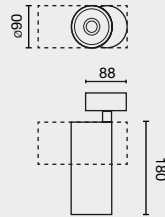


36°


Option	Color T°	CRI	Power	Lumen Output	Beam Angle
927	2700K	90	28W	2845lm / 2822lm / 2796lm	18° / 23° / 36°
X27		97	28W	2560lm / 2539lm / 2516lm	18° / 23° / 36°
930	3000K	90	28W	2933lm / 2909lm / 2883lm	18° / 23° / 36°
X30		97	28W	2640lm / 2618lm / 2294lm	18° / 23° / 36°
940	4000K	90	28W	3021lm / 2996lm / 2969lm	18° / 23° / 36°
X40		97	28W	2719lm / 2696lm / 2672lm	18° / 23° / 36°

# FOST SURFACE ø90


incl. DIM 355° 90° 50.000hs L80 / B10 MacAdam 2&3 220-240V 50 / 60Hz 850°C




Family	Color T°	Beam Angle	Finish	Control System
0121 Fost surface ø90 42W	927 2700K CRI90	1 18° 2 23° 3 38°	1 White	D
	930 3000K CRI90		2 Black	C
	940 4000K CRI90			ON/OFF
	X27 2700K CRI97			
	X30 3000K CRI97			
	X40 4000K CRI97			
	MT MEAT			
	BR BREAD			
	FS FASHION			



18°



23°



38°

Option	Color T°	CRI	Power	Lumen Output	Beam Angle
927	2700K	90	42W	3374lm / 3656lm / 3856lm	18° / 23° / 38°
X27	2700K	97	42W	3036lm / 3290lm / 3470lm	18° / 23° / 38°
930	3000K	90	42W	3478lm / 3769lm / 3975lm	18° / 23° / 38°
X30	3000K	97	42W	3130lm / 3392lm / 3577lm	18° / 23° / 38°
940	4000K	90	42W	3582lm / 3882lm / 4094lm	18° / 23° / 38°
X40	4000K	97	42W	3224lm / 3493lm / 3684lm	18° / 23° / 38°
MT	3100K	-	42W	2468lm / 2688lm / 2819lm	18° / 23° / 38°
BR	2500K	-	42W	3330lm / 3627lm / 3803lm	18° / 23° / 38°
FS	3100K	-	42W	3418lm / 3723lm / 3903lm	18° / 23° / 38°





Surface light fixture suitable for ceilings which do not offer recessed mounting. The versatility of sizes and optics of FOST CEILING makes it a perfect fixed overhead application solution for commercial spaces, hotels, restaurants, retail and even domestic spaces due to its various colour temperature and CRI options.

Luminaria de superficie indicada para techos sin posibilidad de empotramiento. La versatilidad de tamaños y ópticas de FOST CEILING lo convierten en una solución perfecta de aplicación fija cenital para espacios comerciales, hoteles, restauración, retail e incluso espacios domésticos por sus varias opciones en temperatura de color y CRI.



# F O O S T



# C E I L I N G



**Fost Collection**



**Downlight**  
125



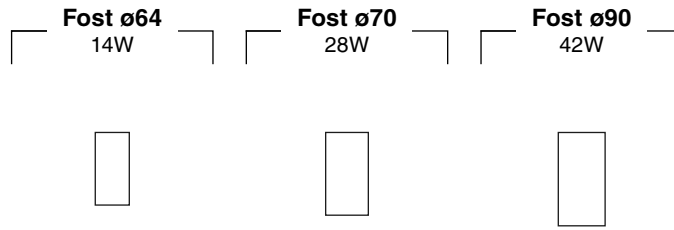
**Pendant**  
247



**Surface**  
183



**Track**  
43



**FINISH**  
Acabado

- Black**  
 Negro
     
  **White**  
 Blanco

**COLOR TEMPERATURE**  
Temperatura de color

2700K CRI90	3000K CRI90	4000K CRI90
2700K CRI97	3000K CRI97	4000K CRI97
MEAT	BREAD	FASHION

**BEAM ANGLE**  
Ángulo de apertura



**ACCESSORIES**  
Accesorios

- |                  |                |                   |
|------------------|----------------|-------------------|
| <br>Honeycomb    | <br>Long Snoot | <br>Striped Glass |
| <br>Spread Glass | <br>White Ring | <br>Copper Ring   |

**CONTROL SYSTEM**  
Sistema de control





White Ring



Copper Ring



Striped Glass



Long Snoot

**Its multiple accessories and combinations facilitate the product's personalisation, giving it certain architectural relevance and at the same time making it possible to modify the beam or reduce glare.**

Sus múltiples accesorios y combinaciones facilitan la personalización del producto que hace posible la modificación de haz o reducir el deslumbramiento.



Spread Glass



Honeycomb



Without accessory



Spread Glass



Striped Glass

# Accesorios

	Honeycomb	White Ring	Copper Ring	Spread Glass	Long Snoot	Striped Glass
ø64	011700094	011700099	011700098	011700097	011700095	011700096
ø70	011800094	011800099	011800098	011800097	011800095	011800096
ø90	012100094	012100099	012100098	012100097	012100095	012100096



**Retail**



**Restaurant**

## Beam Angle



**17/18°**



**23/25°**



**35/36/38°**

# FOST CEILING ø64

incl. 50.000hs L80 / B10  MacAdam 2&3 220-240V 50 / 60Hz  850°C



## Family

## Color T°

## Beam Angle

## Finish

**0510** Fost ceiling ø64 14W

**927** 2700K CRI90  
**930** 3000K CRI90  
**940** 4000K CRI90  
**X27** 2700K CRI97  
**X30** 3000K CRI97  
**X40** 4000K CRI97

**1** 17°  
**2** 25°  
**3** 35°

**1** White  
**2** Black

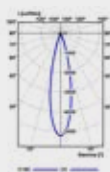
0510

927


1

1

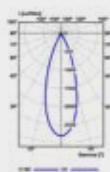
Example **051092711** — Fost Ceiling ø64 14W 2700K CRI90 17° White



17°



25°



35°

Option	Color T°	CRI	Power	Lumen Output	Beam Angle
927	2700K	90	14W	1372lm / 1553lm / 1503lm	17° / 25° / 35°
X27	2700K	97	14W	1235lm / 1398lm / 1352lm	17° / 25° / 35°
930	3000K	90	14W	1414lm / 1601lm / 1549lm	17° / 25° / 35°
X30	3000K	97	14W	1273lm / 1441lm / 1394lm	17° / 25° / 35°
940	4000K	90	14W	1457lm / 1650lm / 1596lm	17° / 25° / 35°
X40	4000K	97	14W	1311lm / 1484lm / 1436lm	17° / 25° / 35°

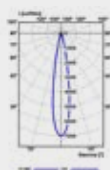


# FOST CEILING ø70


incl. 50.000hs L80 / B10 MacAdam 2&3 220-240V 50 / 60Hz 850°C



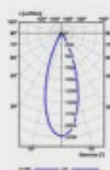
Family	Color T°	Beam Angle	Finish	Control System
0511 Fost ceiling ø70 28W	927 2700K CRI90	1 18°	1 White	C  ON/OFF
	930 3000K CRI90	2 23°	2 Black	
	940 4000K CRI90	3 36°		
	X27 2700K CRI97			
	X30 3000K CRI97			
	X40 4000K CRI97			



18°



23°



36°


Option	Color T°	CRI	Power	Lumen Output	Beam Angle
927	2700K	90	28W	2845lm / 2822lm / 2796lm	18° / 23° / 36°
X27		97	28W	2560lm / 2539lm / 2516lm	18° / 23° / 36°
930	3000K	90	28W	2933lm / 2909lm / 2883lm	18° / 23° / 36°
X30		97	28W	2640lm / 2618lm / 2594lm	18° / 23° / 36°
940	4000K	90	28W	3021lm / 2996lm / 2969lm	18° / 23° / 36°
X40		97	28W	2719lm / 2696lm / 2672lm	18° / 23° / 36°

# FOST CEILING ø90


incl. DIM 50.000hs L80 / B10 MacAdam 2&3 220-240V 50 / 60Hz 850°C




Family	Color T°	Beam Angle	Finish	Control System
0512 Fost ceiling ø90 42W	927 2700K CRI90	1 18° 2 23° 3 38°	1 White	D DALI
	930 3000K CRI90		2 Black	C TRAC
	940 4000K CRI90			ON/OFF
	X27 2700K CRI97			
	X30 3000K CRI97			
	X40 4000K CRI97			
	MT MEAT			
	BR BREAD			
	FS FASHION			



18°



23°




38°

Option	Color T°	CRI	Power	Lumen Output	Beam Angle
927	2700K	90	42W	3374lm / 3656lm / 3856lm	18° / 23° / 38°
X27	2700K	97	42W	3036lm / 3290lm / 3470lm	18° / 23° / 38°
930	3000K	90	42W	3478lm / 3769lm / 3975lm	18° / 23° / 38°
X30	3000K	97	42W	3130lm / 3392lm / 3577lm	18° / 23° / 38°
940	4000K	90	42W	3582lm / 3882lm / 4094lm	18° / 23° / 38°
X40	4000K	97	42W	3224lm / 3493lm / 3684lm	18° / 23° / 38°
MT	3100K	-	42W	2468lm / 2688lm / 2819lm	18° / 23° / 38°
BR	2500K	-	42W	3330lm / 3627lm / 3803lm	18° / 23° / 38°
FS	3100K	-	42W	3418lm / 3723lm / 3903lm	18° / 23° / 38°



Needs consulting  
for your project?  
¿Necesitas  
asesoramiento  
para tu proyecto?





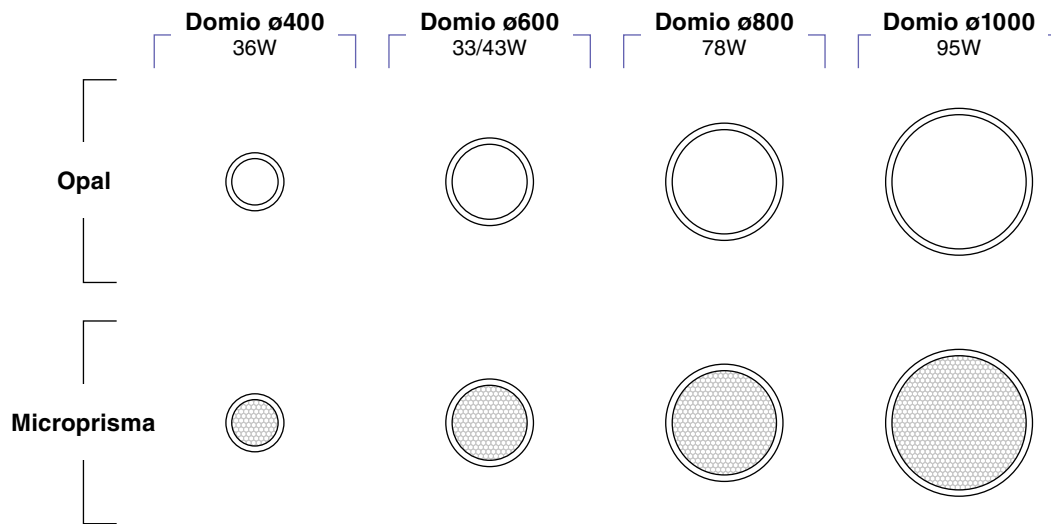
DOMIO is a family of circular light fixtures with pure lines. Its different sizes and installation options make it an ideal solution for the lighting of big spaces like lobbies, conference rooms and restaurants. Its glare control options and tunable white make it a perfect option for work zones and spaces dedicated to healthcare.

DOMIO es una familia de luminarias circulares de líneas puras. Sus diferentes tamaños y opciones de instalación la convierten en una solución ideal para la iluminación de grandes espacios como vestíbulos, salas de conferencias y restaurantes. Sus opciones con el control del deslumbramiento y tunable white hacen que sea una opción perfecta para zonas de trabajo y espacios dedicados a la salud.



**DOMIO**





**FINISH**  
Acabado

● **Black**  
Negro

○ **White**  
Blanco

**COLOR TEMPERATURE**  
Temperatura de color

3000K

4000K

2700-6500K

**ACCESSORIES**  
Accesorios



Suspended

**CONTROL SYSTEM**  
Sistema de control

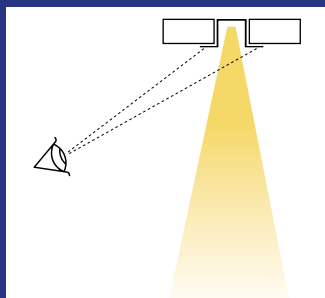



CASAMBI

# Highlights

Available in 4 sizes of 400 mm, 600 mm, 800 mm and 1000 mm with two optics variants: opal high-transmittance PMMA to offer uniform and microprismatic general lighting for applications where glare control is required. Its UGR<19 make it an ideal option for office or continuous work applications.

Disponible en 4 tamaños de 400mm, 600mm, 800mm y 1000mm con dos variantes de ópticas: PMMA opal de alta transmitancia para ofrecer una iluminación general uniforme y micro prismática para aplicaciones donde el control de deslumbramiento es una necesidad. Su UGR<19 lo convierten en una opción ideal para aplicaciones de oficina o de trabajo en continuo.



**UGR<19**



**Different sizes**  
Diversos tamaños



**Tunable white**



**Semi Recessed option**  
Opción semi empotrado



**Wall & ceiling**  
Aplique y plafón




**Suspended option**  
Opción colgante







**Suspended**



# Accesories

---

**Suspended**

● 050000097

● 050000098

---



Office



Restaurant



Retail

## Beam Angle



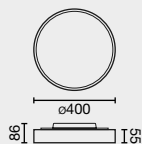
90°



110°

# DOMIO ø400 36W

incl. DIM 50.000hs L80 / B10 MacAdam 3 220-240V 50 / 60Hz 850°C UGR <19



Family	Color T°	Diffuser	Finish	Control System
0414 Domio ø400 36W	830 3000K CRI80	1 Opal	1 White	W CASAMBI
	840 4000K CRI80	2 Microprisma	2 Black	D BALI ON/OFF

0414 830 1 1 W

Example **041483011W** — Domio ø400 36W 3000K Opal Diffusor White Casambi



90°

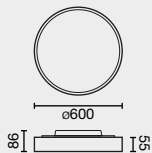



110°

Option	Color T°	CRI	Power	Lumen Output	Diffuser
830	3000K	80	36W	3861lm	Opal
				3047lm	Microprisma
840	4000K	80	36W	3977lm	Opal
				3138lm	Microprisma

# DOMIO ø600 43W

incl. DIM TW 50.000hs L80 / B10 MacAdam 3 220-240V 50 / 60Hz 850°C UGR <19



Family	Color T°	Diffuser	Finish	Control System
0415 Domio ø600 43W	830 3000K CRI80	1 Opal	1 White	W CASAMBI
	840 4000K CRI80	2 Microprisma	2 Black	D DALI ON/OFF
0419 Domio ø600 33W TW	TW 2700-6500K	1 Opal	1 White	W CASAMBI
		2 Microprisma	2 Black	D DALI



90°



110°

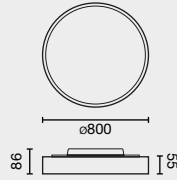

Option	Color T°	CRI	Power	Lumen Output	Diffuser
830	3000K	80	43W	4725lm	Opal
				4059lm	Microprisma
840	4000K	80	43W	4867lm	Opal
				4181lm	Microprisma

## DOMIO ø600 TW

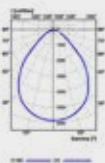
TW	2700-6500K	-	33W	3528lm	Opal
TW	2700-6500K	-	33W	3031lm	Microprisma

# DOMIO ø800 78W

incl. DIM 50.000hs L80 / B10 MacAdam 3 220-240V 50 / 60Hz 850°C UGR <19



Family	Color T°	Diffuser	Finish	Control System
0416 Domio ø800 78W	830 3000K CRI80	1 Opal	1 White	W CASAMBI
	840 4000K CRI80	2 Microprisma	2 Black	D BALI ON/OFF



90°

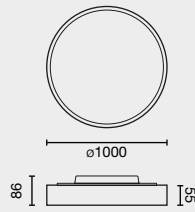


110°

Option	Color T°	CRI	Power	Lumen Output	Diffuser
830	3000K	80	78W	8174lm	Opal
				7022lm	Microprisma
840	4000K	80	78W	8419lm	Opal
				7232lm	Microprisma

# DOMIO ø1000 95W

incl. DIM 50.000hs L80 / B10 MacAdam 3 220-240V 50 / 60Hz 850°C UGR <19



Family	Color T°	Diffuser	Finish	Control System
<b>0417</b> Domio ø1000 95W	<b>830</b> 3000K CRI80 <b>840</b> 4000K CRI80	<b>1</b> Opal <b>2</b> Microprisma	<b>1</b> White <b>2</b> Black	<b>W</b> CASAMBI <b>D</b> BALI ON/OFF



90°



110°

Option	Color T°	CRI	Power	Lumen Output	Diffuser
830	3000K	80	95W	10490lm	Opal
				9010lm	Microprisma
840	4000K	80	95W	10804lm	Opal
				9281lm	Microprisma

PODIUM is a modular system of recessed and surface light fixtures which offers different light effects and configurations, enabling the creation of different climates with an integrated aesthetic. One product, one project, infinite possibilities.

PODIUM es un sistema modular de luminarias de empotrar y de superficie que ofrece diferentes efectos lumínicos y configuraciones permitiendo generar diversos climas con una estética integrada. Un producto, un proyecto, infinitas posibilidades.







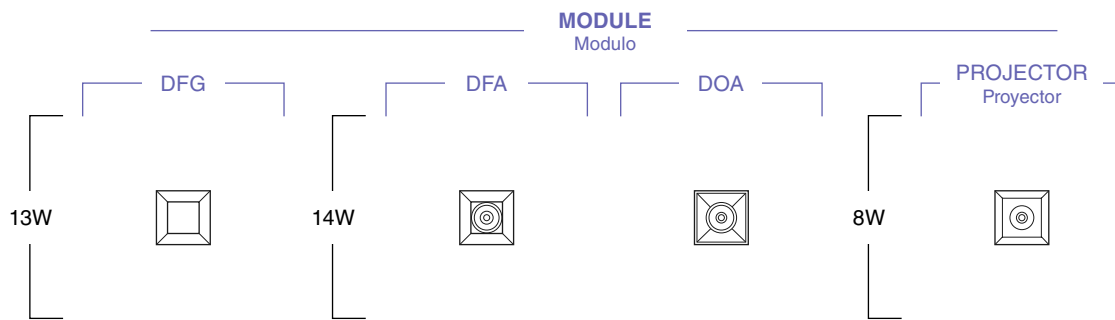
# PODIUM



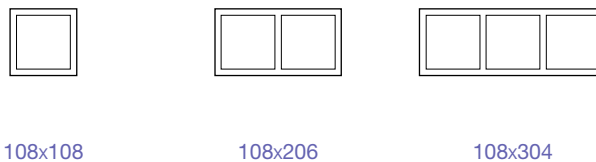
Podium Collection



Downlight  
167



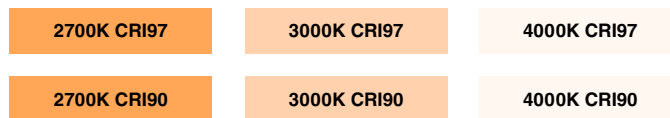
**SURFACE BOX**  
Caja de superficie



**FINISH**  
Acabado

- Black**  
Negro
- White**  
Blanco

**COLOR TEMPERATURE**  
Temperatura de color



**BEAM ANGLE**  
Ángulo de apertura



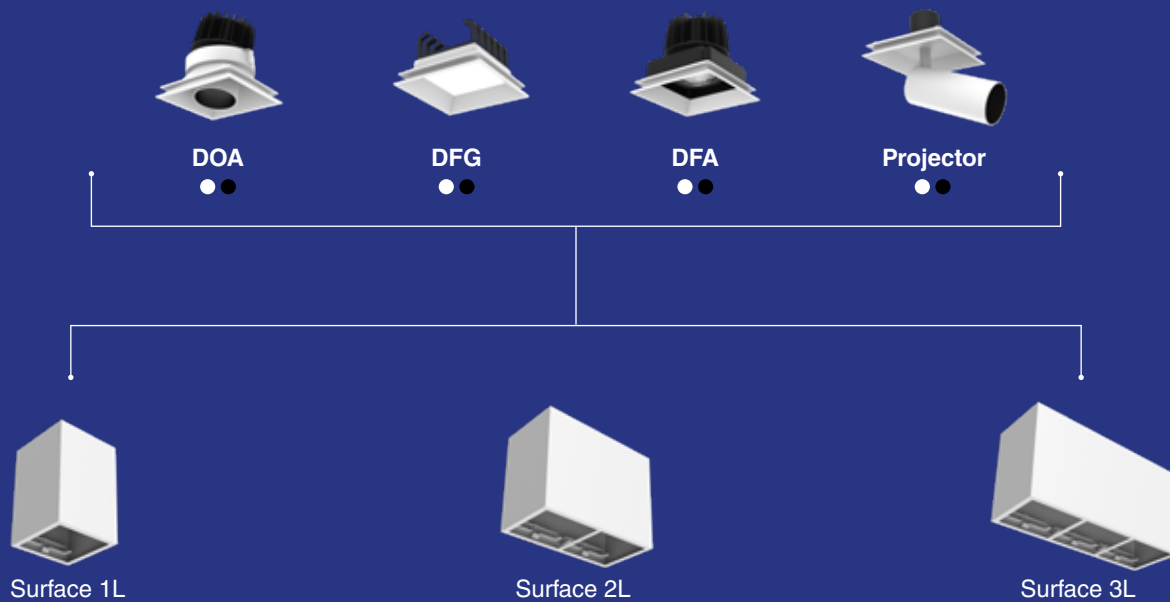
**ACCESSORIES**  
Accesorios



**CONTROL SYSTEM**  
Sistema de control



# Highlights



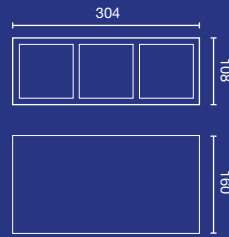
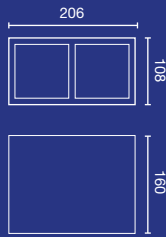
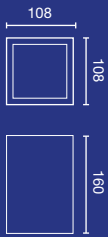




Surface box 1L

Surface box 2L

Surface box 3L



Honeycomb

Stripped Glass

Diffusion Sheet

# Surface box

# Accessories for DFA&DOA

Surface box 1L	Surface box 2L	Surface box 3L
● 051300011	● 051400021	● 051500031
● 051300012	● 051400022	● 051500032

Honeycomb	Stripped Glass	Diffusion sheet
034100098	034100097	034100099



**Residential**



**Restaurant**

## Beam Angle



**18°**



**24/25°**



**35/38°**



**60°**



**90°**



**110°**

# PODIUM DFA MODULE


incl. DIM 50.000hs L70 / B10 MacAdam 3 220-240V 50 / 60Hz 850°C



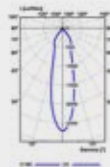
Family	Color T°	Beam Angle	Finish	Control System
0341 Podium DFA Module 15W	927 2700K CRI97	1 15°	1 White	W CASAMBI
	930 3000K CRI97	2 24°	2 Black	D DALI
	940 4000K CRI97	3 38°		C TRAC
		6 60°		ON/OFF

0341 927 1 1 W

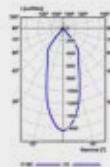
Example 034192711W — Podium DFA Module 15W 2700K CRI97 15° White Casambi



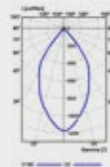
15°



24°



38°



60°

Option	Color T°	CRI	Power	Lumen Output	Beam Angle
X27	2700K	97	15W	957lm / 974lm / 794lm / 855lm	15° / 24° / 38° / 60°
X30	3000K	97	15W	987lm / 1004lm / 819lm / 881lm	15° / 24° / 38° / 60°
X40	4000K	97	15W	1017lm / 1034lm / 844lm / 907lm	15° / 24° / 38° / 60°

See surface box options on page 220  
Ver opciones de caja en página 220




# PODIUM DOA MODULE


incl. DIM 355° 20° 50.000hs L70 / B10 MacAdam 3 220-240V 50 / 60Hz 850°C




Family	Color T°	Beam Angle	Finish	Control System
0342 Podium DOA Module 15W	927 2700K CRI97	1 15°	1 White	W CASAMBI
	930 3000K CRI97	2 24°	2 Black	D DALI
	940 4000K CRI97	3 38°		C TRAC
		6 60°		ON/OFF



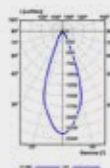
15°



24°



38°



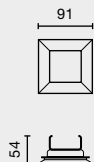
60°

Option	Color T°	CRI	Power	Lumen Output	Beam Angle
X27	2700K	97	15W	554lm / 534lm / 524lm / 493lm	15° / 24° / 38° / 60°
X30	3000K	97	15W	571lm / 551lm / 540lm / 508lm	15° / 24° / 38° / 60°
X40	4000K	97	15W	588lm / 568lm / 556lm / 523lm	15° / 24° / 38° / 60°

See surface box options on page 220  
Ver opciones de caja en página 220

# PODIUM DFG MODULE

incl. DIM 50.000hs L70 / B10 MacAdam 3 220-240V 50 / 60Hz 850°C



Family	Color T°	Beam Angle	Finish	Control System
<b>0343</b> Podium DFG Module 13W	<b>927</b> 2700K CRI90	<b>0</b> 110°	<b>1</b> White	W CASAMBI D DALI C TRAC ON/OFF
	<b>930</b> 3000K CRI90		<b>2</b> Black	
	<b>940</b> 4000K CRI90			



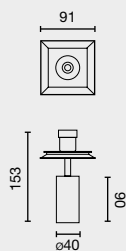
110°

Option	Color T°	CRI	Power	Lumen Output	Beam Angle
927	2700K	90	13W	427lm	110°
930	3000K	90	13W	440lm	110°
940	4000K	90	13W	453lm	110°


See surface box options on page 220  
Ver opciones de caja en página 220

# PODIUM PROJECTOR MODULE


incl. DIM 355° 90° 50.000hs L70 / B10 MacAdam 3 220-240V 50 / 60Hz 850°C



Family	Color T°	Beam Angle	Finish	Control System
0345 Podium Projector Module 8W	927 2700K CRI97	1 15°	1 White	W CASAMBI
	930 3000K CRI97	2 25°	2 Black	D DALI
	940 4000K CRI97			C TRAC ON/OFF



15°




25°

Option	Color T°	CRI	Power	Lumen Output	Beam Angle
X27	2700K	97	8W	555lm / 524lm	15° / 25°
X30	3000K	97	8W	572lm / 540lm	15° / 25°
X40	4000K	97	8W	589lm / 573lm	15° / 25°

See surface box options on page 220  
Ver opciones de caja en página 220







Mute makes quite a splash. It is not only a suspension light, but also a way of achieving relaxed spaces and inviting communication. Its textile fabric absorbs reverberation and contributes to the reduction of environmental noise.

Mute no es sólo una luminaria de suspensión. Es la forma de conseguir espacios relajados y que inviten a la comunicación. Su tejido textil absorbe la reverberación y contribuye a la reducción del ruido ambiental.

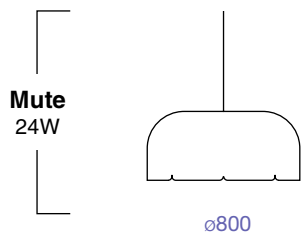


# MUTE

DESIGNED BY NAHTRANG







---

**FINISH**  
Acabado

- **Dark Grey+Grey**  
Gris oscuro+Gris
- **Dark Grey+Brown**  
Gris oscuro+Marrón

---

**COLOR TEMPERATURE**  
Temperatura de color

3000K CRI>80

4000K CRI>80

---

**CONTROL SYSTEM**  
Sistema de control



# Highlights



## Recycled PET

**Because polyester accounts for approximately 60 percent of the world's production of PET, developing a non-virgin supply chain for polyester fiber has the potential to massively impact global energy and resource requirements.**

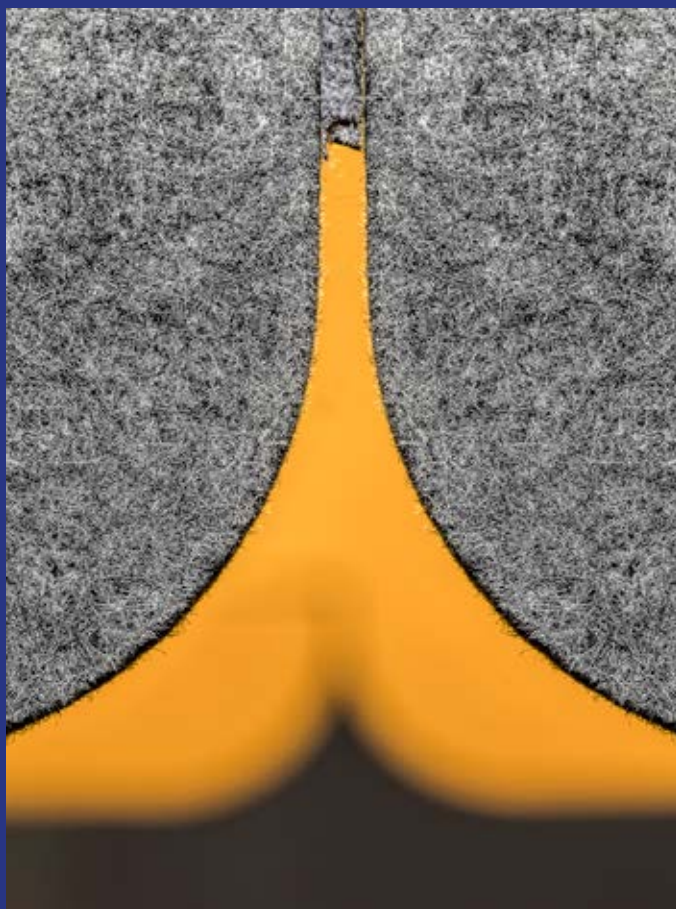
Debido a que el poliéster representa aproximadamente el 60 por ciento de la producción mundial de PET, el desarrollo de una cadena de suministro no virgen para la fibra de poliéster tiene el potencial de impactar masivamente los requerimientos globales de energía y recursos.



## Sound Absorbing $\alpha = 0.9$

**Noise in offices and workplaces has direct consequences on worker performance. The most immediate one is the reduction of their concentration. Workers exposed to continuous noise in their workplace are less effective in their work tasks. Concentration often means giving the brain a break to think better and focus on an activity. Luminaires made from fabrics with noise-absorbing properties are perfect for work spaces with high noise levels and acoustic distractions.**

El ruido en las oficinas y lugares de trabajo tiene consecuencias directas en el rendimiento de los trabajadores. La más inmediata es la reducción de su concentración. Los trabajadores expuestos a un ruido continuo en su lugar de trabajo son menos eficaces en sus tareas. La concentración suele significar dar un respiro al cerebro para pensar mejor y centrarse en una actividad. Las luminarias fabricadas con tejidos con propiedades de absorción del ruido son perfectas para espacios de trabajo con altos niveles de ruido y distracciones acústicas.






**Restaurant**



**Office**

## Beam Angle



**90°**



BEDEO relational/project

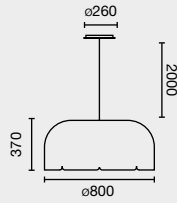



Needs consulting  
for your project?  
¿Necesitas  
asesoramiento  
para tu proyecto?



# MUTE ø80 24W

incl. DIM 50.000hs L70 / B10 MacAdam 3 100-240V 50 / 60Hz 850°C UGR <19



Reference	Finish	Power	Color T°	Control System
20101	Dark grey+grey	24W	3000K CRI>80	DA 
20102	Dark grey+brown	24W	3000K CRI>80	ON/OFF
20103	Dark grey+grey	24W	4000K CRI>80	
20104	Dark grey+brown	24W	4000K CRI>80	

20101

DA

Example **20101DA** — Mute ø80 24W 3000K CRI>80 Dark Grey+grey Dali

Option	Color T°	CRI	Power	Lumen Output	Beam Angle
20101	3000K	>80	24W	1014lm	90°
20102	3000K	>80	24W	1014lm	90°
20103	4000K	>80	24W	1044lm	90°
20104	4000K	>80	24W	1044lm	90°



Fonovia is a concept of linear light that isolates us from the environment, creating moments of concentration thanks to its fabric with sound-absorbing properties that in turn softens the light creating spaces of well-being. It accompanies moments of concentration and privacy. Fabric that favours acoustic absorption. Ideal for crowded spaces and meeting rooms.

Fonovia es un concepto de luz lineal que nos aísla del entorno, creando momentos de concentración gracias a su tejido con propiedades fonoabsorbentes que a su vez suaviza la luz creando espacios de bienestar. Acompaña los momentos de concentración y de privacidad. Tejido que favorece la absorción acústica. Ideal para espacios concurridos y salas de reunión.



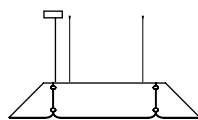
DESIGNED BY FAROLAB

# FONOVIA

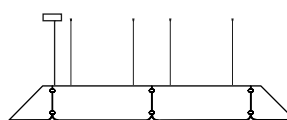


**Fonovia 156**  
25W

**Fonovia 240**  
50W



1560



2400

---

**FINISH**  
Acabado

● **Grey**  
Gris

---

**COLOR TEMPERATURE**  
Temperatura de color

3000K CRI>80

4000K CRI>80

# Highlights

## Recycled PET

**Because polyester accounts for approximately 60 percent of the world's production of PET, developing a non-virgin supply chain for polyester fiber has the potential to massively impact global energy and resource requirements.**

Debido a que el poliéster representa aproximadamente el 60 por ciento de la producción mundial de PET, el desarrollo de una cadena de suministro no virgen para la fibra de poliéster tiene el potencial de impactar masivamente los requerimientos globales de energía y recursos.



## Sound Absorbing $\alpha = 0.9$

**Noise in offices and workplaces has direct consequences on worker performance. The most immediate one is the reduction of their concentration. Workers exposed to continuous noise in their workplace are less effective in their work tasks. Concentration often means giving the brain a break to think better and focus on an activity. Luminaires made from fabrics with noise-absorbing properties are perfect for work spaces with high noise levels and acoustic distractions.**

El ruido en las oficinas y lugares de trabajo tiene consecuencias directas en el rendimiento de los trabajadores. La más inmediata es la reducción de su concentración. Los trabajadores expuestos a un ruido continuo en su lugar de trabajo son menos eficaces en sus tareas. La concentración suele significar dar un respiro al cerebro para pensar mejor y centrarse en una actividad. Las luminarias fabricadas con tejidos con propiedades de absorción del ruido son perfectas para espacios de trabajo con altos niveles de ruido y distracciones acústicas.





Office

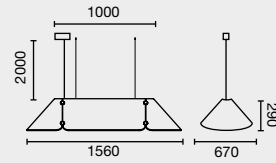
## Beam Angle





90°

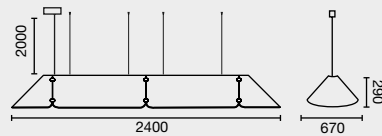
## FONOVIA 156cm 25W



incl. 50.000hs L80 / B10 MacAdam 3 220-240V 50 / 60Hz 850°C



Reference	Finish	Power	Color T°	Lumen Output
20110	● Grey	25W	 3000K CRI>80	1800lm
20109	● Grey	25W	 4000K CRI>80	1900lm

## FONOVIA 240cm 50W




Reference	Finish	Power	Color T°	Lumen Output
20107	● Grey	50W	 3000K CRI>80	3600lm
20108	● Grey	50W	 4000K CRI>80	3800lm



Needs consulting  
for your project?  
¿Necesitas  
asesoramiento  
para tu proyecto?





FOST PENDANT is a tubular shaped suspended light fixture with a proportion designed to be part of the architecture by providing an aesthetic value and accentuating what needs to be highlighted. Its technical and decorative character, and its multiple options of size, optics, colour temperatures and CRI make it an ideal option for architectural spaces like restaurants, hotels and other spaces where it is necessary to combine aesthetic values and technical lighting.

FOST PENDANT es una luminaria suspendida de forma tubular con una proporción diseñada para formar parte de la arquitectura aportando un valor estético y acentuando lo que debe ser destacado.

Su carácter técnico-decorativo y sus múltiples opciones tanto en tamaños, ópticas, temperaturas de color y CRI, lo convierten en una opción ideal para espacios arquitectónicos como restaurantes, hoteles y otros espacios donde es necesario conjugar valores estéticos e iluminación técnica.





**F O O S T**

**P E N D A N T**



Fost Collection



Ceiling  
193



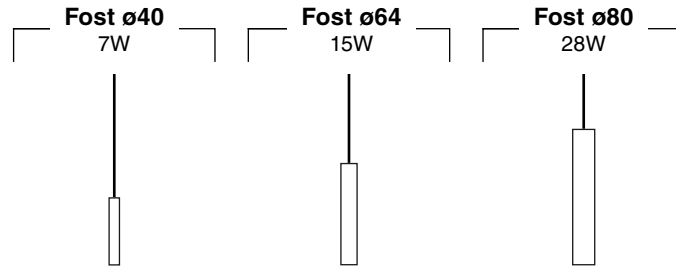
Downlight  
125



Surface  
183



Track  
43



**FINISH**  
Acabado

- Black**  
Negro
- White**  
Blanco

**COLOR TEMPERATURE**  
Temperatura de color

2700K CRI90	3000K CRI90	4000K CRI90
2700K CRI97	3000K CRI97	4000K CRI97
MEAT	BREAD	FASHION

**BEAM ANGLE**  
Ángulo de apertura



**ACCESSORIES**  
Accesorios

-   
Honeycomb
-   
White Ring
-   
Copper Ring

**CONTROL SYSTEM**  
Sistema de control





White Ring



Copper Ring



Honeycomb

**Its multiple accessories and combinations facilitate the product's personalisation, giving it certain architectural relevance and at the same time making it possible to modify the beam or reduce glare.**

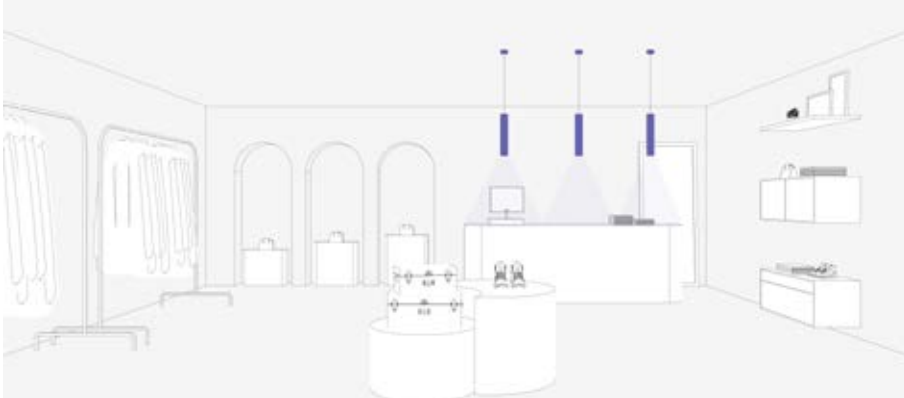
Sus múltiples accesorios y combinaciones facilitan la personalización del producto que hace posible la modificación de haz o reducir el deslumbramiento.

# Accesorios

	Honeycomb	White Ring	Copper Ring
ø40	-	011500099	011500098
ø64	011700094	011700099	011700098
ø80	011300097	011300099	011300098




**Restaurant**



**Retail**

## Beam Angle



**17/18°**



**23/25°**



**35/38°**



EMMME Studio Photo by Lupe Clemente

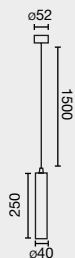
**Needs consulting  
for your project?**  
¿Necesitas  
asesoramiento  
para tu proyecto?





# FOST PENDANT ø40

incl. 50.000hs L80 / B10 MacAdam 2 & 3 220-240V 50 / 60Hz 850°C



## Family

## Color T°

## Beam Angle

## Finish

**0411** Fost Pendant ø40 7W

- 927** 2700K CRI90
- 930** 3000K CRI90
- 940** 4000K CRI90
- X27** 2700K CRI97
- X30** 3000K CRI97
- X40** 4000K CRI97

- 1** 18°
- 2** 23°
- 3** 35°

- 1** White
- 2** Black


0411

927


1

1

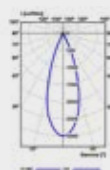
Example **041192711** — Fost Pendant ø40 7W 2700K CRI90 18° White



18°



23°



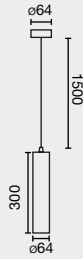
35°

Option	Color T°	CRI	Power	Lumen Output	Beam Angle
927	2700K	90	7W	632lm / 553lm / 586lm	18° / 23° / 35°
X27		97	7W	569lm / 498lm / 527lm	
930	3000K	90	7W	652lm / 570lm / 604lm	18° / 23° / 35°
X30		97	7W	587lm / 513lm / 544lm	
940	4000K	90	7W	652lm / 587lm / 622lm	18° / 23° / 35°
X40		97	7W	587lm / 528lm / 560lm	




# FOST PENDANT ø64


incl. DIM 50.000hs L80 / B10 MacAdam 2 & 3 220-240V 50 / 60Hz 850°C



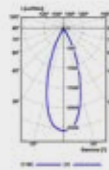
Family	Color T°	Beam Angle	Finish	Control System
0412 Fost Pendant ø64 14W	927 2700K CRI90	1 17°	1 White	C  ON/OFF
	930 3000K CRI90	2 25°	2 Black	
	940 4000K CRI90	3 35°		
	X27 2700K CRI97			
	X30 3000K CRI97			
	X40 4000K CRI97			



17°



25°

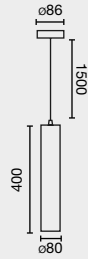


35°


Option	Color T°	CRI	Power	Lumen Output	Beam Angle
927	2700K	90	14W	1372lm / 1553lm / 1503lm	17° / 25° / 35°
X27		97	14W	1235lm / 1398lm / 1352lm	17° / 25° / 35°
930	3000K	90	14W	1414lm / 1601lm / 1549lm	17° / 25° / 35°
X30		97	14W	1273lm / 1441lm / 1394lm	17° / 25° / 35°
940	4000K	90	14W	1457lm / 1650lm / 1596lm	17° / 25° / 35°
X40		97	14W	1311lm / 1484lm / 1436lm	17° / 25° / 35°

# FOST PENDANT ø80

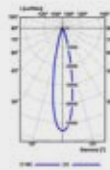
incl. DIM 50.000hs L80 / B10 MacAdam 2 & 3 220-240V 50 / 60Hz 850°C



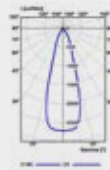
Family	Color T°	Beam Angle	Finish	Control System
0413 Fost Pendant ø80 28W	927 2700K CRI90	1 18°	1 White	D DALI
	930 3000K CRI90	2 23°	2 Black	C TRIAC
	940 4000K CRI90	3 38°		ON/OFF
	X27 2700K CRI97			
	X30 3000K CRI97			
	X40 4000K CRI97			



18°




23°



38°

Option	Color T°	CRI	Power	Lumen Output	Beam Angle
927	2700K	90	28W	1684lm / 1772lm / 1334lm	18° / 23° / 38°
X27		97	28W	1515lm / 1595lm / 1200lm	18° / 23° / 38°
930	3000K	90	28W	1736lm / 1827lm / 1375lm	18° / 23° / 38°
X30		97	28W	1562lm / 1644lm / 1237m	18° / 23° / 38°
940	4000K	90	28W	1788lm / 1882lm / 1416lm	18° / 23° / 38°
X40		97	28W	1609lm / 1693lm / 1274lm	18° / 23° / 38°







Neso is a magnetic track system that allows you to combine different types of luminaires for both general and accent lighting.

Neso es un sistema de carriles magnéticos que te permite combinar diferentes tipos de luminarias tanto de iluminación general como de acento.





# **NESO**

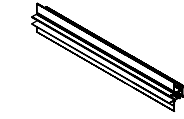
**THE MAGNETIC TRACK SYSTEM**





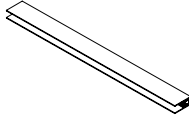
**TRACKS**  
Carriles

**RECESSED**  
Empotrable



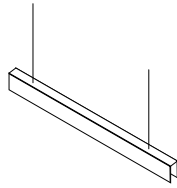
1000 | 2000

**SURFACE**  
Superficie



1000 | 2000

**PENDANT**  
Colgante



1000 | 2000

**MODULES**  
Módulos

**Neso**  
Point



84



164

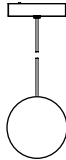


320

**Neso**  
Unik



ø150



ø150

**Neso**  
Line

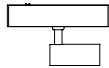


320

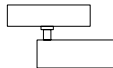


640

**Neso**  
Hole

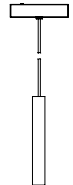


ø35



ø50

**Neso**  
Top



ø35

**FINISH**  
Acabado

● **Black**  
Negro

○ **White**  
Blanco

**COLOR TEMPERATURE**  
Temperatura de color

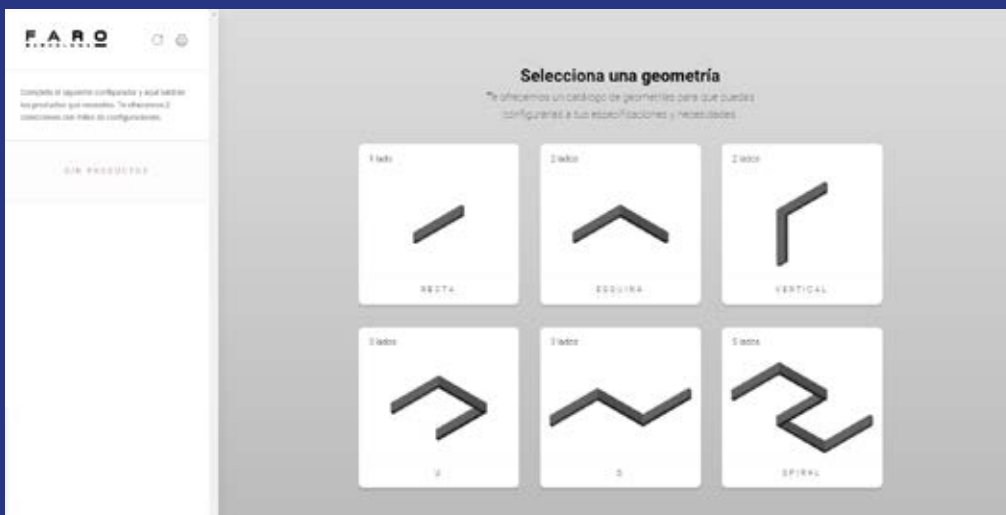
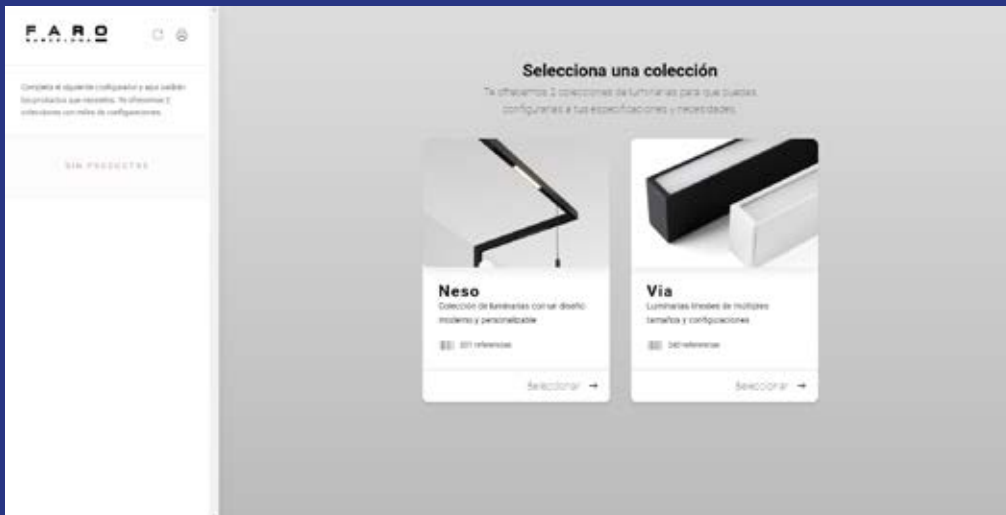
2700K CRI>90

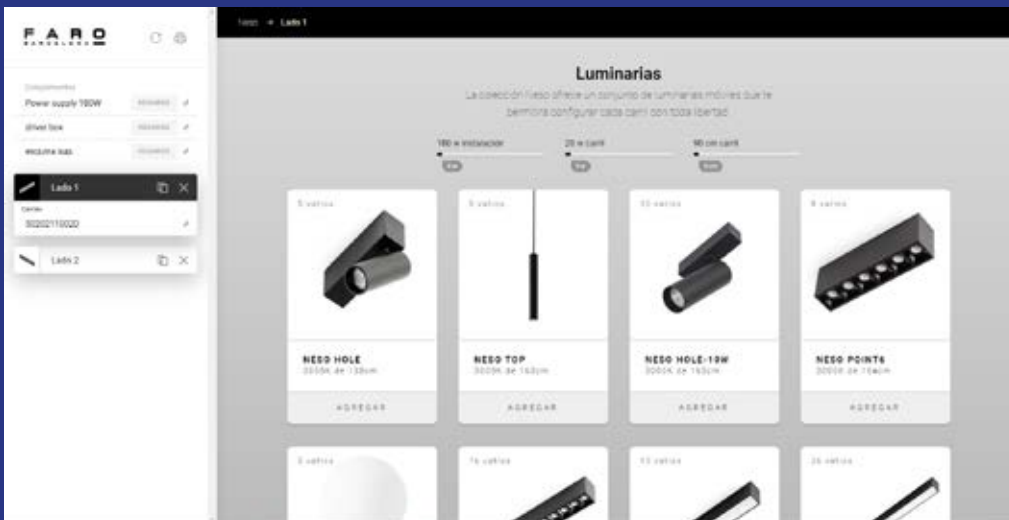
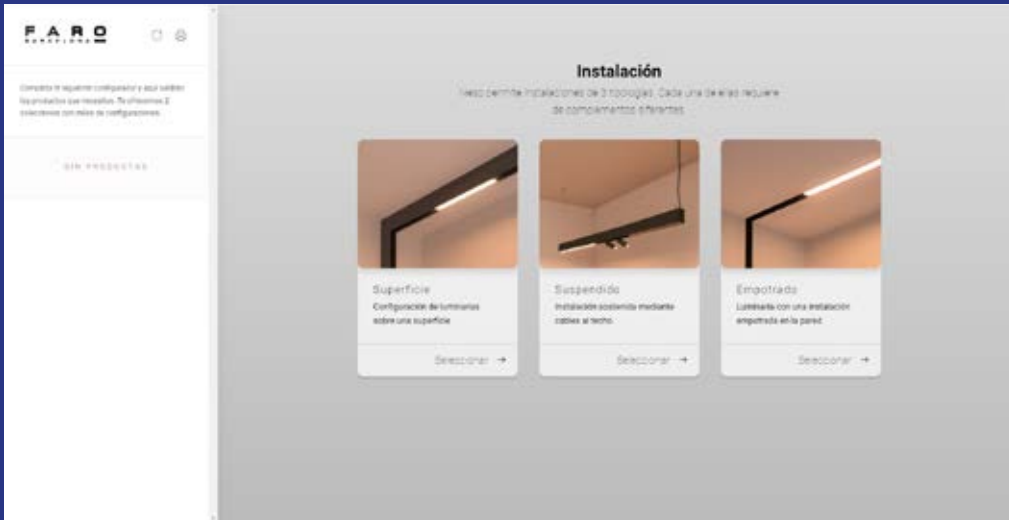
3000K CRI>90

CONFIGURE YOUR

# NESO

Also for your mobile phone  
También para tu teléfono móvil





# Highlights

Neso integrates perfectly into the architecture. You can install it on the ceiling or wall and make all the combinations you want.

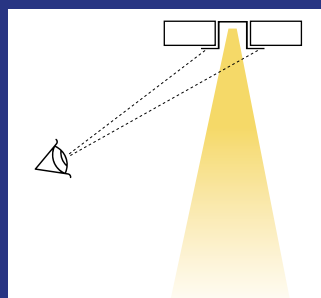
Neso se integra perfectamente en la arquitectura. Puedes instalarlo en techo o pared y hacer todas las combinaciones que quieras.



**Magnetic**  
Magnético



**Versatility**  
Versatilidad



**UGR<16 Option**



**Connectivity**  
Conectividad





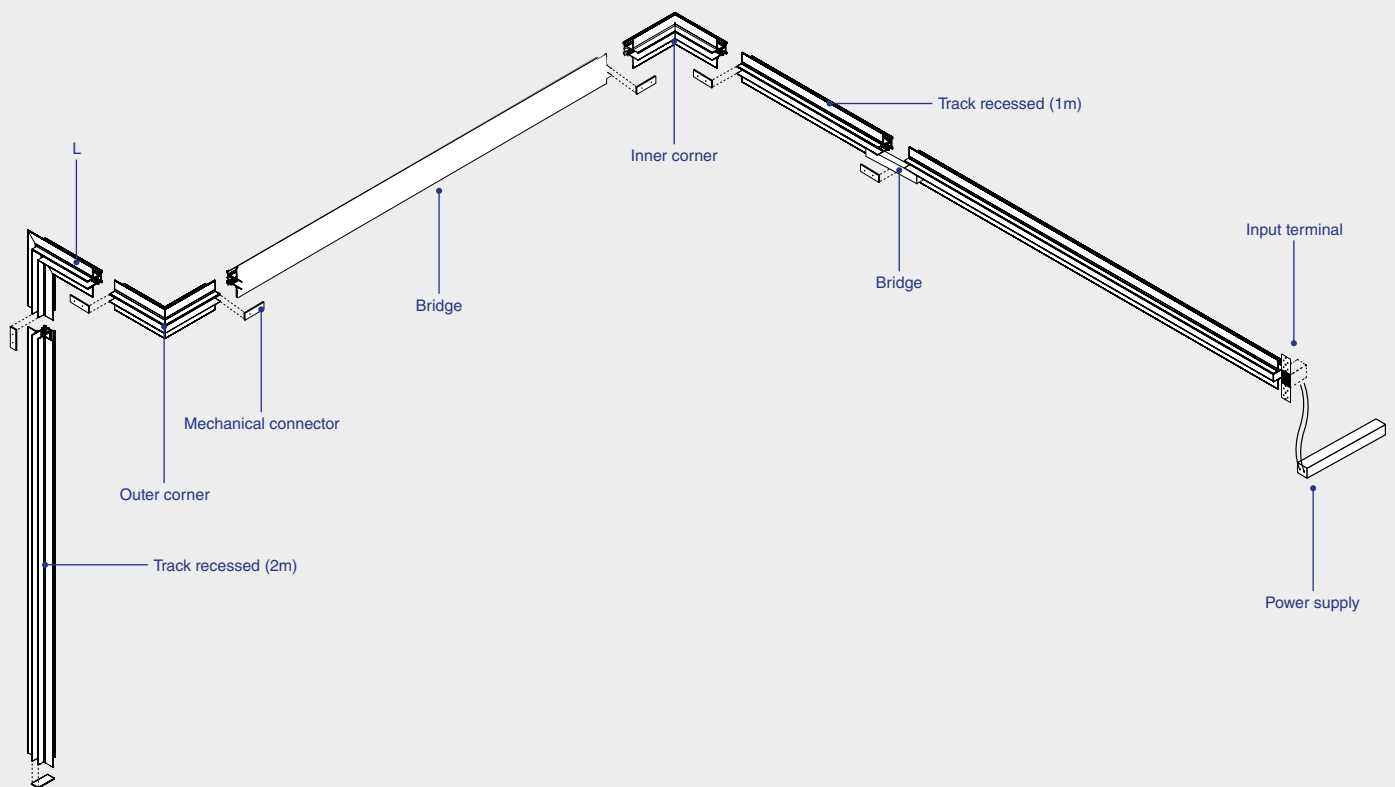
Detail Studio Photo by Julien Chamoux Photographie

Needs consulting  
for your project?  
¿Necesitas  
asesoramiento  
para tu proyecto?





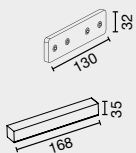
## TRACK RECESSED



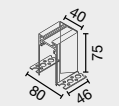
III 24V

Family	Track Length	Finish	Control System
5020120 Neso Track Recessed	10 1m	1 White	D  ON/OFF
	20 2m	2 Black	

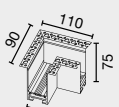
## ACCESSORIES



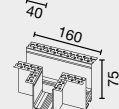
● 5020200102	Mechanical connector
● 5020115101 / ● 5020115102	Bridge
● 5020115101D / ● 5020115102D	Bridge DALI



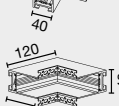
● 5020221401 / ● 5020221402	Input terminal
● 5020221401D / ● 5020221402D	Input terminal DALI



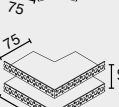
● 5020221001 / ● 5020221002	L
● 5020221001D / ● 5020221002D	L DALI



● 5020221101 / ● 5020221102	T
● 5020221101D / ● 5020221102D	T DALI



● 5020221201 / ● 5020221202	Inner corner
● 5020221201D / ● 5020221202D	Inner corner DALI


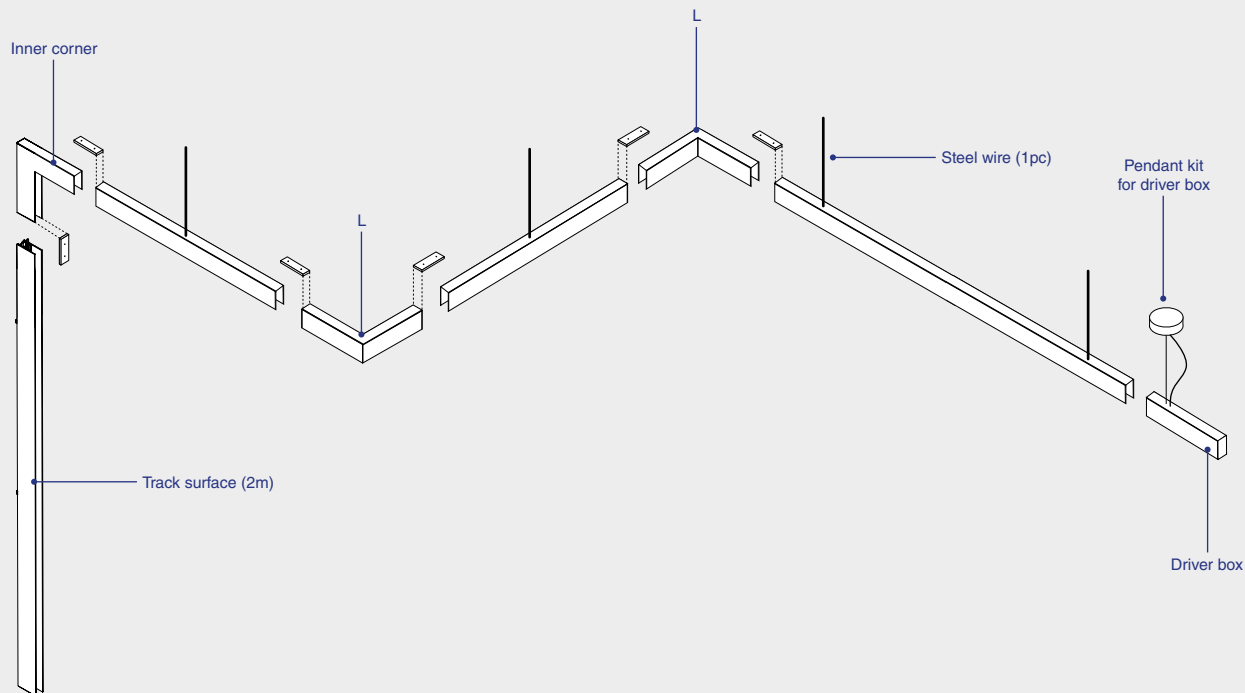


● 5020221301 / ● 5020221302	Outer corner
● 5020221301D / ● 5020221302D	Outer corner DALI

POWER SUPPLY	
98324120	Power supply 120W
98324150	Power supply 150W
98324180	Power supply 180W
98324200	Power supply 200W



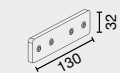
# TRACK SURFACE & SUSPENSION



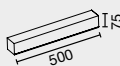
24V

Family	Track Length	Finish	Control System
5020110 Neso Track Surface	10 1m	1 White	D  ON/OFF
	20 2m	2 Black	

## ACCESSORIES



● 5020200102 Mechanical connector



● 5020210001 / ● 5020210002 Driver box  
● 5020210001D / ● 5020210002D Driver box DALI

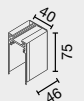


● 5020210201 / ● 5020210202 Pendant kit driver box  
● 5020210201D / ● 5020210202D Pendant kit driver box DALI

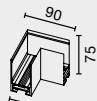
5020210102 Steel wire

### POWER SUPPLY

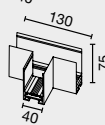
98324120 Power supply 120W  
98324150 Power supply 150W  
98324180 Power supply 180W  
98324200 Power supply 200W



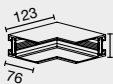
● 5020210301 / ● 5020210302 Input terminal  
● 5020210301D / ● 5020210302D Input terminal DALI



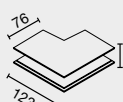
● 5020211001 / ● 5020211002 L  
● 5020211001D / ● 5020211002D L DALI



● 5020211101 / ● 5020211102 T  
● 5020211101D / ● 5020211102D T DALI



● 5020211201 / ● 5020211202 Inner corner  
● 5020211201D / ● 5020211202D Inner corner DALI



● 5020211301 / ● 5020211302 Outer corner  
● 5020211301D / ● 5020211302D Outer corner DALI

## NESO POINT 3L

no incl. 50.000hs L70/B10 MacAdam 3 24V 850°C UGR <16



Family	Color T°	Beam Angle	Finish
50101 Point 3L 4W	927 2700K 217lm CRI>90	1 12°	1 White
	930 3000K 292lm CRI>90	2 34°	2 Black

## NESO POINT 6L

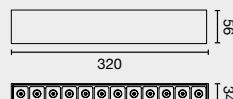
no incl. 50.000hs L70/B10 MacAdam 3 24V 850°C UGR <16



Family	Color T°	Beam Angle	Finish	Control System
50102 Point 6L 8W	927 2700K 480lm CRI>90	1 12°	1 White	<div style="display: flex; align-items: center;"> <div style="margin-right: 10px;">N</div> <div style="display: flex; flex-direction: column; gap: 5px;"> <div style="border: 1px solid black; padding: 2px;">W</div> <div style="border: 1px solid black; padding: 2px;">D</div> <div style="border: 1px solid black; padding: 2px;">ON/OFF</div> </div> <div style="margin-left: 10px;"> <p>CASAMBI</p> <p><b>DALI</b></p> </div> </div>
	930 3000K 506lm CRI>90	2 34°	2 Black	

## NESO POINT 12L

no incl. 50.000hs L70/B10 MacAdam 3 24V 850°C UGR <16




Family	Color T°	Beam Angle	Finish	Control System
50103 Point 12L 16W	927 2700K 1102lm CRI>90	1 12°	1 White	<div style="display: flex; align-items: center;"> <div style="margin-right: 10px;">N</div> <div style="display: flex; flex-direction: column; gap: 5px;"> <div style="border: 1px solid black; padding: 2px;">W</div> <div style="border: 1px solid black; padding: 2px;">D</div> <div style="border: 1px solid black; padding: 2px;">ON/OFF</div> </div> <div style="margin-left: 10px;"> <p>CASAMBI</p> <p><b>DALI</b></p> </div> </div>
	930 3000K 1107lm CRI>90	2 34°	2 Black	



## NESO LINE 32cm

no incl. 50.000hs L70/B10   MacAdam 3 24V  850°C



### Family

### Color T°

### Finish

### Control System

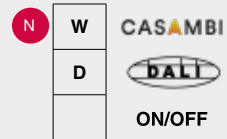
**50104** Line 32cm 13W

**927** 2700K 892lm CRI>90

**930** 3000K 920lm CRI>90


**01** White

**02** Black



## NESO LINE 64cm

no incl. 50.000hs L70/B10   MacAdam 3 24V  850°C



### Family

### Color T°

### Finish

### Control System

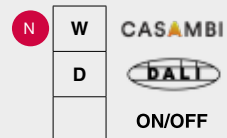
**50105** Line 64cm 26W

**927** 2700K 1399lm CRI>90

**930** 3000K 1442lm CRI>90

**01** White

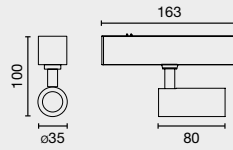
**02** Black






## NESO HOLE $\varnothing$ 3.5cm

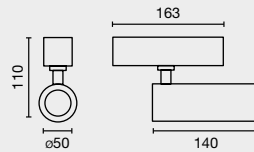
no incl. 50.000hs L70/B10   MacAdam 3 24V  850°C




Family	Color T°	Beam Angle	Finish	Control System
<b>50107</b> Hole $\varnothing$ 35cm 5W	<b>927</b> 2700K 360lm CRI>90 <b>930</b> 3000K 444lm CRI>90	<b>1</b> 20° <b>2</b> 40°	<b>1</b> White <b>2</b> Black	

## NESO HOLE $\varnothing$ 5cm

no incl. 50.000hs L70/B10   MacAdam 3 24V  850°C

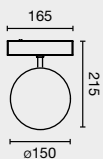


Family	Color T°	Beam Angle	Finish	Control System
<b>50108</b> Hole $\varnothing$ 50cm 10W	<b>027</b> 2700K 445lm CRI>90 <b>030</b> 3000K 592lm CRI>90	<b>1</b> 18° <b>2</b> 36°	<b>1</b> White <b>2</b> Black	



## NESO UNIK

no incl. 50.000hs L70/B10   24V 



### Family

### Color T°


### Finish

### Control System

50108 Unik 5W

927 2700K 256lm CRI>90

01 White

 W CASAMBI

930 3000K 264lm CRI>90

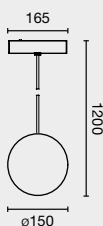
02 Black

D 

ON/OFF

## NESO UNIK

no incl. 50.000hs L70/B10   24V 



### Family

### Color T°


### Finish

### Control System

50109 Unik 5W

027 2700K 256lm CRI>90

01 White

 W CASAMBI

030 3000K 264lm CRI>90

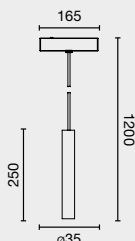
02 Black

D 

ON/OFF

## NESO TOP

no incl. 50.000hs L70/B10   24V 



### Family

### Color T°

### Beam Angle

### Finish

### Control System

50106 Top 5W

927 2700K 360m CRI>90

1 20°

1 White

 W CASAMBI

930 3000K 444lm CRI>90

2 40°

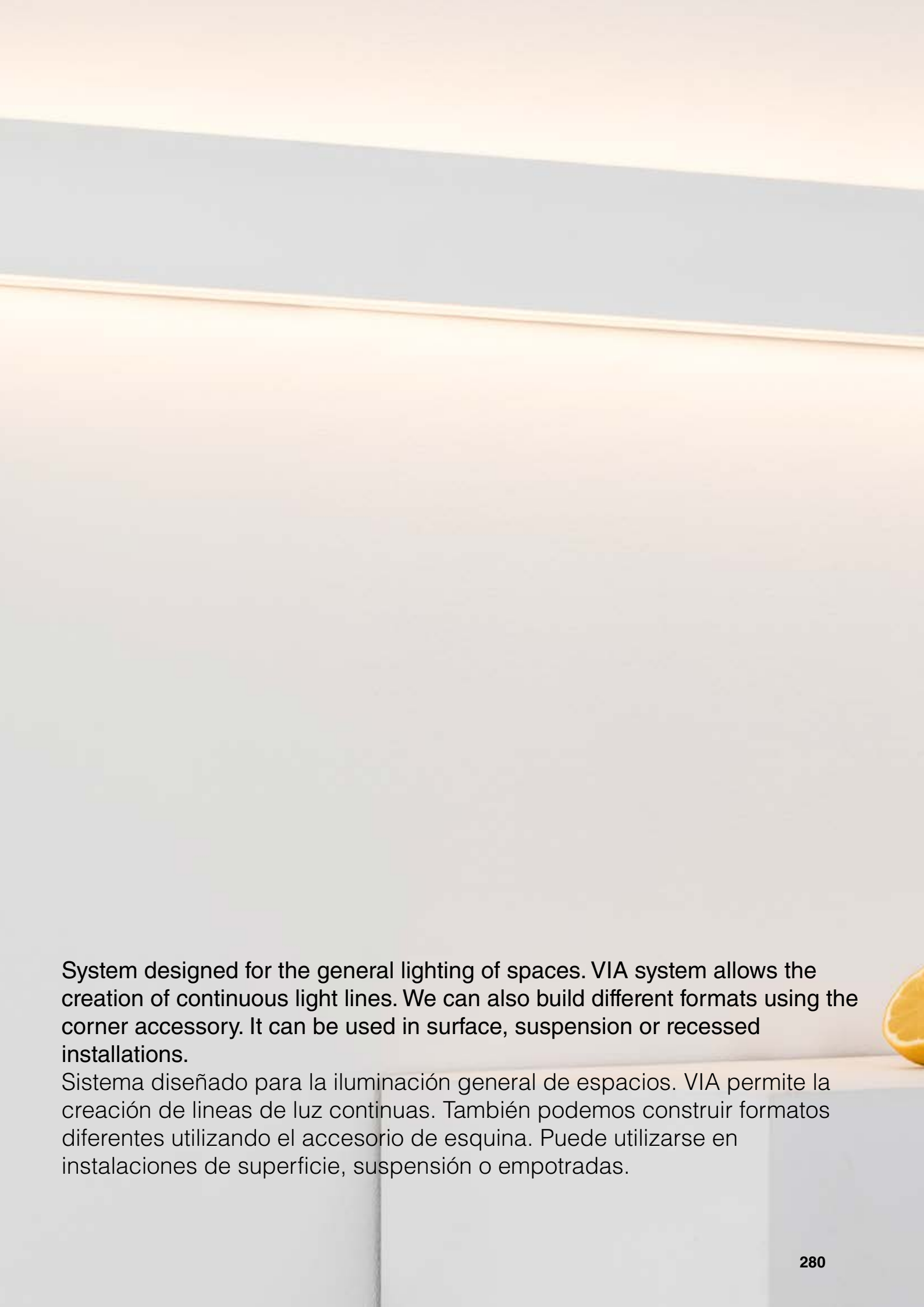
2 Black

D 

ON/OFF







System designed for the general lighting of spaces. VIA system allows the creation of continuous light lines. We can also build different formats using the corner accessory. It can be used in surface, suspension or recessed installations.

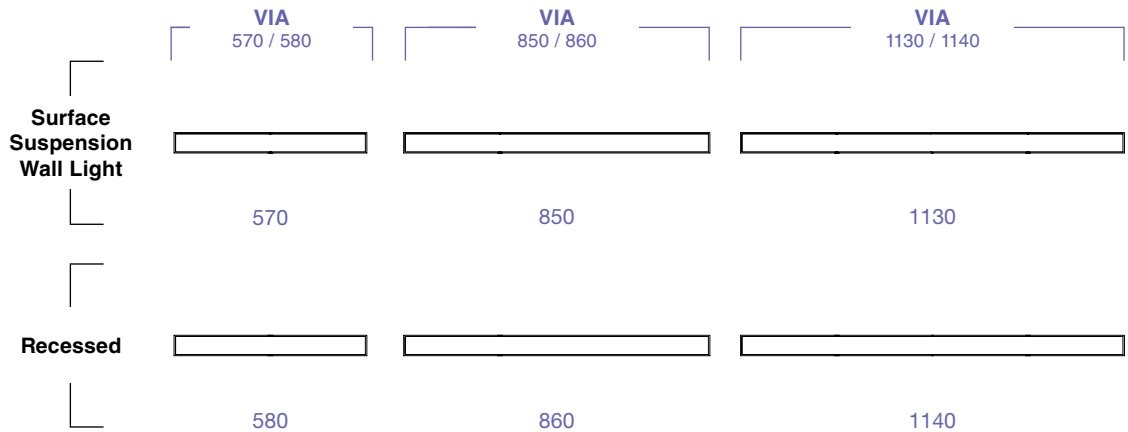
Sistema diseñado para la iluminación general de espacios. VIA permite la creación de líneas de luz continuas. También podemos construir formatos diferentes utilizando el accesorio de esquina. Puede utilizarse en instalaciones de superficie, suspensión o empotradas.

**WIA**

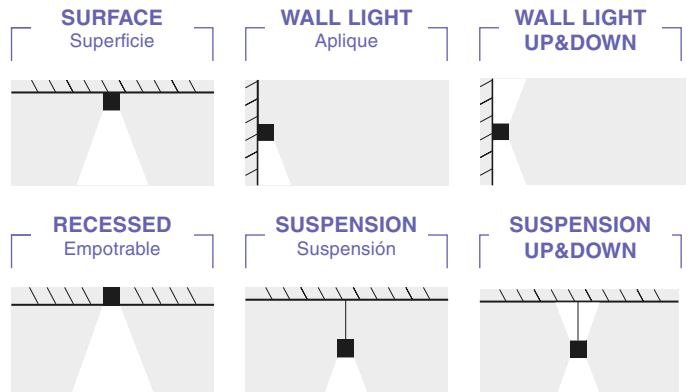


**E V O L U T I O N**





**LIGHT DIRECTION**  
Dirección de la luz






**FINISH**  
Acabado

- Black**  
Negro
- White**  
Blanco

**COLOR TEMPERATURE**  
Temperatura de color

- 3000K CRI80
- 4000K CRI80
- 2700-3000K

**DIFFUSER**  
Difusor

-   
Opal
-   
Microprisma
-   
UGR

**CONTROL SYSTEM**  
Sistema de Control





Surface 570

Surface 850

Surface UGR16 1130

Suspension 570

Suspension 850

Suspension 1130

Wall Light Up & Down 1130

Wall Light 850

Wall Light 570



Suspension  
Up & Down 1130

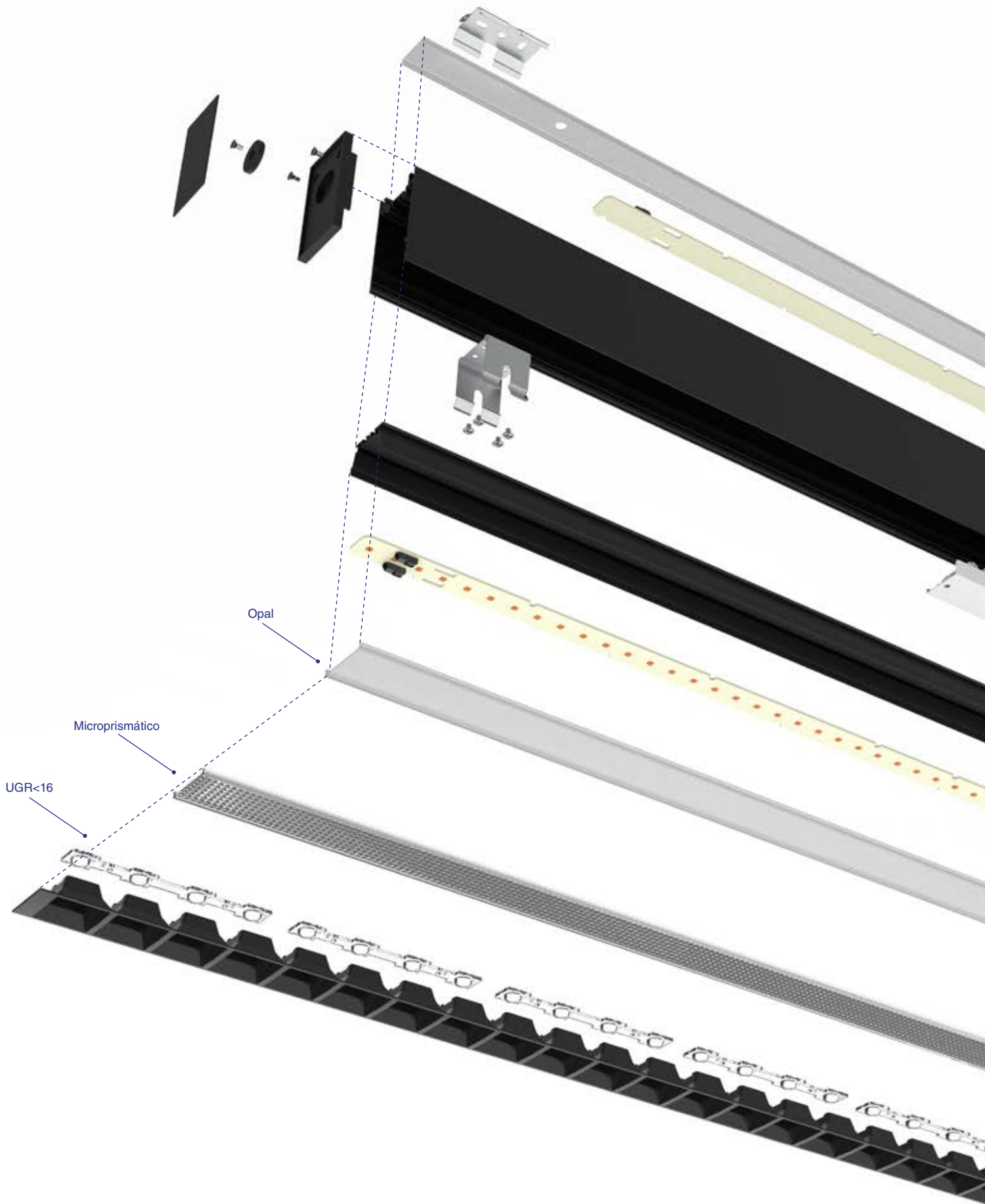
Suspension UGR 1130

Suspension UGR  
Up & Down 1130

Recessed 580

Recessed 860

Recessed 1140

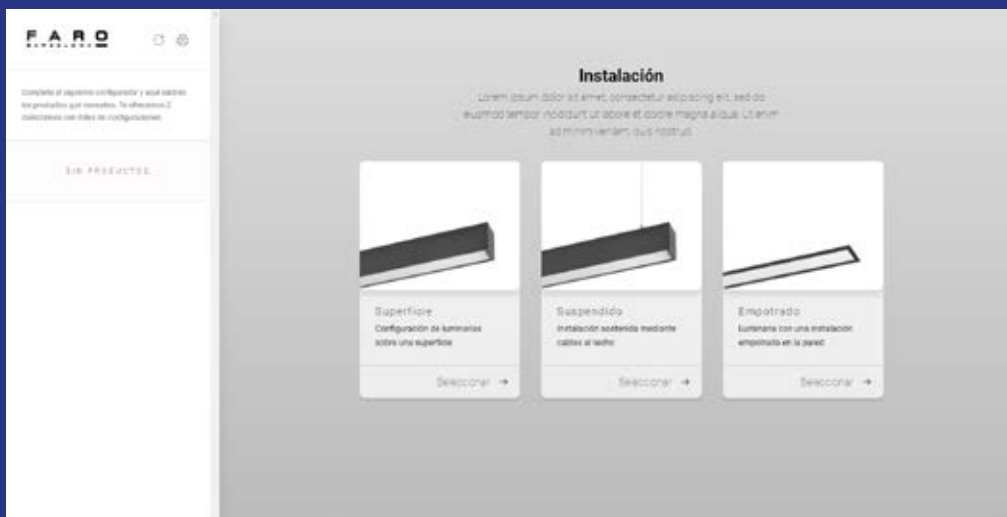
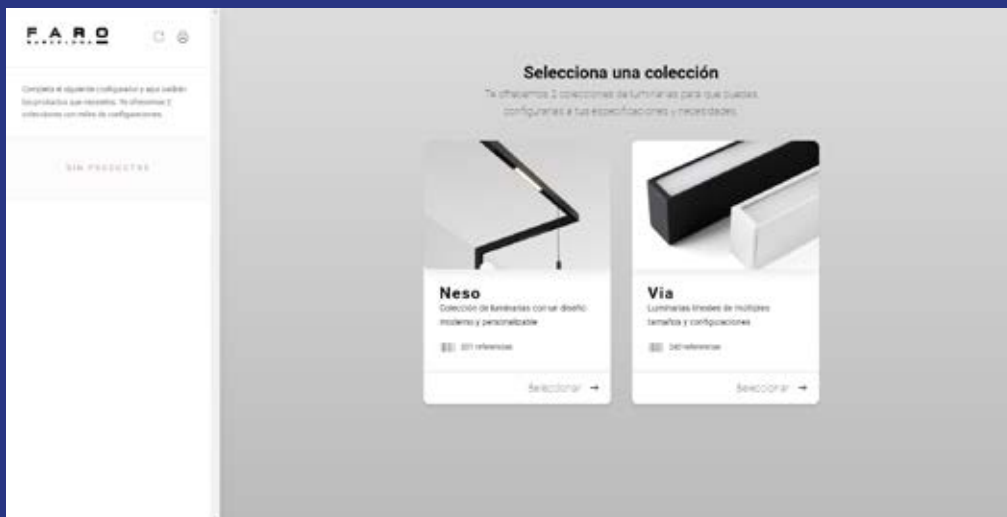




CONFIGURE YOUR

# VIA

Also for your mobile phone  
También para tu teléfono móvil







Needs consulting  
for your project?  
¿Necesitas  
asesoramiento  
para tu proyecto?





Pendant Accessory



Pendant Accessory Dali



Continuous Accessory Surface (1 pcs)



Suspension Wire (2 pcs)



L-Shape without light

# Accessories

	Pendant Accessory	Pendant Accessory Dali	L-Shape Without Light	Continuous Accessory Surface	Suspension Wire
●	040000093	040000095	040000091	040000097	040000098
●	040000094	040000096	040000090		



**Residential**



**Opal**



**110°**




**Microprisma**




**90°**




**UGR**



**50°**



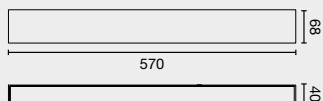
**80°**



**Asym°**

## VIA SURFACE & SUSPENSION 570

incl. DIM 50.000hs L80/B10 MacAdam 3 TW 220-240V 50 / 60Hz 850°C



Family	Power	Finish	Control System	Diffuser
04100 Via Evo	590	Surface 15W 3000K CRI80	<input type="checkbox"/> ON/OFF <input type="checkbox"/> W CASAMBI <input type="checkbox"/> D DALI	<input type="checkbox"/> Opal <input type="checkbox"/> U Microprisma
	570	Surface 25W 3000K CRI80		
	680	Surface 15W 4000K CRI80		
	660	Surface 25W 4000K CRI80		
04101 Via Evo	010	Surface 27W 2700-6500K TW	<input type="checkbox"/> W CASAMBI <input type="checkbox"/> DALI	<input type="checkbox"/> Opal <input type="checkbox"/> U Microprisma
		1 White		

04100

570

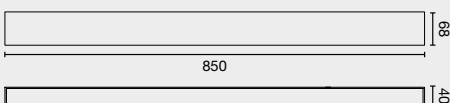
1

W

Example **041005701W** — Via Evo Surface 570 mm 25W 3000K Opal White


## VIA SURFACE & SUSPENSION 850

incl. DIM 50.000hs L80/B10 MacAdam 3 TW 220-240V 50 / 60Hz 850°C



Family	Power	Finish	Control System	Diffuser
04100 Via Evo	560	Surface 20W 3000K CRI80	<input type="checkbox"/> ON/OFF <input type="checkbox"/> W CASAMBI <input type="checkbox"/> D DALI	<input type="checkbox"/> Opal <input type="checkbox"/> U Microprisma
	540	Surface 38W 3000K CRI80		
	650	Surface 20W 4000K CRI80		
	630	Surface 38W 4000K CRI80		
04101 Via Evo	030	Surface 39W 2700-6500K TW	<input type="checkbox"/> W CASAMBI <input type="checkbox"/> DALI	<input type="checkbox"/> Opal <input type="checkbox"/> U Microprisma
		1 White		

## VIA SURFACE & SUSPENSION 1130



Family	Power	Finish	Control System	Diffuser
04100 Via Evo	530 Surface 27W 3000K CRI80	1 White	ON/OFF	Opal
	510 Surface 51W 3000K CRI80	2 Black	W CASAMBI	U Microprisma
	620 Surface 27W 4000K CRI80		D DALI	
	600 Surface 51W 4000K CRI80			
04101 Via Evo	050 Surface 48W 2700-6500K TW	1 White	W CASAMBI	Opal
		2 Black	D DALI	U Microprisma
04102 Via Evo	110 Surface UGR 32W 3000K CRI80	1 White	ON/OFF	8 UGR<19 80°
		2 Black	W CASAMBI	5 UGR<16 50°
	120 Surface UGR 32W 4000K CRI80		D DALI	0 UGR<19 asim.
04103 Via Evo	010 Surface UGR 54W 2700-6500K TW	1 White	W CASAMBI	8 UGR<19 80°
		2 Black	D DALI	5 UGR<16 50°
				0 UGR<19 asim.

## VIA L-SHAPE



Accessory	Power	Finish	Control System	Diffuser
04100 L-shape	961 3000K 15W	1 White	ON/OFF	Opal
	971 4000K 15W	2 Black	W CASAMBI	U Microprisma
	981 3000K 25W		D DALI	
	991 4000K 25W			
04100 L-shape	951 TW 27W	1 White	W CASAMBI	Opal
		2 Black	D DALI	U Microprisma

\*NOT compatible with UGR version. For UGR version you can use the L-shape without light (see page 290)  
 \*No es compatible con la versión UGR. Para versión UGR puede utilizar la L-shape sin luz (ver pág. 290)

**Combine different VIA models. See colours to check compatibility of models in "L" installations or continuous lines.**


Combina distintos modelos de VIA. Mira los colores para verificar las compatibilidades de modelos en instalaciones en "L" o líneas continuas.



## VIA UP&DOWN 850

\*Always order Suspension Kit  
\*Siempre pedir Kit de suspensión

incl. DIM 50.000hs L80/B10 MacAdam 3 TW 220-240V 50 / 60Hz 850°C

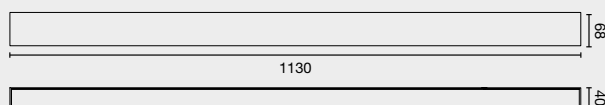


Family	Power	Finish	Control System	Diffuser
04200 Via Evo	540	Up&down 14+38W 3000K CRI80	ON/OFF	Opal
	630	Up&down 14+38W 4000K CRI80	W CASAMBI D DALI	U Microprisma
04201 Via Evo	030	Up&down 9+39W 2700-6500K TW	W CASAMBI	Opal
			D DALI	U Microprisma

## VIA UP&DOWN 1130

\*Always order Suspension Kit  
\*Siempre pedir Kit de suspensión

incl. DIM 50.000hs L80/B10 MacAdam 3 TW 220-240V 50 / 60Hz 850°C


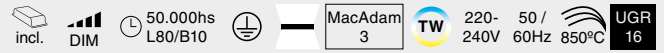


Family	Power	Finish	Control System	Diffuser
04200 Via Evo	510	Up&down 21+51W 3000K CRI80	ON/OFF	Opal
	600	Up&down 21+51W 4000K CRI80	W CASAMBI D DALI	U Microprisma
04201 Via Evo	050	Up&down 18+48W 2700-6500K TW	W CASAMBI	Opal
			D DALI	U Microprisma



# VIA UP&DOWN UGR16 1130


\*Always order Suspension Kit  
 \*Siempre pedir Kit de suspensión




Family	Power	Finish	Control System	Diffuser
04202	Via Evo	110 Up&down UGR 24+32W 3000K CRI80	ON/OFF	8 UGR<19 80°
	120 Up&down UGR 24+32W 4000K CRI80	2 Black	W CASAMBI D DALI	5 UGR<16 50° 0 UGR<19 asim.
04203	Via Evo	010 Up&down UGR 18+54W 2700-6500K TW	W CASAMBI	8 UGR<19 80°
		2 Black	D DALI	5 UGR<16 50° 0 UGR<19 asim.

## VIA RECESSED 580

incl. DIM 50.000hs L80/B10 MacAdam 3 TW 220-240V 50/60Hz 850°C




574x50




Family	Power	Finish	Control System	Diffuser
04100 Via Evo	770	Recessed 15W 3000K CRI80	ON/OFF	Opal
	750	Recessed 25W 3000K CRI80	W CASAMBI	U Microprisma
	800	Recessed 15W 4000K CRI80	D DALI	
	780	Recessed 25W 4000K CRI80		
04101 Via Evo	020	Recessed 27W 2700-6500K TW	W CASAMBI	Opal
			D DALI	U Microprisma

## VIA RECESSED 860

incl. DIM 50.000hs L80/B10 MacAdam 3 TW 220-240V 50/60Hz 850°C



854x50




Family	Power	Finish	Control System	Diffuser
04100 Via Evo	0830	Recessed 20W 3000K CRI80	ON/OFF	Opal
	0810	Recessed 38W 3000K CRI80	W CASAMBI	U Microprisma
	0860	Recessed 20W 4000K CRI80	D DALI	
	0840	Recessed 38W 4000K CRI80		
04101 Via Evo	040	Recessed 39W 2700-6500K TW	W CASAMBI	Opal
			D DALI	U Microprisma

# VIA RECESSED 1140

incl. DIM 50.000hs L80/B10 MacAdam 3 TW 220-240V 50 / 60Hz 850°C




1134x50



Family	Power	Finish	Control System	Diffuser
04100 Via Evo	0890 Recessed 27W 3000K CRI80	1 White	ON/OFF	Opal
	0870 Recessed 51W 3000K CRI80	2 Black	W CASAMBI	U Microprisma
	0920 Recessed 27W 4000K CRI80		D DALI	
	0900 Recessed 51W 4000K CRI80			
04101 Via Evo	060 Recessed 48W 2700-6500K TW	1 White	W CASAMBI	Opal
		2 Black	D DALI	U Microprisma

## VIA WALL LIGHT 570


incl. DIM 50.000hs L80/B10 MacAdam 3 TW 220-240V 50 / 60Hz 850°C



Family	Power	Finish	Control System	Diffuser	
04100 Via Evo	595	Wall Light 15W 3000K CRI80	1	White	<input type="checkbox"/> ON/OFF <input checked="" type="checkbox"/> W CASAMBI <input checked="" type="checkbox"/> D DALI <input type="checkbox"/> Opal
	575	Wall Light 25W 3000K CRI80	2	Black	
	685	Wall Light 15W 4000K CRI80			
	665	Wall Light 25W 4000K CRI80			
04101 Via Evo	015	Wall Light 27W 2700-6500K TW	1	White	<input checked="" type="checkbox"/> W CASAMBI <input type="checkbox"/> DALI <input type="checkbox"/> Opal
			2	Black	

## VIA WALL LIGHT 850


incl. DIM 50.000hs L80/B10 MacAdam 3 TW 220-240V 50 / 60Hz 850°C



Family	Power	Finish	Control System	Diffuser	
04100 Via Evo	565	Wall Light 20W 3000K CRI80	1	White	<input type="checkbox"/> ON/OFF <input checked="" type="checkbox"/> W CASAMBI <input checked="" type="checkbox"/> D DALI <input type="checkbox"/> Opal
	545	Wall Light 38W 3000K CRI80	2	Black	
	655	Wall Light 20W 4000K CRI80			
	635	Wall Light 38W 4000K CRI80			
04101 Via Evo	035	Wall Light 39W 2700-6500K TW	1	White	<input checked="" type="checkbox"/> W CASAMBI <input type="checkbox"/> DALI <input type="checkbox"/> Opal
			2	Black	

# VIA WALL LIGHT 1130


incl. DIM 50.000hs L80/B10 MacAdam 3 TW 220-240V 50 / 60Hz 850°C



Family	Power		Finish	Control System	Diffuser
04100 Via Evo	535	Wall Light 27W 3000K CRI80	1 White	ON/OFF	Opal
	515	Wall Light 51W 3000K CRI80	2 Black	W CASAMBI	
	625	Wall Light 27W 4000K CRI80		D DALI	
	605	Wall Light 51W 4000K CRI80			
04101 Via Evo	055	Wall Light 48W 2700-6500K TW	1 White	W CASAMBI	Opal
			2 Black	D DALI	

## VIA WALL LIGHT UP&DOWN 850


incl. DIM 50.000hs L80/B10 MacAdam 3 TW 220-240V 50 / 60Hz 850°C



Family	Power		Finish	Control System	Diffuser
04200	Via Evo	545	Wall Light Up&Down 14+38W 3000K CRI80	<input type="checkbox"/> ON/OFF <input checked="" type="checkbox"/> W CASAMBI <input checked="" type="checkbox"/> D DALI	<input type="checkbox"/> Opal
		635	Wall Light Up&Down 14+38W 4000K CRI80		
04201	Via Evo	035	Wall Light Up&Down 9+39W 2700-6500K TW	<input checked="" type="checkbox"/> W CASAMBI <input type="checkbox"/> DALI	<input type="checkbox"/> Opal

## VIA WALL LIGHT UP&DOWN 1130

incl. DIM 50.000hs L80/B10 MacAdam 3 TW 220-240V 50 / 60Hz 850°C



Family	Power		Finish	Control System	Diffuser
04200	Via Evo	515	Wall Light Up&Down 21+51W 3000K CRI80	<input type="checkbox"/> ON/OFF <input checked="" type="checkbox"/> W CASAMBI <input checked="" type="checkbox"/> D DALI	<input type="checkbox"/> Opal
		605	Wall Light Up&Down 21+51W 4000K CRI80		
04201	Via Evo	055	Wall Light Up&Down 18+49W 2700-6500K TW	<input checked="" type="checkbox"/> W CASAMBI <input type="checkbox"/> DALI	<input type="checkbox"/> Opal



## VIA SURFACE & SUSPENSION

570mm						
Option	Color T°	CRI	Difusor	Power	Lumen Output	Beam Angle
590	3000K	80	Opal / Microprisma	15W	1392lm / 1133lm	110° / 90°
570		80	Opal / Microprisma	25W	2506m / 2039m	110° / 90°
680	4000K	80	Opal / Microprisma	15W	1434lm / 1167lm	110° / 90°
660		80	Opal / Microprisma	25W	2581lm / 2100lm	110° / 90°
010	2700-6500K	TW	Opal / Microprisma	27W	1964lm / 1598lm	110° / 90°
850mm						
Option	Color T°	CRI	Difusor	Power	Lumen Output	Beam Angle
560	3000K	80	Opal / Microprisma	20W	2131lm / 1735lm	110° / 90°
540		80	Opal / Microprisma	38W	3809lm / 3121lm	110° / 90°
650	4000K	80	Opal / Microprisma	20W	2195lm / 1787lm	110° / 90°
630		80	Opal / Microprisma	39W	3923lm / 3214lm	110° / 90°
010	2700-6500K	TW	Opal / Microprisma	39W	2985lm / 2429lm	110° / 90°
1130mm						
Option	Color T°	CRI	Difusor	Power	Lumen Output	Beam Angle
530	3000K	80	Opal / Microprisma	27W	2842lm / 2313lm	110° / 90°
510		80	Opal / Microprisma	51W	5112lm / 4161lm	110° / 90°
620	4000K	80	Opal / Microprisma	27W	2927lm / 2382lm	110° / 90°
600		80	Opal / Microprisma	51W	5265lm / 4286lm	110° / 90°
050	2700-6500K	TW	Opal / Microprisma	48W	4006lm / 3261lm	110° / 90°
110	3000K	80	UGR<16 / UGR<19	32W	3989lm / 4104lm / 3739lm	50° / 80° / Asym
120	4000K	80	UGR<16 / UGR<19	32W	4109lm / 4227lm / 3851lm	50° / 80° / Asym
010	2700-6500K	TW	UGR<16 / UGR<19	54W	4830lm / 4881lm / 4467lm	50° / 80° / Asym

## VIA UP&DOWN

850mm						
Option	Color T°	CRI	Difusor	Power	Lumen Output	Beam Angle
540	3000K	80	Opal / Microprisma	14 + 38W	1240 + 3809lm / 1323 + 3121lm	110° / 90°
630	4000K	80	Opal / Microprisma	14 + 38W	1278 + 3923lm / 1363 + 3214lm	110° / 90°
030	2700-6500K	TW	Opal / Microprisma	9 + 39W	720 + 2985lm / 738 + 2429lm	110° / 90°
1130mm						
Option	Color T°	CRI	Difusor	Power	Lumen Output	Beam Angle
510	3000K	80	Opal / Microprisma	21 + 51W	2794 + 5112lm / 2794 + 4161lm	110° / 90°
600	4000K	80	Opal / Microprisma	21 + 51W	2878 + 5265lm / 2878 + 4286lm	110° / 90°
050	2700-6500K	TW	Opal / Microprisma	18 + 48W	2395 + 4006lm / 2395 + 3261lm	110° / 90°
1130mm						
Option	Color T°	CRI	Difusor	Power	Lumen Output	Beam Angle
110	3000K	80	UGR<16 / UGR<19	24 + 32W	2794 + 3989lm / 2794 + 4104lm / 2794 + 3739lm	50° / 80° / Asym
120	4000K	80	UGR<16 / UGR<19	24 + 32W	2878 + 4109lm / 2878 + 4227lm / 2878 + 3851lm	50° / 80° / Asym
010	2700-6500K	TW	UGR<16 / UGR<19	18 + 54W	2395 + 4830lm / 2395 + 4881lm / 2395 + 4467lm	50° / 80° / Asym

## VIA WALL LIGHT UP&DOWN

850mm						
Option	Color T°	CRI	Difusor	Power	Lumen Output	Beam Angle
545	3000K	80	Opal	14+38W	1240 + 3809lm	110°
635	4000K	80	Opal	14+38W	1278 + 3923lm	110°
035	2700-6500K	TW	Opal	9+39W	720 + 2985lm	110°
1130mm						
Option	Color T°	CRI	Difusor	Power	Lumen Output	Beam Angle
515	3000K	80	Opal	21+51W	2794 + 5112lm	110°
605	4000K	80	Opal	21+51W	2878 + 5265lm	110°
055	2700-6500K	TW	Opal	18+48W	2395 + 4006lm	110°

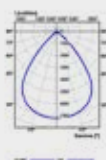


## VIA RECESSED


580mm						
Option	Color T°	CRI	Difusor	Power	Lumen Output	Beam Angle
770	3000K	80	Opal / Microprisma	15W	1392lm / 1133lm	110° / 90°
750		80	Opal / Microprisma	25W	2506m / 2039m	110° / 90°
800	4000K	80	Opal / Microprisma	15W	1434lm / 1167lm	110° / 90°
780		80	Opal / Microprisma	25W	2581lm / 2100lm	110° / 90°
020	2700-6500K	TW	Opal / Microprisma	27W	1964lm / 1598lm	110° / 90°
860mm						
0830	3000K	80	Opal / Microprisma	20W	2131lm / 1735lm	110° / 90°
0810		80	Opal / Microprisma	38W	3809lm / 3121lm	110° / 90°
0860	4000K	80	Opal / Microprisma	20W	2195lm / 1787lm	110° / 90°
0840		80	Opal / Microprisma	38W	3923lm / 3214lm	110° / 90°
040	2700-6500K	TW	Opal / Microprisma	39W	2985lm / 2429m	110° / 90°
1140mm						
0890	3000K	80	Opal / Microprisma	27W	2842lm / 2313lm	110° / 90°
0870		80	Opal / Microprisma	51W	5112lm / 4161lm	110° / 90°
0920	4000K	80	Opal / Microprisma	27W	2927lm / 2382lm	110° / 90°
0900		80	Opal / Microprisma	51W	5265lm / 4286lm	110° / 90°
060	2700-6500K	TW	Opal / Microprisma	48W	4006lm / 3261lm	110° / 90°

## VIA WALL LIGHT

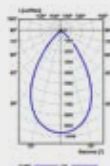
570mm						
Option	Color T°	CRI	Difusor	Power	Lumen Output	Beam Angle
595	3000K	80	Opal	15W	1392lm	110°
575		80	Opal	25W	2506m	110°
685	4000K	80	Opal	15W	1434lm	110°
665		80	Opal	25W	2581lm	110°
015	2700-6500K	TW	Opal	27W	1964lm	110°
850mm						
565	3000K	80	Opal	20W	2131lm	110°
545		80	Opal	38W	3809lm	110°
655	4000K	80	Opal	20W	2195lm	110°
635		80	Opal	38W	3923lm	110°
035	2700-6500K	TW	Opal	39W	2985lm	110°
1130mm						
535	3000K	80	Opal	27W	2842lm	110°
515		80	Opal	51W	5112lm	110°
625	4000K	80	Opal	27W	2927lm	110°
605		80	Opal	51W	5265lm	110°
055	2700-6500K	TW	Opal	48W	4006lm	110°




110°




90°



50°



80°



Asym°







**LED STRIP**  
Tiras Led

MONOCHROMATIC  
Monocolor

9,6 W

19,2 W

COB

Tunable White

RGB

IP67 NEON

Neon IP67

**INDEX PROTECTION**  
Índice de protección

IP20

IP66

IP67

**COLOR TEMPERATURE**  
Temperatura de color

2700K CRI80

3000K CRI80

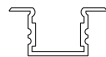
4000K CRI80

2700-6500K

RGB

**PROFILE**  
Perfiles

RECESSED  
Empotrables



SURFACE  
Superficie



**FINISH**  
Acabado

● **Black**  
Negro

○ **White**  
Blanco

● **Silver**  
Plateado

**DIFFUSER**  
Difusor



Transparent



Opal



EMMME Studio Photo by Lupe Clemente

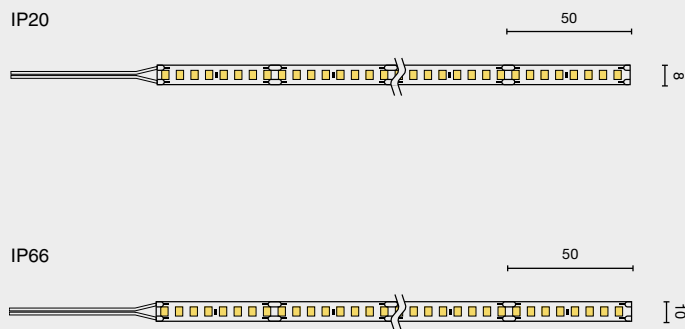
Needs consulting  
for your project?  
¿Necesitas  
asesoramiento  
para tu proyecto?





## LEDSTRIP MONOCHROMATIC 9.6W/m

no incl.  5mt.  DIM  MacAdam 3  24V CRI>80



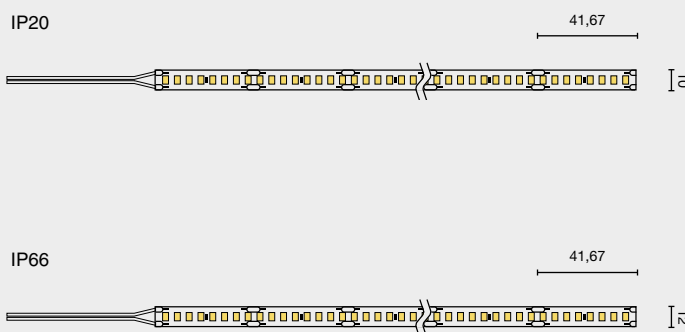
Ref	Power (W/m)	Color T°	lm output/m	LED/m	IP	Cut
08050106	9.6W	2700K	1300	160 led/m	20	50 mm
08050107	9.6W	3000K	1320	160 led/m	20	50 mm
08050108	9.6W	4000K	1360	160 led/m	20	50 mm
08050301	9.6W	2700K	1300	160 led/m	66	50 mm
08050302	9.6W	3000K	1320	160 led/m	66	50 mm
08050303	9.6W	4000K	1360	160 led/m	66	50 mm

\*Roll of 5m (500cm). You can order your own custom length every 10cm.  
Cut to measure: ref. -XX, where XX=length (-01=0,1m, -02=0,2m, -14=1,4m...)

\* Bobina de 5m (500cm) de longitud. Puede pedir su propia longitud personalizada cada 10cm.  
Corte a medida: ref. -XX, donde XX=longitud (-01=0,1m, -02=0,2m, -14=1,4m...)

## LEDSTRIP MONOCHROMATIC 19.2W/m

no incl.  5mt.  DIM  MacAdam 3  24V CRI>80



Ref	Power (W/m)	Color T°	lm output/m	LED/m	IP	Cut
08050201	19.2W	2700K	2500	192 led/m	20	41,67 mm
08050202	19.2W	3000K	2520	192 led/m	20	41,67 mm
08050203	19.2W	4000K	2600	192 led/m	20	41,67 mm
08050401	19.2W	2700K	2500	192 led/m	66	41,67 mm
08050402	19.2W	3000K	2520	192 led/m	66	41,67 mm
08050403	19.2W	4000K	2600	192 led/m	66	41,67 mm

\*Roll of 5m (500cm). You can order your own custom length every 12,5cm.  
Cut to measure: ref. -XXXX, where XXXX=length (-0115=0,125m, -1000 =1m ...)

\* Bobina de 5m (500cm) de longitud. Puede pedir su propia longitud personalizada cada 12,5cm.  
Corte a medida: ref. -XXXX, donde XXXX=longitud (-0125=0,125m, -1000 =1m ...)

## ACCESSORIES

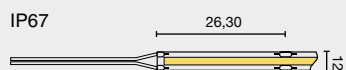
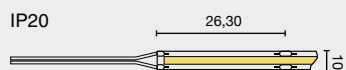
08050696	UNION ACCESSORY LED STRIP 8mm	Accesorio unión tira led 8mm
08050697	UNION ACCESSORY LED STRIP 10mm	Accesorio unión tira led 10mm
08050698	CONNECTOR CABLE ACCESSORY LED STRIP 8mm	Accesorio conector cable tira led 8mm
08050699	CONNECTOR CABLE ACCESSORY LED STRIP 10mm	Accesorio conector cable tira led 10mm





## LEDSTRIP COB TUNABLE WHITE

no incl.   5mt.  DIM 24V CRI>90  TW



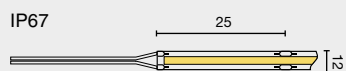
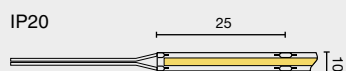

Ref	Power (W/m)	Color T°	lm output/m	IP	Cut
08050501	12W + 12W	2700-6500K	1080 + 1248	20	26,3 mm
08050511	12W + 12W	2700-6500K	1080 + 1248	67	26,3 mm

\*Roll of 5m (500cm). You can order your own custom length every 10,5cm.  
Cut to measure: ref. -XXX, where XXX=length (-0105=0,105m, -1052 =1,052m ...)

\* Bobina de 5m (500cm) de longitud. Puede pedir su propia longitud personalizada cada 10,5cm  
Corte a medida: ref. -XXX, donde XXX=longitud (-0105=0,105m, -1052 =1,052m ...)

## LEDSTRIP COB RGB

no incl.   5mt.  DIM 24V



Ref	Power (W/m)	Color T°	lm output/m	IP	Cut
08050601	15W	RGB	550	20	25 mm
08050611	15W	RGB	550	67	25 mm

\*Roll of 5m (500cm). You can order your own custom length every 10cm.  
Cut to measure: ef. -XXX, where XX=length (-01 =0,1m, -02=0,2m, -14=1,4m...)

\* Bobina de 5m (500cm) de longitud. Puede pedir su propia longitud personalizada cada 10cm  
Corte a medida: ref. -XXX, donde XX=longitud (-01 =0,1m, -02=0,2m, -14=1,4m...)




Needs consulting  
for your project?  
¿Necesitas  
asesoramiento  
para tu proyecto?



## LEDSTRIP NEON FRONT

IP67 5mt. DIM



Ref	Power (W/m)	Color T°	lm output/m	IP	Cut
08045001	14W	2700K	1060	67	125mm
08046001	14W	3000K	1060	67	125mm

\*Roll of 5m (500cm). You can order your own custom length every 125mm.  
Cut to measure: ref.-XX, where XX=length. (-125 (125mm); -250 (250mm); -1000 (1000mm)...)

\*Bobina de 5m (500cm). Puede pedir su propia longitud personalizada cada 125mm.  
Corte a medida: ref.-XX, donde XX=longitud. (-125 (125mm); -250 (250mm); -1000 (1000mm)...)

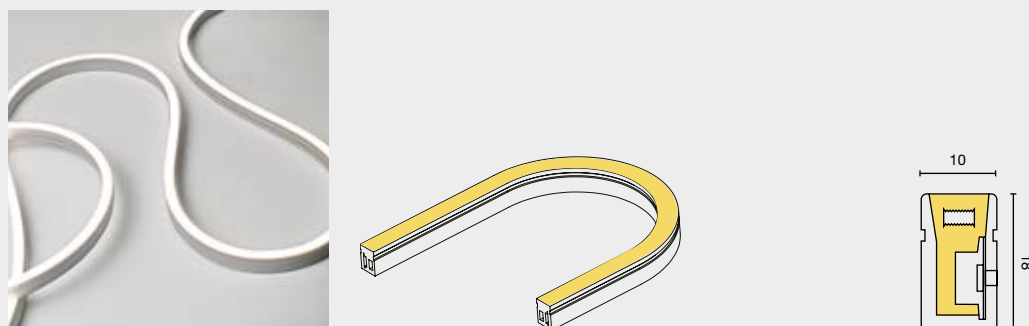
## ACCESSORIES



08040098 ALUMINIUM CLIP Clip de aluminio

## LEDSTRIP NEON SIDE

IP67 5mt. DIM



Ref	Power (W/m)	Color T°	lm output/m	IP	Cut
08047001	14W	2700K	470	67	125mm
08048001	14W	3000K	470	67	125mm

\*Roll of 5m (500cm). You can order your own custom length every 125mm.  
Cut to measure: ref.-XX, where XX=length. (-125 (125mm); -250 (250mm); -1000 (1000mm)...)

\*Bobina de 5m (500cm). Puede pedir su propia longitud personalizada cada 125mm.  
Corte a medida: ref.-XX, donde XX=longitud. (-125 (125mm); -250 (250mm); -1000 (1000mm)...)

## ACCESSORIES

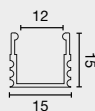



08040099 ALUMINIUM CLIP Clip de aluminio



## LEDSTRIP PROFILES

### SURFACE PROFILES



Ref	Finish	Long
<b>08060101N</b>	● Black	2000 mm
<b>08060101B</b>	○ White	2000 mm
<b>08060101</b>	● Silver	2000 mm

Ref	Accessorie	Finish
<b>08060204N</b>	End cap (2 pcs)	● Black
<b>08060204B</b>	End cap (2 pcs)	○ White
<b>08060204</b>	End cap (2 pcs)	● Silver

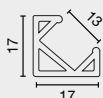

### SURFACE PROFILES 8MM



Ref	Finish	Long
<b>08080101N</b>	● Black	2000 mm
<b>08080101B</b>	○ White	2000 mm
<b>08080101</b>	● Silver	2000 mm

Ref	Accessorie	Finish
<b>08080204N</b>	End cap (2 pcs)	● Black
<b>08080204B</b>	End cap (2 pcs)	○ White
<b>08080204</b>	End cap (2 pcs)	● Silver

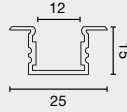

### SURFACE PROFILES 45°



Ref	Finish	Long
<b>08050101N</b>	● Black	2000 mm
<b>08050101B</b>	○ White	2000 mm
<b>08050101</b>	● Silver	2000 mm

Ref	Accessorie	Finish
<b>08050204N</b>	End cap (2 pcs)	● Black
<b>08050204B</b>	End cap (2 pcs)	○ White
<b>08050204</b>	End cap (2 pcs)	● Silver

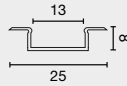

## RECESSED PROFILES



Ref	Finish	Long
08090101N	● Black	2000 mm
08090101B	○ White	2000 mm
08090101	● Silver	2000 mm

Ref	Accessorie	Finish
08070204N	End cap (2 pcs)	● Black
08070204B	End cap (2 pcs)	○ White
08070204	End cap (2 pcs)	● Silver

## RECESSED PROFILES 8MM



Ref	Finish	Long
08090111N	● Black	2000 mm
08090111B	○ White	2000 mm
08090111	● Silver	2000 mm


Ref	Accessorie	Finish
08090204N	End cap (2 pcs)	● Black
08090204B	End cap (2 pcs)	○ White
08090204	End cap (2 pcs)	● Silver

## OPAL DIFFUSER



Ref	Long
0806202	2000 mm

## TRANSPARENT DIFFUSER



Ref	Long
0806203	2000 mm

## CLIPS



08050105 ● Surface profile clip 45°



08060105 ● Surface & 15mm recessed clip



**Light Colour**  
Control de luz



**Sunrise & Sunset**  
Amanecer y atardecer



**Calendar & Timer**  
Calendario y Temporizador



**Colour Color T°**  
Color Color T°



**Grouping**  
Agrupación



**Scenes**  
Escenas



**Animations**  
Animaciones



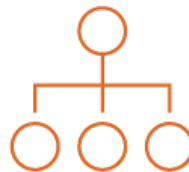
**Gallery**  
Galería



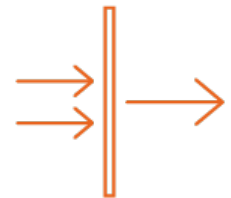
**Daylight Sensor**  
Sensor de luz diurna



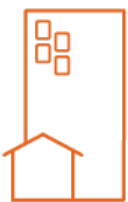
**Occupancy Sensor**  
Sensor de ocupación



**Control Hierarchy**  
Jerarquía de control



**Gateway**  
Entrada



**Scalability**  
Escalabilidad



**Synchronization**  
Sincronización



**Elements**  
Elementos



**Parameters**  
Parámetros



This range of control elements offers customized solutions to optimize specific environments. Easily create dynamic spaces and energy efficient through control of lighting.



**CASAMBI**  
SMART  
LIGHTING

Esta gama de elementos de control ofrece soluciones personalizadas para optimizar entornos específicos. Crea fácilmente espacios dinámicos y eficientes desde el punto de vista energético mediante el control de la iluminación.

# Switch & Controls

## Switch for CASAMBI installations control



97534

Allows dimming, calling scenes, controlling groups, all lamps and sequences. Works with Casambi APP and Casambi Models. Black or white colour. Lithium CR2430 battery, duration 2-5 years. Open range 60 metres. 4 general purpose buttons (scenes, individual, groups, sequences) plus 2 regulation buttons and 2 other buttons programmable by the Casambi APP.

Permite regular, llamar a escenas, controlar grupos, todas las lámparas y secuencias. Funciona con la APP de Casambi y Modelos Casambi. Color negro o blanco. Pila CR2430 de Litio, duración 2-5 años. Alcance en abierto 60 metros. 4 botones de propósito general (escenas, individual, grupos, secuencias) más 2 botones de regulación y otros 2 botones programables por la APP de Casambi.



97533

## CASAMBI Wheel Triac Regulator



97535


Triac wheel with Bluetooth communication for Casambi. The luminaires can be controlled by the wheel via the CASAMBI app or can be configured to control other CASAMBI devices on the mains by turning the wheel. 220-240 and 50/60Hz power supply.

Triac de rueda con comunicación Bluetooth para Casambi. Las luminarias se pueden controlar por la rueda, mediante la aplicación CASAMBI o se puede configurar, que al girar la rueda, regule otros equipos CASAMBI de la red, Alimentación 220-240 y 50/60Hz.

## Switch 55



97536 Matt Anthracite Antracita Mate



97537 Matt White Blanco Mate

4-channel bluetooth wireless push button with 2 keys. Completely autonomous (no battery or power supply), it works by mechanical impulses. It sends a radio signal thanks to the energy released when the keys are pressed and requires no maintenance.

Pulsador inalámbrico bluetooth de 4 canales mediante 2 teclas. Completamente autónomo (sin pila ni alimentación), funciona mediante impulsos mecánicos. Envía una señal de radio gracias a la energía liberada durante las pulsaciones de las teclas y no requiere mantenimiento.

# Sensors

## Recessed Sensor



97542

## Surface Sensor



97543

Bluetooth light level and presence sensor in recessed or surface format. Through the CASAMBI App, it can be configured to activate scenes, luminaires, when it detects presence, according to illuminance or circadian scenes. Recommended installation height between 2.4 and 5m. Detection diameter between 5 and 7m.

Sensor bluetooth de nivel de luz y presencia en formato de empotrar o superficie. A través de la App de CASAMBI se puede configurar para activar escenas, luminarias, cuando detecte presencia, según la iluminancia o escenas circadianas. Altura de instalación recomendada entre 2,4 y 5m. Diámetro de detección entre 5 y 7m.

# Auxiliary Devices

## CBU-DCS Bluetooth DALI controller



97530

CBU-DCS is a Bluetooth controllable, Casambi enabled DALI controller. CBU-DCS does not have its own power supply. Instead, it is powered directly from a DALI bus.

CBU-DCS es un controlador DALI controlado por Bluetooth y habilitado por Casambi. CBU-DCS no tiene su propia fuente de alimentación. En su lugar, se alimenta directamente de un bus DALI.

## Dimming for LED strips



97538

Dimming by CASAMBI for LED strips. 4 output channels. Max. total current 6 Ampere. Without push button input.

Regulación por CASAMBI para tiras LED. 4 canales de salida. Corriente máxima en total 6 Amperios. Sin entrada de pulsador.

## CASAMBI to DALI converter



97531

Built-in 120mA DALI source. Broadcast output, 4 groups, DT8 or RGBW. To control up to 60 DALI luminaires all at the same time.

Fuente DALI integrada de 120mA. Salida en Broadcast, 4 grupos, DT8 o RGBW. Para controlar hasta 60 luminarias DALI todas a la vez.

## Casambi Repeater Module



97532

With this module the range of the Bluetooth signal can be easily increased. Con este módulo se puede aumentar fácilmente el alcance de la señal Bluetooth.

## Plug & Play – Switch



97540

Smart plug adapter for luminaires and electrical appliances. High switching capacity – up to 3680 W.

Adaptador de enchufe inteligente para luminarias y aparatos eléctricos. Gran capacidad de conmutación: hasta 3680 W.



97541

## Timer-Casambi



97544

TIMER-CASAMBI is a device that allows to keep memory of Casambi timers for scenarios when power supply is missing or because of a temporarily black-out.

TIMER-CASAMBI es un dispositivo que permite mantener la memoria de los temporizadores Casambi para los escenarios en los que falta la alimentación eléctrica o debido a un apagón temporal.

## Casambi PWM4 IP65



97539

IP65 CBU-PWM4. CBU-PWM4 en formato IP65.

# Dali elements

## Dali Touchpanel Basic C



97545

Capacitive touch panel with glass screen. Allows switching on, off and dimming of up to 3 groups or scenes of luminaires. Powered by DALI bus.

Panel táctil capacitivo con pantalla de cristal. Permite el encendido, apagado y regulación de hasta 3 grupos o escenas de luminarias. Alimentación por bus DALI.

## Dali Touchpanel Basic TW



97546

Allows easy control of Tuneable White luminaires via DALI protocol. Permite controlar fácilmente las luminarias Tuneable White mediante protocolo DALI.

## Dali USB Programmer



97547

USB interface module for DALI system. Accessory for connecting software tools for addressing, programming and parameterisation of DALI installations and Faro Barcelona devices.

Módulo interfaz USB para sistema DALI. Accesorio para conectar herramientas software para direccionamiento, programación y parametrización de instalaciones DALI y dispositivos Faro Barcelona.

## Dali PS1 Power Supply



97548

4W DALI power supply for stand-alone mounting, Accessory for supplying 200mA to DALI devices or control modules without their own standard power supply. Powered at 230-240V; 50/60Hz.

Alimentador DALI de 4W para montaje independiente, Accesorio para suministrar 200mA a dispositivos DALI o módulos de control sin su propia fuente de alimentación estándar. Alimentado a 230-240V; 50/60Hz.

## Recessed Dali Sensor



97549

Light level and presence sensor using DALI protocol. Recessed and surface mounting format. Allows simple switching on, switching off and dimming of individual luminaires, groups of luminaires or scenes, either by presence or brightness detection. Power supply via DALI bus.

Sensor de nivel de luz y presencia mediante protocolo DALI. Formato de empotrar y superficie. Permite encender, apagar y regular de forma simple luminarias individuales, grupos de luminarias o escenas, ya sea por detección de presencia o luminosidad. Alimentación mediante Bus DALI.

## Surface Dali Sensor



97550

**Today's technology makes it possible to integrate thousands of luminaires and control functions into a single system based on a DALI control network or even centralise it in a BMS system. At FARO BARCELONA we have concentrated all our experience and knowledge on simple solutions helping to find the necessary control elements to customize an installation.**

**Despite the complexity and size of the lighting installations, only a few components are needed to manage the entire system: Luminaires with DALI driver, DALI sensors (multisensors), DALI pushbuttons, DALI buttons, DALI Bus feeder and routers as a control unit.**

La tecnología actual permite integrar miles de luminarias y funciones de control en un solo sistema basado en una red DALI de control o incluso centralizarlo en un sistema BMS. En FARO BARCELONA hemos concentrado toda nuestra experiencia y conocimientos en soluciones simples ayudando a encontrar los elementos de control necesarios para personalizar una instalación.

A pesar de la complejidad y el tamaño de las instalaciones de iluminación, solo se necesitan algunos componentes para gestionar todo el sistema: Luminarias con driver DALI, sensores (multisensores) DALI, pulsadores DALI, botonas DALI, alimentador de Bus DALI y routers como unidad de control.

DALI and DALI-2 are open lighting standards. It is a digital protocol used worldwide to control lighting components, it allows to transfer information such as lighting commands, fault data, consumption and diagnostics between different devices.



# SMART LIGHTING

DALI y DALI-2 son estándares abiertos de iluminación. Es un protocolo digital usado en todo el mundo para controlar componentes de iluminación, permite transferir información como los comandos de iluminación, los datos de fallos, consumos y los diagnósticos entre distintos dispositivos.

## Recommended Drivers

Driver	Model	Control System	Power	mA	Units
98310206E	TROOP	ON/OFF 100-240V	2W	700mA	1-3 units
98310210	TROOP	TRIAC	2W	700mA	2-4 units
98310536	TROOP	DALI	2W	700mA	4-16 units
98310538	TROOP	CASAMBI	2W	700mA	4-16 units
98310206E	TROOP	ON/OFF 100-240V	3x2W	700mA	1 unit
98310220LC	TROOP	TRIAC	3x2W	700mA	2-3 units
98310536	TROOP	DALI	3x2W	700mA	2-5 units
98310538	TROOP	CASAMBI	3x2W	700mA	2-5 units
98310230	TROOP	ON/OFF 100-240V	5x2W	700mA	2 units
98310210	TROOP	TRIAC	5x2W	700mA	1 unit
98310536	TROOP	DALI	5x2W	700mA	1-3 units
98310538	TROOP	CASAMBI	5x2W	700mA	1-3 units
98310230	TROOP	ON/OFF 100-240V	10x2W	700mA	1 unit
98310236C	TROOP	TRIAC	10x2W	700mA	1 unit
98310536	TROOP	DALI	10x2W	700mA	1 unit
98310538	TROOP	CASAMBI	10x2W	700mA	1 unit
98310620	NANO COLIN	ON/OFF	7W	200mA	-
98310509C	NANO COLIN	TRIAC	7W	200mA	-
98310116	NANO COLIN	ON/OFF	13W	350mA	-
98310114C	NANO COLIN	TRIAC	13W	350mA	-
98310536	NANO COLIN	DALI	13W	350mA	-
98310538	NANO COLIN	CASAMBI	13W	350mA	-
98310321	MINI COLIN	ON/OFF	18W	500mA	-
98310321LC	MINI COLIN	TRIAC	18W	500mA	-
98310536	MINI COLIN	DALI	18 / 25W	500 / 700mA	-
98310538	MINI COLIN	CASAMBI	18 / 25W	500 / 700mA	-
98310233	MINI COLIN	ON/OFF	25W	700mA	-
98310236C	MINI COLIN	TRIAC	25W	700mA	-
98310233	COLIN	ON/OFF	24W	700mA	-
98310236C	COLIN	TRIAC	24W	700mA	-
98310536	COLIN	DALI	24 / 36W	700 / 1050mA	-
98310538	COLIN	CASAMBI	24 / 36W	700 / 1050mA	-
98310444	COLIN	ON/OFF 100-240V	36W	1050mA	-
98310321LC	COLIN	TRIAC	18W	1050mA	-
9811020	COLIN QR-111	-	-	12 V	-

<b>Driver</b>	<b>Model</b>	<b>Control System</b>	<b>Power</b>	<b>mA</b>	<b>Units</b>
98310321	OPTIC MINI	ON/OFF	18W	500mA	-
98310321LC	OPTIC MINI	TRIAC	18W	50mA	-
98310536	OPTIC MINI	DALI	18 / 25W	500 / 700mA	-
98310233	OPTIC MINI	ON/OFF	25W	700mA	-
98310236C	OPTIC MINI	TRIAC	25W	700mA	-
98310538	OPTIC MINI	CASAMBI	18 / 25W	500 / 700mA	-
98310233	OPTIC	ON/OFF	24W	700mA	-
98310236C	OPTIC	TRIAC	24W	700mA	-
98310536	OPTIC	DALI	24 / 36W	700 / 1050mA	-
98310538	OPTIC	CASAMBI	24 / 36W	700 / 1050mA	-
98310444	OPTIC	ON/OFF 100-240V	36W	1050mA	-
98310321LC	OPTIC	TRIAC	18W	1050mA	-
98310620	DEEP S	ON/OFF 100-240V	6W	-	-
98310509C	DEEP S	TRIAC	6W	-	-
98310116	DEEP S	ON/OFF 100-240V	11W	-	-
98310114C	DEEP S	TRIAC	11W	-	-
98310536	DEEP S	DALI	11W	-	-
98310538	DEEP S	CASAMBI	11W	-	-
98310116	DEEP M	ON/OFF 100-240V	11W	-	-
98310114C	DEEP M	TRIAC	11W	-	-
98310321	DEEP M	ON/OFF 100-240V	18W	-	-
98310321LC	DEEP M	TRIAC	18W	-	-
98310536	DEEP M	DALI	11 / 18W	-	-
98310538	DEEP M	CASAMBI	11 / 18W	-	-
98310321	DEEP L	ON/OFF 100-240V	18W	-	-
98310321LC	DEEP L	TRIAC	18W	-	-
98310233	DEEP L	ON/OFF 100-240V	25W	-	-
98310236C	DEEP L	TRIAC	25W	-	-
98310444	DEEP L	ON/OFF 100-240V	39W	-	-
98310536	DEEP L	DALI	18 / 25 / 39W	-	-
98310538	DEEP L	CASAMBI	18 / 25 / 39W	-	-

# 24V Power Supply

98324006	Constant voltage power supply for 24V DC. Supplies up to 6W, 100-240V, 50/60Hz	Fuente de alimentación de voltaje constante para 24V DC. Suministra hasta 6W, 100-240V, 50/60Hz		
98324020U	Constant voltage power supply for 24V DC. Supplies up to 20W, 100-240V, 50/60Hz	Fuente de alimentación de voltaje constante para 24V DC. Suministra hasta 20W, 100-240V, 50/60Hz		
98324030	Constant voltage power supply for 24V DC. Supplies up to 30W, 220-240V, 50/60Hz	Fuente de alimentación de voltaje constante para 24V DC. Suministra hasta 30W, 220-240V, 50/60Hz		
98324031	Constant voltage power supply for 24V DC. Supplies up to 30W, 220-240V, 50/60Hz. With protection rated at IP67	Fuente de alimentación de voltaje constante para 24V DC. Suministra hasta 30W, 220-240V, 50/60Hz. Con protección clasificada en IP67		
98324060	Constant voltage power supply for 24V DC. Supplies up to 60W, 220-240V, 50/60Hz	Fuente de alimentación de voltaje constante para 24V DC. Suministra hasta 60W, 220-240V, 50/60Hz		
98324076	Constant voltage power supply for 24V DC. Supplies up to 75W, 220-240V, 50/60Hz. With protection rated at IP67	Fuente de alimentación de voltaje constante para 24V DC. Suministra hasta 75W, 220-240V, 50/60Hz. Con protección clasificada en IP67		
98324100	Constant voltage power supply for 24V DC. Supplies up to 100W, 220-240V, 50/60Hz. With protection rated at IP67	Fuente de alimentación de voltaje constante para 24V DC. Suministra hasta 100W, 220-240V, 50/60Hz. Con protección clasificada en IP67		
98324151	Constant voltage power supply for 24V DC. Supplies up to 150W, 220-240V, 50/60Hz. With protection rated at IP67	Fuente de alimentación de voltaje constante para 24V DC. Suministra hasta 150W, 220-240V, 50/60Hz. Con protección clasificada en IP67		
98324120	Constant voltage power supply for 24V DC. Supplies up to 120W, 220-240V, 50/60Hz	Fuente de alimentación de voltaje constante para 24V DC. Suministra hasta 120W, 220-240V, 50/60Hz		
98324180	Constant voltage power supply for 24V DC. Supplies up to 180W, 220-240V, 50/60Hz	Fuente de alimentación de voltaje constante para 24V DC. Suministra hasta 180W, 220-240V, 50/60Hz		
98324200	Constant voltage power supply for 24V DC. Supplies up to 200W, 120-240V, 50/60Hz	Fuente de alimentación de voltaje constante para 24V DC. Suministra hasta 200W, 120-240V, 50/60Hz		
98324150	Constant voltage power supply for 24V DC. Supplies up to 150W, 220-240V, 50/60Hz	Fuente de alimentación de voltaje constante para 24V DC. Suministra hasta 150W, 220-240V, 50/60Hz		



# Simbology

	Luminaires of insulation class I are provided with a connection for the earthing conductor (PE) and are not specially marked.	Las luminarias de la clase de aislamiento I están provistas de una conexión para el conductor de puesta a tierra (PE) y no están identificadas de forma especial.
	Luminaires with insulation class II	Luminarias con clase de aislamiento II
	Luminaires with insulation class III	Luminarias con clase de aislamiento III
 incl.	Driver included	Equipo electrónico incluido
 no incl.	Driver not included	Equipo electrónico no incluido
 2mt.	Cable meters	Metros de cable
 50.000hs L80/B10	LED lifetime	Vida útil LED
 20°	Cardanic orientation	Orientación cardánica
 355°	Vertical orientation degrees	Grados de orientación vertical
 355°	Horizontal orientation degrees	Grados de orientación horizontal
 30°	Vertical orientation degrees	Grados de orientación vertical
 30°	Vertical orientation degrees	Grados de orientación vertical
 850°C	Compliance of incandescent wire regulatory	Cumplimiento de la normativa incandescente de alambre.
	Cut out	Agujero para empotrar
 MacAdam	MacAdam ellipses	Elipses de MacAdam
 DIM	Dimmers are devices used to vary the brightness of a light.	Los Dimmers son dispositivos utilizados para variar la intensidad de la luz.
 TW	Tunable White. Luminaires with variable colour temperature control from warm white to cool white.	Tunable White. Luminarias con control variable de la temperatura de color desde la luz blanca cálida hasta el blanco frío.
 UGR	Unified Glare Rating	Unified Glare Rating Índice de Deslumbramiento Unificado

## Logistic Headquarters

---

Calle Dinámica 1  
Polígono Industrial Santa Rita  
08755 Castellbisbal (Barcelona)  
Tel +34 93 772 39 49  
info@faro.es

## Showrooms

---

BARCELONA  
Princesa  
Calle Princesa, 52  
08003, Barcelona  
Tel +34 93 238 73 73  
showroom.barcelona@faro.es

MADRID  
docontract MAD  
Calle Velázquez, 35, 4ºD  
28001, Madrid  
Tel +34 689 583 571  
showroom.madrid@faro.es

PARIS  
7 Rue d'Uzès,  
75002 París  
Tel +34 687 845 758  
showroom.paris@faro.es

**Download the price list here**  
Descárgate la tarifa aquí





