



**ABERDYN**<sup>®</sup>  
TEXTURAL RICHNESS




**COLORTEK**<sup>®</sup>




Rucio




420/00 - Black Swell  
Aberdyn Primer, Additive 9



430/00 - Matrix  
Aberdyn Primer, Additive 9



440/00 - Iron Black  
Aberdyn Primer, Additive 9



420/00 - Negro Tezal  
Aberdyn Primer, Additive 6



430/00 - Blanco Crystal  
Aberdyn Primer, Additive 6




440/00 - Crema Julia  
Aberdyn Primer, Additive 6



Rosas



420/50 - Dacite  
Aberdyn Primer, Additive 6



430/51 - Gabbro  
Aberdyn Primer, Additive 6



440/52 - Breccia  
Aberdyn Primer, Additive 6




420/53 - Coal  
Aberdyn Primer, Additive 6



430/54 - Diorite  
Aberdyn Primer, Additive 6




440/55 - Chert  
Aberdyn Primer, Additive 6




Azules


430/00 - Yellow Giallo  
Aberdyn Primer, Additive 3




420/00 - Azul Aran  
Aberdyn Primer, Additive 3




430/00 - Yellow Giallo  
Aberdyn Primer, Additive 3




440/00 - Juparana Vyara  
Aberdyn Primer, Additive 3



420/00 - Azul Aran  
Base Bazalt, Additive 3



430/00 - Yellow Giallo  
Base Bazalt, Additive 3



440/00 - Juparana Vyara  
Base Bazalt, Additive 3

A still life arrangement of various glassware and a candle. In the center is a large, ornate glass decanter with a stopper. To its right is a tall, slender candle holder with a single lit candle. In the foreground, there are two smaller glass tumblers. To the right of the candle holder is another glass decanter. The background is a dark, textured surface. The lighting is dramatic, highlighting the glass and the candle's glow.


Verdes

440/61 - Actinolite  
Aberdyn Primer, Additive 8





420/56 - Jade  
Aberdyn Primer, Additive 6




430/57 - Olivine  
Aberdyn Primer, Additive 6



440/58 - Skarn  
Aberdyn Primer, Additive 6



420/59 - Flint  
Aberdyn Primer, Additive 8



430/60 - Epidote  
Aberdyn Primer, Additive 8




440/61 - Actinolite  
Aberdyn Primer, Additive 8



Dorado



420/00 - Venitian Gold  
Aberdyn Primer, Additive 1




430/00 - Verde Tunas  
Aberdyn Primer, Additive 1



440/00 - Madura Gold  
Aberdyn Primer, Additive 1




420/00 - Venitian Gold  
Base Bazalt, Additive 1




430/00 - Verde Tunas  
Base Bazalt, Additive 1




440/00 - Madura Gold  
Base Bazalt, Additive 1




Anemone




420/00 - Ardosia  
Aberdyn Primer, Additive 4



430/00 - Baltic  
Aberdyn Primer, Additive 4




440/00 - Fawaqir  
Aberdyn Primer, Additive 4




420/00 - Ardosia  
Base Bazalt, Additive 4



430/00 - Baltic  
Base Bazalt, Additive 4




440/00 - Fawaqir  
Base Bazalt, Additive 4




Amarillos



420/00 - Colonial Gold  
Aberdyn Primer, Additive 7




430/00 - Sanitra  
Aberdyn Primer, Additive 7




440/00 - Kashmir Gold  
Aberdyn Primer, Additive 7



420/00 - Nápoles  
Aberdyn Primer, Additive 8



430/00 - Yellow River  
Aberdyn Primer, Additive 8




440/00 - Juparaiba  
Aberdyn Primer, Additive 8




Buxy





430/62 - Tuff / Aberdyn Primer, Additive 8



Marrones

430/67 - Rare  
Aberdyn Primer, Additive 8



420/63 - Siltstone  
Aberdyn Primer, Additive 6



430/64 - Smooth  
Aberdyn Primer, Additive 6



440/65 - Ruby  
Aberdyn Primer, Additive 6



420/66 - Texture  
Aberdyn Primer, Additive 8



430/67 - Rare  
Aberdyn Primer, Additive 8




440/68 - Rojo  
Aberdyn Primer, Additive 8



Rojos



420/00 - Rojo Indio  
Aberdyn Primer, Additive 10



430/00 - Tropical Apricot  
Aberdyn Primer, Additive 10



440/65 - Balmoral  
Aberdyn Primer, Additive 10



420/00 - Rojo Indio  
Base Bazalt, Additive 10



430/00 - Tropical Apricot  
Base Bazalt, Additive 10



440/00 - Balmoral  
Base Bazalt, Additive 10

Aberdyn® is an elegant, sophisticated finish that combines texture with the luxurious shimmer of metallic accents to add depth and style to transform your rooms into modern spaces.

**Technical Name**  
Texture richness.



### Key Properties

- Water-based
- Washable (after full curing)
- Heat resistant
- Odorless
- 3 attractive base colors (420, 430 or 440) and 8 additives (1,3,4,6,7,8,9 & 10)
- Very low VOC content in compliance with:
  - EU directive 2010/79/EU
  - French decree No: 2011-321

### Pack Size

- 1 US Quart - (1 kg)
- 1 US Gallon - (2.5 kg)
- Additive 0.6 kg (for 1 Gallon)
- Additive 0.24 kg (for 1 Quart)

### Recommended Uses

Interior and exterior applications. Aberdyn can only be applied in exterior conditions when top coated with Oxibond 4005 Flat/ Satin or Gloss.

### Type of Substrate

Plaster, embossed wall coverings,

gypsum board, concrete, cement rendering, brick work.

### Finish

A satin metallic finish.



### Coverage

12-14m<sup>2</sup>/kg/coat – 2 coats required.

### Drying Time

1 to 2 hours depending and humidity.

### Thinner

No thinning required.

### Preparation

All surfaces to be painted should be clean, dry and free from loose and flaking material. Rub down and rinse. Prime the substrate with the COL-ORTEK® Aberdyn® Primer or Bazalt.

### Instructions

The shade is obtained by mixing one of the eight additives with the required Aberdyn® bases using a paddle or a slow speed mixer until a complete dispersion is obtained. Apply Aberdyn® with a brush using crosshatch strokes; create the effect by smoothing the surface with an inox trowel 10 to 15 minutes later. After 24 hours repeat the same. **Do not apply at temperatures below 5°C or when rain is expected.**

### Recommendation

To obtain the optimum Aberdyn finish and bring out the special metallic finish in this product, proper lighting should be directed to the designed wall.

### Cleaning

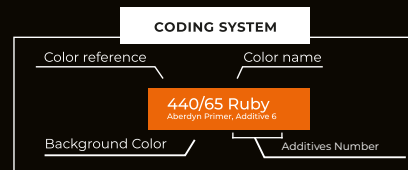
Clean equipment immediately after use with warm soapy water and rinse thoroughly. **Do not empty product into drains or watercourses.**

### Additional Info

Product batches are tested using a quality control system and are ISO 9001: 2008 certified.

### Transportation and Storage

Care should be taken to avoid spillage. Protect from frost and humidity.



Aberdyn® est une peinture décorative élégante qui combine textures et accents métalliques pour transformer vos pièces en des espaces contemporains habillées de luxe et de lumière.

### Nom Technique

Texture riche.



### Propriétés

- Produit en base eau
- Lavable
- Résiste à la chaleur
- Inodore
- 3 bases (420, 430 ou 440) et 8 additifs (1,3,4,6,7,8,9,10)
- Faible teneur en COV conformément aux :
  - Directive EU directive 2010/79/EU
  - Décret Français No : 2011-321

### Emballage

- 1 US Quart - (1 kg)
- 1 US Gallon - (2.5 kg)
- Additif 0.6 kg (pour 1 Gallon)
- Additif 0.24 kg (pour 1 Quart)

### Usage recommandé

Application en intérieur et extérieur. Aberdyn peut être uniquement appliqué en extérieur lorsqu'il est recouvert avec la couche de protection Oxibond 4005 Matt/ Satine ou Gloss.

### Type de Support

Enduit, ciment, plâtre et plaque de plâtre, anciennes peintures usuelles absorbantes, etc.

### Finition

Finition métallisée et brillante.

### Rendement

12 à 14 m<sup>2</sup> / kg/ couche - 2 couches requises.

### Temps de Séchage

Environ 1 à 2 heures en fonction des conditions climatiques et de la température ambiante.

### Diluant

Aucune dilution requise.

### Préparation du support

Le support doit être dur, propre, sain, sec, cohésif et libre de toute matière telle que salpêtre, mousse, lichen pouvant empêcher l'adhérence du produit sur le support. Dans un premier temps, appliquez la sous-couche Aberdyn Primer ou Bazalt.

### Application

Sélectionnez l'effet désiré en mélangeant les bases appropriées avec l'un des additifs et mélanger à l'aide d'une palette en bois ou un mixeur. Appliquez Aberdyn à l'aide d'une brosse en effectuant des mouvements croisés de balayage. Laissez reposer la surface 10 à 15 minutes avant de lisser la surface à l'aide d'une spatule en Inox. Après 24 heures appliquez une deuxième couche en suivant la même procédure.

Ne pas appliquer à température ambiante inférieure à 5°C ou par temps pluvieux.

### Recommandation

Installer un système d'illumination approprié afin de mettre en valeur les cristaux et l'effet d' Aberdyn®.

### Nettoyage des Outils

Nettoyez vos outils en les frottant vigoureusement avec de l'eau et du savon.

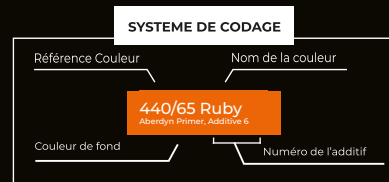
Ne pas vider les restes du produit dans égouts ou les voies d'eau.

### Information Additionnelle

Le processus de fabrication est soumis au plus stricts contrôles de qualité certifiés conformes au standard ISO 9001: 2008.

### Transport et Stockage

Stockez le produit à l'abri de l'humidité et des températures de gel.





# COLORTEK®

TECHNOLOGY IN ALL ITS COLORS



[www.colortek.eu](http://www.colortek.eu)  
[info@colortek.eu](mailto:info@colortek.eu)

  [colortekpaints](#)