

# MATTO®

SOFT MIST



110/33 - Yanagi Base IT 150-4

EN

## MATTO®

Matto® is beautifully sheer decorative paint with soft misty finish. Its lightly jagged surface texture gives a fancy and glamorous facade to your interior walls.

Matto® comes in every color! Giving you freedom to mix, match or mismatch... Yet we have chosen to show our most popular colors in this catalog. You can mesmerize in this color collection with tones of 110/48 - Kano, 100/57 - Usu and 100/37 - Soo.

Give an enticing new spin and a touch of lux to your walls by using Matto®.

**Technical Name**  
Soft Misty Finish.

**Key Properties**

- Unleaded
- Water Based
- Washable (after full curing)
- Non-flammable
- Heat Resistant
- Odorless
- 2 Attractive base colors 100/00 - Howaito and 110/00 - Kane
- Very low VOC content in compliance with:
  - EU directive 2010/79/EU
  - French decree No: 2011-321

**Pack Size**

- 1 US Quart - (1 kg)
- 1 US Gallon - (2.5 kg)

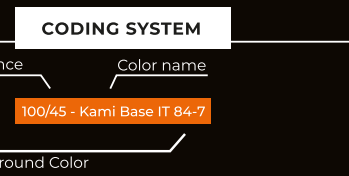
**Recommended Uses**  
Internal applications.

**Type of Substrate**

Plaster, embossed wall coverings, gypsum board, concrete, cement rendering, brick work & block work.

**Finish**

Silky sparkle finish.



**Coverage**

Approximately 12-14 m<sup>2</sup>/kg/coat – 2 coats required.

**Drying Time**

15 - 30 minutes depending on ambient temperature and humidity.

**Thinner**

No thinning required.

**Preparation**

All surfaces to be painted should be clean, dry and free from loose & flaking material. Rub down & rinse. Prime the substrate with Colortek® Co.Acryl or C1 Family.

**Instructions**

Stir well - Two application techniques:

(1) Matto® is applied with a roller and then textured by slightly padding the marine sponge (Alternatively you can pad the substrate with the marine sponge directly but this technique will be time consuming and thus not suitable for large areas). Before drying, blade down the surface using a trowel to create the final pattern.

(2) Matto® is applied with a roller in two coats, bladed down with a trowel, then a plastic spatula to create the pattern.

Note: If needed, add Classic Color to extend drying time. **Do not apply at temperatures below 5°C or when rain is expected.**

**Cleaning**

Remove as much product as possible from application equipment before cleaning. Clean equipment immediately after use with warm soapy water & rinse thoroughly.

**Additional Info**

Product batches are tested using a quality control system and are ISO 9001:2008 certified.

**Transportation & Storage**

Care should be taken to avoid spillage. Protect from frost & humidity.



100/71 - Araishu Base IT 88-6

FR

## MATTO®

Matto® est une peinture d'aspect velouté et subtilement nuancé qui confère aux murs un toucher doux légèrement texturé et inédit. Matto® trouve sa véritable expression sur de grandes superficies, là où elle pourra le mieux jouer de la lumière afin de conférer à la surface un aspect somptueux.

Cette peinture à effets est proposée dans une gamme de couleur à la fois contemporaine et rassurante pour évoquer une esthétique haut de gamme, élégante et délicate mais peut être teinté en machine pour obtenir n'importe quelle couleur.

**Nom Technique**  
Finition douce et brumeuse.

**Propriétés**

- Ne contient pas de plomb
- Produit en base eau
- Lavable
- Résiste à la chaleur
- Inodore
- 2 couleurs de base 100/00-Howaito et 110/00-Kane
- Faible teneur en COV conformément aux:
  - Directive EU directive 2010/79/EU
  - Decret Français No: 2011-321

**Emballage**

- 1 US Quart - (1kg)
- 1 US Gallon - (2.5kg)

**Usage Recommandé**  
Application en intérieur.

**Types de Support**

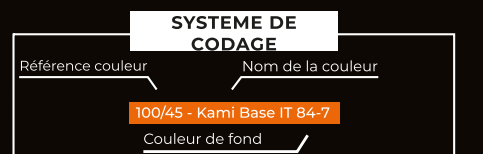
Enduit, ciment, plâtre et plaque de plâtre, anciennes peintures usuelles absorbantes, etc.

**Finition**

Finition légèrement texturée à effet soyeux et velouté.

**Rendement**

Environ 12-14m<sup>2</sup> /kg/couche - 2 couches requises.



**Temps de Séchage**

Environ 15 à 30 minutes en fonction des conditions climatiques et de la température ambiante.

**Diluant**

Aucune dilution requise.



**Préparation du support**

Le support doit être dur, propre, sain, sec, cohésif et libre de toute matière telle que salpêtre, mousse, lichen ou autres microorganismes pouvant empêcher l'adhérence du produit sur le support. Dans un premier temps, appliquer la couleur appropriée de la sous-couche COLORTEK® CO.ACRYL ou Famille C1.

**Application**

(1) Appliquez Matto® au rouleau et texturer le produit en tapotant régulièrement sur le mur à l'aide d'une éponge marine. Avant que le produit ne sèche, tracez les effets à l'aide d'une lisseuse.

(2) Appliquer Matto® en deux couches au rouleau et tracer les effets en deux temps à la lisseuse puis à l'aide d'un couteau de peintre en plastique.

Note: Si nécessaire, ajouter un Classic Color pour prolonger le temps de séchage.

**Ne pas appliquer à une température ambiante inférieure à 5°C ou par temps pluvieux.**

**Nettoyage des Outils**

Eliminer autant que possible le reste du produit de la surface des outils. Nettoyer ces derniers en les frottant vigoureusement avec de l'eau et du savon. Ne pas vider les restes du produit dans égouts ou les voies d'eau.

**Information Additionnelle**

Le processus de fabrication de Matto® est soumis au plus stricts contrôles de qualité certifiés conformes au standard ISO 9001:2008

**Transport et Stockage**

Stocker le produit à l'abri de l'humidité et des températures de gel.



www.colortek.eu  
info@colortek.eu







100/36 - Asagi Base IT123-6




100/46 - Ebiro Base IT 123-6




100/42 - Usukō Base IT 123-6



100/47 - Shiloneri Base IT 118-1



100/49 - Sakura Base IT 118-1



100/56 - Mizugaki Base IT 118-1



100/28 - Koubai Base IT 45-7



100/83 - Tokiha Base IT 45-7



100/65 - Enji Base IT 45-7



100/75 - Shishi Base IT 88-1



100/78 - Sango Base IT 123-6




100/30 - Furūtsu Base IT 88-1



100/00 - Howaito Base White




100/03 - Hiwacha Base IT 3-3



100/06 - Kayou Base IT 3-3



100/85 - Zougero Base IT149-1



100/94 - Pāru Base IT149-1



100/99 - Shiruba Base IT149-1



100/17 - Ki Base IT126-7




100/23 - Kokeiro Base IT 126-7




100/24 - Kikuin Base IT126-7



110/00 - Kane Base IT 97-3




100/98 - Kou Base IT 3-3



100/101 - Karen Base IT124-7




100/37 - Soo Base IT123-6




100/13 - Kumo Base IT 123-6



100/44 - Biwacha Base IT 123-6




100/48 - Ginnezumi Base IT 118-2




100/57 - Usu Base IT 118-2




100/60 - Hashita Base IT 118-2




100/45 - Kami Base IT 84-7



100/33 - Kurenai Base IT 45-7



100/84 - Nōtō Base IT 45-7



100/76 - Akakō Base IT 88-1



100/69 - Edocha Base IT 123-6



100/71 - Araishu Base IT 88-6




100/01 - Zoge Base IT 3-3




100/07 - Hamaba Base IT 3-3




100/08 - Ukon Base IT 3-3




100/92 - Gurē Base IT 148-7



100/93 - Usuiro Base IT 149-1




100/96 - Sumi Base IT 149-1



100/21 - Mokuram Base IT 126-7



100/27 - Miru Base IT 126-7




100/29 - Koke Base IT 126-7



110/13 - Isao Base IT 125-5



110/44 - Yuri Base IT 125-5



110/55 - Yamabuki Base IT 125-5



110/15 - Shūiro Base IT 161-4




100/12 - Himawari Base IT 123-6



100/63 - Ōdo Base IT 123-6




110/25 - Suta Base IT 147-4




100/61 - Aijiro Base IT 118-2




100/62 - Tairo Base IT 118-2



100/67 - Usubeni Base IT 80-5



100/64 - Arazome Base IT 45-7




100/43 - Aka Base IT 80-5




110/91 - Hihada Base IT 122-5



100/35 - Oyama Base IT 88-1



100/72 - Sohi Base IT 88-1




110/36 - Michi Base IT 150-4




100/10 - Kihada Base IT 3-3




100/16 - Hiwa Base IT 3-3




100/02 - Kurōmu Base IT 145-6




100/09 - Moegi Base IT 125-5




100/89 - Aonibi Base IT 145-6



100/95 - Gin Base IT 145-6



110/09 - Moegi Base IT 125-5




100/34 - Usuao Base IT 124-7



110/48 - Kano Base IT 126-4



110/66 - Hajizome Base IT 125-5



110/29 - Tamago Base IT 126-4