



TECHNOLOGY IN ALL ITS COLORS

**Akasan®** ENG

Akasan is an interior decorative finish, enriched with precious metallic inserts creating a sort of chromatic dispersion effect. Its range of 84 shades will help you create the perfect color scheme.

**Technical Name**  
Polychromatic Paint.

**Key Properties**

- Unleaded
- Water based
- Washable (after full curing)
- Odorless
- Two base colors 900/00 Universal-950/00 Skin
- Very low VOC content in compliance with: -EU directive 2010/79/EU -French decree No: 2011-321

**Pack Size**

- 1 US Quart - (1Kg)
- 1 US Gallon - (2.5Kg)
- Additive 0.6 Kg (for 1 Gallon)
- Additive 0.24 Kg (for 1 Quart)

**Recommended Uses**

For interior applications.

**Type of Substrate**

Plaster, embossed wall covering, gypsum board, concrete, cement render, brick and block surfaces.

**Finish**

Cosmi paint.

**Coverage**

12-14 m<sup>2</sup>/Kg/coat - 2 coats required.

**Drying Time**

1-2 hours depending on ambient temperature and humidity.

**Dilution**

Dilute in up to 10% of clean water if needed (for spray application).

**Preparation**

All surfaces to be painted should be clean, dry and free from loose & flaking material. Rub down & rinse. Prime the substrate with COLORTEK® CO.SHEEN, CO.ACRYL or C1 Family.

Color Reference	Color name
900/03 Oldlace Base 158-1, Add. 8	
Background Color	Additives to be mixed with the gallon

INSTRUCTIONS

Stir well. Apply Akasan® with a splatter brush or a spray gun. For brush application, spread the product uniformly in order to avoid the formation of lumps on the surface. After 6 to 8 hours, when Akasan® has dried, apply the second coat in the same way. For spray application, dilute the product with approximately 10% water. Use a spray gun with an upper tank and a 1.8 mm diameter nozzle pressurized to 3/5 atmospheres, and spray at a distance of 30 to 50 cm from the surface. For protection, apply a coat of Decorator Varnish flat, satin or gloss.

**Recommendation**

To obtain the optimum Akasan® finish and bring out the metallic effect of this product, proper lighting should be directed to the painted walls.

**Cleaning**

Remove as much product as possible from the application equipment before cleaning. Clean equipment immediately after use with warm soapy water and rinse thoroughly. Do not empty product into drains or watercourses.

**Additional Info**

Product batches are tested using a quality control system and are ISO 9001: 2008 certified.

**Transportation & Storage**

Care should be taken to avoid spillage. Protect from frost and humidity.

**Akasan®** FR

Akasan est une peinture de décoration intérieure enrichie avec des charges métalliques qui créent des effets spéciaux de dispersions chromatiques.

**Nom Technique**

Peinture Polychrome.

**Propriétés**

- Ne contient pas de plomb
- Produit à base d'eau
- Lavable
- Inodore
- Deux couleurs de base 900/00 Universal-950/00 Skin

**Instructions**

Faible teneur en COV conformément aux: - EU directive 2010/79/EU - Decret français N°: 2011-321

**Emballage**

- 1 US Quart - (1Kg)
- 1 US Gallon - (2.5Kg)
- Additive 0.6 Kg (pour 1 Gallon)
- Additive 0.24 Kg (pour 1 Quart)

**Usage recommandé**

Pour les applications intérieures. Plâtre, revêtement mural texturé, panneaux de gypse, béton, enduit de ciment, brique, surface en bloc.

**Finition**

Peinture cosmique.

**Rendement**

12-14 m<sup>2</sup>/Kg/couche - 2 couches requises.

**Temps de séchage**

Environ 1 à 2 heures en fonction des conditions climatiques et de la température ambiante.

**Dilution**

Diluer avec un maximum de 10% d'eau si nécessaire (pour l'application par pulvérisation).

**Préparation du support**


Toutes les surfaces doivent être propres, sèches et exemptes de matériaux écaillés. Frotter et laver la surface, appliquer la sous-couche COLORTEK® CO.SHEEN, CO.ACRYL ou Famille C1.

**Application**


Secouer avant d'utiliser. Appliquer Akasan® en deux couches à l'aide d'une brosse ou d'un pistolet à peinture. Pour l'application à la brosse, étaler uniformément le produit afin d'éviter la formation de grumeaux sur la surface. Après 6 à 8 heures de séchage, appliquer une deuxième couche d'Akasan® de la même manière. Pour l'application au pistolet, diluer le produit avec environ 10% d'eau et utiliser une buse de 1.8 mm de diamètre, pressurisée à 3/5 atmosphères, espacée à une distance de 30-50 cm de la surface. Pour protéger la surface, appliquer une couche de Decorator Varnish matt, satiné ou brillant.

**Recommandation**


Il est recommandé d'installer un système




900/110 - Seafoam Base R10 Add. 6




900/111 - Rainforest Base R10 Add. 6




900/112 - Wishlist Base R10 Add. 6




900/113 - Matcha Base R10 Add. 6




900/114 - Aquagreen Base R10 Add. 6




900/115 - Newly Minted Base R10 Add. 6




900/116 - Ice Blue Base R10 Add. 6




900/117 - Dynasty Base R10 Add. 6




900/118 - Glacier Base R10 Add. 6




900/119 - Moon Base R10 Add. 6




900/120 - Frost Blue Base R10 Add. 6




900/121 - Flashtrack Base R10 Add. 6



900/122 - Cloud Base R10 Add. 6




900/123 - Twilight Base R10 Add. 6




900/124 - Koala Base R10 Add. 6




900/125 - Iris Base R10 Add. 6




900/126 - C.Stars Base R10 Add. 6




900/127 - Mist Base R10 Add. 6




900/128 - Thistle Base R10 Add. 6




900/129 - Lilac Base R10 Add. 6




900/130 - Grape Base R10 Add. 6



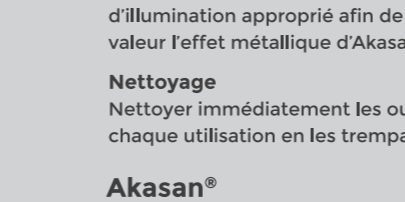
900/131 - Drama Base R10 Add. 6



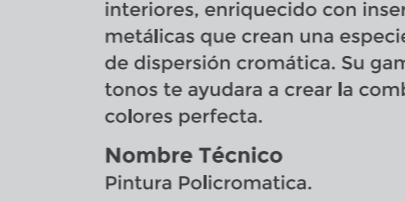
900/132 - Ash Base R10 Add. 6



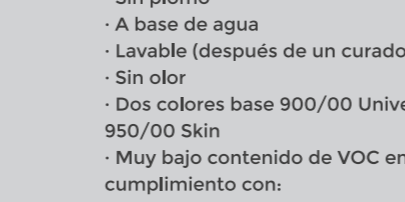
900/133 - Graphite Base R10 Add. 6



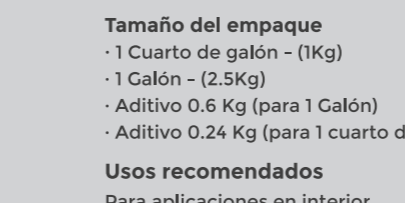
900/134 - Emerald Base R10 Add. 6



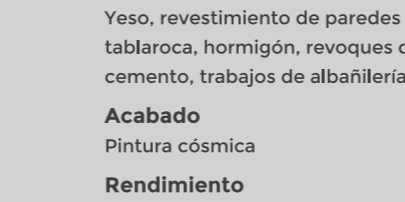
900/135 - Sapphire Base R10 Add. 6



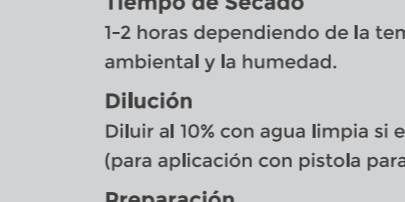
900/136 - Ruby Base R10 Add. 6



900/137 - Amethyst Base R10 Add. 6



900/138 - Opal Base R10 Add. 6



900/139 - Pearl Base R10 Add. 6

d'illumination approprié afin de mettre en valeur l'effet métallique d'Akasan®.

**Nettoyage**

Nettoyer immédiatement les outils après chaque utilisation en les trempant dans l'eau

**Akasan®** ES

Akasan® es un acabado decorativo para interiores, enriquecido con inserciones metálicas que crean una especie de efecto de dispersión cromática. Su gama de 84 tonos te ayudara a crear la combinación de colores perfecta.

**Nombre Técnico**

Pintura Policromatica.

**Propiedades Clave**

- Sin plomo
- A base de agua
- Lavable (después de un curado completo)
- Sin olor
- Dos colores base 900/00 Universal - 950/00 Skin
- Muy bajo contenido de VOC en cumplimiento con: -Directiva de la UE 2010/79/UE -Decreto francés N°: 2011-321

**Tamaño del empaque**

- 1 Cuarto de galón - (1Kg)
- 1 Galón - (2.5Kg)
- Aditivo 0.6 Kg (para 1 Galón)
- Aditivo 0.24 Kg (para 1 cuarto de galón)

**Usos recomendados**

Para aplicaciones en interior

**Tipos de sustrato**

Yeso, revestimiento de paredes en relieve, tablaroca, hormigón, revoques de cemento, trabajos de albañilería y bloques

**Acabado**

Pintura cósmica

**Rendimiento**

12-14 m<sup>2</sup>/Kg/capa - 2 capas requeridas

**Tiempo de Secado**

1-2 horas dependiendo de la temperatura ambiental y la humedad.

**Dilución**

Diluir al 10% con agua limpia si es necesario (para aplicación con pistola para pintura).

**Preparación**

Todas las superficies a pintar deben estar

limpias, secas y libres de material suelto o descascarillado. Frote y enjuague. Imprimir el sustrato con COLORTEK® CO.SHEEN, CO.ACRYL o la familia C1.

**Instrucciones**

Mezclar bien. Aplicar Akasan® con una brocha o una pistola de pintura. Para la aplicación con brocha, distribuir uniformemente el producto para evitar la formación de grumos en la superficie. Después de 6 a 8 horas, cuando Akasan® se haya secado, aplicar la segunda capa de la misma forma. Para aplicación con pistola, diluir el producto con aproximadamente 10% de agua. Utilizar una pistola de pintura con depósito superior y boquilla de 1.8mm de diámetro, presurizada a 3/5 atmosferas, y rociar a una distancia de 30 a 50 cm de la superficie. Para su protección, aplica una capa de decorator varnish, mate, satinado o con brillo.

**Akasan®** RO

Akasan este o vopsea decorativa de interior, imbogătită cu inserții metalice care creează un efect de dispersie cromatică. Gama de 84 de culori va va ajuta sa creati combinatia perfecta.

**Denumire tehnica:**

Vopsea policromatica

**Proprietati cheie:**

- Fara plumb
- Pe baza de apa
- Lavabila (dupa uscarea in profunzime)
- Fara miros
- Doua baze de colorare 900/00 Universal - 950/00 Skin
- Continut foarte redus de COV in conformitate cu -directive EU 2010/79/UE -si decretul francez nr. 2011-321

**Mod de ambalare**

- 1 US Quart = 1 Kg
- 1 US Gallon = 2.5 kg
- Aditiv 0.6kg pentru 2.5kg
- Aditiv 0.24kg pentru 1kg

**Tipul de substrat**

Aplicarea pe perete in interior, acoperiri de perete în relief, plăci de gips-carton, beton, ciment, zidărie.

**Finisaj**

Vopsea cosmica

**Acoperire**

12-14 mp/kg/straturi - Sunt necesare 2 straturi

**Uscare**

1-2 ore in functie de temperatura ambientala si umiditate

**Diluare**

Diluare pana in 10% cu apa curata daca este necesar (pentru aplicarea cu pistolul)

**Pregătirea Suprafetei**

Toate suprafetele trebuie sa fie uscate, curate, fara praf, murdarie, rugina, pete alti contaminanti. Toate impuritatile trebuie eliminate prin sleuire sau orice alta metoda corespunzatoare. Suprafata trebuie amorsata cu Colortek CoSheen, Co.Acryl sau C1Family.

**Metoda de Aplicare**

Agitati bine. Aplicati Akasan utilizand miscari alternative cu pensula in toate directiile si evitati formarea gogoluselor pe suprafata. Dupa 6-8 ore se aplica un al doilea strat de vopsea in acelasi mod. In cazul aplicarii prin pulverizare diluati produsul cu max 10% apa. Folositi un pistol cu rezervorul in partea superioara, diametru 1.8mm, presiune 3/5 atmosfere de la o distanta de 30-50cm de suprafata. Pentru protective aplicati un strat de Decorator Varnish mat, satinat sau lucios.

**Akasan®** TR

Akasan, bir tür kromatik dağılım etkisi yaratan değerli metalik katkılar ile zenginleştirilmiş, iç mekanlarda kullanılan dekoratif bir kaplamadır. 84 adet renk seçeneği, mükemmel renk şemasını oluşturmanıza yardımcı olacaktır.

**Teknik adı**

Polikromatik boyadır.

**Özellikler**

- Kurşunsuz
- Su bazlı
- Yıkanebilir (tam kirlenmeden sonra)
- Kokusuz
- İki ana renkli 900/00 Universal, 950/00 Skin

· Aşağıdakilerle uyumlu olarak çok düşük VOC içeriği: - AB direktifi 2010/79/EU - Fransız kararname N°:2011-321

**Paket Boyutu**

- 1 US Litre - (1Kg)
- 1 US Galon - (2.5Kg)
- Katkı 0.6 Kg (1 Galon için)
- Katkı 0.24 Kg (1 Litre için)

**Öneri**

İç mekan uygulamaları için

**Yüzey türü**

Kabartmalı duvar kaplaması, alçıpan, beton, çimento sıva, tuğla ve blok yüzeyler.

**Bitiş**

Kozmik boya

**Uygulama alanı**

12-14 m<sup>2</sup>/kg/kat - 2 kat gerekli

**Kuruma süresi**

Ortam sıcaklığına ve neme bağlı olarak 1 ile 2 saat.

**İnceltme**

Gerekirse %10'a kadar temiz su ile inceltin (sprey uygulaması için)

**Hazırlık**

Boyanacak tüm yüzeyler temiz, kuru, gevşek ve pullanan malzemelerden arındırılmış olmalıdır.

**Ovalayın ve durulayın.**

Alt tabakayı COLORTEK® CO. SHEEN, CO. ACRYL veya C1C ile astarlayın.

**Talimatlar**

İyice karıştırın. Akasan®'ı sıçratarak fırça veya sprey tabancasıyla uygulayın. Fırça ile uygulamada, yüzeyde topaklanma olmaması için ürünü düzgün bir şekilde yayınz. İkinci kat için 6-8 saat sonra Akasan® ürününü aynı şekilde uygulayınız. Püskürtme uygulaması için ürünü yaklaşık 10% oranında inceltin. Üst tanka ve 3/5 atmosfer basıncına sahip 1,8 mm çaplı hortum başı olan bir püskürtme tabancası kullanın ve yüzeyden 30 ila 50 cm mesafeden püskürtün. Koruma için bir kat düz, saten veya parlak DECORATOR VARNISH uygulayın.

**Akasan®** HI

अकासन एक इंटीरियर सजावटी फिनिश है, जो कीमती धातु के इंsert से समृद्ध है जो एक प्रकार का क्रोमैटिक फैलाव प्रभाव बनाता है। इसकी 84 रंगों की रेंज आपको सही रंग योजना बनाने में मदद करेगी।

**तकनीकी नाम पॉलीक्रोमैटिक पेंट**

- मुख्य गुण
- अनलेडड
- जल आधारित
- धोने योग्य (पूर्ण उपचार के बाद)
- गंधहीन
- दो बेस रंग 900/00 यूनिवर्सल-950/00 स्किन

अनुपालन में बहुत कम वीओसी सामग्री: यूरोपीय संघ के निर्देश 2010/79 / यूरोपीय संघ फ्रान्सीसी डिक्री संख्या: 2011-321

**पैक का आकार**

- 1 यूएस क्वार्ट - (1 किलो)
- 1 यूएस गैलन - (2.5 किलो)
- एडिटिव 0.6 किलो (1 गैलन के लिए)
- एडिटिव 0.24 किलो (1 क्वार्ट के लिए)

**कवरेज**

12-14 m<sup>2</sup> प्रति किलो

**सूखने का समय**

परिवेश के तापमान और आर्द्रता के आधार पर सूखने का समय 1-2 घंटे है।

**पतला करने की क्रिया**

यदि आवश्यक हो तो 10% तक साफ पानी में पतला करें (स्प्रे एप्लिकेशन के लिए)।

**तैयारी**

पेंट की जाने वाली सभी सतहें साफ, सूखी और ढीली और परतदार सामग्री से मुक्त होनी चाहिए। नीचे रगड़ें और कुल्ला करें। सस्मट्ट को कलरटेक® सीओ के साथ प्राइम करें। शीन, सीओ। ACRYL

