




TECHNICAL CATALOGUE

We aim to convey our values through high-quality, environmentally friendly products, offering our experience in designing technical heating solutions to support our partners of today and tomorrow.



Stay up to date!

The information contained in this catalogue may be subject to change. To view the latest and most complete version, scan the QR code.

Access the catalogue updated in real time.

We guarantee your long-lasting comfort

Professionalism, organizational efficiency, advanced technologies, entirely Italian creativity, and attention to market expectations anticipated through cutting edge products are the key elements that have made RADIATORS a recognized benchmark in the radiator industry for over fifty years.

Innovative by mission, RADIATORS radiators combine meticulous finishes with functionality. With close attention to technical details and the materials used, they appeal to selective and demanding consumers.

15

Warranty periods for hydronic components

2

Warranty periods for electrical components

5

Warranty periods for the electric heating body





Laser welding



Available in other finishes



Fixing kit included

EASY FIT

Concealed shelf kit included



Low temperature efficiency



Reduced consumption



Horizontal/Vertical installation



180° reversible



Wi-Fi connectivity



Automatic safety valve



Available in Revit file format

DRY

Dry technology operates without any convective fluid, transferring heat directly to the surrounding air.

FLUID

Fluid-based technology reproduces the gentle, even warmth of a traditional hydronic radiator.



HYDRONIC OPERATION

Hydronic radiators, thanks to their high thermal output, deliver a pleasant and enveloping warmth. With a wide range of available solutions, modularity, and elegant, distinctive design offered in multiple combinations of dimensions and tube geometries, they perfectly adapt to all needs and living styles.



ELECTRIC OPERATION

Perfect for independently heating areas without a hydronic system, electric radiators allow for rapid and even heating without drying out the air. The many features of the user-friendly electronic controls enable efficient energy consumption management and prevent waste. Available in a wide range of models, they allow for quick and easy installation.



AIR FLOW TECHNOLOGY

The exclusive Air Flow technology combines three products in one, enriching the bathroom heating range with the benefits of a traditional electric fan heater. The fan heater can be used: on its own to quickly and effectively heat small spaces, combined with the radiator to boost performance, or solely as a radiator. Air Flow technology is available for both hydronic H-Flow and electric E-Flow towel warmers.

INDEX



Multicolonna

- 11 2 Columns
- 15 3 Columns
- 19 4 Columns
- 23 5 Columns
- 27 6 Columns
- 31 Hygiene
- 33 Integrato

Plattella

- 49 C4 Compact
- 53 V6 L
- 57 V6 C
- 61 V8
- 67 C4 Hygiene
- 71 V6 Hygiene
- 75 C6 Vertical

Linear

- 81 C4 Compact
- 85 V6 L
- 89 V6 C
- 93 V8
- 99 C4 Hygiene
- 103 V6 Hygiene
- 107 C6 Vertical

Towel Warmers

- 135 FANTASIA Linea
- 141 FANTASIA Parentesi
- 143 UNIQUE
- 144 CORTINA
- 145 QUARZO
- 146 COBALTO
- 147 AGATA
- 148 IRIDIO
- 149 COSY
- 150 LOOP
- 151 SHADE
- 152 SLASH
- 153 WINNER
- 154 STRING

Design

- 159 MIRÒ 10
- 163 MIRÒ 20
- 170 STREAM



Towel Warmers

- 175 FANTASIA Digital
- 177 FANTASIA On/Off Pro
- 178 FANTASIA DRY
- 179 DUCA DRY
- 180 COBALTO Digital
- 181 AGATA Digital
- 182 IRIDIO Digital
- 183 WINNER Digital

Radiators

- 184 PEGASO
- 189 RAYO
- 190 CLOUD
- 191 NUBE
- 193 SMOOTH
- 195 ALU SIMPLE *PLUS* Fluid
- 196 ALYNE Fluid



E-Flow

- 201 ELEGANCE E-Flow
- 203 COBALTO E-Flow
- 205 AGATA E-Flow
- 207 WINNER E-Flow

Accessories and spare parts

- 209 Hydronic connections
- 218 Fixing kits
- 251 Accessories
- 251 Hydronic/electric conversion kit
- 251 Spare parts

Other information

- 253 Electric devices
- 255 Operating modes and features of electric devices
- 257 Formula for calculating thermal output with different ΔT
- 259 Water chemical treatment
- 261 Finishes
- 263 General Terms and Warranty

The right dimensions for every need.


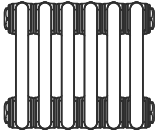


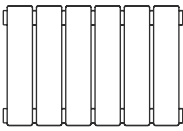

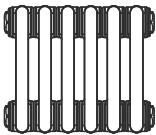


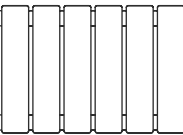

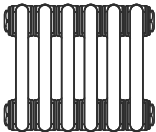


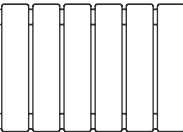
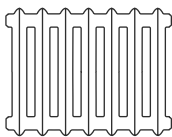
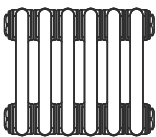


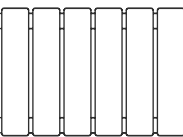


The wide RADIATORS range means you can always find the height corresponding to the pipe centre you want to replace.

The wide choice of different models testifies to the flexibility of the ranges able to satisfy all market demands

The following table gives some of the main combinations of heating appliance to be replaced and corresponding RADIATORS product.

Radiator to be replaced with corresponding RADIATORS product

Pipe centre of radiator to be replaced	Corresponding height RADIATORS range			
Panel	Multicolonna	Plattella	Linear	Mirò
				
Pipe centre 440	H. 510	H. 500	H. 500	-
Pipe centre 540	H. 610	H. 600	H. 600	-
Pipe centre 840	H. 910	H. 900	H. 900	-
Pipe centre of radiator to be replaced	Corresponding height RADIATORS range			
Bar	Multicolonna	Plattella	Linear	Mirò
				
Pipe centre 330	H. 400	-	-	-
Pipe centre 430	H. 500	-	-	-
Pipe centre 530	H. 600	-	-	-
Pipe centre 730	H. 800	-	-	-
Pipe centre 930	H. 1000	-	-	-
Pipe centre of radiator to be replaced	Corresponding height RADIATORS range			
Aluminium	Multicolonna	Plattella	Linear	Mirò
				
Pipe centre 500	H. 570	H. 600	H. 600	H. 550
Pipe centre 600	H. 670	H. 700	H. 700	H. 650
Pipe centre 700	H. 770	-	-	H. 750
Pipe centre 800	H. 870	-	-	H. 850
Pipe centre of radiator to be replaced	Corresponding height RADIATORS range			
Cast iron	Multicolonna	Plattella	Linear	Mirò
				
Pipe centre 615	H. 685	-	-	H. 665
Pipe centre 815	H. 885	-	-	H. 865

Dimensions are in millimeters (mm)

The Multicolonna range stands out for its great design flexibility, allowing it to be adapted to any space or type of application to become a genuine interior design accessory able to add an intriguing touch to any room.



Multicolonna

Multicolonna range

The Multicolonna range stands out for its high design flexibility, adapting to any space and application. It becomes a furnishing element that enhances the charm of the environment where it is installed. Available in 2, 3, 4, 5, and 6-column versions, with heights from 300 mm to 2500 mm.

The range includes, in addition to the standard version Multicolonna with thermostatic valve integration, Hygiene Multicolonna, ideal for environments with higher hygiene requirements, Multicolonna radiator with pipe center distances compatible with cast iron, aluminum, and finned radiator replacements, Special Multicolonna versions: curved models and welded feet models.

Innovation

RADIATORS was the first company to introduce laser welding for the Multicolonna radiator.

As a pioneer in manufacturing technology, it set new quality standards and became a global benchmark.

Quality and performance

The quality of the Multicolonna is evident from every angle. The gloss of the three-phase coating and the soft, rounded lines of its elements give it a charm that makes it a decorative feature suitable for any setting.

The precise laser welding ensures perfectly smooth external surfaces with no welding residue inside the product.

Final quality controls at the end of the production line are strict and thorough, aiming to deliver a product that is aesthetically unique and structurally flawless.

A detailed study of thermodynamic flows has optimized the conduction, radiation, and convection processes generated by the product, making it a benchmark among tubular radiators the ideal meeting point between technology and product design.

Painting

Multicolonna radiators feature high quality painting achieved through an industrial process typical of the automotive industry. The standard color is White RAL 9016, in compliance with DIN 55900.

Certifications and compliance marks

The Multicolonna are CE certified.

For additional information about NF certification get on the list of technical data by scanning the QR code.



Or contact info.dlr@radiators-spa.it

Warranty

Thanks to its high-quality standards and the implementation of automated control systems, RADIATORS is the only company able to offer a 15 years warranty on its hydronic products.

There's an **important new** development that can't wait!

The catalogue has been expanded with a wide selection of Multicolonna codes available in stock

Look for the coloured cells in the tables to quickly identify products available in stock.

151

CODES In **configuration 00**, ready for installation.

40

CODES In **configuration 99**, to be assembled

72
HOURS

For shipment from order confirmation*

Ready Products → Short Lead Times → Uninterrupted Work

* Contact our Sales Department at sales.dlr@radiators-spa.it to stay updated on real-time stock availability and to find the solution that's right for you.

Multicolonna 2 Columns

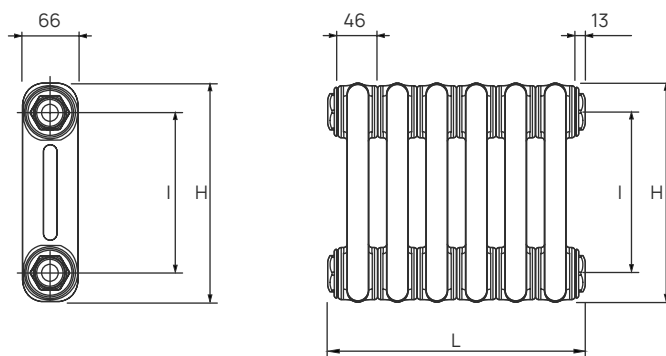


Image for illustrative purposes only

Technical specifications

Material: UNI EN 10130:2007 steel
 Vertical round tubes, 25 mm diameter
 Element width: 46 mm
 Laser-welded collectors
 Manifold thread size: 1"1/4 G right or left
 Working pressure 10 bar
 Test pressure 13 bar
 Maximum operating temperature 110° C

Dimensions are in millimeters (mm)



H: height

I: pipe centre (H-70)

L: lengths with fitted connections elements x 46 + 26

2 Columns

Multicolonna

Height	Code	Pipe centre	Empty weight	Capacity	Elements*	Output Δt 50°C	Output Δt 42,5°C	Output Δt 30°C	Output Δt 20°C	Exp.
H in mm	Standard configuration	l (mm)	Kg	L	Max no.	W	W	W	W	N.
300	0Q0020300ee0000	230	0,5	0,4	40	24,3	19,9	12,9	7,8	1,244
400	0Q0020400ee0000	330	0,6	0,5	40	31,1	25,4	16,4	9,9	1,249
500	0Q0020500ee0000	430	0,8	0,6	40	38,0	31,0	20,0	12,0	1,255
510	0Q0020510ee0000	440	0,8	0,6	40	38,7	31,5	20,4	12,2	1,256
550	0Q0020550ee0000	480	0,9	0,6	40	41,4	33,8	21,8	13,1	1,258
570	0Q0020570ee0000	500	0,9	0,6	40	42,8	34,8	22,5	13,5	1,259
600	0Q0020600ee0000	530	0,9	0,7	40	44,8	36,5	23,5	14,1	1,261
610	0Q0020610ee0000	540	0,9	0,7	40	45,5	37,1	23,9	14,3	1,262
670	0Q0020670ee0000	600	1,0	0,7	40	49,6	40,3	26,0	15,5	1,265
685	0Q0020685ee0000	615	1,1	0,7	40	50,6	41,2	26,5	15,8	1,266
750	0Q0020750ee0000	680	1,1	0,8	40	55,0	44,7	28,7	17,2	1,270
770	0Q0020770ee0000	700	1,1	0,8	40	56,3	45,8	29,4	17,6	1,271
800	0Q0020800ee0000	730	1,2	0,8	40	58,4	47,7	30,5	18,3	1,273
870	0Q0020870ee0000	800	1,2	0,8	40	63,1	51,5	32,8	19,6	1,278
885	0Q0020885ee0000	815	1,4	0,9	40	64,1	52,1	33,4	19,9	1,278
900	0Q0020900ee0000	830	1,4	0,9	40	65,1	53,0	33,9	20,2	1,279
910	0Q0020910ee0000	840	1,4	0,9	40	65,8	53,4	34,2	20,4	1,279
1000	0Q0021000ee0000	930	1,5	1,0	40	72,1	58,6	37,4	22,2	1,285
1200	0Q0021200ee0000	1130	1,8	1,1	22	85,6	69,4	44,2	26,2	1,294
1500	0Q0021500ee0000	1430	2,2	1,4	22	106,0	86,0	54,6	32,1	1,307
1800	0Q0021800ee0000	1730	2,6	1,6	22	128,0	103,2	65,0	38,1	1,321
2000	0Q0022000ee0000	1930	2,9	1,7	22	142,0	114,7	72,5	42,4	1,320
2200	0Q0022200ee0000	2130	3,2	1,9	22	157,0	126,9	80,1	46,9	1,320
2500	0Q0022500ee0000	2430	3,6	2,1	20	180,0	145,1	91,8	53,7	1,319

■ = pipe centres compatible with aluminium radiators

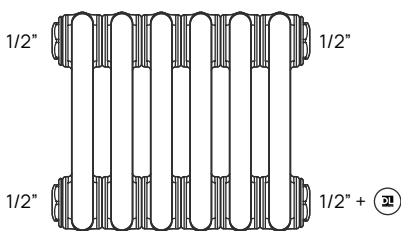
■ = pipe centres compatible with cast iron radiators

■ = pipe centres compatible with finned radiators

ee = number of elements

* For Multicolonna configurations with elements larger than those indicated in the table, please refer to the nipple page

Standard configuration



Connections and Standard Supply:

The Multicolonna radiator, in its standard configuration, is supplied with 4 pre-fitted 1/2" connections and 1 1/2" blind plug. This setup ensures versatility, making the product fully reversible. Air vent and wall brackets are not included in the supply.

Available Lengths - Radiator Sections:

Factory-welded blocks from 2 up to a maximum of 40 sections. For assemblies that exceed this dimensional limit, nipple jointing can be performed on-site by ordering the corresponding accessories.

2 Columns - Depth 66 mm - Output at Δt 50 °C - Data table for complete radiators with fitted connections

Height			300	400	500	510	550	570	600	610	670	685	750	770
Maximum number of elements			40	40	40	40	40	40	40	40	40	40	40	40
Length (mm) No. of elements	118 2	W	49	62	76	77	83	86	90	91	99	101	110	113
	164 3	W	73	93	114	116	124	128	134	137	149	152	165	169
Length (mm) No. of elements	210 4	W	97	124	152	155	166	171	179	182	198	202	220	225
	256 5	W	122	156	190	194	207	214	224	228	248	253	275	282
Length (mm) No. of elements	302 6	W	146	187	228	232	248	257	269	273	298	304	330	338
	348 7	W	170	218	266	271	290	300	314	319	347	354	385	394
Length (mm) No. of elements	394 8	W	194	249	304	310	331	342	358	364	397	405	440	450
	440 9	W	219	280	342	348	373	385	403	410	446	455	495	507
Length (mm) No. of elements	486 10	W	243	311	380	387	414	428	448	455	496	506	550	563
	532 11	W	267	342	418	426	455	471	493	501	546	557	605	619
Length (mm) No. of elements	578 12	W	292	373	456	464	497	514	538	546	595	607	660	676
	624 13	W	316	404	494	503	538	556	582	592	645	658	715	732
Length (mm) No. of elements	670 14	W	340	435	532	542	580	599	627	637	694	708	770	788
	716 15	W	365	467	570	581	621	642	672	683	744	759	825	845
Length (mm) No. of elements	762 16	W	389	498	608	619	662	685	717	728	794	810	880	901
	808 17	W	413	529	646	658	704	728	762	774	843	860	935	957
Length (mm) No. of elements	854 18	W	437	560	684	697	745	770	806	819	893	911	990	1013
	900 19	W	462	591	722	735	787	813	851	865	942	961	1045	1070
Length (mm) No. of elements	946 20	W	486	622	760	774	828	856	896	910	992	1012	1100	1126
	992 21	W	510	653	798	813	869	899	941	956	1042	1063	1155	1182
Length (mm) No. of elements	1038 22	W	535	684	836	851	911	942	986	1001	1091	1113	1210	1239
	1084 23	W	559	715	874	890	952	984	1030	1047	1141	1164	1265	1295
Length (mm) No. of elements	1130 24	W	583	746	912	929	994	1027	1075	1092	1190	1214	1320	1351
	1176 25	W	608	778	950	968	1035	1070	1120	1138	1240	1265	1375	1408
Length (mm) No. of elements	1222 26	W	632	809	988	1006	1076	1113	1165	1183	1290	1316	1430	1464
	1268 27	W	656	840	1026	1045	1118	1156	1210	1229	1339	1366	1485	1520
Length (mm) No. of elements	1314 28	W	680	871	1064	1084	1159	1198	1254	1274	1389	1417	1540	1576
	1360 29	W	705	902	1102	1122	1201	1241	1299	1320	1438	1467	1595	1633
Length (mm) No. of elements	1406 30	W	729	933	1140	1161	1242	1284	1344	1365	1488	1518	1650	1689
	1452 31	W	753	964	1178	1200	1283	1327	1389	1411	1538	1569	1705	1745
Length (mm) No. of elements	1498 32	W	778	995	1216	1238	1325	1370	1434	1456	1587	1619	1760	1802
	1544 33	W	802	1026	1254	1277	1366	1412	1478	1502	1637	1670	1815	1858
Length (mm) No. of elements	1590 34	W	826	1057	1292	1316	1408	1455	1523	1547	1686	1720	1870	1914
	1636 35	W	851	1089	1330	1355	1449	1498	1568	1593	1736	1771	1925	1971
Length (mm) No. of elements	1682 36	W	875	1120	1368	1393	1490	1541	1613	1638	1786	1822	1980	2027
	1728 37	W	899	1151	1406	1432	1532	1584	1658	1684	1835	1872	2035	2083
Length (mm) No. of elements	1774 38	W	923	1182	1444	1471	1573	1626	1702	1729	1885	1923	2090	2139
	1820 39	W	948	1213	1482	1509	1615	1669	1747	1775	1934	1973	2145	2196
Length (mm) No. of elements	1866 40	W	972	1244	1520	1548	1656	1712	1792	1820	1984	2024	2200	2252

Ready for delivery Configuration 00

2 Columns - Depth 66 mm - Output at Δt 50 °C - Data table for complete radiators with fitted connections

Height		800	870	885	900	910	1000	1200	1500	1800	2000	2200	2500	
Maximum number of elements		40	40	40	40	40	40	30	30	24	24	20	20	
Length (mm) No. of elements	118 2	W	117	126	128	130	132	144	171	212	256	284	314	360
	164 3													
Length (mm) No. of elements	210 4	W	234	252	256	260	263	288	342	424	512	568	628	720
	256 5													
Length (mm) No. of elements	302 6	W	350	379	385	391	395	433	514	636	768	852	942	1080
	348 7													
Length (mm) No. of elements	394 8	W	467	505	513	521	526	577	685	848	1024	1136	1256	1440
	440 9													
Length (mm) No. of elements	486 10	W	584	631	641	651	658	721	856	1060	1280	1420	1570	1800
	532 11													
Length (mm) No. of elements	578 12	W	701	757	769	781	790	865	1027	1272	1536	1704	1884	2160
	624 13													
Length (mm) No. of elements	670 14	W	818	883	897	911	921	1009	1198	1484	1792	1988	2198	2520
	716 15													
Length (mm) No. of elements	762 16	W	934	1010	1026	1042	1053	1154	1370	1696	2048	2272	2512	2880
	808 17													
Length (mm) No. of elements	854 18	W	1051	1136	1154	1172	1184	1298	1541	1908	2304	2556	2826	3240
	900 19													
Length (mm) No. of elements	946 20	W	1168	1262	1282	1302	1316	1442	1712	2120	2560	2840	3140	3600
	992 21													
Length (mm) No. of elements	1038 22	W	1285	1388	1410	1432	1448	1586	1883	2332	2816	3124	3454	-
	1084 23													
Length (mm) No. of elements	1130 24	W	1402	1514	1538	1562	1579	1730	-	-	-	-	-	-
	1176 25													
Length (mm) No. of elements	1222 26	W	1518	1641	1667	1693	1711	1875	-	-	-	-	-	-
	1268 27													
Length (mm) No. of elements	1314 28	W	1635	1767	1795	1823	1842	2019	-	-	-	-	-	-
	1360 29													
Length (mm) No. of elements	1406 30	W	1752	1893	1923	1953	1974	2163	-	-	-	-	-	-
	1452 31													
Length (mm) No. of elements	1498 32	W	1869	2019	2051	2083	2106	2307	-	-	-	-	-	-
	1544 33													
Length (mm) No. of elements	1590 34	W	1986	2145	2179	2213	2237	2451	-	-	-	-	-	-
	1636 35													
Length (mm) No. of elements	1682 36	W	2102	2272	2308	2344	2369	2596	-	-	-	-	-	-
	1728 37													
Length (mm) No. of elements	1774 38	W	2219	2398	2436	2474	2500	2740	-	-	-	-	-	-
	1820 39													
Length (mm) No. of elements	1866 40	W	2336	2524	2564	2604	2632	2884	-	-	-	-	-	-

■ Ready for delivery **Configuration 00**

Multicolonna 3 Columns

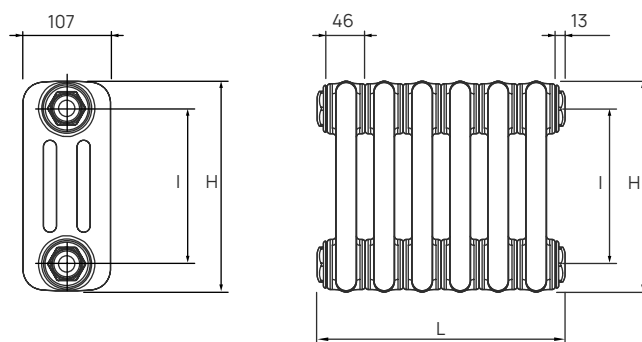


Image for illustrative purposes only

Technical Specifications

Material: Steel UNI EN 10130:2007
Vertical round tubes, 25 mm diameter
Element width: 46 mm
Laser-welded collectors
Manifold threading 1"1/4 G right or left
Operating pressure 10 bar
Test pressure 13 bar
Maximum operating temperature 110°C

Dimensions are in millimeters (mm)



H: height

I: pipe centre (H-70)

L: lengths with fitted connections elements x 46 + 26

3 Columns

Multicolonna

Height	Code	Pipe centre	Empty weight	Capacity	Elements*	Output Δt 50°C	Output Δt 42,5°C	Output Δt 30°C	Output Δt 20°C	Exp.
H in mm	Standard configuration	l (mm)	Kg	L	Max no.	W	W	W	W	N.
300	0Q0030300ee0000	230	0,5	0,6	40	33,1	27,0	17,5	10,5	1,249
400	0Q0030400ee0000	330	0,8	0,7	40	42,3	34,5	22,3	13,4	1,254
500	0Q0030500ee0000	430	1,0	0,8	40	51,6	42,0	27,1	16,3	1,258
510	0Q0030510ee0000	440	1,0	0,8	40	52,5	42,8	27,6	16,6	1,259
550	0Q0030550ee0000	480	1,2	0,9	40	56,2	45,8	29,5	17,7	1,261
570	0Q0030570ee0000	500	1,3	0,9	40	58,0	47,3	30,5	18,3	1,262
600	0Q0030600ee0000	530	1,3	1,0	40	60,8	49,5	31,9	19,1	1,263
610	0Q0030610ee0000	540	1,3	1,0	40	61,7	50,2	32,3	19,4	1,264
670	0Q0030670ee0000	600	1,5	1,0	40	67,2	54,6	35,2	21,0	1,266
685	0Q0030685ee0000	615	1,6	1,1	40	68,6	55,8	35,9	21,5	1,267
750	0Q0030750ee0000	680	1,7	1,1	40	74,5	60,6	38,9	23,3	1,270
770	0Q0030770ee0000	700	1,8	1,1	40	76,3	62,1	39,9	23,8	1,271
800	0Q0030800ee0000	730	1,8	1,2	40	79,1	64,3	41,3	24,6	1,272
870	0Q0030870ee0000	800	2,0	1,3	40	85,5	69,4	44,6	26,5	1,275
885	0Q0030885ee0000	815	2,0	1,3	40	86,9	70,6	45,3	27,0	1,276
900	0Q0030900ee0000	830	2,0	1,3	40	88,2	71,8	46,0	27,4	1,277
910	0Q0030910ee0000	840	2,0	1,3	40	89,2	72,5	46,4	27,7	1,277
1000	0Q0031000ee0000	930	2,1	1,4	40	97,4	79,0	50,6	30,1	1,281
1200	0Q0031200ee0000	1130	2,5	1,6	22	116,0	94,2	60,0	35,6	1,290
1500	0Q0031500ee0000	1430	2,7	2,0	22	144,0	116,8	74,2	43,8	1,302
1800	0Q0031800ee0000	1730	3,3	2,3	22	174,0	140,4	88,7	52,1	1,315
2000	0Q0032000ee0000	1930	4,0	2,6	22	194,0	156,7	99,0	58,2	1,313
2200	0Q0032200ee0000	2130	4,4	2,8	22	214,0	173,4	110,0	64,5	1,311
2500	0Q0032500ee0000	2430	4,8	3,2	20	246,0	199,2	126,0	74,3	1,308

■ = pipe centres compatible with aluminium radiators

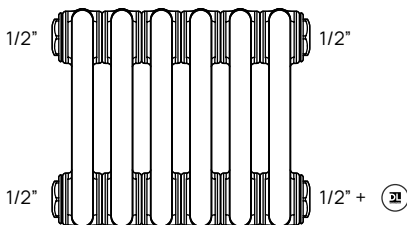
■ = pipe centres compatible with cast iron radiators

■ = pipe centres compatible with finned radiators

ee = number of elements

* For Multicolonna configurations with elements larger than those indicated in the table, please refer to the nipple page

Standard configuration



Connections and Standard Supply:

The Multicolonna radiator, in its standard configuration, is supplied with 4 pre-fitted 1/2" connections and 1 1/2" blind plug. This configuration provides versatility, making the product fully reversible. Air vent and brackets are not included in the supply.

Available Radiator Lengths:

Factory-welded assemblies from 2 up to a maximum of 40 sections. For assemblies exceeding this size limit, on-site nipple jointing can be performed by ordering the appropriate accessories.

3 Columns - Depth 107 mm - Output at Δt 50 °C - Data table for complete radiators with fitted connections

Height		300	400	500	510	550	570	600	610	670	685	750	770	
Maximum number of elements		40	40	40	40	40	40	40	40	40	40	40	40	
Length (mm) No. of elements	118 2	W	66	85	103	105	112	116	122	123	134	137	149	153
	164 3	W	99	127	155	158	169	174	182	185	202	206	224	229
Length (mm) No. of elements	210 4	W	132	169	206	210	225	232	243	247	269	274	298	305
	256 5	W	166	212	258	263	281	290	304	309	336	343	373	382
Length (mm) No. of elements	302 6	W	199	254	310	315	337	348	365	370	403	412	447	458
	348 7	W	232	296	361	368	393	406	426	432	470	480	522	534
Length (mm) No. of elements	394 8	W	265	338	413	420	450	464	486	494	538	549	596	610
	440 9	W	298	381	464	473	506	522	547	555	605	617	671	687
Length (mm) No. of elements	486 10	W	331	423	516	525	562	580	608	617	672	686	745	763
	532 11	W	364	465	568	578	618	638	669	679	739	755	820	839
Length (mm) No. of elements	578 12	W	397	508	619	630	674	696	730	740	806	823	894	916
	624 13	W	430	550	671	683	731	754	790	802	874	892	969	992
Length (mm) No. of elements	670 14	W	463	592	722	735	787	812	851	864	941	960	1043	1068
	716 15	W	497	635	774	788	843	870	912	926	1008	1029	1118	1145
Length (mm) No. of elements	762 16	W	530	677	826	840	899	928	973	987	1075	1098	1192	1221
	808 17	W	563	719	877	893	955	986	1034	1049	1142	1166	1267	1297
Length (mm) No. of elements	854 18	W	596	761	929	945	1012	1044	1094	1111	1210	1235	1341	1373
	900 19	W	629	804	980	998	1068	1102	1155	1172	1277	1303	1416	1450
Length (mm) No. of elements	946 20	W	662	846	1032	1050	1124	1160	1216	1234	1344	1372	1490	1526
	992 21	W	695	888	1084	1103	1180	1218	1277	1296	1411	1441	1565	1602
Length (mm) No. of elements	1038 22	W	728	931	1135	1155	1236	1276	1338	1357	1478	1509	1639	1679
	1084 23	W	761	973	1187	1208	1293	1334	1398	1419	1546	1578	1714	1755
Length (mm) No. of elements	1130 24	W	794	1015	1238	1260	1349	1392	1459	1481	1613	1646	1788	1831
	1176 25	W	828	1058	1290	1313	1405	1450	1520	1543	1680	1715	1863	1908
Length (mm) No. of elements	1222 26	W	861	1100	1342	1365	1461	1508	1581	1604	1747	1784	1937	1984
	1268 27	W	894	1142	1393	1418	1517	1566	1642	1666	1814	1852	2012	2060
Length (mm) No. of elements	1314 28	W	927	1184	1445	1470	1574	1624	1702	1728	1882	1921	2086	2136
	1360 29	W	960	1227	1496	1523	1630	1682	1763	1789	1949	1989	2161	2213
Length (mm) No. of elements	1406 30	W	993	1269	1548	1575	1686	1740	1824	1851	2016	2058	2235	2289
	1452 31	W	1026	1311	1600	1628	1742	1798	1885	1913	2083	2127	2310	2365
Length (mm) No. of elements	1498 32	W	1059	1354	1651	1680	1798	1856	1946	1974	2150	2195	2384	2442
	1544 33	W	1092	1396	1703	1733	1855	1914	2006	2036	2218	2264	2459	2518
Length (mm) No. of elements	1590 34	W	1125	1438	1754	1785	1911	1972	2067	2098	2285	2332	2533	2594
	1636 35	W	1159	1481	1806	1838	1967	2030	2128	2160	2352	2401	2608	2671
Length (mm) No. of elements	1682 36	W	1192	1523	1858	1890	2023	2088	2189	2221	2419	2470	2682	2747
	1728 37	W	1225	1565	1909	1943	2079	2146	2250	2283	2486	2538	2757	2823
Length (mm) No. of elements	1774 38	W	1258	1607	1961	1995	2136	2204	2310	2345	2554	2607	2831	2899
	1820 39	W	1291	1650	2012	2048	2192	2262	2371	2406	2621	2675	2906	2976
Length (mm) No. of elements	1866 40	W	1324	1692	2064	2100	2248	2320	2432	2468	2688	2744	2980	3052

Ready for delivery Configuration 00

Ready for delivery Configuration 99

3 Columns - Depth 107 mm - Output at Δt 50 °C - Data table for complete radiators with fitted connections

Height		800	870	885	900	910	1000	1200	1500	1800	2000	2200	2500	
Maximum number of elements		40	40	40	40	40	40	30	30	24	24	20	20	
Length (mm) No. of elements	118 2	W	158	171	174	176	178	195	232	288	348	388	428	492
	164 3		237	257	261	265	268	292	348	432	522	582	642	738
Length (mm) No. of elements	210 4	W	316	342	348	353	357	390	464	576	696	776	856	984
	256 5		396	428	435	441	446	487	580	720	870	970	1070	1230
Length (mm) No. of elements	302 6	W	475	513	521	529	535	584	696	864	1044	1164	1284	1476
	348 7		554	599	608	617	624	682	812	1008	1218	1358	1498	1722
Length (mm) No. of elements	394 8	W	633	684	695	706	714	779	928	1152	1392	1552	1712	1968
	440 9		712	770	782	794	803	877	1044	1296	1566	1746	1926	2214
Length (mm) No. of elements	486 10	W	791	855	869	882	892	974	1160	1440	1740	1940	2140	2460
	532 11		870	941	956	970	981	1071	1276	1584	1914	2134	2354	2706
Length (mm) No. of elements	578 12	W	949	1026	1043	1058	1070	1169	1392	1728	2088	2328	2568	2952
	624 13		1028	1112	1130	1147	1160	1266	1508	1872	2262	2522	2782	3198
Length (mm) No. of elements	670 14	W	1107	1197	1217	1235	1249	1364	1624	2016	2436	2716	2996	3444
	716 15		1187	1283	1304	1323	1338	1461	1740	2160	2610	2910	3210	3690
Length (mm) No. of elements	762 16	W	1266	1368	1390	1411	1427	1558	1856	2304	2784	3104	3424	3936
	808 17		1345	1454	1477	1499	1516	1656	1972	2448	2958	3298	3638	4182
Length (mm) No. of elements	854 18	W	1424	1539	1564	1588	1606	1753	2088	2592	3132	3492	3852	4428
	900 19		1503	1625	1651	1676	1695	1851	2204	2736	3306	3686	4066	4674
Length (mm) No. of elements	946 20	W	1582	1710	1738	1764	1784	1948	2320	2880	3480	3880	4280	4920
	992 21		1661	1796	1825	1852	1873	2045	2436	3024	3654	4074	4494	-
Length (mm) No. of elements	1038 22	W	1740	1881	1912	1940	1962	2143	2552	3168	3828	4268	4708	-
	1084 23		1819	1967	1999	2029	2052	2240	-	-	-	-	-	-
Length (mm) No. of elements	1130 24	W	1898	2052	2086	2117	2141	2338	-	-	-	-	-	-
	1176 25		1978	2138	2173	2205	2230	2435	-	-	-	-	-	-
Length (mm) No. of elements	1222 26	W	2057	2223	2259	2293	2319	2532	-	-	-	-	-	-
	1268 27		2136	2309	2346	2381	2408	2630	-	-	-	-	-	-
Length (mm) No. of elements	1314 28	W	2215	2394	2433	2470	2498	2727	-	-	-	-	-	-
	1360 29		2294	2480	2520	2558	2587	2825	-	-	-	-	-	-
Length (mm) No. of elements	1406 30	W	2373	2565	2607	2646	2676	2922	-	-	-	-	-	-
	1452 31		2452	2651	2694	2734	2765	3019	-	-	-	-	-	-
Length (mm) No. of elements	1498 32	W	2531	2736	2781	2822	2854	3117	-	-	-	-	-	-
	1544 33		2610	2822	2868	2911	2944	3214	-	-	-	-	-	-
Length (mm) No. of elements	1590 34	W	2689	2907	2955	2999	3033	3312	-	-	-	-	-	-
	1636 35		2769	2993	3042	3087	3122	3409	-	-	-	-	-	-
Length (mm) No. of elements	1682 36	W	2848	3078	3128	3175	3211	3506	-	-	-	-	-	-
	1728 37		2927	3164	3215	3263	3300	3604	-	-	-	-	-	-
Length (mm) No. of elements	1774 38	W	3006	3249	3302	3352	3390	3701	-	-	-	-	-	-
	1820 39		3085	3335	3389	3440	3479	3799	-	-	-	-	-	-
Length (mm) No. of elements	1866 40	W	3164	3420	3476	3528	3568	3896	-	-	-	-	-	-

■ Ready for delivery **Configuration 00**

■ Ready for delivery **Configuration 99**

Multicolonna 4 Columns

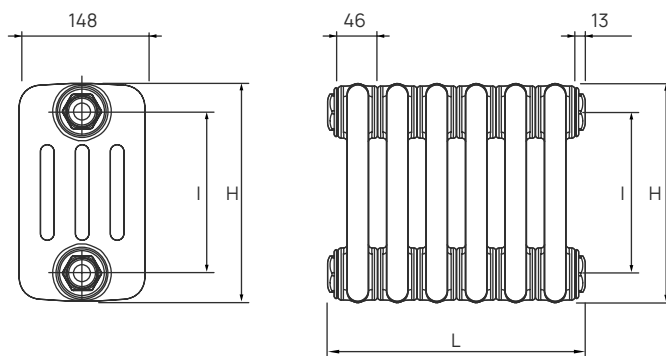


Image for illustrative purposes only

Technical Specifications

Material: Steel UNI EN 10130:2007
Vertical round tubes, 25 mm diameter
Element width: 46 mm
Laser-welded collectors
Manifold threading 1"1/4 G right or left
Operating pressure 10 bar
Test pressure 13 bar
Maximum operating temperature 110°C

Dimensions are in millimeters (mm)



H: height

I: pipe centre (H-70)

L: lengths with fitted connections elements x 46 + 26

4 Columns

Multicolonna

Height	Code	Pipe centre	Empty weight	Capacity	Elements*	Output Δt 50°C	Output Δt 42,5°C	Output Δt 30°C	Output Δt 20°C	Exp.
H in mm	Standard configuration	l (mm)	Kg	L	Max no.	W	W	W	W	N.
300	0Q0040300ee0000	230	0,9	0,8	40	42,3	34,5	22,3	13,4	1,252
400	0Q0040400ee0000	330	1,2	0,9	40	55,5	45,2	29,2	17,5	1,257
500	0Q0040500ee0000	430	1,5	1,1	40	68,3	55,7	35,8	21,5	1,263
510	0Q0040510ee0000	440	1,5	1,1	40	69,6	56,7	36,5	21,9	1,263
550	0Q0040550ee0000	480	1,6	1,2	40	74,7	60,8	39,1	23,4	1,265
570	0Q0040570ee0000	500	1,7	1,2	40	77,2	62,8	40,4	24,2	1,266
600	0Q0040600ee0000	530	1,8	1,2	40	81,1	66,0	42,4	25,4	1,268
610	0Q0040610ee0000	540	1,8	1,2	40	82,3	67,0	43,1	25,7	1,269
670	0Q0040670ee0000	600	2,0	1,3	40	89,9	73,2	47,0	28,1	1,272
685	0Q0040685ee0000	615	2,0	1,4	40	91,8	74,8	47,9	28,6	1,273
750	0Q0040750ee0000	680	2,2	1,5	40	100,0	81,2	52,1	31,1	1,276
770	0Q0040770ee0000	700	2,3	1,5	40	103,0	83,2	53,4	31,8	1,277
800	0Q0040800ee0000	730	2,4	1,6	40	106,0	86,4	55,3	33,0	1,279
870	0Q0040870ee0000	800	2,4	1,6	40	115,0	92,5	59,9	35,3	1,280
885	0Q0040885ee0000	815	2,6	1,7	40	117,0	95,2	60,7	36,2	1,284
900	0Q0040900ee0000	830	2,6	1,7	40	119,0	96,4	61,7	36,6	1,284
910	0Q0040910ee0000	840	2,6	1,7	40	120,0	97,6	62,3	37,0	1,285
1000	0Q0041000ee0000	930	2,9	1,9	40	132,0	106,7	68,0	40,4	1,290
1200	0Q0041200ee0000	1130	3,5	2,2	22	157,0	126,9	80,7	47,7	1,297
1500	0Q0041500ee0000	1430	4,4	2,7	22	194,0	157,4	99,7	58,7	1,308
1800	0Q0041800ee0000	1730	5,3	3,1	22	232,0	187,4	119,0	69,4	1,318
2000	0Q0042000ee0000	1930	5,8	3,4	22	258,0	208,6	132,0	77,4	1,315
2200	0Q0042200ee0000	2130	6,3	3,8	22	284,0	229,2	145,0	85,3	1,311
2500	0Q0042500ee0000	2430	7,1	4,2	20	322,0	260,3	166,0	97,4	1,305

■ = pipe centres compatible with aluminium radiators

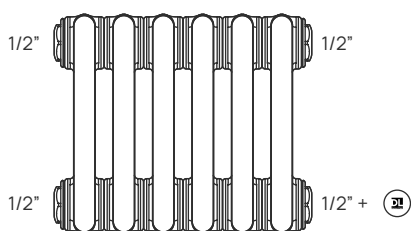
■ = pipe centres compatible with cast iron radiators

■ = pipe centres compatible with finned radiators

ee = number of elements

* For Multicolonna configurations with elements larger than those indicated in the table, please refer to the nipple page

Standard configuration



Connections and Standard Supply:

The Multicolonna radiator, in its standard configuration, is supplied with 4 pre-fitted 1/2" connections and 1 1/2" blind plug. This configuration provides versatility, making the product fully reversible. Air vent and brackets are not included in the supply.

Available Radiator Lengths:

Factory-welded assemblies from 2 up to a maximum of 40 sections. For assemblies exceeding this size limit, on-site nipple jointing can be performed by ordering the appropriate accessories.

4 Columns - Depth 148 mm - Output at Δt 50 °C - Data table for complete radiators with fitted connections

Height			300	400	500	510	550	570	600	610	670	685	750	770
Maximum number of elements			40	40	40	40	40	40	40	40	40	40	40	40
Length (mm) No. of elements	118 2	W	85	111	137	140	149	154	162	165	180	184	200	206
	164 3	W	127	167	205	210	224	232	243	247	270	275	300	309
Length (mm) No. of elements	210 4	W	169	222	273	280	299	309	324	329	360	367	400	412
	256 5	W	212	278	342	350	374	386	406	412	450	459	500	515
Length (mm) No. of elements	302 6	W	254	333	410	419	448	463	487	494	539	551	600	618
	348 7	W	296	389	478	489	523	540	568	576	629	643	700	721
Length (mm) No. of elements	394 8	W	338	444	546	559	598	618	649	658	719	734	800	824
	440 9	W	381	500	615	629	672	695	730	741	809	826	900	927
Length (mm) No. of elements	486 10	W	423	555	683	699	747	772	811	823	899	918	1000	1030
	532 11	W	465	611	751	769	822	849	892	905	989	1010	1100	1133
Length (mm) No. of elements	578 12	W	508	666	820	839	896	926	973	988	1079	1102	1200	1236
	624 13	W	550	722	888	909	971	1004	1054	1070	1169	1193	1300	1339
Length (mm) No. of elements	670 14	W	592	777	956	979	1046	1081	1135	1152	1259	1285	1400	1442
	716 15	W	635	833	1025	1049	1121	1158	1217	1235	1349	1377	1500	1545
Length (mm) No. of elements	762 16	W	677	888	1093	1118	1195	1235	1298	1317	1438	1469	1600	1648
	808 17	W	719	944	1161	1188	1270	1312	1379	1399	1528	1561	1700	1751
Length (mm) No. of elements	854 18	W	761	999	1229	1258	1345	1390	1460	1481	1618	1652	1800	1854
	900 19	W	804	1055	1298	1328	1419	1467	1541	1564	1708	1744	1900	1957
Length (mm) No. of elements	946 20	W	846	1110	1366	1398	1494	1544	1622	1646	1798	1836	2000	2060
	992 21	W	888	1166	1434	1468	1569	1621	1703	1728	1888	1928	2100	2163
Length (mm) No. of elements	1038 22	W	931	1221	1503	1538	1643	1698	1784	1811	1978	2020	2200	2266
	1084 23	W	973	1277	1571	1608	1718	1776	1865	1893	2068	2111	2300	2369
Length (mm) No. of elements	1130 24	W	1015	1332	1639	1678	1793	1853	1946	1975	2158	2203	2400	2472
	1176 25	W	1058	1388	1708	1748	1868	1930	2028	2058	2248	2295	2500	2575
Length (mm) No. of elements	1222 26	W	1100	1443	1776	1817	1942	2007	2109	2140	2337	2387	2600	2678
	1268 27	W	1142	1499	1844	1887	2017	2084	2190	2222	2427	2479	2700	2781
Length (mm) No. of elements	1314 28	W	1184	1554	1912	1957	2092	2162	2271	2304	2517	2570	2800	2884
	1360 29	W	1227	1610	1981	2027	2166	2239	2352	2387	2607	2662	2900	2987
Length (mm) No. of elements	1406 30	W	1269	1665	2049	2097	2241	2316	2433	2469	2697	2754	3000	3090
	1452 31	W	1311	1721	2117	2167	2316	2393	2514	2551	2787	2846	3100	3193
Length (mm) No. of elements	1498 32	W	1354	1776	2186	2237	2390	2470	2595	2634	2877	2938	3200	3296
	1544 33	W	1396	1832	2254	2307	2465	2548	2676	2716	2967	3029	3300	3399
Length (mm) No. of elements	1590 34	W	1438	1887	2322	2377	2540	2625	2757	2798	3057	3121	3400	3502
	1636 35	W	1481	1943	2391	2447	2615	2702	2839	2881	3147	3213	3500	3605
Length (mm) No. of elements	1682 36	W	1523	1998	2459	2516	2689	2779	2920	2963	3236	3305	3600	3708
	1728 37	W	1565	2054	2527	2586	2764	2856	3001	3045	3326	3397	3700	3811
Length (mm) No. of elements	1774 38	W	1607	2109	2595	2656	2839	2934	3082	3127	3416	3488	3800	3914
	1820 39	W	1650	2165	2664	2726	2913	3011	3163	3210	3506	3580	3900	4017
Length (mm) No. of elements	1866 40	W	1692	2220	2732	2796	2988	3088	3244	3292	3596	3672	4000	4120

Ready for delivery Configuration 00

Ready for delivery Configuration 99

4 Columns - Depth 148 mm - Output at Δt 50 °C - Data table for complete radiators with fitted connections

Height		800	870	885	900	910	1000	1200	1500	1800	2000	2200	2500	
Maximum number of elements		40	40	40	40	40	40	30	30	24	24	14	14	
Length (mm) No. of elements	118 2	W	212	230	234	238	240	264	314	388	464	516	568	644
	164 3		318	345	351	357	360	396	471	582	696	774	852	966
Length (mm) No. of elements	210 4	W	424	460	468	476	480	528	628	776	928	1032	1136	1288
	256 5		530	575	585	595	600	660	785	970	1160	1290	1420	1610
Length (mm) No. of elements	302 6	W	636	690	702	714	720	792	942	1164	1392	1548	1704	1932
	348 7		742	805	819	833	840	924	1099	1358	1624	1806	1988	2254
Length (mm) No. of elements	394 8	W	848	920	936	952	960	1056	1256	1552	1856	2064	2272	2576
	440 9		954	1035	1053	1071	1080	1188	1413	1746	2088	2322	2556	2898
Length (mm) No. of elements	486 10	W	1060	1150	1170	1190	1200	1320	1570	1940	2320	2580	2840	3220
	532 11		1166	1265	1287	1309	1320	1452	1727	2134	2552	2838	3124	3542
Length (mm) No. of elements	578 12	W	1272	1380	1404	1428	1440	1584	1884	2328	2784	3096	3408	3864
	624 13		1378	1495	1521	1547	1560	1716	2041	2522	3016	3354	3692	4186
Length (mm) No. of elements	670 14	W	1484	1610	1638	1666	1680	1848	2198	2716	3248	3612	3976	4508
	716 15		1590	1725	1755	1785	1800	1980	2355	2910	3480	3870	4260	4830
Length (mm) No. of elements	762 16	W	1696	1840	1872	1904	1920	2112	2512	3104	3712	4128	4544	5152
	808 17		1802	1955	1989	2023	2040	2244	2669	3298	3944	4386	4828	5474
Length (mm) No. of elements	854 18	W	1908	2070	2106	2142	2160	2376	2826	3492	4176	4644	5112	5796
	900 19		2014	2185	2223	2261	2280	2508	2983	3686	4408	4902	5396	6118
Length (mm) No. of elements	946 20	W	2120	2300	2340	2380	2400	2640	3140	3880	4640	5160	5680	6440
	992 21		2226	2415	2457	2499	2520	2772	3297	4074	4872	5418	5964	-
Length (mm) No. of elements	1038 22	W	2332	2530	2574	2618	2640	2904	3454	4268	5104	5676	6248	-
	1084 23		2438	2645	2691	2737	2760	3036	-	-	-	-	-	-
Length (mm) No. of elements	1130 24	W	2544	2760	2808	2856	2880	3168	-	-	-	-	-	-
	1176 25		2650	2875	2925	2975	3000	3300	-	-	-	-	-	-
Length (mm) No. of elements	1222 26	W	2756	2990	3042	3094	3120	3432	-	-	-	-	-	-
	1268 27		2862	3105	3159	3213	3240	3564	-	-	-	-	-	-
Length (mm) No. of elements	1314 28	W	2968	3220	3276	3332	3360	3696	-	-	-	-	-	-
	1360 29		3074	3335	3393	3451	3480	3828	-	-	-	-	-	-
Length (mm) No. of elements	1406 30	W	3180	3450	3510	3570	3600	3960	-	-	-	-	-	-
	1452 31		3286	3565	3627	3689	3720	4092	-	-	-	-	-	-
Length (mm) No. of elements	1498 32	W	3392	3680	3744	3808	3840	4224	-	-	-	-	-	-
	1544 33		3498	3795	3861	3927	3960	4356	-	-	-	-	-	-
Length (mm) No. of elements	1590 34	W	3604	3910	3978	4046	4080	4488	-	-	-	-	-	-
	1636 35		3710	4025	4095	4165	4200	4620	-	-	-	-	-	-
Length (mm) No. of elements	1682 36	W	3816	4140	4212	4284	4320	4752	-	-	-	-	-	-
	1728 37		3922	4255	4329	4403	4440	4884	-	-	-	-	-	-
Length (mm) No. of elements	1774 38	W	4028	4370	4446	4522	4560	5016	-	-	-	-	-	-
	1820 39		4134	4485	4563	4641	4680	5148	-	-	-	-	-	-
Length (mm) No. of elements	1866 40	W	4240	4600	4680	4760	4800	5280	-	-	-	-	-	-

■ Ready for delivery **Configuration 00**

■ Ready for delivery **Configuration 99**

Multicolonna 5 Columns

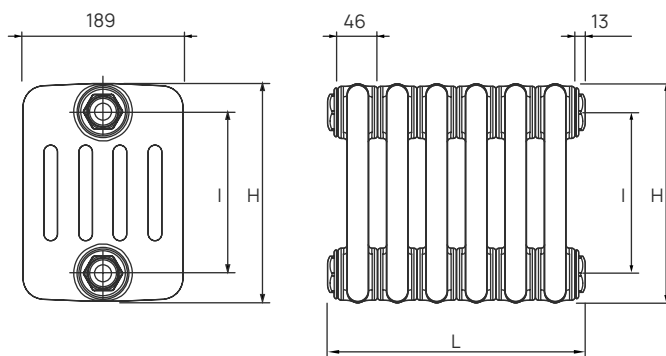


Image for illustrative purposes only

Technical Specifications

Material: Steel UNI EN 10130:2007
 Vertical round tubes, 25 mm diameter
 Element width: 46 mm
 Laser-welded collectors
 Manifold threading 1"1/4 G right or left
 Operating pressure 10 bar
 Test pressure 13 bar
 Maximum operating temperature 110°C

Dimensions are in millimeters (mm)



H: height

I: pipe centre (H-70)

L: lengths with fitted connections elements x 46 + 26

5 Columns

Multicolonna

Height	Code	Pipe centre	Empty weight	Capacity	Elements*	Output Δt 50°C	Output Δt 42,5°C	Output Δt 30°C	Output Δt 20°C	Exp.
H in mm	Standard configuration	l (mm)	Kg	L	Max no.	W	W	W	W	N.
300	0Q0050300ee0000	230	1,2	1,0	40	51,9	42,4	27,4	16,5	1,253
400	0Q0050400ee0000	330	1,6	1,2	40	67,2	54,7	35,3	21,2	1,261
500	0Q0050500ee0000	430	1,9	1,4	40	82,2	67,0	43,0	25,7	1,270
570	0Q0050570ee0000	500	2,2	1,5	40	92,6	75,4	48,2	28,8	1,276
600	0Q0050600ee0000	530	2,3	1,6	40	97,0	78,8	50,5	30,1	1,278
670	0Q0050670ee0000	600	2,5	1,7	40	107,0	87,2	55,7	33,1	1,284
685	0Q0050685ee0000	615	2,7	1,7	40	110,0	88,8	56,8	33,7	1,285
750	0Q0050750ee0000	680	2,8	1,8	40	119,0	96,6	61,5	36,5	1,291
770	0Q0050770ee0000	700	2,9	1,8	40	122,0	99,1	63,0	37,4	1,293
800	0Q0050800ee0000	730	3,1	1,9	40	126,0	102,9	65,2	38,8	1,295
870	0Q0050870ee0000	800	3,3	1,9	40	137,0	110,5	70,2	41,4	1,301
885	0Q0050885ee0000	815	3,4	2,1	40	139,0	112,3	71,3	42,1	1,302
900	0Q0050900ee0000	830	3,5	2,1	40	141,0	113,9	72,4	42,7	1,303
1000	0Q0051000ee0000	930	3,7	2,3	40	155,0	125,8	79,5	46,8	1,312
1200	0Q0051200ee0000	1130	4,4	2,7	22	184,0	148,9	94,0	55,1	1,320
1500	0Q0051500ee0000	1430	5,5	3,3	22	228,0	183,7	116,0	67,3	1,332
1800	0Q0051800ee0000	1730	6,5	3,9	22	273,0	219,4	137,0	79,6	1,345
2000	0Q0052000ee0000	1930	7,2	4,3	22	303,0	243,5	153,0	88,8	1,338
2200	0Q0052200ee0000	2130	7,9	4,7	15	333,0	268,9	169,0	98,5	1,332
2500	0Q0052500ee0000	2430	9,0	5,3	15	380,0	306,8	193,0	113,3	1,322

■ = pipe centres compatible with aluminium radiators

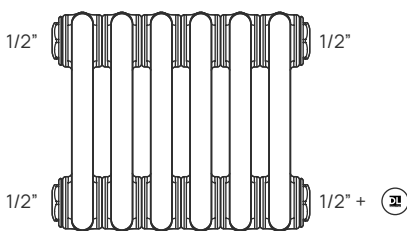
■ = pipe centres compatible with cast iron radiators

■ = pipe centres compatible with finned radiators

ee = number of elements

* For Multicolonna configurations with elements larger than those indicated in the table, please refer to the nipple page

Standard configuration



Connections and Standard Supply:

The Multicolonna radiator, in its standard configuration, is supplied with 4 pre-fitted 1/2" connections and 1 1/2" blind plug. This configuration provides versatility, making the product fully reversible. Air vent and brackets are not included in the supply.

Available Radiator Lengths:

Factory-welded assemblies from 2 up to a maximum of 40 sections. For assemblies exceeding this size limit, on-site nipple jointing can be performed by ordering the appropriate accessories.

5 Columns - Depth 189 mm - Output at Δt 50 °C - Data table for complete radiators with fitted connections

Height			300	400	500	570	600	670	685	750	770	800
Maximum number of elements			40	40	40	40	40	40	40	40	40	40
Length (mm) No. of elements	118 2	W	104	134	164	185	194	214	220	238	244	252
	164 3	W	156	202	247	278	291	321	330	357	366	378
Length (mm) No. of elements	210 4	W	208	269	329	370	388	428	440	476	488	504
	256 5	W	260	336	411	463	485	535	550	595	610	630
Length (mm) No. of elements	302 6	W	311	403	493	556	582	642	660	714	732	756
	348 7	W	363	470	575	648	679	749	770	833	854	882
Length (mm) No. of elements	394 8	W	415	538	658	741	776	856	880	952	976	1008
	440 9	W	467	605	740	833	873	963	990	1071	1098	1134
Length (mm) No. of elements	486 10	W	519	672	822	926	970	1070	1100	1190	1220	1260
	532 11	W	571	739	904	1019	1067	1177	1210	1309	1342	1386
Length (mm) No. of elements	578 12	W	623	806	986	1111	1164	1284	1320	1428	1464	1512
	624 13	W	675	874	1069	1204	1261	1391	1430	1547	1586	1638
Length (mm) No. of elements	670 14	W	727	941	1151	1296	1358	1498	1540	1666	1708	1764
	716 15	W	779	1008	1233	1389	1455	1605	1650	1785	1830	1890
Length (mm) No. of elements	762 16	W	830	1075	1315	1482	1552	1712	1760	1904	1952	2016
	808 17	W	882	1142	1397	1574	1649	1819	1870	2023	2074	2142
Length (mm) No. of elements	854 18	W	934	1210	1480	1667	1746	1926	1980	2142	2196	2268
	900 19	W	986	1277	1562	1759	1843	2033	2090	2261	2318	2394
Length (mm) No. of elements	946 20	W	1038	1344	1644	1852	1940	2140	2200	2380	2440	2520
	992 21	W	1090	1411	1726	1945	2037	2247	2310	2499	2562	2646
Length (mm) No. of elements	1038 22	W	1142	1478	1808	2037	2134	2354	2420	2618	2684	2772
	1084 23	W	1194	1546	1891	2130	2231	2461	2530	2737	2806	2898
Length (mm) No. of elements	1130 24	W	1246	1613	1973	2222	2328	2568	2640	2856	2928	3024
	1176 25	W	1298	1680	2055	2315	2425	2675	2750	2975	3050	3150
Length (mm) No. of elements	1222 26	W	1349	1747	2137	2408	2522	2782	2860	3094	3172	3276
	1268 27	W	1401	1814	2219	2500	2619	2889	2970	3213	3294	3402
Length (mm) No. of elements	1314 28	W	1453	1882	2302	2593	2716	2996	3080	3332	3416	3528
	1360 29	W	1505	1949	2384	2685	2813	3103	3190	3451	3538	3654
Length (mm) No. of elements	1406 30	W	1557	2016	2466	2778	2910	3210	3300	3570	3660	3780
	1452 31	W	1609	2083	2548	2871	3007	3317	3410	3689	3782	3906
Length (mm) No. of elements	1498 32	W	1661	2150	2630	2963	3104	3424	3520	3808	3904	4032
	1544 33	W	1713	2218	2713	3056	3201	3531	3630	3927	4026	4158
Length (mm) No. of elements	1590 34	W	1765	2285	2795	3148	3298	3638	3740	4046	4148	4284
	1636 35	W	1817	2352	2877	3241	3395	3745	3850	4165	4270	4410
Length (mm) No. of elements	1682 36	W	1868	2419	2959	3334	3492	3852	3960	4284	4392	4536
	1728 37	W	1920	2486	3041	3426	3589	3959	4070	4403	4514	4662
Length (mm) No. of elements	1774 38	W	1972	2554	3124	3519	3686	4066	4180	4522	4636	4788
	1820 39	W	2024	2621	3206	3611	3783	4173	4290	4641	4758	4914
Length (mm) No. of elements	1866 40	W	2076	2688	3288	3704	3880	4280	4400	4760	4880	5040

5 Columns - Depth 189 mm - Output at Δt 50 °C - Data table for complete radiators with fitted connections

Height		870	885	900	1000	1200	1500	1800	2000	2200	2500	
Maximum number of elements		40	40	40	40	25	25	15	15	12	12	
Length (mm)	118	W	274	278	282	310	368	456	546	606	666	760
No. of elements	2											
Length (mm)	164	W	411	417	423	465	552	684	819	909	999	1140
No. of elements	3											
Length (mm)	210	W	548	556	564	620	736	912	1092	1212	1332	1520
No. of elements	4											
Length (mm)	256	W	685	695	705	775	920	1140	1365	1515	1665	1900
No. of elements	5											
Length (mm)	302	W	822	834	846	930	1104	1368	1638	1818	1998	2280
No. of elements	6											
Length (mm)	348	W	959	973	987	1085	1288	1596	1911	2121	2331	2660
No. of elements	7											
Length (mm)	394	W	1096	1112	1128	1240	1472	1824	2184	2424	2664	3040
No. of elements	8											
Length (mm)	440	W	1233	1251	1269	1395	1656	2052	2457	2727	2997	3420
No. of elements	9											
Length (mm)	486	W	1370	1390	1410	1550	1840	2280	2730	3030	3330	3800
No. of elements	10											
Length (mm)	532	W	1507	1529	1551	1705	2024	2508	3003	3333	3663	4180
No. of elements	11											
Length (mm)	578	W	1644	1668	1692	1860	2208	2736	3276	3636	3996	4560
No. of elements	12											
Length (mm)	624	W	1781	1807	1833	2015	2392	2964	3549	3939	4329	4940
No. of elements	13											
Length (mm)	670	W	1918	1946	1974	2170	2576	3192	3822	4242	4662	5320
No. of elements	14											
Length (mm)	716	W	2055	2085	2115	2325	2760	3420	4095	4545	4995	5700
No. of elements	15											
Length (mm)	762	W	2192	2224	2256	2480	2944	3648	4095	4848	-	-
No. of elements	16											
Length (mm)	808	W	2329	2363	2397	2635	3128	3876	4641	5151	-	-
No. of elements	17											
Length (mm)	854	W	2466	2502	2538	2790	3312	4104	4914	5454	-	-
No. of elements	18											
Length (mm)	900	W	2603	2641	2679	2945	3496	4332	5187	5757	-	-
No. of elements	19											
Length (mm)	946	W	2740	2780	2820	3100	3680	4560	5460	6060	-	-
No. of elements	20											
Length (mm)	992	W	2877	2919	2961	3255	3864	4788	5733	6363	-	-
No. of elements	21											
Length (mm)	1038	W	3014	3058	3102	3410	4048	5016	6006	6666	-	-
No. of elements	22											
Length (mm)	1084	W	3151	3197	3243	3565	-	-	-	-	-	-
No. of elements	23											
Length (mm)	1130	W	3288	3336	3384	3720	-	-	-	-	-	-
No. of elements	24											
Length (mm)	1176	W	3425	3475	3525	3875	-	-	-	-	-	-
No. of elements	25											
Length (mm)	1222	W	3562	3614	3666	4030	-	-	-	-	-	-
No. of elements	26											
Length (mm)	1268	W	3699	3753	3807	4185	-	-	-	-	-	-
No. of elements	27											
Length (mm)	1314	W	3836	3892	3948	4340	-	-	-	-	-	-
No. of elements	28											
Length (mm)	1360	W	3973	4031	4089	4495	-	-	-	-	-	-
No. of elements	29											
Length (mm)	1406	W	4110	4170	4230	4650	-	-	-	-	-	-
No. of elements	30											
Length (mm)	1452	W	4247	4309	4371	4805	-	-	-	-	-	-
No. of elements	31											
Length (mm)	1498	W	4384	4448	4512	4960	-	-	-	-	-	-
No. of elements	32											
Length (mm)	1544	W	4521	4587	4653	5115	-	-	-	-	-	-
No. of elements	33											
Length (mm)	1590	W	4658	4726	4794	5270	-	-	-	-	-	-
No. of elements	34											
Length (mm)	1636	W	4795	4865	4935	5425	-	-	-	-	-	-
No. of elements	35											
Length (mm)	1682	W	4932	5004	5076	5580	-	-	-	-	-	-
No. of elements	36											
Length (mm)	1728	W	5069	5143	5217	5735	-	-	-	-	-	-
No. of elements	37											
Length (mm)	1774	W	5206	5282	5358	5890	-	-	-	-	-	-
No. of elements	38											
Length (mm)	1820	W	5343	5421	5499	6045	-	-	-	-	-	-
No. of elements	39											
Length (mm)	1866	W	5480	5560	5640	6200	-	-	-	-	-	-
No. of elements	40											

Multicolonna 6 Columns

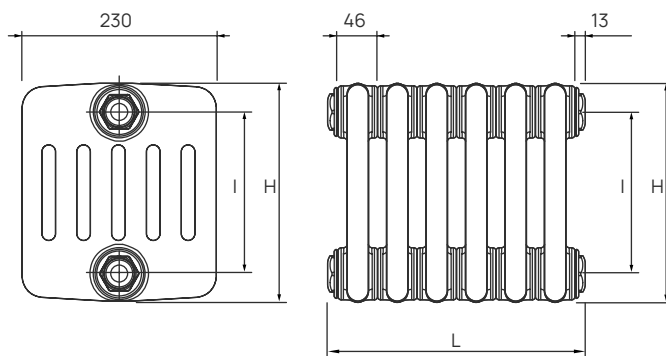


Image for illustrative purposes only

Technical Specifications

Material: Steel UNI EN 10130:2007
Vertical round tubes, 25 mm diameter
Element width: 46 mm
Laser-welded collectors
Manifold threading 1"1/4 G right or left
Operating pressure 10 bar
Test pressure 13 bar
Maximum operating temperature 110°C

Dimensions are in millimeters (mm)



H: height

I: pipe centre (H-70)

L: lengths with fitted connections elements x 46 + 26

6 Columns

Multicolonna

Height	Code	Pipe centre	Empty weight	Capacity	Elements*	Output Δt 50°C	Output Δt 42,5°C	Output Δt 30°C	Output Δt 20°C	Exp.
H in mm	Standard configuration	l (mm)	Kg	L	Max no.	W	W	W	W	N.
300	0Q0060300ee0000	230	1,5	1,1	40	62,3	50,7	32,7	19,6	1,262
400	0Q0060400ee0000	330	1,9	1,3	40	81,0	65,8	42,3	25,3	1,270
500	0Q0060500ee0000	430	2,3	1,6	40	99,4	80,6	51,7	30,8	1,278
570	0Q0060570ee0000	500	2,6	1,7	40	112,0	91,3	58,2	34,7	1,285
600	0Q0060600ee0000	530	2,7	1,8	40	117,0	95,5	60,9	36,2	1,287
670	0Q0060670ee0000	600	3,0	2,0	40	130,0	105,7	67,2	39,9	1,293
685	0Q0060685ee0000	615	3,2	2,0	40	133,0	107,8	68,6	40,6	1,294
750	0Q0060750ee0000	680	3,4	2,2	40	144,0	117,0	74,4	43,9	1,299
770	0Q0060770ee0000	700	3,5	2,2	40	148,0	120,0	76,1	45,0	1,301
800	0Q0060800ee0000	730	3,8	2,3	40	153,0	124,1	78,8	46,5	1,303
870	0Q0060870ee0000	800	3,7	2,3	40	166,0	133,9	84,9	50,0	1,309
885	0Q0060885ee0000	815	4,1	2,5	40	168,0	136,1	86,2	50,7	1,310
900	0Q0060900ee0000	830	4,0	2,5	40	171,0	138,2	87,5	51,4	1,311
1000	0Q0061000ee0000	930	4,4	2,8	40	189,0	152,1	96,2	56,3	1,319
1200	0Q0061200ee0000	1130	5,2	3,3	22	224,0	180,8	114,0	66,8	1,322
1500	0Q0061500ee0000	1430	6,5	4,0	20	276,0	222,7	140,0	82,0	1,325
1800	0Q0061800ee0000	1730	7,7	4,7	20	329,0	265,4	167,0	97,5	1,329
2000	0Q0062000ee0000	1930	8,6	5,2	15	364,0	294,0	185,0	108,0	1,328
2200	0Q0062200ee0000	2130	9,5	5,7	13	399,0	321,5	203,0	118,3	1,326
2500	0Q0062500ee0000	2430	10,8	6,4	13	452,0	365,4	230,0	134,6	1,325

■ = pipe centres compatible with aluminium radiators

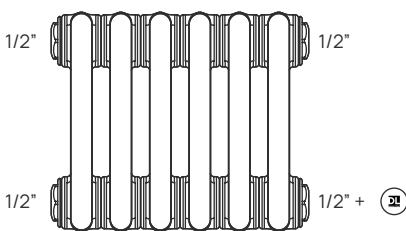
■ = pipe centres compatible with cast iron radiators

■ = pipe centres compatible with finned radiators

ee = number of elements

* For Multicolonna configurations with elements larger than those indicated in the table, please refer to the nipple page

Standard configuration



Connections and Standard Supply:

The Multicolonna radiator, in its standard configuration, is supplied with 4 pre-fitted 1/2" connections and 1 1/2" blind plug. This configuration provides versatility, making the product fully reversible. Air vent and brackets are not included in the supply.

Available Radiator Lengths:

Factory-welded assemblies from 2 up to a maximum of 40 sections. For assemblies exceeding this size limit, on-site nipple jointing can be performed by ordering the appropriate accessories.

6 Columns - Depth 230 mm - Output at Δt 50 °C - Data table for complete radiators with fitted connections

Height			300	400	500	570	600	670	685	750	770	800
Maximum number of elements			40	40	40	40	40	40	40	40	40	40
Length (mm) No. of elements	118 2	W	125	162	199	224	234	260	266	288	296	306
	164 3	W	187	243	298	336	351	390	399	432	444	459
Length (mm) No. of elements	210 4	W	249	324	398	448	468	520	532	576	592	612
	256 5	W	312	405	497	560	585	650	665	720	740	765
Length (mm) No. of elements	302 6	W	374	486	596	672	702	780	798	864	888	918
	348 7	W	436	567	696	784	819	910	931	1008	1036	1071
Length (mm) No. of elements	394 8	W	498	648	795	896	936	1040	1064	1152	1184	1224
	440 9	W	561	729	895	1008	1053	1170	1197	1296	1332	1377
Length (mm) No. of elements	486 10	W	623	810	994	1120	1170	1300	1330	1440	1480	1530
	532 11	W	685	891	1093	1232	1287	1430	1463	1584	1628	1683
Length (mm) No. of elements	578 12	W	748	972	1193	1344	1404	1560	1596	1728	1776	1836
	624 13	W	810	1053	1292	1456	1521	1690	1729	1872	1924	1989
Length (mm) No. of elements	670 14	W	872	1134	1392	1568	1638	1820	1862	2016	2072	2142
	716 15	W	935	1215	1491	1680	1755	1950	1995	2160	2220	2295
Length (mm) No. of elements	762 16	W	997	1296	1590	1792	1872	2080	2128	2304	2368	2448
	808 17	W	1059	1377	1690	1904	1989	2210	2261	2448	2516	2601
Length (mm) No. of elements	854 18	W	1121	1458	1789	2016	2106	2340	2394	2592	2664	2754
	900 19	W	1184	1539	1889	2128	2223	2470	2527	2736	2812	2907
Length (mm) No. of elements	946 20	W	1246	1620	1988	2240	2340	2600	2660	2880	2960	3060
	992 21	W	1308	1701	2087	2352	2457	2730	2793	3024	3108	3213
Length (mm) No. of elements	1038 22	W	1371	1782	2187	2464	2574	2860	2926	3168	3256	3366
	1084 23	W	1433	1863	2286	2576	2691	2990	3059	3312	3404	3519
Length (mm) No. of elements	1130 24	W	1495	1944	2386	2688	2808	3120	3192	3456	3552	3672
	1176 25	W	1558	2025	2485	2800	2925	3250	3325	3600	3700	3825
Length (mm) No. of elements	1222 26	W	1620	2106	2584	2912	3042	3380	3458	3744	3848	3978
	1268 27	W	1682	2187	2684	3024	3159	3510	3591	3888	3996	4131
Length (mm) No. of elements	1314 28	W	1744	2268	2783	3136	3276	3640	3724	4032	4144	4284
	1360 29	W	1807	2349	2883	3248	3393	3770	3857	4176	4292	4437
Length (mm) No. of elements	1406 30	W	1869	2430	2982	3360	3510	3900	3990	4320	4440	4590
	1452 31	W	1931	2511	3081	3472	3627	4030	4123	4464	4588	4743
Length (mm) No. of elements	1498 32	W	1994	2592	3181	3584	3744	4160	4256	4608	4736	4896
	1544 33	W	2056	2673	3280	3696	3861	4290	4389	4752	4884	5049
Length (mm) No. of elements	1590 34	W	2118	2754	3380	3808	3978	4420	4522	4896	5032	5202
	1636 35	W	2181	2835	3479	3920	4095	4550	4655	5040	5180	5355
Length (mm) No. of elements	1682 36	W	2243	2916	3578	4032	4212	4680	4788	5184	5328	5508
	1728 37	W	2305	2997	3678	4144	4329	4810	4921	5328	5476	5661
Length (mm) No. of elements	1774 38	W	2367	3078	3777	4256	4446	4940	5054	5472	5624	5814
	1820 39	W	2430	3159	3877	4368	4563	5070	5187	5616	5772	5967
Length (mm) No. of elements	1866 40	W	2492	3240	3976	4480	4680	5200	5320	5760	5920	6120

6 Columns - Depth 230 mm - Output at Δt 50 °C - Data table for complete radiators with fitted connections

Height		870	885	900	1000	1200	1500	1800	2000	2200	2500	
Maximum number of elements		40	40	40	40	20	20	15	15	10	10	
Length (mm)	118	W	332	336	342	378	448	552	658	728	798	904
No. of elements	2											
Length (mm)	164	W	498	504	513	567	672	828	987	1092	1197	1356
No. of elements	3											
Length (mm)	210	W	664	672	684	756	896	1104	1316	1456	1596	1808
No. of elements	4											
Length (mm)	256	W	830	840	855	945	1120	1380	1645	1820	1995	2260
No. of elements	5											
Length (mm)	302	W	996	1008	1026	1134	1344	1656	1974	2184	2394	2712
No. of elements	6											
Length (mm)	348	W	1162	1176	1197	1323	1568	1932	2303	2548	2793	3164
No. of elements	7											
Length (mm)	394	W	1328	1344	1368	1512	1792	2208	2632	2912	3192	3616
No. of elements	8											
Length (mm)	440	W	1494	1512	1539	1701	2016	2484	2961	3276	3591	4068
No. of elements	9											
Length (mm)	486	W	1660	1680	1710	1890	2240	2760	3290	3640	3990	4520
No. of elements	10											
Length (mm)	532	W	1826	1848	1881	2079	2464	3036	3619	4004	4389	4972
No. of elements	11											
Length (mm)	578	W	1992	2016	2052	2268	2688	3312	3948	4368	4788	5424
No. of elements	12											
Length (mm)	624	W	2158	2184	2223	2457	2912	3588	4277	4732	5187	5876
No. of elements	13											
Length (mm)	670	W	2324	2352	2394	2646	3136	3864	4606	5096	-	-
No. of elements	14											
Length (mm)	716	W	2490	2520	2565	2835	3360	4140	4935	5460	-	-
No. of elements	15											
Length (mm)	762	W	2656	2688	2736	3024	3584	4416	5264	-	-	-
No. of elements	16											
Length (mm)	808	W	2822	2856	2907	3213	3808	4692	5593	-	-	-
No. of elements	17											
Length (mm)	854	W	2988	3024	3078	3402	4032	4968	5922	-	-	-
No. of elements	18											
Length (mm)	900	W	3154	3192	3249	3591	4256	5244	6251	-	-	-
No. of elements	19											
Length (mm)	946	W	3320	3360	3420	3780	4480	5520	6580	-	-	-
No. of elements	20											
Length (mm)	992	W	3486	3528	3591	3969	4704	-	-	-	-	-
No. of elements	21											
Length (mm)	1038	W	3652	3696	3762	4158	4928	-	-	-	-	-
No. of elements	22											
Length (mm)	1084	W	3818	3864	3933	4347	-	-	-	-	-	-
No. of elements	23											
Length (mm)	1130	W	3984	4032	4104	4536	-	-	-	-	-	-
No. of elements	24											
Length (mm)	1176	W	4150	4200	4275	4725	-	-	-	-	-	-
No. of elements	25											
Length (mm)	1222	W	4316	4368	4446	4914	-	-	-	-	-	-
No. of elements	26											
Length (mm)	1268	W	4482	4536	4617	5103	-	-	-	-	-	-
No. of elements	27											
Length (mm)	1314	W	4648	4704	4788	5292	-	-	-	-	-	-
No. of elements	28											
Length (mm)	1360	W	4814	4872	4959	5481	-	-	-	-	-	-
No. of elements	29											
Length (mm)	1406	W	4980	5040	5130	5670	-	-	-	-	-	-
No. of elements	30											
Length (mm)	1452	W	5146	5208	5301	5859	-	-	-	-	-	-
No. of elements	31											
Length (mm)	1498	W	5312	5376	5472	6048	-	-	-	-	-	-
No. of elements	32											
Length (mm)	1544	W	5478	5544	5643	6237	-	-	-	-	-	-
No. of elements	33											
Length (mm)	1590	W	5644	5712	5814	6426	-	-	-	-	-	-
No. of elements	34											
Length (mm)	1636	W	5810	5880	5985	6615	-	-	-	-	-	-
No. of elements	35											
Length (mm)	1682	W	5976	6048	6156	6804	-	-	-	-	-	-
No. of elements	36											
Length (mm)	1728	W	6142	6216	6327	6993	-	-	-	-	-	-
No. of elements	37											
Length (mm)	1774	W	6308	6384	6498	7182	-	-	-	-	-	-
No. of elements	38											
Length (mm)	1820	W	6474	6552	6669	7371	-	-	-	-	-	-
No. of elements	39											
Length (mm)	1866	W	6640	6720	6840	7560	-	-	-	-	-	-
No. of elements	40											

Multicolonna Hygiene

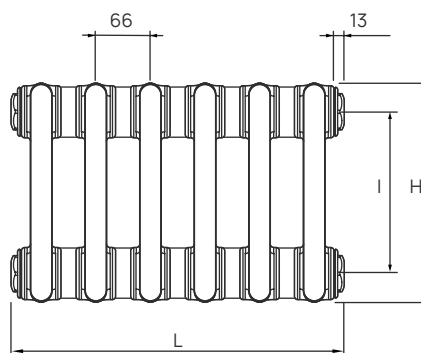


Image for illustrative purposes only

Technical Specifications

Material: Steel UNI EN 10130:2007
Vertical round tubes, 25 mm diameter
Element width: 66 mm
Laser-welded collectors
Manifold threading 1"1/4 G right or left
Operating pressure 10 bar
Test pressure 13 bar
Maximum operating temperature 110°C

Dimensions are in millimeters (mm)



H: height

l: pipe centre (H-70)

L: lengths with fitted connections elements x66 + 26

Columns	Height	Code	Pipe centre	Max Elements*	Weight	Capacity	Output Δt50°C		Output Δt42,5°C	Output Δt30°C	Output Δt20°C	Exp.
	H (mm)	Standard configuration	l (mm)	N.	Empty weight(kg)	L	W	Kcal/h	W	W	W	N.
2	500	0Q0H20500ee0000	430	40	0,9	0,7	41,0	35,3	30,9	21,5	12,5	1,265
	600	0Q0H20600ee0000	530	40	1,0	0,8	47,8	41,1	36,1	25,2	14,7	1,254
	685	0Q0H20685ee0000	615	40	1,1	0,8	54,1	46,5	40,8	28,4	16,6	1,260
	885	0Q0H20885ee0000	815	40	1,5	1,0	69,9	60,1	52,7	36,7	21,4	1,262
	900	0Q0H20900ee0000	830	40	1,5	1,0	71,1	61,1	53,6	37,3	21,8	1,262
	1000	0Q0H21000ee0000	930	40	1,6	1,1	79,2	68,1	59,8	41,7	24,4	1,257
	1500	0Q0H21500ee0000	1430	20	2,3	1,5	119,3	102,6	89,5	61,7	35,6	1,290
	1800	0Q0H21800ee0000	1730	20	2,7	1,7	144,2	124,0	107,7	73,9	42,3	1,309
	2000	0Q0H22000ee0000	1930	20	3,0	1,8	162,2	139,5	121,1	83,1	47,5	1,309
3	500	0Q0H30500ee0000	430	40	1,3	0,9	55,7	47,9	42,1	29,3	17,1	1,257
	600	0Q0H30600ee0000	530	40	1,5	1,0	65,0	55,9	49,2	34,4	20,2	1,246
	685	0Q0H30685ee0000	615	40	1,7	1,2	73,3	63,0	55,4	38,7	22,7	1,252
	885	0Q0H30885ee0000	815	40	2,2	1,4	94,5	81,3	71,4	49,7	29,0	1,259
	900	0Q0H30900ee0000	830	40	2,2	1,4	96,1	82,6	72,6	50,5	29,5	1,259
	1000	0Q0H31000ee0000	930	40	2,4	1,5	107,0	92,0	80,6	56,0	32,6	1,268
	1500	0Q0H31500ee0000	1430	20	3,4	2,1	161,6	139,0	121,5	84,1	48,7	1,279
	1800	0Q0H31800ee0000	1730	20	4,1	2,4	196,2	168,7	147,1	101,5	58,5	1,290
	2000	0Q0H32000ee0000	1930	20	4,5	2,6	220,8	189,9	165,6	114,2	65,9	1,290
4	500	0Q0H40500ee0000	430	40	1,6	1,2	73,7	63,4	55,7	38,8	22,7	1,256
	600	0Q0H40600ee0000	530	40	1,9	1,3	86,8	74,6	65,7	45,8	26,9	1,251
	685	0Q0H40685ee0000	615	34	2,1	1,5	98,2	84,4	74,2	51,7	30,2	1,257
	885	0Q0H40885ee0000	815	34	2,7	1,8	127,3	109,5	95,9	66,5	38,7	1,270
	900	0Q0H40900ee0000	830	34	2,7	1,8	129,6	111,4	97,6	67,7	39,4	1,271
	1000	0Q0H41000ee0000	930	34	3,0	2,0	144,7	124,4	108,7	75,2	43,5	1,281
	1500	0Q0H41500ee0000	1430	20	4,5	2,8	217,6	187,1	162,1	110,9	63,2	1,319
	1800	0Q0H41800ee0000	1730	20	5,4	3,2	262,4	225,6	194,6	132,4	74,8	1,339
	2000	0Q0H42000ee0000	1930	20	5,9	3,5	293,9	252,7	218,4	149,0	84,4	1,330
5	500	0Q0H50500ee0000	430	38	2,0	1,5	87,9	75,6	66,5	46,5	27,3	1,247
	600	0Q0H50600ee0000	530	38	2,4	1,7	103,8	89,3	78,5	54,8	32,1	1,250
	685	0Q0H50685ee0000	615	31	2,7	1,8	117,1	100,7	88,5	61,7	36,1	1,255
	885	0Q0H50885ee0000	815	31	3,4	2,2	151,0	129,8	113,7	78,9	45,9	1,271
	900	0Q0H50900ee0000	830	31	3,4	2,2	153,6	132,1	115,6	80,2	46,6	1,272
	1000	0Q0H51000ee0000	930	31	3,8	2,4	170,9	146,9	128,7	89,3	51,9	1,270
	1500	0Q0H51500ee0000	1430	17	5,6	3,4	255,9	220,0	192,3	133,0	77,0	1,281
	1800	0Q0H51800ee0000	1730	15	6,6	4,0	308,4	265,2	231,8	160,4	92,9	1,280
	2000	0Q0H52000ee0000	1930	15	7,3	4,4	345,2	296,8	259,5	179,6	104,0	1,279
6	500	0Q0H60500ee0000	430	34	2,4	1,7	106,5	91,6	80,2	55,6	32,3	1,272
	600	0Q0H60600ee0000	530	34	2,8	1,9	125,7	108,1	94,9	66,0	38,5	1,261
	685	0Q0H60685ee0000	615	27	3,1	2,1	142,1	122,2	107,0	74,2	43,1	1,273
	885	0Q0H60885ee0000	815	27	4,0	2,6	183,1	157,4	137,3	94,8	54,7	1,289
	900	0Q0H60900ee0000	830	27	4,1	2,6	186,3	160,2	139,7	96,4	55,6	1,290
	1000	0Q0H61000ee0000	930	27	4,5	2,9	207,6	178,5	155,3	106,8	61,3	1,301
	1500	0Q0H61500ee0000	1430	13	6,6	4,1	309,4	266,0	230,0	156,9	89,0	1,329
	1800	0Q0H61800ee0000	1730	13	7,8	4,8	371,6	319,5	276,2	188,4	106,8	1,330
	2000	0Q0H62000ee0000	1930	10	8,7	5,3	414,9	356,7	308,4	210,4	119,3	1,329

ee = number of elements

* For Multicolonna configurations with elements larger than those indicated in the table, please refer to the nipple page

Multicolonna Integrato

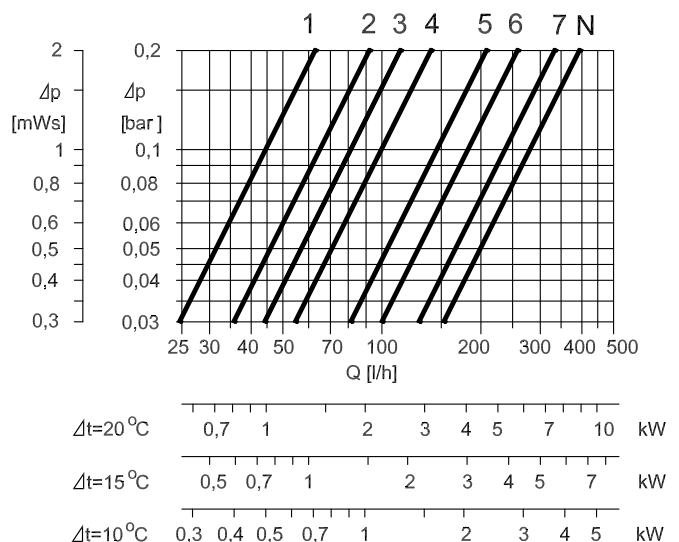
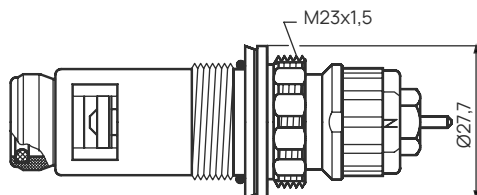
The Multicolonna Integrato radiator features automatic regulation of water flow based on the desired room temperature. This is made possible by the factory-installed M23x1.5 thermostatic valve, designed to accommodate a thermostatic head.



Image for illustrative purposes only

Pressure Loss and Valve Adjustment

The setting value for the thermostatic insert should be determined using the flow rate (Q, expressed in kg/h) pressure loss (p, expressed in bar or kPa) diagrams. Starting from the system's set temperature and the radiator's power (standard output according to EN442), the intersection with the pressure loss value on the horizontal axis determines the closest kv value for setting the insert (e.g., position 3 or 4). Radiators with valves are supplied with the insert set to position N (valve fully open). Each Multicolonna includes instructions for adjusting the thermostatic insert in the packaging. The Multicolonna Integrato must NOT be tested with the valve closed, as the pressure piston could be damaged.



Technical Specifications

Material: Steel UNI EN 10130:2007
 Vertical round tubes, 25 mm diameter
 Element width: 46 mm
 Laser-welded collectors
 Manifold threading 1 1/4 G right or left
 Operating pressure 10 bar
 Test pressure 13 bar
 Maximum operating temperature 110°C

3/4" male thread



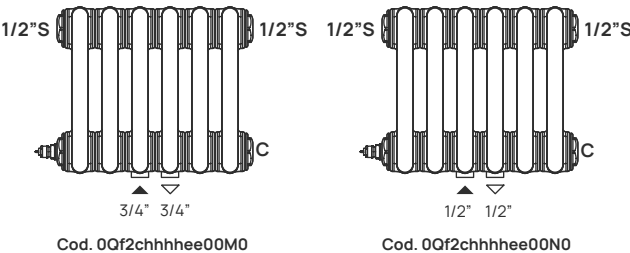
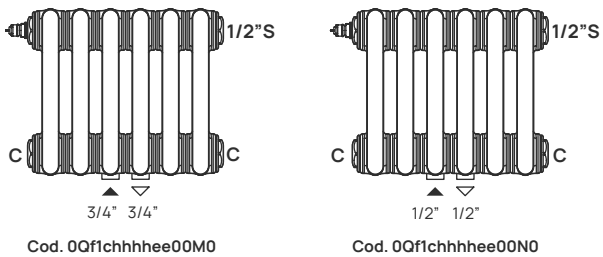
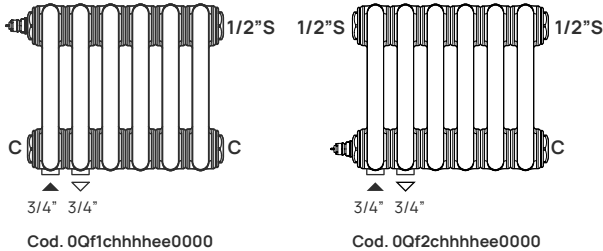
1/2" female thread



Code	Valve position
Standard Configuration	
0Q01chhhhee0000 0Q02chhhhee0000 0Q01chhhhee00M0 0Q02chhhhee00M0 0Q01chhhhee00N0 0Q02chhhhee00N0	With integrated valve – upper (side connection internal Ø 50 mm, 3/4" external thread) With integrated valve – lower (side connection internal Ø 50 mm, 3/4" external thread) With integrated valve – upper (central connection, 3/4" external thread) With integrated valve – lower (central connection, 3/4" external thread) With integrated valve – upper (central connection, 1/2" internal thread) With integrated valve – lower (central connection, 1/2" internal thread)

c = number of columns / hhh = height / ee = number of elements

Configuration



Connections and Standard Supply for Side Connection Internal Ø 50 mm

The Multicolonna Integrato with upper valve is supplied in the following configurations:

- 2 x 3/4" external threaded connections prepared for Eurocones with 50 mm centres
- 2 pre-fitted blind plugs
- 1 pre-fitted 1/2" air vent

Connections and Standard Supply for Side Connection Internal Ø 50 mm

The Multicolonna Integrato with lower valve is supplied in the following configurations:

- 2 x 3/4" external threaded connections prepared for Eurocones with 50 mm centres
- 1 pre-fitted blind plug
- 2 pre-fitted 1/2" air vents

Connections and Standard Supply for Central Connection Internal Ø 50 mm

The Multicolonna Integrato with upper valve is supplied in the following configurations:

- 2 x 3/4" external threaded connections prepared for Eurocones with 50 mm centres
 - 2 pre-fitted blind plugs
 - 1 pre-fitted 1/2" air vent
- or
- 2 x 1/2" internal threaded connections with 50 mm centres
 - 2 pre-fitted blind plugs
 - 1 pre-fitted 1/2" air vent

Connections and Standard Supply for Central Connection Internal Ø 50 mm

The Multicolonna Integrato with lower valve is supplied in the following configurations:

- 2 x 3/4" external threaded connections prepared for Eurocones with 50 mm centres
 - 1 pre-fitted blind plug
 - 2 pre-fitted 1/2" air vents
- or
- 2 x 1/2" internal threaded connections with 50 mm centres
 - 1 pre-fitted blind plug
 - 2 pre-fitted 1/2" air vents²

Central connection is only available for models with an even number of elements.

Multicolonna code

The Multicolonna code is a descriptive code. The first two positions 0Q and the last position 0 are fixed.

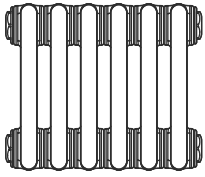
By combining numbers and letters, it is possible to create the desired model by selecting the color, model, number of columns, height, number of elements, and hydronic connection configuration according to the following table:

Color	Model	Number of columns	Height	Number of elements	Hydronic configuration and connections		
0Q	F	M	c	hhhh	ee	AAA	0

Code		Model
0Q		Multicolonna
F	= 0	White color
	= 1	Colored - see table in the Finishes section
M	= 0	Standard
	= 1	With integrated valve - upper
	= 2	With integrated valve - lower
	= A	90° version
	= F	Welded feet
	= H	Hygiene
c	= R	Arched version
	= 2	Columns
	= 3	Columns
	= 4	Columns
	= 5	Columns
	= 6	Columns
hhhh		Height from 300 to 2500 mm
ee		Number of elements
AAA		Hydronic configurations and connections
0		

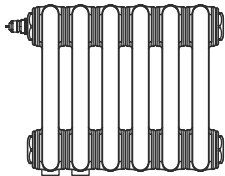
Model - 0QFMChhhheeAAA0

M0 - Standard

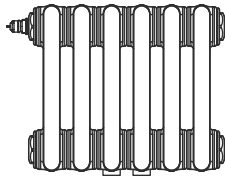


M1 - With integrated valve - upper

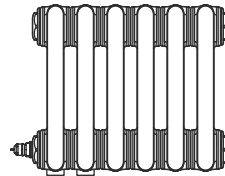
M2 - With integrated valve - lower



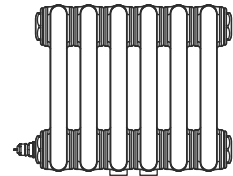
Side connection



Center connection

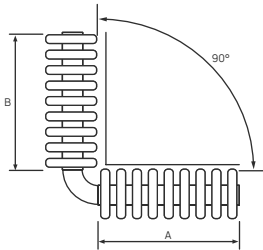


Side connection

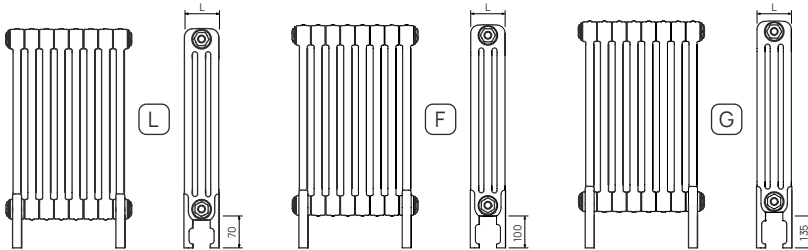


Center connection

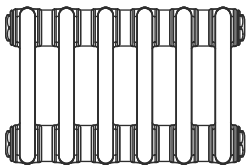
MA - 90° version



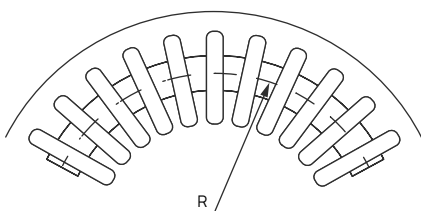
ML / F / G - Welded feet



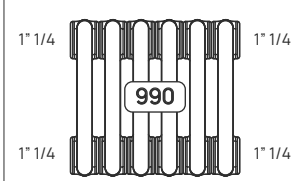
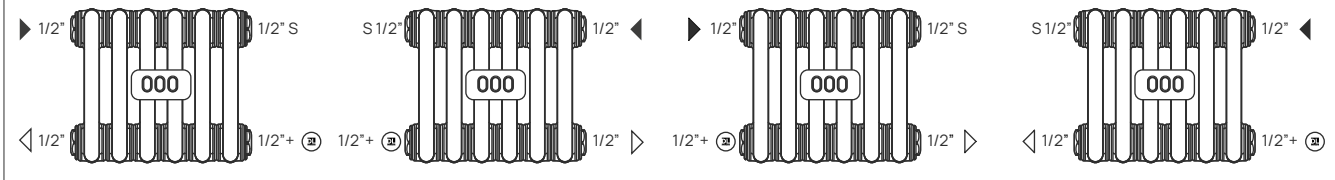
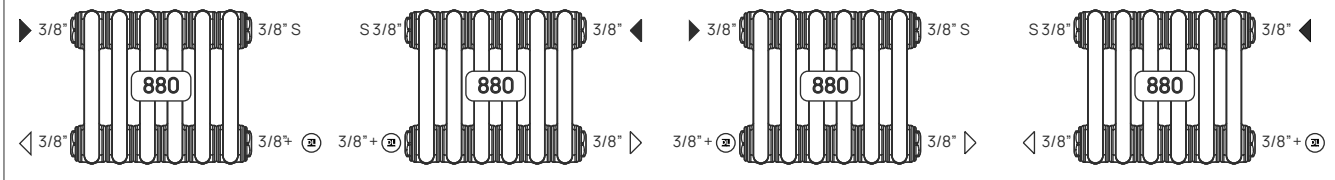
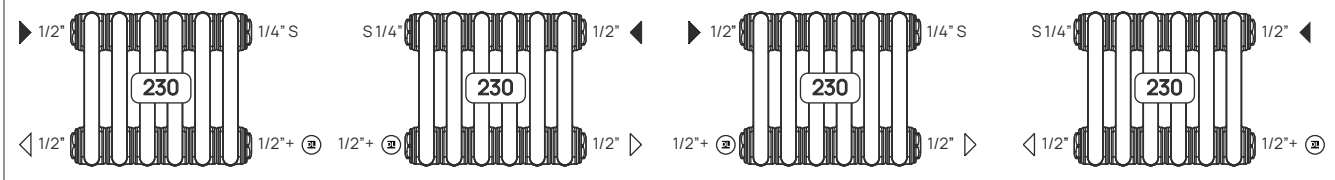
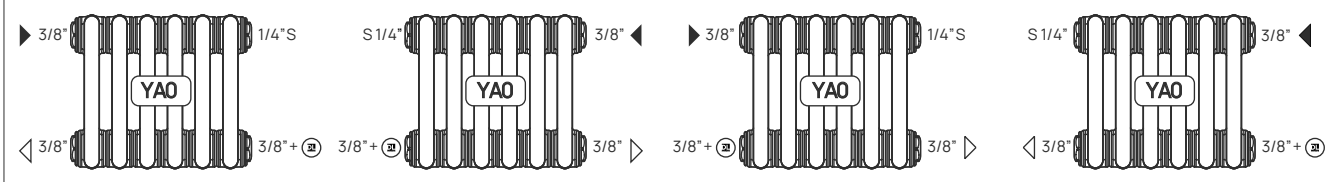
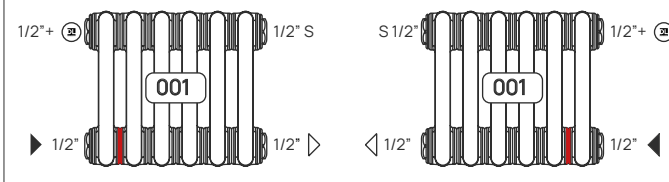
MH - Hygiene



MR - Arched version



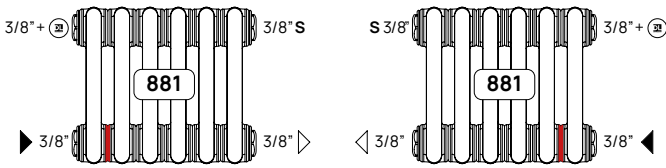
Hydronic configurations and connections- 0QFMChhheeAAA0

<p>990</p> <p>Version requiring on-site nipple fitting</p> 	<p>S Air vent (not included in the supply)</p> <p>▶ Inlet</p> <p>◁ Outlet</p> <p>C Blind plug</p> <p>▬ Pre-fitted baffle</p> <p>⊕ RADIATORS cover for 1/2" blind plug</p> <p>○ Cover for 1/2" blind plug</p>
<p>000</p> <p>Standard configuration</p> 	
<p>880</p> 	
<p>230</p> 	
<p>YAO</p> 	
<p>001</p> <p>Bottom/bottom opposite side – standard 1/2" internal threaded connections</p> 	

Hydronic configurations and connections - 0QFMChhheeAAA0

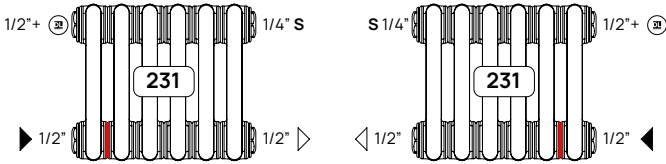
881

Bottom/bottom opposite side – standard 3/8" internal threaded connections



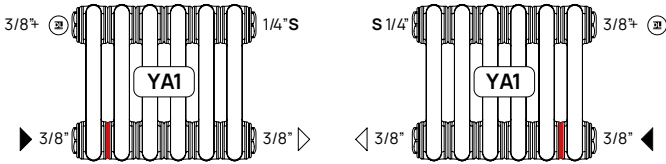
231

Bottom/bottom opposite side – standard 1/2" internal threaded connections



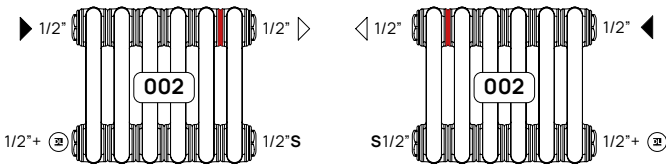
YA1

Bottom/bottom opposite side – standard 3/8" internal threaded connections



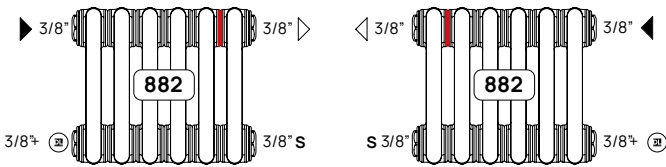
002

Top/top opposite side – standard 1/2" internal threaded connections



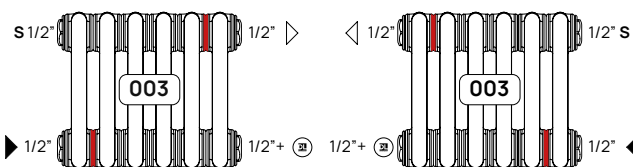
882

Top/top opposite side – standard 3/8" internal threaded connections



003

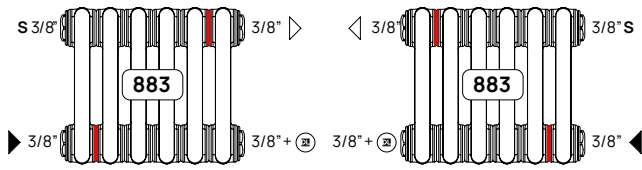
Bottom/bottom opposite side – standard 1/2" internal threaded connections



Hydronic configurations and connections - 0QFMChhhheeAAA0

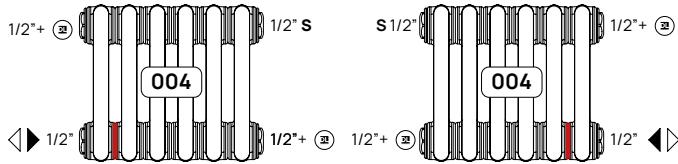
883

Bottom/top opposite side – standard 3/8" internal threaded connections



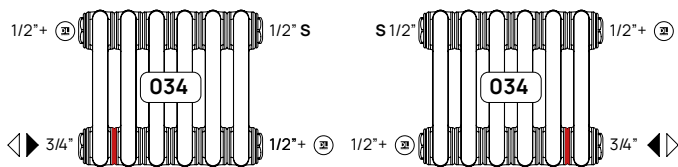
004

Side connections – standard 1/2" internal threaded connection



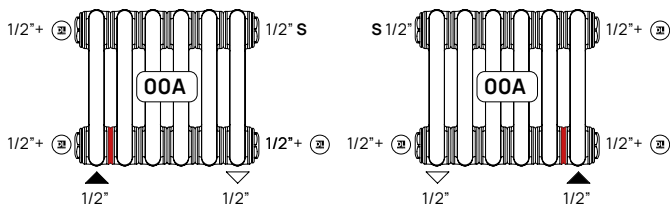
034

Side connections – standard 3/4" internal threaded connection



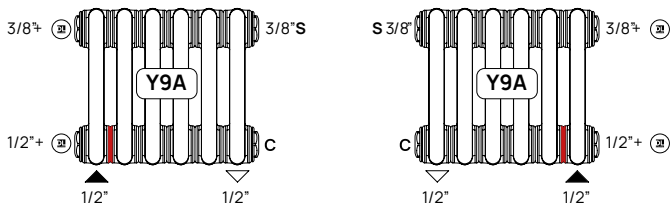
00A

Bottom/bottom lower perpendicular connections – standard 1/2" internal threaded connections



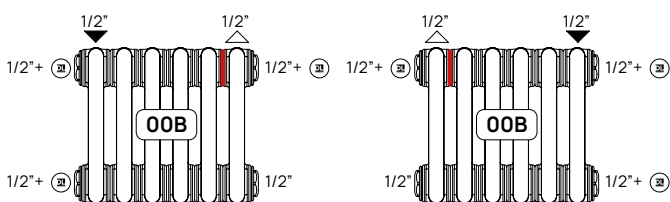
Y9A

Bottom/bottom lower perpendicular connections – standard 1/2" internal threaded connections



00B

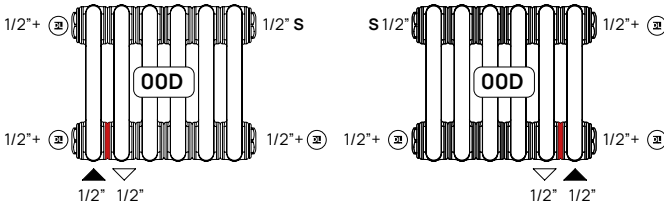
Top/top upper perpendicular connections – standard 1/2" internal threaded connections



Hydronic configurations and connections - 0QFMChhheeAAA0

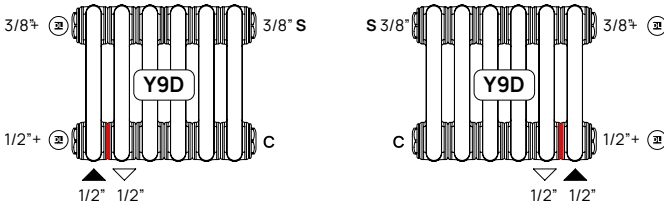
00D

Lower connection, 50 mm centre distance - 1/2" internal threaded connections



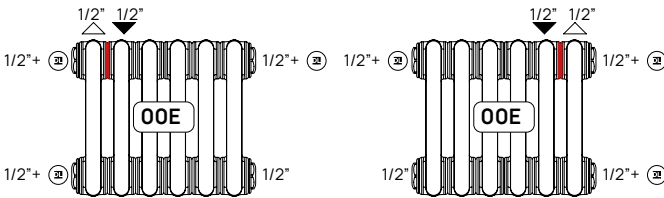
Y9D

Lower connection with 50 mm centre distance - 1/2" internal threaded connections



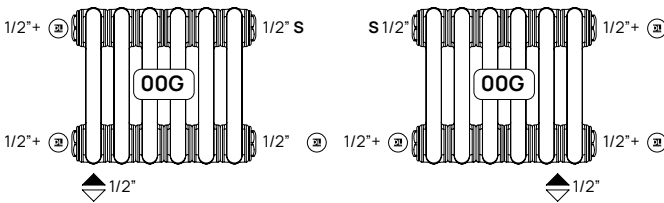
00E

Upper connection with 50 mm centre distance - 1/2" internal threaded connections



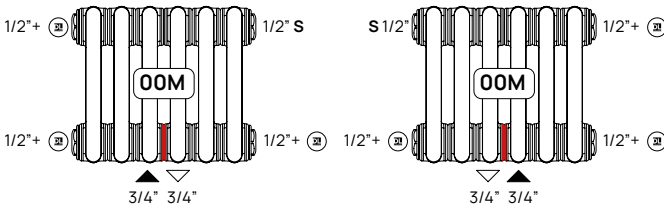
00G

Lower connection - 1/2" internal threaded connections



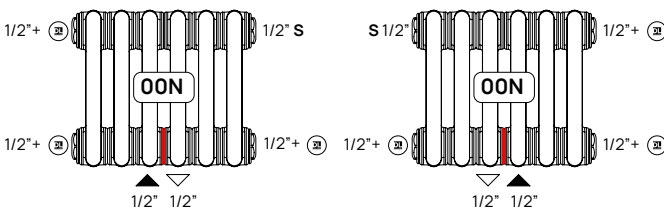
00M

Central connection - 3/4" external threaded central connection with 50 mm centre distance (only for models with an even number of elements)



00N

Central connection - 1/2" internal threaded central connection with 50 mm centre distance (only for models with an even number of elements)



Recommended number of brackets/feet for installation

2 columns		Height																							
No. of elements	300	400	500	510	550	570	600	610	670	685	750	770	800	870	885	900	910	1000	1200	1500	1800	2000	2200	2500	
from 2 to 19	2	2	2	2	2	2	2	2	2	2	2	2	2	2	2	2	2	2	2	2	2	2	2	2	
from 20 to 40	3	3	3	3	3	3	3	3	3	3	3	3	3	3	3	3	3	3	3	3	3	3	3	3	
3 columns		Height																							
No. of elements	300	400	500	510	550	570	600	610	670	685	750	770	800	870	885	900	910	1000	1200	1500	1800	2000	2200	2500	
from 2 to 14	2	2	2	2	2	2	2	2	2	2	2	2	2	2	2	2	2	2	2	2	2	2	2	2	
from 15 to 19	2	2	2	2	2	2	2	2	2	2	2	2	2	2	2	2	2	2	2	2	2	2	3	3	
from 20 to 30	3	3	3	3	3	3	3	3	3	3	3	3	3	3	3	3	3	3	3	3	3	3	4	-	
from 31 to 40	3	3	3	3	3	3	3	3	3	3	3	3	3	3	3	3	3	3	-	-	-	-	-	-	
4 columns		Height																							
No. of elements	300	400	500	510	550	570	600	610	670	685	750	770	800	870	885	900	910	1000	1200	1500	1800	2000	2200	2500	
from 2 to 16	2	2	2	2	2	2	2	2	2	2	2	2	2	2	2	2	2	2	2	2	2	3	3	3	
from 17 to 19	2	2	2	2	2	2	2	2	2	2	2	2	2	2	2	2	2	2	2	2	3	3	3	3	
20	3	3	3	3	3	3	3	3	3	3	3	3	3	3	3	3	3	3	3	3	3	3	3	4	
from 21 to 26	3	3	3	3	3	3	3	3	3	3	3	3	3	3	3	3	3	3	3	3	3	4	4	-	
from 27 to 30	3	3	3	3	3	3	3	3	3	3	3	3	3	3	3	3	3	3	3	3	4	4	5	-	
from 31 to 40	3	3	3	3	3	3	3	3	3	3	3	3	3	3	3	3	3	3	-	-	-	-	-	-	
5 columns		Height																							
No. of elements	300	400	500	510	550	570	600	610	670	685	750	770	800	870	885	900	910	1000	1200	1500	1800	2000	2200	2500	
from 2 to 12	2	2	2	-	-	2	2	-	2	2	2	2	2	2	2	2	-	2	2	2	2	2	2	2	
from 13 to 15	2	2	2	-	-	2	2	-	2	2	2	2	2	2	2	2	-	2	2	2	3	3	3	3	
from 16 to 19	2	2	2	-	-	2	2	-	2	2	2	2	2	2	2	2	-	2	2	3	3	3	-	-	
from 20 to 25	3	3	3	-	-	3	3	-	3	3	3	3	3	3	3	3	-	3	3	4	4	4	-	-	
from 26 to 30	3	3	3	-	-	3	3	-	3	3	3	3	3	3	3	3	-	3	3	-	-	-	-	-	
from 31 to 35	3	3	3	-	-	3	3	-	3	3	3	3	3	3	3	3	-	3	-	-	-	-	-	-	
from 36 to 40	3	3	3	-	-	3	3	-	3	3	3	3	3	3	3	4	-	4	-	-	-	-	-	-	
6 columns		Height																							
No. of elements	300	400	500	510	550	570	600	610	670	685	750	770	800	870	885	900	910	1000	1200	1500	1800	2000	2200	2500	
from 2 to 10	2	2	2	-	-	2	2	-	2	2	2	2	2	2	2	2	-	2	2	2	2	2	3	3	
from 11 to 13	2	2	2	-	-	2	2	-	2	2	2	2	2	2	2	2	-	2	2	2	3	3	3	3	
from 14 to 15	2	2	2	-	-	2	2	-	2	2	2	2	2	2	2	2	-	2	2	3	3	3	-	-	
from 16 to 19	2	2	2	-	-	2	2	-	2	2	2	2	2	2	2	2	-	2	3	3	4	-	-	-	
20	3	3	3	-	-	3	3	-	3	3	3	3	3	3	3	3	-	3	3	3	4	-	-	-	
from 21 to 25	3	3	3	-	-	3	3	-	3	3	3	3	3	3	3	3	-	3	3	-	-	-	-	-	
from 26 to 30	3	3	3	-	-	3	3	-	3	3	3	3	3	3	3	3	-	3	4	-	-	-	-	-	
from 31 to 36	3	3	3	-	-	3	3	-	3	3	3	3	3	3	3	4	-	4	-	-	-	-	-	-	
from 37 to 38	3	3	3	-	-	3	3	-	3	3	3	3	4	4	4	4	-	4	-	-	-	-	-	-	
from 39 to 40	4	4	4	-	-	4	4	-	4	4	4	4	4	4	4	4	-	4	-	-	-	-	-	-	

Removable

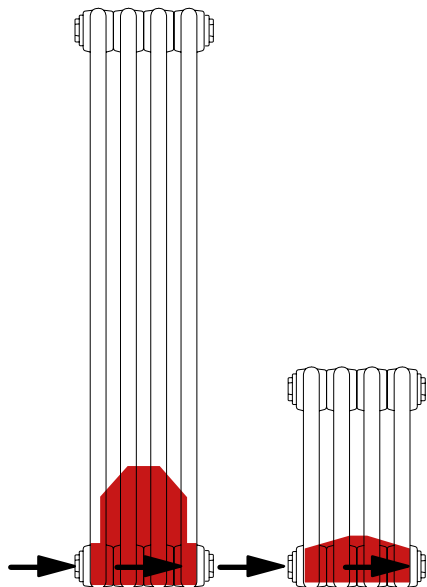
For opposite lower connections, certain precautions are necessary to maintain optimal thermal performance, especially with tall and/or short radiators. In this case, the water flow heats the radiator unevenly, so it is advisable to install a flow diverter at the inlet to direct the water towards the areas of the radiator that would otherwise remain cold.

The movable diverter tested by RADIATORS has a cylindrical structure with two holes at the end and a 1/2" thread for easy installation.

Warning: Maximum tightening torque is 40 Nm.

For the mounting kit, see page 218.

Example where the use of the removable flow diverter is recommended.

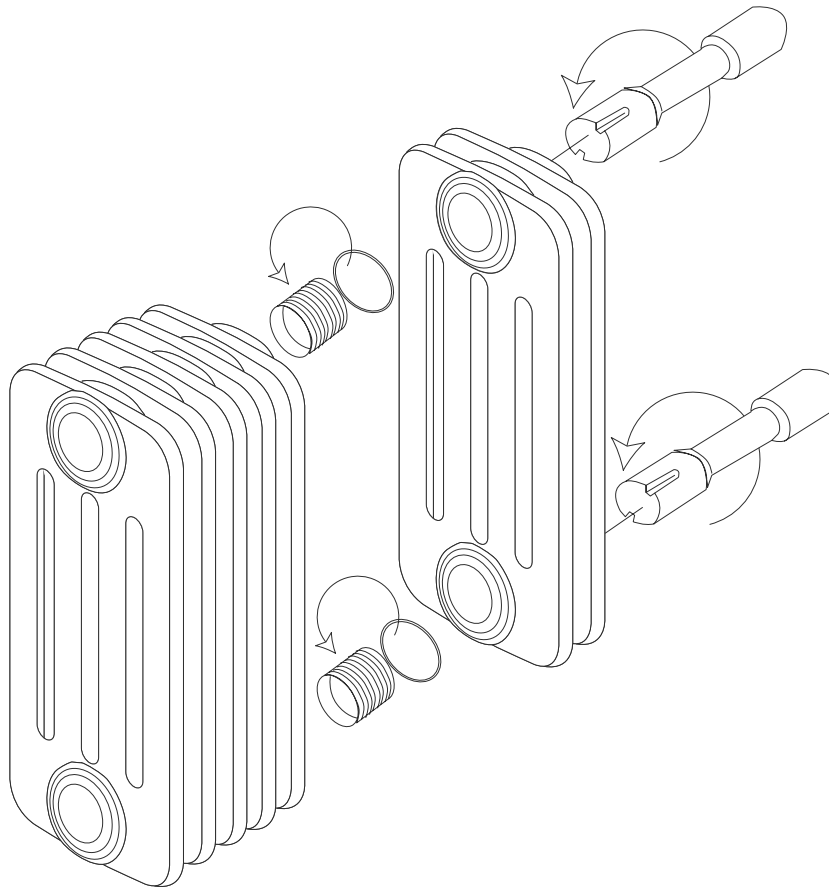


Nipple assembly

It is possible to order a Multicolonna radiator as a single, factory-assembled unit, up to a maximum number of elements depending on the height and number of columns. If this limit is exceeded, the radiator will be supplied in separate blocks and must be assembled on-site using nipple jointing. For the maximum number of elements per assembly, refer to pages 12, 16, 20, 24, and 28. The minimum block size for assembly is 2 elements. Two or more blocks can be joined together. The maximum tightening torque for nipple-assembled radiators must not exceed 165 Nm. Two or more blocks can be joined together. The maximum tightening torque for nipple-assembled radiators must not exceed 165 Nm. For proper nipple jointing, use only accessories from the RADIATORS.

Code	Description
730Q002000	2 Nipples with 2 gaskets
730Q001800	1"1/4 to 1/2" reducers (left side) 1"1/4 to 1/2" reducers (right side) Blind plug Air vent
550Q003100	Plastic wrench for fitting plugs
550Q864800	wrench for nipple jointing key

All Multicolonna models with a number of elements exceeding the limits specified in the catalogue must be assembled on-site using nipple jointing. Thanks to the special silicone gasket positioned within the movable ring during assembly the joint between sections remains virtually invisible.



730Q002000



550Q003100



550Q864800



730Q001800

Plattella



C4 Compact



V6 L



V6 C



V8



C4 Hygiene



V6 Hygiene



C6 Vertical

Linear

STEEL PANEL



C4 Compact



V6 L



V6 C



V8



C4 Hygiene




V6 Hygiene




C6 Vertical

Plattella

Technical Specifications

	Plattella						
	C4 Compact	V6 L	V6 C	V8	C4 Hygiene	V6 Hygiene	C6 Vertical
Models	11-21-22-33	11-21-22-33	11-21-22-33	11-21-22-33	10-20-30	10-20-30	10-20-21-22
Top grille	✓	✓	✓	✓	-	-	✓
Side panels	✓	✓	✓	✓	-	-	✓ 20-21-22
Number of connections	4 x \varnothing 1/2	4 x \varnothing 1/2 + 2 x \varnothing 3/4	4 x \varnothing 1/2 + 2 x \varnothing 3/4	4 x \varnothing 1/2 + 4 x \varnothing 3/4	4 x \varnothing 1/2	4 x \varnothing 1/2 + 2 x \varnothing 3/4	4 x \varnothing 1/2 + 2 x \varnothing 1/2
Plugs and air vent	✓	-	-	✓	✓	-	✓
Thermostatic insert	-	Orderable separately	Orderable separately	Orderable separately	-	Orderable separately	-
Welded rear supports	✓	✓ 11	✓ 11	✓ 11	✓	✓ 10	✓
Mounting brackets	✓	-	-	✓	✓ 20-30	-	✓
Operating pressure:	10 bar	10 bar	10 bar	10 bar	10 bar	10 bar	10 bar
Maximum operating temperature	110 °C	110 °C	110 °C	110 °C	110 °C	110 °C	110 °C
	-	-	-	-	-	-	-
15 years warranty	✓	✓	✓	✓	✓	✓	✓

Technical Specifications

	Linear						
	C4 Compact	V6 L	V6 C	V8	C4 Hygiene	V6 Hygiene	C6 Vertical
Models	11-20-21-22-33	11-21-22-33	11-21-22-33	11-21-22-33	10-20-30	10-20-30	10-20-21-22
Top grille	✓	✓	✓	✓	-	-	✓
Side panels	✓	✓	✓	✓	-	-	✓ 20-21-22
Number of connections	4 x $\varnothing 1/2$	4 x $\varnothing 1/2$ + 2 x $\varnothing 3/4$	4 x $\varnothing 1/2$ + 2 x $\varnothing 3/4$	4 x $\varnothing 1/2$ + 4 x $\varnothing 3/4$	4 x $\varnothing 1/2$	4 x $\varnothing 1/2$ + 2 x $\varnothing 3/4$	4 x $\varnothing 1/2$ + 2 x $\varnothing 1/2$
Plugs and air vent	-	-	-	✓	-	-	✓
Thermostatic insert	-	Orderable separately	Orderable separately	Orderable separately	-	Orderable separately	-
Welded rear supports	✓	✓ 11	✓ 11	✓ 11	✓	✓ 10	✓
Mounting brackets	-	-	-	✓	-	-	✓
Operating pressure:	10 bar	10 bar	10 bar	10 bar	10 bar	10 bar	10 bar
Maximum operating temperature	110 °C	110 °C	110 °C	110 °C	110 °C	110 °C	110 °C
	✓	✓	✓	✓	✓	✓	✓
15 years warranty	✓	✓	✓	✓	✓	✓	✓

Nordic essentiality and minimalist lines:

Plattella enhances and warms even the most classically styled spaces, combining technological innovation with energy efficiency



Plattella Range

Plattella is defined by its sober, linear, and timeless aesthetic, designed to heat environments of varying styles and functions.

With its versatile design, these panel radiators combine high energy efficiency with the ability to operate using medium- to low-temperature heat sources.

The use of premium quality steel, cutting-edge production processes, high-gloss and durable coatings, and rigorous testing are just some of the features that make this range a benchmark for reliability and versatility.

Plattella is available in the following models:

- C4 Compact with 4 lateral connections
- V6 L with bottom lateral connection and 4 additional ports
- V6 C with bottom central connection and 4 additional ports
- V8 with bottom lateral, bottom central, and 4 lateral connections
- C4 Hygiene and V6 Hygiene, designed for easy cleaning without compromising thermal output
- C6 Vertical, with 6 connections, available in heights from 1400 to 2400 mm and widths from 300 to 900 mm

Innovation

RADIATORS offers the largest MADE IN ITALY range of panel radiators, confirming its leadership in this product category worldwide.

Quality and Performance

Manufactured through highly automated pressing and welding processes, optimized for convective flow efficiency, the plattella range stands out for features such as rounded corners and screwed-on side panels.

Painting

The panels feature a high-quality paint finish achieved through an industrial process derived from the automotive sector.

The painting process is carried out in three stages:

- Hot degreasing and phosphating
- Cataphoresis immersion primer coating, which ensures uniform color application on both the inner and outer surfaces of the radiator, followed by curing at 185°C
- Final epoxy powder coating and oven curing at 170°C, giving the panels a smooth and glossy finish

The standard color is White RAL 9016, in compliance with DIN 55900.

Certifications and Compliance Marks

The plate convectors are CE certified.

For additional information about RAL and NF certification get on the list of technical data by scanning the QR code.



Or contact info.dlr@radiators-spa.it

Warranty

Thanks to its high-quality standards and the implementation of automated control systems, RADIATORS is the only company able to offer a 15 years warranty on its hydronic products.

PLATTELLA C4 Compact



Image for illustrative purposes only

Technical specifications

Material: Steel UNI EN 10130:2007

Channel pitch: 33,33 mm

Connection thread: 1/2" G

Operating pressure: 10 bar

Test pressure: 13 bar

Maximum operating temperature: 110°C

Three-phase painting process:

- Hot pretreatment and phosphating
- Cathoretic immersion primer coating
- Final epoxy powder finish for aesthetics

Connections and Standard Supply

Plattella compact is supplied with:

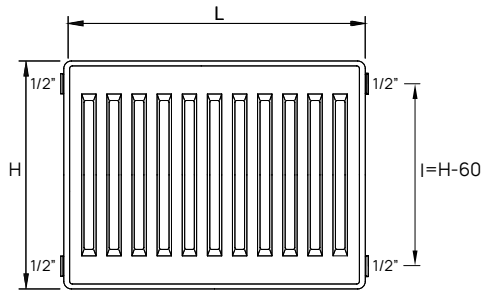
- Top grille
- Screwed side panels for increased safety
- 4 x 1/2" connections and 1 installation kit including:
 - GB model brackets
 - 1 x blind plug 1/2"
 - 1 x 1/2" air vent
 - Screws and wall plugs

The product is delivered with pre-mounted plastic caps, which must be removed before installation and replaced with the supplied plugs.

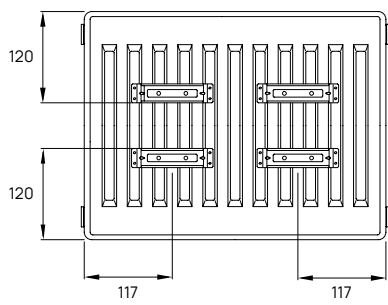


PLATTELLA C4 Compact

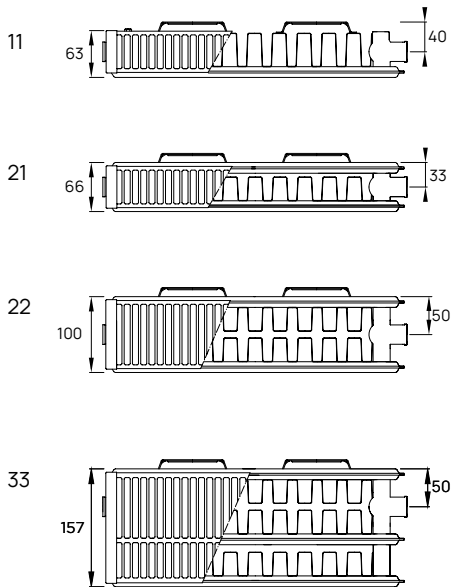
Front view



Rear view



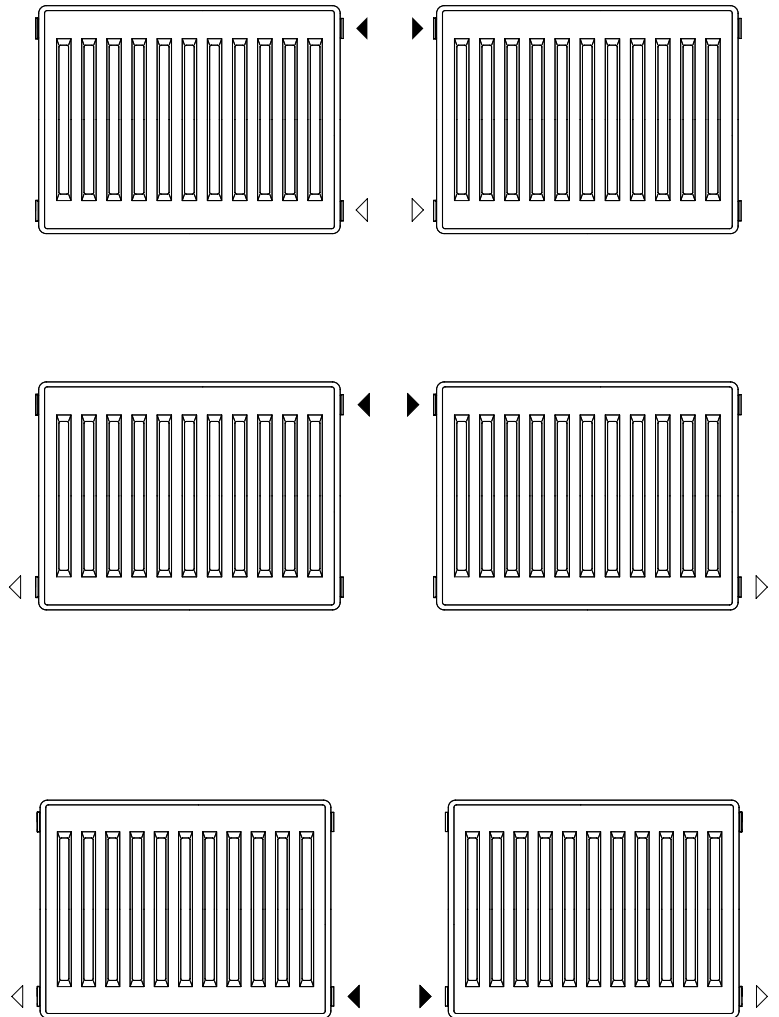
Top view



Available configurations

◀ Inlet

◁ Outlet



Dimensions are expressed in mm

PLATTELLA C4 Compact

D = Depth | n = Exponent | L = Length | H = Height | I = Pipe center
Δt 50°C 75/65-20 W | **Δt 42,5°C** 70/55-20 W | **Δt 30°C** 55/45-20 W

H 300 - I=240 (mm)

Model	11 D = 63 mm				21 D = 66 mm				22 D = 100 mm				33 D = 157 mm			
	n	1,258			1,291			1,298			1,306					
L (mm)	code	Δt 50°C	Δt 42,5°C	Δt 30°C	code	Δt 50°C	Δt 42,5°C	Δt 30°C	code	Δt 50°C	Δt 42,5°C	Δt 30°C	code	Δt 50°C	Δt 42,5°C	Δt 30°C
400	0181243112	228	186	120	0181343112	293	238	152	0181543112	379	307	195	0181743112	540	437	277
500	0181243115	285	232	150	0181343115	367	297	190	0181543115	473	383	244	0181743115	675	546	346
600	0181243118	342	279	180	0181343118	440	357	228	0181543118	568	460	293	0181743118	810	655	416
700	0181243121	399	325	210	0181343121	513	416	265	0181543121	663	537	341	0181743121	945	764	485
800	0181243124	456	372	240	0181343124	587	476	303	0181543124	758	613	390	0181743124	1080	874	554
900	0181243127	513	418	270	0181343127	660	535	341	0181543127	852	690	439	0181743127	1215	983	624
1000	0181243130	570	464	300	0181343130	733	595	379	0181543130	947	767	488	0181743130	1350	1092	693
1100	0181243133	627	511	330	0181343133	807	654	417	0181543133	1042	843	537	0181743133	1485	1201	762
1200	0181243136	684	557	360	0181343136	880	714	455	0181543136	1136	920	585	0181743136	1621	1310	831
1400	0181243142	798	650	420	0181343142	1027	832	531	0181543142	1326	1073	683	0181743142	1891	1529	970
1600	0181243148	912	743	479	0181343148	1174	951	607	0181543148	1515	1227	780	0181743148	2161	1747	1108
1800	0181243154	1026	836	539	0181343154	1320	1070	683	0181543154	1704	1380	878	0181743154	2431	1966	1247
2000	0181243160	1140	929	599	0181343160	1467	1189	758	0181543160	1894	1533	976	0181743160	2701	2184	1386
2300	0181243169	1310	1068	689	0181343169	1687	1368	872	0181543169	2178	1764	1122	0181743169	3106	2512	1593
2600	0181243178	1481	1208	779	0181343178	1907	1546	986	0181543178	2462	1994	1268	0181743178	3511	2839	1801
3000	0181243190	1709	1393	899	0181343190	2200	1784	1138	0181543190	2841	2300	1463	0181743190	4051	3276	2078

Ready for delivery

H 400 - I=340 (mm)

Model	11 D = 63 mm				21 D = 66 mm				22 D = 100 mm				33 D = 157 mm			
	n	1,264			1,299			1,303			1,312					
L (mm)	code	Δt 50°C	Δt 42,5°C	Δt 30°C	code	Δt 50°C	Δt 42,5°C	Δt 30°C	code	Δt 50°C	Δt 42,5°C	Δt 30°C	code	Δt 50°C	Δt 42,5°C	Δt 30°C
400	0181244112	283	230	148	0181344112	363	294	187	0181544112	467	378	240	0181744112	666	538	341
500	0181244115	354	288	185	0181344115	454	367	234	0181544115	584	472	300	0181744115	833	673	426
600	0181244118	424	346	222	0181344118	545	441	280	0181544118	700	567	360	0181744118	1000	808	511
700	0181244121	495	403	260	0181344121	635	514	327	0181544121	817	661	420	0181744121	1166	942	597
800	0181244124	566	461	297	0181344124	726	588	374	0181544124	934	755	480	0181744124	1333	1077	682
900	0181244127	637	518	334	0181344127	817	661	421	0181544127	1050	850	540	0181744127	1500	1212	767
1000	0181244130	707	576	371	0181344130	908	735	467	0181544130	1167	944	600	0181744130	1666	1346	852
1100	0181244133	778	633	408	0181344133	998	808	514	0181544133	1284	1039	660	0181744133	1833	1481	937
1200	0181244136	849	691	445	0181344136	1089	882	561	0181544136	1400	1133	720	0181744136	1999	1615	1023
1400	0181244142	990	806	519	0181344142	1271	1029	654	0181544142	1634	1322	840	0181744142	2333	1885	1193
1600	0181244148	1132	921	593	0181344148	1452	1176	748	0181544148	1867	1511	960	0181744148	2666	2154	1364
1800	0181244154	1273	1037	667	0181344154	1634	1323	841	0181544154	2101	1700	1080	0181744154	2999	2423	1534
2000	0181244160	1414	1152	742	0181344160	1815	1470	935	0181544160	2334	1889	1200	0181744160	3332	2692	1704
2300	0181244169	1627	1325	853	0181344169	2088	1690	1075	0181544169	2684	2172	1379	0181744169	3832	3096	1960
2600	0181244178	1839	1497	964	0181344178	2360	1911	1215	0181544178	3034	2455	1559	0181744178	4332	3500	2216
3000	0181244190	2122	1728	1112	0181344190	2723	2205	1402	0181544190	3501	2833	1799	0181744190	4999	4038	2557

H 500 - I=440 (mm)

Model	11 D = 63 mm				21 D = 66 mm				22 D = 100 mm				33 D = 157 mm			
	n	1,270			1,306			1,307			1,318					
L (mm)	code	Δt 50°C	Δt 42,5°C	Δt 30°C	code	Δt 50°C	Δt 42,5°C	Δt 30°C	code	Δt 50°C	Δt 42,5°C	Δt 30°C	code	Δt 50°C	Δt 42,5°C	Δt 30°C
400	0181245112	337	274	176	0181345112	431	348	221	0181545112	554	448	284	0181745112	791	638	403
500	0181245115	421	343	220	0181345115	538	435	276	0181545115	693	560	355	0181745115	989	798	504
600	0181245118	505	411	264	0181345118	646	522	331	0181545118	832	672	426	0181745118	1187	958	605
700	0181245121	590	480	308	0181345121	753	609	387	0181545121	970	785	497	0181745121	1384	1117	706
800	0181245124	674	548	352	0181345124	861	696	442	0181545124	1109	897	569	0181745124	1582	1277	807
900	0181245127	758	617	396	0181345127	969	783	497	0181545127	1248	1009	640	0181745127	1780	1437	908
1000	0181245130	842	685	440	0181345130	1076	870	552	0181545130	1386	1121	711	0181745130	1978	1596	1008
1100	0181245133	927	754	484	0181345133	1184	957	607	0181545133	1525	1233	782	0181745133	2175	1756	1109
1200	0181245136	1011	822	528	0181345136	1292	1045	663	0181545136	1663	1345	853	0181745136	2373	1915	1210
1400	0181245142	1179	959	616	0181345142	1507	1219	773	0181545142	1941	1569	995	0181745142	2769	2235	1412
1600	0181245148	1348	1096	704	0181345148	1722	1393	884	0181545148	2218	1793	1137	0181745148	3164	2554	1614
1800	0181245154	1516	1233	792	0181345154	1937	1567	994	0181545154	2495	2017	1279	0181745154	3560	2873	1815
2000	0181245160	1685	1370	880	0181345160	2153	1741	1104	0181545160	2772	2241	1421	0181745160	3955	3192	2017
2300	0181245169	1937	1576	1012	0181345169	2475	2002	1270	0181545169	3188	2578	1635	0181745169	4549	3671	2319
2600	0181245178	2190	1781	1144	0181345178	2798	2263	1436	0181545178	3604	2914	1848	0181745178	5142	4150	2622
3000	0181245190	2527	2056	1321	0181345190	3229	2611	1657	0181545190	4158	3362	2132	0181745190	5933	4789	3025

Ready for delivery

PLATTELLA C4 Compact

H 600 - I=540 (mm)

Model	11 D = 63 mm				21 D = 66 mm				22 D = 100 mm				33 D = 157 mm			
n	1,276				1,313				1,312				1,324			
L (mm)	code	Δt 50°C	Δt 42,5°C	Δt 30°C	code	Δt 50°C	Δt 42,5°C	Δt 30°C	code	Δt 50°C	Δt 42,5°C	Δt 30°C	code	Δt 50°C	Δt 42,5°C	Δt 30°C
400	0181246112	391	318	204	0181346112	497	401	254	0181546112	643	520	329	0181746112	916	739	466
500	0181246115	489	397	255	0181346115	621	502	318	0181546115	804	650	411	0181746115	1145	923	582
600	0181246118	586	477	305	0181346118	745	602	381	0181546118	965	780	494	0181746118	1374	1108	699
700	0181246121	684	556	356	0181346121	870	702	445	0181546121	1126	910	576	0181746121	1603	1293	815
800	0181246124	782	635	407	0181346124	994	803	508	0181546124	1287	1040	658	0181746124	1832	1478	932
900	0181246127	880	715	458	0181346127	1118	903	572	0181546127	1448	1169	740	0181746127	2061	1662	1048
1000	0181246130	977	794	509	0181346130	1242	1003	635	0181546130	1608	1299	823	0181746130	2290	1847	1164
1100	0181246133	1075	874	560	0181346133	1367	1104	699	0181546133	1769	1429	905	0181746133	2520	2032	1281
1200	0181246136	1173	953	611	0181346136	1491	1204	762	0181546136	1930	1559	987	0181746136	2749	2216	1397
1400	0181246142	1368	1112	713	0181346142	1739	1405	889	0181546142	2252	1819	1152	0181746142	3207	2586	1630
1600	0181246148	1564	1271	815	0181346148	1988	1606	1016	0181546148	2573	2079	1316	0181746148	3665	2955	1863
1800	0181246154	1759	1430	916	0181346154	2236	1806	1143	0181546154	2895	2339	1481	0181746154	4123	3324	2096
2000	0181246160	1955	1589	1018	0181346160	2485	2007	1270	0181546160	3217	2599	1645	0181746160	4581	3694	2329
2300	0181246169	2248	1827	1171	0181346169	2857	2308	1461	0181546169	3699	2989	1892	0181746169	5268	4248	2678
2600	0181246178	2541	2065	1324	0181346178	3230	2609	1651	0181546178	4182	3378	2139	0181746178	5955	4802	3027
3000	0181246190	2932	2383	1527	0181346190	3727	3010	1905	0181546190	4825	3898	2468	0181746190	6871	5541	3493

Ready for delivery

H 900 - I=840 (mm)

Model	11 D = 63 mm				21 D = 66 mm				22 D = 100 mm				33 D = 157 mm			
n	1,288				1,343				1,343				1,361			
L (mm)	code	Δt 50°C	Δt 42,5°C	Δt 30°C	code	Δt 50°C	Δt 42,5°C	Δt 30°C	code	Δt 50°C	Δt 42,5°C	Δt 30°C	code	Δt 50°C	Δt 42,5°C	Δt 30°C
400	0181249112	558	453	289	0181349112	696	559	350	0181549112	927	745	467	0181749112	1307	1048	652
500	0181249115	697	566	361	0181349115	870	699	438	0181549115	1159	931	583	0181749115	1634	1310	815
600	0181249118	837	679	433	0181349118	1044	839	525	0181549118	1390	1118	700	0181749118	1961	1572	978
700	0181249121	976	792	505	0181349121	1218	979	613	0181549121	1622	1304	817	0181749121	2288	1834	1141
800	0181249124	1116	905	578	0181349124	1392	1119	701	0181549124	1854	1490	933	0181749124	2615	2096	1304
900	0181249127	1255	1018	650	0181349127	1566	1259	788	0181549127	2085	1676	1050	0181749127	2942	2358	1467
1000	0181249130	1395	1131	722	0181349130	1740	1398	876	0181549130	2317	1863	1167	0181749130	3268	2619	1630
1100	0181249133	1534	1244	794	0181349133	1914	1538	963	0181549133	2549	2049	1283	0181749133	3595	2881	1793
1200	0181249136	1674	1358	867	0181349136	2088	1678	1051	0181549136	2780	2235	1400	0181749136	3922	3143	1956
1400	0181249142	1953	1584	1011	0181349142	2436	1958	1226	0181549142	3244	2608	1633	0181749142	4576	3667	2282
1600	0181249148	2232	1810	1155	0181349148	2783	2237	1401	0181549148	3707	2980	1867	0181749148	5229	4191	2608
1800	0181249154	2511	2036	1300	0181349154	3131	2517	1576	0181549154	4171	3353	2100	0181749154	5883	4715	2934
2000	0181249160	2790	2263	1444	0181349160	3479	2797	1751	0181549160	4634	3725	2333	0181749160	6537	5239	3260
2300	0181249169	3208	2602	1661	0181349169	4001	3216	2014	0181549169	5329	4284	2683	0181749169	7517	6025	3749
2600	0181249178	3627	2941	1878	0181349178	4523	3636	2277	0181549178	6024	4843	3033	0181749178	8498	6811	4238
3000	0181249190	4185	3394	2166	0181349190	5219	4195	2627	0181549190	6951	5588	3500	0181749190	9805	7858	4890

Ready for delivery

PLATTELLA V6 L



Image for illustrative purposes only

Technical specifications

Material: Steel UNI EN 10130:2007

Channel pitch: 33,33 mm

Connection thread: 1/2" G - 3/4" G

Operating pressure: 10 bar

Test pressure: 13 bar

Maximum operating temperature: 110°C

Three-phase painting process:

- Hot pretreatment and phosphating
- Cathoretic immersion primer coating
- Final epoxy powder finish for aesthetics

Connections and Standard Supply

The Plattella with right side connection is supplied with:

- Top grille
- Screwed side panels for increased safety
- 4 x 1/2" side connections
- 2 x 3/4" bottom connections, external thread, pipe center 50 mm

The product comes with pre-mounted plastic caps that must be removed before installation and replaced if necessary with plugs that can be purchased separately.

Models 21, 22, 33: Fixing kit F7 including 2 blind plugs 1/2" and 1 air vent 1/2", not included in the supply but available to order separately.

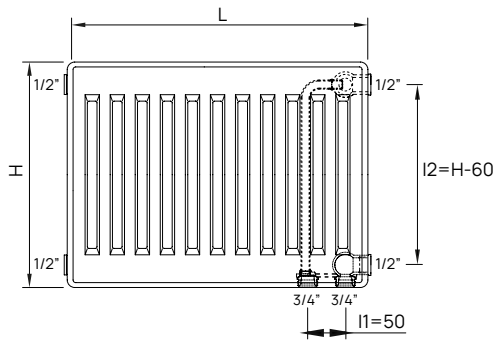
Model 11: Fixing kit GB1 including 1 blind plug 1/2" and 1 air vent 1/2", not included in the supply but available to order separately.

Mono or Dual-Pipe Valve, thermostatable insert, thermostatic head, copper or plastic fittings available in the accessories section.

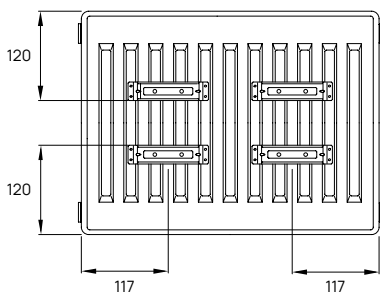


PLATTELLA V6 L

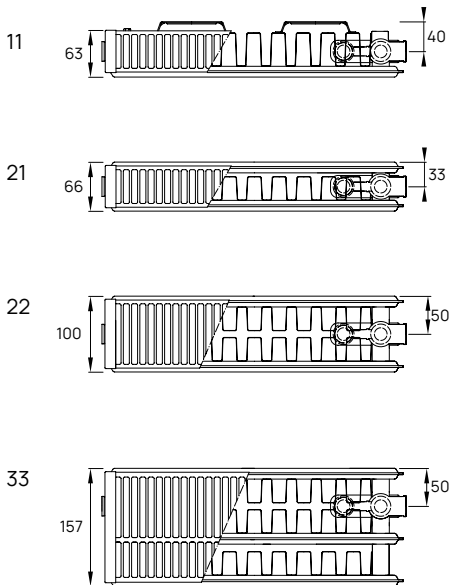
Front view



Rear view mod. 11




Top view



Available configurations

◀ Inlet ◁ Outlet ◀ Integrated valve



PLATTELLA V6 L

D = Depth | n = Exponent | L = Length | H = Height | I = Pipe center
 Δt 50°C 75/65-20 W | Δt 42,5°C 70/55-20 W | Δt 30°C 55/45-20 W

H 300 - I1=50 / I2=240 (mm)

Model	11 D = 63 mm				21 D = 66 mm				22 D = 100 mm				33 D = 157 mm			
n	1,258				1,291				1,298				1,306			
L (mm)	code	Δt 50°C	Δt 42,5°C	Δt 30°C	code	Δt 50°C	Δt 42,5°C	Δt 30°C	code	Δt 50°C	Δt 42,5°C	Δt 30°C	code	Δt 50°C	Δt 42,5°C	Δt 30°C
400	0181113212	228	186	120	0181343212	293	238	152	0181223212	379	307	195	0181333212	540	437	277
500	0181113215	285	232	150	0181343215	367	297	190	0181223215	473	383	244	0181333215	675	546	346
600	0181113218	342	279	180	0181343218	440	357	228	0181223218	568	460	293	0181333218	810	655	416
700	0181113221	399	325	210	0181343221	513	416	265	0181223221	663	537	341	0181333221	945	764	485
800	0181113224	456	372	240	0181343224	587	476	303	0181223224	758	613	390	0181333224	1080	874	554
900	0181113227	513	418	270	0181343227	660	535	341	0181223227	852	690	439	0181333227	1215	983	624
1000	0181113230	570	464	300	0181343230	733	595	379	0181223230	947	767	488	0181333230	1350	1092	693
1100	0181113233	627	511	330	0181343233	807	654	417	0181223233	1042	843	537	0181333233	1485	1201	762
1200	0181113236	684	557	360	0181343236	880	714	455	0181223236	1136	920	585	0181333236	1621	1310	831
1400	0181113242	798	650	420	0181343242	1027	832	531	0181223242	1326	1073	683	0181333242	1891	1529	970
1600	0181113248	912	743	479	0181343248	1174	951	607	0181223248	1515	1227	780	0181333248	2161	1747	1108
1800	0181113254	1026	836	539	0181343254	1320	1070	683	0181223254	1704	1380	878	0181333254	2431	1966	1247
2000	0181113260	1140	929	599	0181343260	1467	1189	758	0181223260	1894	1533	976	0181333260	2701	2184	1386
2300	0181113269	1310	1068	689	0181343269	1687	1368	872	0181223269	2178	1764	1122	0181333269	3106	2512	1593
2600	0181113278	1481	1208	779	0181343278	1907	1546	986	0181223278	2462	1994	1268	0181333278	3511	2839	1801
3000	0181113290	1709	1393	899	0181343290	2200	1784	1138	0181223290	2841	2300	1463	0181333290	4051	3276	2078

H 400 - I1=50 / I2=340 (mm)

Model	11 D = 63 mm				21 D = 66 mm				22 D = 100 mm				33 D = 157 mm			
n	1,264				1,299				1,303				1,312			
L (mm)	code	Δt 50°C	Δt 42,5°C	Δt 30°C	code	Δt 50°C	Δt 42,5°C	Δt 30°C	code	Δt 50°C	Δt 42,5°C	Δt 30°C	code	Δt 50°C	Δt 42,5°C	Δt 30°C
400	0181114212	283	230	148	0181344212	363	294	187	0181224212	467	378	240	0181334212	666	538	341
500	0181114215	354	288	185	0181344215	454	367	234	0181224215	584	472	300	0181334215	833	673	426
600	0181114218	424	346	222	0181344218	545	441	280	0181224218	700	567	360	0181334218	1000	808	511
700	0181114221	495	403	260	0181344221	635	514	327	0181224221	817	661	420	0181334221	1166	942	597
800	0181114224	566	461	297	0181344224	726	588	374	0181224224	934	755	480	0181334224	1333	1077	682
900	0181114227	637	518	334	0181344227	817	661	421	0181224227	1050	850	540	0181334227	1500	1212	767
1000	0181114230	707	576	371	0181344230	908	735	467	0181224230	1167	944	600	0181334230	1666	1346	852
1100	0181114233	778	633	408	0181344233	998	808	514	0181224233	1284	1039	660	0181334233	1833	1481	937
1200	0181114236	849	691	445	0181344236	1089	882	561	0181224236	1400	1133	720	0181334236	1999	1615	1023
1400	0181114242	990	806	519	0181344242	1271	1029	654	0181224242	1634	1322	840	0181334242	2333	1885	1193
1600	0181114248	1132	921	593	0181344248	1452	1176	748	0181224248	1867	1511	960	0181334248	2666	2154	1364
1800	0181114254	1273	1037	667	0181344254	1634	1323	841	0181224254	2101	1700	1080	0181334254	2999	2423	1534
2000	0181114260	1414	1152	742	0181344260	1815	1470	935	0181224260	2334	1889	1200	0181334260	3332	2692	1704
2300	0181114269	1627	1325	853	0181344269	2088	1690	1075	0181224269	2684	2172	1379	0181334269	3832	3096	1960
2600	0181114278	1839	1497	964	0181344278	2360	1911	1215	0181224278	3034	2455	1559	0181334278	4332	3500	2216
3000	0181114290	2122	1728	1112	0181344290	2723	2205	1402	0181224290	3501	2833	1799	0181334290	4999	4038	2557

H 500 - I1=50 / I2=440 (mm)

Model	11 D = 63 mm				21 D = 66 mm				22 D = 100 mm				33 D = 157 mm			
n	1,270				1,306				1,307				1,318			
L (mm)	code	Δt 50°C	Δt 42,5°C	Δt 30°C	code	Δt 50°C	Δt 42,5°C	Δt 30°C	code	Δt 50°C	Δt 42,5°C	Δt 30°C	code	Δt 50°C	Δt 42,5°C	Δt 30°C
400	0181115212	337	274	176	0181345212	431	348	221	0181225212	554	448	284	0181335212	791	638	403
500	0181115215	421	343	220	0181345215	538	435	276	0181225215	693	560	355	0181335215	989	798	504
600	0181115218	505	411	264	0181345218	646	522	331	0181225218	832	672	426	0181335218	1187	958	605
700	0181115221	590	480	308	0181345221	753	609	387	0181225221	970	785	497	0181335221	1384	1117	706
800	0181115224	674	548	352	0181345224	861	696	442	0181225224	1109	897	569	0181335224	1582	1277	807
900	0181115227	758	617	396	0181345227	969	783	497	0181225227	1248	1009	640	0181335227	1780	1437	908
1000	0181115230	842	685	440	0181345230	1076	870	552	0181225230	1386	1121	711	0181335230	1978	1596	1008
1100	0181115233	927	754	484	0181345233	1184	957	607	0181225233	1525	1233	782	0181335233	2175	1756	1109
1200	0181115236	1011	822	528	0181345236	1292	1045	663	0181225236	1663	1345	853	0181335236	2373	1915	1210
1400	0181115242	1179	959	616	0181345242	1507	1219	773	0181225242	1941	1569	995	0181335242	2769	2235	1412
1600	0181115248	1348	1096	704	0181345248	1722	1393	884	0181225248	2218	1793	1137	0181335248	3164	2554	1614
1800	0181115254	1516	1233	792	0181345254	1937	1567	994	0181225254	2495	2017	1279	0181335254	3560	2873	1815
2000	0181115260	1685	1370	880	0181345260	2153	1741	1104	0181225260	2772	2241	1421	0181335260	3955	3192	2017
2300	0181115269	1937	1576	1012	0181345269	2475	2002	1270	0181225269	3188	2578	1635	0181335269	4549	3671	2319
2600	0181115278	2190	1781	1144	0181345278	2798	2263	1436	0181225278	3604	2914	1848	0181335278	5142	4150	2622
3000	0181115290	2527	2056	1321	0181345290	3229	2611	1657	0181225290	4158	3362	2132	0181335290	5933	4789	3025

PLATTELLA V6 L

H 600 - I1=50 / I2=540 (mm)

Model	11 D = 63 mm				21 D = 66 mm				22 D = 100 mm				33 D = 157 mm			
n	1,276				1,313				1,312				1,324			
L (mm)	code	Δt 50°C	Δt 42,5°C	Δt 30°C	code	Δt 50°C	Δt 42,5°C	Δt 30°C	code	Δt 50°C	Δt 42,5°C	Δt 30°C	code	Δt 50°C	Δt 42,5°C	Δt 30°C
400	0181116212	391	318	204	0181346212	497	401	254	0181226212	643	520	329	0181336212	916	739	466
500	0181116215	489	397	255	0181346215	621	502	318	0181226215	804	650	411	0181336215	1145	923	582
600	0181116218	586	477	305	0181346218	745	602	381	0181226218	965	780	494	0181336218	1374	1108	699
700	0181116221	684	556	356	0181346221	870	702	445	0181226221	1126	910	576	0181336221	1603	1293	815
800	0181116224	782	635	407	0181346224	994	803	508	0181226224	1287	1040	658	0181336224	1832	1478	932
900	0181116227	880	715	458	0181346227	1118	903	572	0181226227	1448	1169	740	0181336227	2061	1662	1048
1000	0181116230	977	794	509	0181346230	1242	1003	635	0181226230	1608	1299	823	0181336230	2290	1847	1164
1100	0181116233	1075	874	560	0181346233	1367	1104	699	0181226233	1769	1429	905	0181336233	2520	2032	1281
1200	0181116236	1173	953	611	0181346236	1491	1204	762	0181226236	1930	1559	987	0181336236	2749	2216	1397
1400	0181116242	1368	1112	713	0181346242	1739	1405	889	0181226242	2252	1819	1152	0181336242	3207	2586	1630
1600	0181116248	1564	1271	815	0181346248	1988	1606	1016	0181226248	2573	2079	1316	0181336248	3665	2955	1863
1800	0181116254	1759	1430	916	0181346254	2236	1806	1143	0181226254	2895	2339	1481	0181336254	4123	3324	2096
2000	0181116260	1955	1589	1018	0181346260	2485	2007	1270	0181226260	3217	2599	1645	0181336260	4581	3694	2329
2300	0181116269	2248	1827	1171	0181346269	2857	2308	1461	0181226269	3699	2989	1892	0181336269	5268	4248	2678
2600	0181116278	2541	2065	1324	0181346278	3230	2609	1651	0181226278	4182	3378	2139	0181336278	5955	4802	3027
3000	0181116290	2932	2383	1527	0181346290	3727	3010	1905	0181226290	4825	3898	2468	0181336290	6871	5541	3493

H900 - I1=50 / I2=840 (mm)

Model	11 D = 63 mm				21 D = 66 mm				22 D = 100 mm				33 D = 157 mm			
n	1,288				1,343				1,343				1,361			
L (mm)	code	Δt 50°C	Δt 42,5°C	Δt 30°C	code	Δt 50°C	Δt 42,5°C	Δt 30°C	code	Δt 50°C	Δt 42,5°C	Δt 30°C	code	Δt 50°C	Δt 42,5°C	Δt 30°C
400	0181119212	558	453	289	0181349212	696	559	350	0181229212	927	745	467	0181339212	1307	1048	652
500	0181119215	697	566	361	0181349215	870	699	438	0181229215	1159	931	583	0181339215	1634	1310	815
600	0181119218	837	679	433	0181349218	1044	839	525	0181229218	1390	1118	700	0181339218	1961	1572	978
700	0181119221	976	792	505	0181349221	1218	979	613	0181229221	1622	1304	817	0181339221	2288	1834	1141
800	0181119224	1116	905	578	0181349224	1392	1119	701	0181229224	1854	1490	933	0181339224	2615	2096	1304
900	0181119227	1255	1018	650	0181349227	1566	1259	788	0181229227	2085	1676	1050	0181339227	2942	2358	1467
1000	0181119230	1395	1131	722	0181349230	1740	1398	876	0181229230	2317	1863	1167	0181339230	3268	2619	1630
1100	0181119233	1534	1244	794	0181349233	1914	1538	963	0181229233	2549	2049	1283	0181339233	3595	2881	1793
1200	0181119236	1674	1358	867	0181349236	2088	1678	1051	0181229236	2780	2235	1400	0181339236	3922	3143	1956
1400	0181119242	1953	1584	1011	0181349242	2436	1958	1226	0181229242	3244	2608	1633	0181339242	4576	3667	2282
1600	0181119248	2232	1810	1155	0181349248	2783	2237	1401	0181229248	3707	2980	1867	0181339248	5229	4191	2608
1800	0181119254	2511	2036	1300	0181349254	3131	2517	1576	0181229254	4171	3353	2100	0181339254	5883	4715	2934
2000	0181119260	2790	2263	1444	0181349260	3479	2797	1751	0181229260	4634	3725	2333	0181339260	6537	5239	3260
2300	0181119269	3208	2602	1661	0181349269	4001	3216	2014	0181229269	5329	4284	2683	0181339269	7517	6025	3749
2600	0181119278	3627	2941	1878	0181349278	4523	3636	2277	0181229278	6024	4843	3033	0181339278	8498	6811	4238
3000	0181119290	4185	3394	2166	0181349290	5219	4195	2627	0181229290	6951	5588	3500	0181339290	9805	7858	4890

PLATTELLA V6 C



Image for illustrative purposes only

Technical specifications

Material: Steel UNI EN 10130:2007

Channel pitch: 33,33 mm

Connection thread: 1/2" G - 3/4" G

Operating pressure: 10 bar

Test pressure: 13 bar

Maximum operating temperature: 110°C

Three-phase painting process:

- Hot pretreatment and phosphating
- Cathoretic immersion primer coating
- Final epoxy powder finish for aesthetics

Connections and Standard Supply

Plattella with central connection, it is supplied with:

- Top grille
- Screwed side panels for increased safety
- 4 x 1/2" side connections
- 2 x 3/4" externally threaded central bottom connections, pipe center 50 mm

The product comes with pre-mounted plastic caps that must be removed before installation and replaced if necessary with plugs that can be purchased separately.

Models 21, 22, 33: Fixing kit F7 including 2 blind plugs 1/2" and 1 air vent 1/2", not included in the supply but available to order separately.

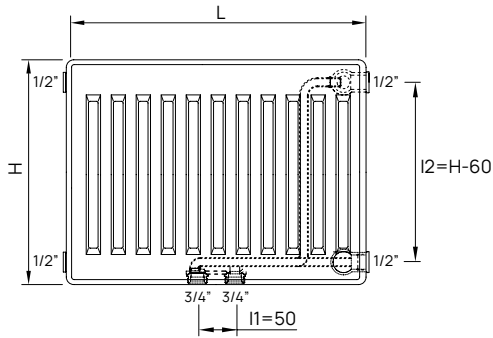
Model 11: Fixing kit GB1 including 1 blind plug 1/2" and 1 air vent 1/2", not included in the supply but available to order separately.

Mono or Dual-Pipe Valve, thermostatable insert, thermostatic head, copper or plastic fittings available in the accessories section.

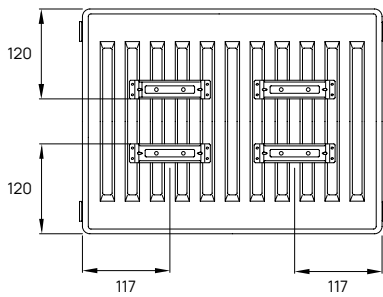


PLATTELLA V6 C

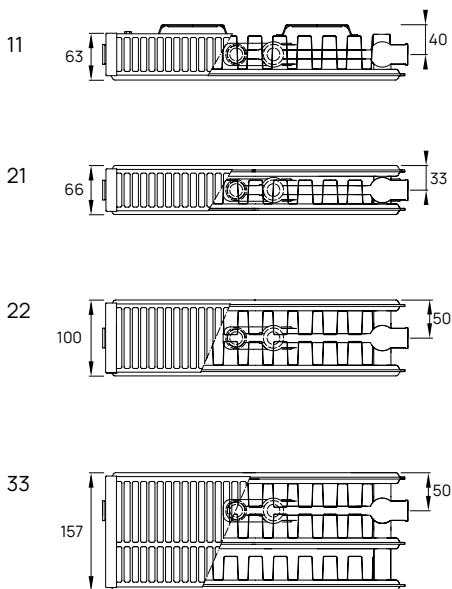
Front view



Rear view of model 11




Top view



Available configurations

◀ Inlet ◁ Outlet ◀ Integrated valve



PLATTELLA V6 C

D = Depth | n = Exponent | L = Length | H = Height | I = Pipe center
 Δt 50°C 75/65-20 W | Δt 42,5°C 70/55-20 W | Δt 30°C 55/45-20 W

H 300 - I1=50 / I2=240 (mm)

Model	11 D = 63 mm				21 D = 66 mm				22 D = 100 mm				33 D = 157 mm			
	n	1,258			1,291			1,298			1,306					
L (mm)	code	Δt 50°C	Δt 42,5°C	Δt 30°C	code	Δt 50°C	Δt 42,5°C	Δt 30°C	code	Δt 50°C	Δt 42,5°C	Δt 30°C	code	Δt 50°C	Δt 42,5°C	Δt 30°C
400	OH10253512	228	186	120	OH10653512	293	238	152	OH10553512	379	307	195	OH10753512	540	437	277
500	OH10253515	285	232	150	OH10653515	367	297	190	OH10553515	473	383	244	OH10753515	675	546	346
600	OH10253518	342	279	180	OH10653518	440	357	228	OH10553518	568	460	293	OH10753518	810	655	416
700	OH10253521	399	325	210	OH10653521	513	416	265	OH10553521	663	537	341	OH10753521	945	764	485
800	OH10253524	456	372	240	OH10653524	587	476	303	OH10553524	758	613	390	OH10753524	1080	874	554
900	OH10253527	513	418	270	OH10653527	660	535	341	OH10553527	852	690	439	OH10753527	1215	983	624
1000	OH10253530	570	464	300	OH10653530	733	595	379	OH10553530	947	767	488	OH10753530	1350	1092	693
1100	OH10253533	627	511	330	OH10653533	807	654	417	OH10553533	1042	843	537	OH10753533	1485	1201	762
1200	OH10253536	684	557	360	OH10653536	880	714	455	OH10553536	1136	920	585	OH10753536	1621	1310	831
1400	OH10253542	798	650	420	OH10653542	1027	832	531	OH10553542	1326	1073	683	OH10753542	1891	1529	970
1600	OH10253548	912	743	479	OH10653548	1174	951	607	OH10553548	1515	1227	780	OH10753548	2161	1747	1108
1800	OH10253554	1026	836	539	OH10653554	1320	1070	683	OH10553554	1704	1380	878	OH10753554	2431	1966	1247
2000	OH10253560	1140	929	599	OH10653560	1467	1189	758	OH10553560	1894	1533	976	OH10753560	2701	2184	1386
2300	OH10253569	1310	1068	689	OH10653569	1687	1368	872	OH10553569	2178	1764	1122	OH10753569	3106	2512	1593
2600	OH10253578	1481	1208	779	OH10653578	1907	1546	986	OH10553578	2462	1994	1268	OH10753578	3511	2839	1801
3000	OH10253590	1709	1393	899	OH10653590	2200	1784	1138	OH10553590	2841	2300	1463	OH10753590	4051	3276	2078

H 400 - I1=50 / I2=340 (mm)

Model	11 D = 63 mm				21 D = 66 mm				22 D = 100 mm				33 D = 157 mm			
	n	1,264			1,299			1,303			1,312					
L (mm)	code	Δt 50°C	Δt 42,5°C	Δt 30°C	code	Δt 50°C	Δt 42,5°C	Δt 30°C	code	Δt 50°C	Δt 42,5°C	Δt 30°C	code	Δt 50°C	Δt 42,5°C	Δt 30°C
400	OH10254512	283	230	148	OH10654512	363	294	187	OH10554512	467	378	240	OH10754512	666	538	341
500	OH10254515	354	288	185	OH10654515	454	367	234	OH10554515	584	472	300	OH10754515	833	673	426
600	OH10254518	424	346	222	OH10654518	545	441	280	OH10554518	700	567	360	OH10754518	1000	808	511
700	OH10254521	495	403	260	OH10654521	635	514	327	OH10554521	817	661	420	OH10754521	1166	942	597
800	OH10254524	566	461	297	OH10654524	726	588	374	OH10554524	934	755	480	OH10754524	1333	1077	682
900	OH10254527	637	518	334	OH10654527	817	661	421	OH10554527	1050	850	540	OH10754527	1500	1212	767
1000	OH10254530	707	576	371	OH10654530	908	735	467	OH10554530	1167	944	600	OH10754530	1666	1346	852
1100	OH10254533	778	633	408	OH10654533	998	808	514	OH10554533	1284	1039	660	OH10754533	1833	1481	937
1200	OH10254536	849	691	445	OH10654536	1089	882	561	OH10554536	1400	1133	720	OH10754536	1999	1615	1023
1400	OH10254542	990	806	519	OH10654542	1271	1029	654	OH10554542	1634	1322	840	OH10754542	2333	1885	1193
1600	OH10254548	1132	921	593	OH10654548	1452	1176	748	OH10554548	1867	1511	960	OH10754548	2666	2154	1364
1800	OH10254554	1273	1037	667	OH10654554	1634	1323	841	OH10554554	2101	1700	1080	OH10754554	2999	2423	1534
2000	OH10254560	1414	1152	742	OH10654560	1815	1470	935	OH10554560	2334	1889	1200	OH10754560	3332	2692	1704
2300	OH10254569	1627	1325	853	OH10654569	2088	1690	1075	OH10554569	2684	2172	1379	OH10754569	3832	3096	1960
2600	OH10254578	1839	1497	964	OH10654578	2360	1911	1215	OH10554578	3034	2455	1559	OH10754578	4332	3500	2216
3000	OH10254590	2122	1728	1112	OH10654590	2723	2205	1402	OH10554590	3501	2833	1799	OH10754590	4999	4038	2557

H 500 - I1=50 / I2=440 (mm)

Model	11 D = 63 mm				21 D = 66 mm				22 D = 100 mm				33 D = 157 mm			
	n	1,270			1,306			1,307			1,318					
L (mm)	code	Δt 50°C	Δt 42,5°C	Δt 30°C	code	Δt 50°C	Δt 42,5°C	Δt 30°C	code	Δt 50°C	Δt 42,5°C	Δt 30°C	code	Δt 50°C	Δt 42,5°C	Δt 30°C
400	OH10255512	337	274	176	OH10655512	431	348	221	OH10555512	554	448	284	OH10755512	791	638	403
500	OH10255515	421	343	220	OH10655515	538	435	276	OH10555515	693	560	355	OH10755515	989	798	504
600	OH10255518	505	411	264	OH10655518	646	522	331	OH10555518	832	672	426	OH10755518	1187	958	605
700	OH10255521	590	480	308	OH10655521	753	609	387	OH10555521	970	785	497	OH10755521	1384	1117	706
800	OH10255524	674	548	352	OH10655524	861	696	442	OH10555524	1109	897	569	OH10755524	1582	1277	807
900	OH10255527	758	617	396	OH10655527	969	783	497	OH10555527	1248	1009	640	OH10755527	1780	1437	908
1000	OH10255530	842	685	440	OH10655530	1076	870	552	OH10555530	1386	1121	711	OH10755530	1978	1596	1008
1100	OH10255533	927	754	484	OH10655533	1184	957	607	OH10555533	1525	1233	782	OH10755533	2175	1756	1109
1200	OH10255536	1011	822	528	OH10655536	1292	1045	663	OH10555536	1663	1345	853	OH10755536	2373	1915	1210
1400	OH10255542	1179	959	616	OH10655542	1507	1219	773	OH10555542	1941	1569	995	OH10755542	2769	2235	1412
1600	OH10255548	1348	1096	704	OH10655548	1722	1393	884	OH10555548	2218	1793	1137	OH10755548	3164	2554	1614
1800	OH10255554	1516	1233	792	OH10655554	1937	1567	994	OH10555554	2495	2017	1279	OH10755554	3560	2873	1815
2000	OH10255560	1685	1370	880	OH10655560	2153	1741	1104	OH10555560	2772	2241	1421	OH10755560	3955	3192	2017
2300	OH10255569	1937	1576	1012	OH10655569	2475	2002	1270	OH10555569	3188	2578	1635	OH10755569	4549	3671	2319
2600	OH10255578	2190	1781	1144	OH10655578	2798	2263	1436	OH10555578	3604	2914	1848	OH10755578	5142	4150	2622
3000	OH10255590	2527	2056	1321	OH10655590	3229	2611	1657	OH10555590	4158	3362	2132	OH10755590	5933	4789	3025

PLATTELLA V6 C

H 600 - I1=50 / I2=540 (mm)

Model	11 D = 63 mm				21 D = 66 mm				22 D = 100 mm				33 D = 157 mm			
n	1,276				1,313				1,312				1,324			
L (mm)	code	Δt 50°C	Δt 42,5°C	Δt 30°C	code	Δt 50°C	Δt 42,5°C	Δt 30°C	code	Δt 50°C	Δt 42,5°C	Δt 30°C	code	Δt 50°C	Δt 42,5°C	Δt 30°C
400	0H10256512	391	318	204	0H10656512	497	401	254	0H10556512	643	520	329	0H10756512	916	739	466
500	0H10256515	489	397	255	0H10656515	621	502	318	0H10556515	804	650	411	0H10756515	1145	923	582
600	0H10256518	586	477	305	0H10656518	745	602	381	0H10556518	965	780	494	0H10756518	1374	1108	699
700	0H102561521	684	556	356	0H10656521	870	702	445	0H10556521	1126	910	576	0H10756521	1603	1293	815
800	0H10256524	782	635	407	0H10656524	994	803	508	0H10556524	1287	1040	658	0H10756524	1832	1478	932
900	0H10256527	880	715	458	0H10656527	1118	903	572	0H10556527	1448	1169	740	0H10756527	2061	1662	1048
1000	0H10256530	977	794	509	0H10656530	1242	1003	635	0H10556530	1608	1299	823	0H10756530	2290	1847	1164
1100	0H10256533	1075	874	560	0H10656533	1367	1104	699	0H10556533	1769	1429	905	0H10756533	2520	2032	1281
1200	0H10256536	1173	953	611	0H10656536	1491	1204	762	0H10556536	1930	1559	987	0H10756536	2749	2216	1397
1400	0H10256542	1368	1112	713	0H10656542	1739	1405	889	0H10556542	2252	1819	1152	0H10756542	3207	2586	1630
1600	0H10256548	1564	1271	815	0H10656548	1988	1606	1016	0H10556548	2573	2079	1316	0H10756548	3665	2955	1863
1800	0H10256554	1759	1430	916	0H10656554	2236	1806	1143	0H10556554	2895	2339	1481	0H10756554	4123	3324	2096
2000	0H10256560	1955	1589	1018	0H10656560	2485	2007	1270	0H10556560	3217	2599	1645	0H10756560	4581	3694	2329
2300	0H10256569	2248	1827	1171	0H10656569	2857	2308	1461	0H10556569	3699	2989	1892	0H10756569	5268	4248	2678
2600	0H10256578	2541	2065	1324	0H10656578	3230	2609	1651	0H10556578	4182	3378	2139	0H10756578	5955	4802	3027
3000	0H10256590	2932	2383	1527	0H10656590	3727	3010	1905	0H10556590	4825	3898	2468	0H10756590	6871	5541	3493

H900 - I1=50 / I2=840 (mm)

Model	11 D = 63 mm				21 D = 66 mm				22 D = 100 mm				33 D = 157 mm			
n	1,288				1,343				1,343				1,361			
L (mm)	code	Δt 50°C	Δt 42,5°C	Δt 30°C	code	Δt 50°C	Δt 42,5°C	Δt 30°C	code	Δt 50°C	Δt 42,5°C	Δt 30°C	code	Δt 50°C	Δt 42,5°C	Δt 30°C
400	0H10259512	558	453	289	0H10659512	696	559	350	0H10559512	927	745	467	0H10759512	1307	1048	652
500	0H10259515	697	566	361	0H10659515	870	699	438	0H10559515	1159	931	583	0H10759515	1634	1310	815
600	0H10259518	837	679	433	0H10659518	1044	839	525	0H10559518	1390	1118	700	0H10759518	1961	1572	978
700	0H10259521	976	792	505	0H10659521	1218	979	613	0H10559521	1622	1304	817	0H10759521	2288	1834	1141
800	0H10259524	1116	905	578	0H10659524	1392	1119	701	0H10559524	1854	1490	933	0H10759524	2615	2096	1304
900	0H10259527	1255	1018	650	0H10659527	1566	1259	788	0H10559527	2085	1676	1050	0H10759527	2942	2358	1467
1000	0H10259530	1395	1131	722	0H10659530	1740	1398	876	0H10559530	2317	1863	1167	0H10759530	3268	2619	1630
1100	0H10259533	1534	1244	794	0H10659533	1914	1538	963	0H10559533	2549	2049	1283	0H10759533	3595	2881	1793
1200	0H10259536	1674	1358	867	0H10659536	2088	1678	1051	0H10559536	2780	2235	1400	0H10759536	3922	3143	1956
1400	0H10259542	1953	1584	1011	0H10659542	2436	1958	1226	0H10559542	3244	2608	1633	0H10759542	4576	3667	2282
1600	0H10259548	2232	1810	1155	0H10659548	2783	2237	1401	0H10559548	3707	2980	1867	0H10759548	5229	4191	2608
1800	0H10259554	2511	2036	1300	0H10659554	3131	2517	1576	0H10559554	4171	3353	2100	0H10759554	5883	4715	2934
2000	0H10259560	2790	2263	1444	0H10659560	3479	2797	1751	0H10559560	4634	3725	2333	0H10759560	6537	5239	3260
2300	0H10259569	3208	2602	1661	0H10659569	4001	3216	2014	0H10559569	5329	4284	2683	0H10759569	7517	6025	3749
2600	0H10259578	3627	2941	1878	0H10659578	4523	3636	2277	0H10559578	6024	4843	3033	0H10759578	8498	6811	4238
3000	0H10259590	4185	3394	2166	0H10659590	5219	4195	2627	0H10559590	6951	5588	3500	0H10759590	9805	7858	4890

STEEL PANEL

PLATTELLA V8



Image for illustrative purposes only

Technical specifications

Material: Steel UNI EN 10130:2007

Channel pitch: 33,33 mm

Connection thread: 1/2" G - 3/4" G

Operating pressure: 10 bar

Test pressure: 13 bar

Maximum operating temperature: 110°C

Three-phase painting process:

- Hot pretreatment and phosphating
- Cathoretic immersion primer coating
- Final epoxy powder finish for aesthetics

Connections and Standard Supply


Plattella V8 is supplied with:

- Top grille
- Brackets F7 (model 11 Brackets GB1)
- Screwed side panels for increased safety
- 2 x 1/2" side connections
- 2 x 3/4" externally threaded central bottom connections, pipe center 50 mm
- 2 x 3/4" externally threaded lower side connections, pipe center 50 mm
- 2 blind plugs, 1/2"
- 1 air vent, 1/2"

Mono or Dual-Pipe Valve, thermostatable insert, thermostatic head, copper or plastic fittings available in the accessories section.





PLATTELLA V8



The product is supplied with mounted iron covers that should not be removed if the 3/4" G connections are not used.

STEEL PANEL

◀ Inlet ◀ Outlet






Reversibility only for models 21 and 22.
Thermostatic insert and thermostatic head can be ordered separately.

Fixing kit F7 included in the supply for models 21, 22, and 33.

PLATTELLA V8 - Inside view

PLATTELLA V8 - Reversibility

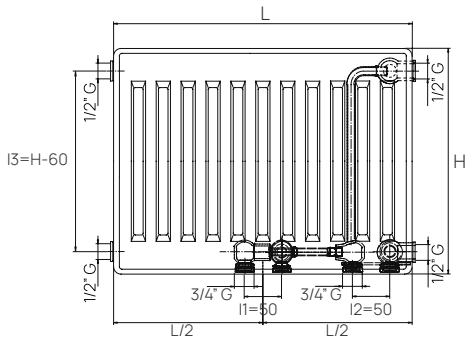


180° Reversible

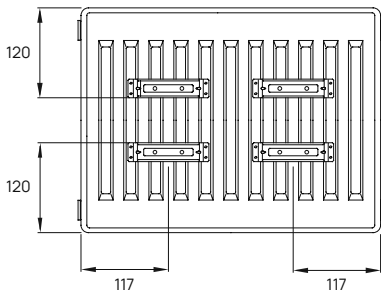
Images for illustrative purposes only

PLATTELLA V8 possible connections

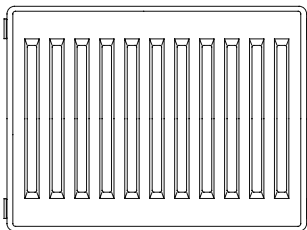
Front view



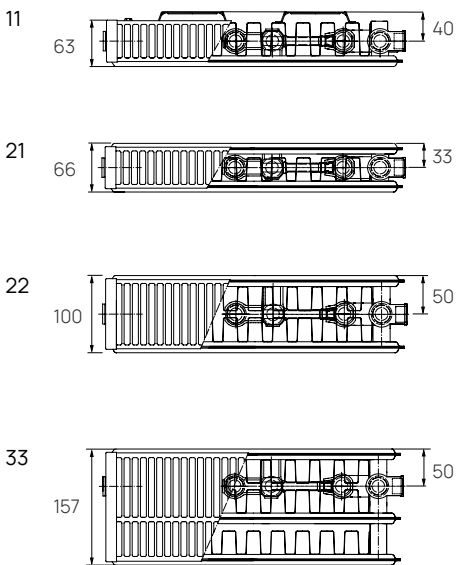
Rear view mod. 11



Rear view mod. 21-22-33

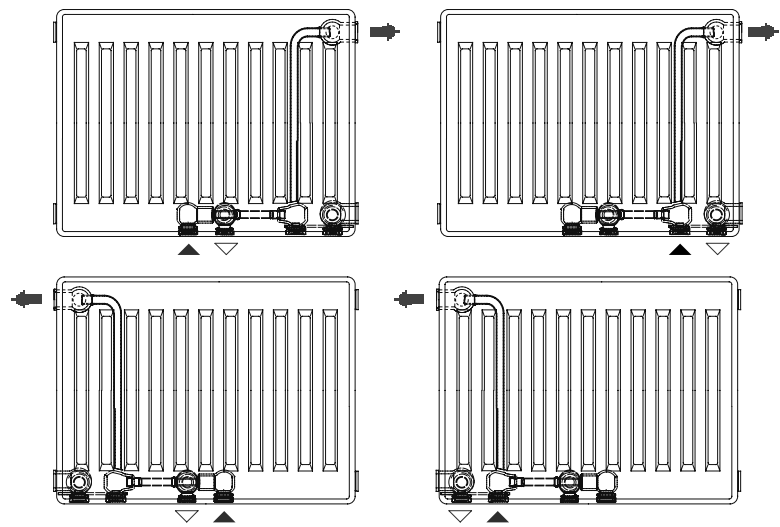


Top view




Integrated valve

◀ Inlet ◁ Outlet ➡ Integrated valve

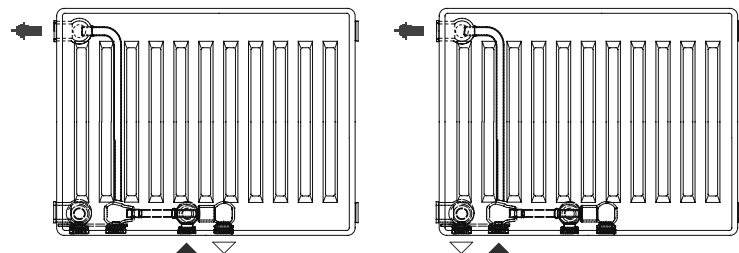


Reversibility only for models 21 and 22

Side connections



Left-side connections



Dimensions are expressed in mm

For versions with left-side connection, please check feasibility with our customer service.

PLATTELLA V8

D = Depth | n = Exponent | L = Length | H = Height | I = Pipe center
Δt 50°C 75/65-20 W | **Δt 42,5°C** 70/55-20 W | **Δt 30°C** 55/45-20 W

H 300 - I1=I2=50 / I3=240 (mm)

Model	11 D = 63 mm				21 D = 66 mm				22 D = 100 mm				33 D = 157 mm			
n	1,258				1,291				1,298				1,306			
L (mm)	code	Δt 50°C	Δt 42,5°C	Δt 30°C	code	Δt 50°C	Δt 42,5°C	Δt 30°C	code	Δt 50°C	Δt 42,5°C	Δt 30°C	code	Δt 50°C	Δt 42,5°C	Δt 30°C
400	0H10253712	228	186	120	0H10653712	293	238	152	0H10553712	379	307	195	0H10753712	540	437	277
500	0H10253715	285	232	150	0H10653715	367	297	190	0H10553715	473	383	244	0H10753715	675	546	346
600	0H10253718	342	279	180	0H10653718	440	357	228	0H10553718	568	460	293	0H10753718	810	655	416
700	0H10253721	399	325	210	0H10653721	513	416	265	0H10553721	663	537	341	0H10753721	945	764	485
800	0H10253724	456	372	240	0H10653724	587	476	303	0H10553724	758	613	390	0H10753724	1080	874	554
900	0H10253727	513	418	270	0H10553727	660	535	341	0H10653727	852	690	439	0H10753727	1215	983	624
1000	0H10253730	570	464	300	0H10653730	733	595	379	0H10553730	947	767	488	0H10753730	1350	1092	693
1100	0H10253733	627	511	330	0H10653733	807	654	417	0H10553733	1042	843	537	0H10753733	1485	1201	762
1200	0H10253736	684	557	360	0H10653736	880	714	455	0H10553736	1136	920	585	0H10753736	1621	1310	831
1400	0H10253742	798	650	420	0H10653742	1027	832	531	0H10553742	1326	1073	683	0H10753742	1891	1529	970
1600	0H10253748	912	743	479	0H10653748	1174	951	607	0H10553748	1515	1227	780	0H10753748	2161	1747	1108
1800	0H10253754	1026	836	539	0H10653754	1320	1070	683	0H10553754	1704	1380	878	0H10753754	2431	1966	1247
2000	0H10253760	1140	929	599	0H10653760	1467	1189	758	0H10553760	1894	1533	976	0H10753760	2701	2184	1386
2300	0H10253769	1310	1068	689	0H10653769	1687	1368	872	0H10553769	2178	1764	1122	0H10753769	3106	2512	1593
2600	0H10253778	1481	1208	779	0H10653778	1907	1546	986	0H10553778	2462	1994	1268	0H10753778	3511	2839	1801
3000	0H10253790	1709	1393	899	0H10653790	2200	1784	1138	0H10553790	2841	2300	1463	0H10753790	4051	3276	2078

H 400 - I1=I2=50 / I3=340 (mm)

Model	11 D = 63 mm				21 D = 66 mm				22 D = 100 mm				33 D = 157 mm			
n	1,264				1,299				1,303				1,312			
L (mm)	code	Δt 50°C	Δt 42,5°C	Δt 30°C	code	Δt 50°C	Δt 42,5°C	Δt 30°C	code	Δt 50°C	Δt 42,5°C	Δt 30°C	code	Δt 50°C	Δt 42,5°C	Δt 30°C
400	0H10254712	283	230	148	0H10654712	363	294	187	0H10554712	467	378	240	0H10754712	666	538	341
500	0H10254715	354	288	185	0H10654715	454	367	234	0H10554715	584	472	300	0H10754715	833	673	426
600	0H10254718	424	346	222	0H10654718	545	441	280	0H10554718	700	567	360	0H10754718	1000	808	511
700	0H10254721	495	403	260	0H10654721	635	514	327	0H10554721	817	661	420	0H10754721	1166	942	597
800	0H10254724	566	461	297	0H10654724	726	588	374	0H10554724	934	755	480	0H10754724	1333	1077	682
900	0H10254727	637	518	334	0H10654727	817	661	421	0H10554727	1050	850	540	0H10754727	1500	1212	767
1000	0H10254730	707	576	371	0H10654730	908	735	467	0H10554730	1167	944	600	0H10754730	1666	1346	852
1100	0H10254733	778	633	408	0H10654733	998	808	514	0H10554733	1284	1039	660	0H10754733	1833	1481	937
1200	0H10254736	849	691	445	0H10654736	1089	882	561	0H10554736	1400	1133	720	0H10754736	1999	1615	1023
1400	0H10254742	990	806	519	0H10654742	1271	1029	654	0H10554742	1634	1322	840	0H10754742	2333	1885	1193
1600	0H10254748	1132	921	593	0H10654748	1452	1176	748	0H10554748	1867	1511	960	0H10754748	2666	2154	1364
1800	0H10254754	1273	1037	667	0H10654754	1634	1323	841	0H10554754	2101	1700	1080	0H10754754	2999	2423	1534
2000	0H10254760	1414	1152	742	0H10654760	1815	1470	935	0H10554760	2334	1889	1200	0H10754760	3332	2692	1704
2300	0H10254769	1627	1325	853	0H10654769	2088	1690	1075	0H10554769	2684	2172	1379	0H10754769	3832	3096	1960
2600	0H10254778	1839	1497	964	0H10654778	2360	1911	1215	0H10554778	3034	2455	1559	0H10754778	4332	3500	2216
3000	0H10254790	2122	1728	1112	0H10654790	2723	2205	1402	0H10554790	3501	2833	1799	0H10754790	4999	4038	2557

H 500 - I1=I2=50 / I3=440 (mm)

Model	11 D = 63 mm				21 D = 66 mm				22 D = 100 mm				33 D = 157 mm			
n	1,270				1,306				1,307				1,318			
L (mm)	code	Δt 50°C	Δt 42,5°C	Δt 30°C	code	Δt 50°C	Δt 42,5°C	Δt 30°C	code	Δt 50°C	Δt 42,5°C	Δt 30°C	code	Δt 50°C	Δt 42,5°C	Δt 30°C
400	0H10255712	337	274	176	0H10655712	431	348	221	0H10555712	554	448	284	0H10755712	791	638	403
500	0H10255715	421	343	220	0H10655715	538	435	276	0H10555715	693	560	355	0H10755715	989	798	504
600	0H10255718	505	411	264	0H10655718	646	522	331	0H10555718	832	672	426	0H10755718	1187	958	605
700	0H10255721	590	480	308	0H10655721	753	609	387	0H10555721	970	785	497	0H10755721	1384	1117	706
800	0H10255724	674	548	352	0H10655724	861	696	442	0H10555724	1109	897	569	0H10755724	1582	1277	807
900	0H10255727	758	617	396	0H10655727	969	783	497	0H10555727	1248	1009	640	0H10755727	1780	1437	908
1000	0H10255730	842	685	440	0H10655730	1076	870	552	0H10555730	1386	1121	711	0H10755730	1978	1596	1008
1100	0H10255733	927	754	484	0H10655733	1184	957	607	0H10555733	1525	1233	782	0H10755733	2175	1756	1109
1200	0H10255736	1011	822	528	0H10655736	1292	1045	663	0H10555736	1663	1345	853	0H10755736	2373	1915	1210
1400	0H10255742	1179	959	616	0H10655742	1507	1219	773	0H10555742	1941	1569	995	0H10755742	2769	2235	1412
1600	0H10255748	1348	1096	704	0H10655748	1722	1393	884	0H10555748	2218	1793	1137	0H10755748	3164	2554	1614
1800	0H10255754	1516	1233	792	0H10655754	1937	1567	994	0H10555754	2495	2017	1279	0H10755754	3560	2873	1815
2000	0H10255760	1685	1370	880	0H10655760	2153	1741	1104	0H10555760	2772	2241	1421	0H10755760	3955	3192	2017
2300	0H10255769	1937	1576	1012	0H10655769	2475	2002	1270	0H10555769	3188	2578	1635	0H10755769	4549	3671	2319
2600	0H10255778	2190	1781	1144	0H10655778	2798	2263	1436	0H10555778	3604	2914	1848	0H10755778	5142	4150	2622
3000	0H10255790	2527	2056	1321	0H10655790	3229	2611	1657	0H10555790	4158	3362	2132	0H10755790	5933	4789	3025

PLATTELLA V8


H 600 - I1=I2=50 / I3=540 (mm)

Model	11 D = 63 mm				21 D = 66 mm				22 D = 100 mm				33 D = 157 mm			
n	1,276				1,313				1,312				1,324			
L (mm)	code	Δt 50°C	Δt 42,5°C	Δt 30°C	code	Δt 50°C	Δt 42,5°C	Δt 30°C	code	Δt 50°C	Δt 42,5°C	Δt 30°C	code	Δt 50°C	Δt 42,5°C	Δt 30°C
400	OH10256712	391	318	204	OH10656712	497	401	254	OH10556712	643	520	329	OH10756712	916	739	466
500	OH10256715	489	397	255	OH10656715	621	502	318	OH10556715	804	650	411	OH10756715	1145	923	582
600	OH10256718	586	477	305	OH10656718	745	602	381	OH10556718	965	780	494	OH10756718	1374	1108	699
700	OH10256721	684	556	356	OH10656721	870	702	445	OH10556721	1126	910	576	OH10756721	1603	1293	815
800	OH10256724	782	635	407	OH10656724	994	803	508	OH10556724	1287	1040	658	OH10756724	1832	1478	932
900	OH10256727	880	715	458	OH10656727	1118	903	572	OH10556727	1448	1169	740	OH10756727	2061	1662	1048
1000	OH10256730	977	794	509	OH10656730	1242	1003	635	OH10556730	1608	1299	823	OH10756730	2290	1847	1164
1100	OH10256733	1075	874	560	OH10656733	1367	1104	699	OH10556733	1769	1429	905	OH10756733	2520	2032	1281
1200	OH10256736	1173	953	611	OH10656736	1491	1204	762	OH10556736	1930	1559	987	OH10756736	2749	2216	1397
1400	OH10256742	1368	1112	713	OH10656742	1739	1405	889	OH10556742	2252	1819	1152	OH10756742	3207	2586	1630
1600	OH10256748	1564	1271	815	OH10656748	1988	1606	1016	OH10556748	2573	2079	1316	OH10756748	3665	2955	1863
1800	OH10256754	1759	1430	916	OH10656754	2236	1806	1143	OH10556754	2895	2339	1481	OH10756754	4123	3324	2096
2000	OH10256760	1955	1589	1018	OH10656760	2485	2007	1270	OH10556760	3217	2599	1645	OH10756760	4581	3694	2329
2300	OH10256769	2248	1827	1171	OH10656769	2857	2308	1461	OH10556769	3699	2989	1892	OH10756769	5268	4248	2678
2600	OH10256778	2541	2065	1324	OH10656778	3230	2609	1651	OH10556778	4182	3378	2139	OH10756778	5955	4802	3027
3000	OH10256790	2932	2383	1527	OH10656790	3727	3010	1905	OH10556790	4825	3898	2468	OH10756790	6871	5541	3493

H 900 - I1=I2=50 / I3=840 (mm)

Model	11 P = 63 mm				21 P = 66 mm				22 P = 100 mm				33 P = 157 mm			
n	1,288				1,343				1,343				1,361			
L (mm)	Référence	Δt 50°C	Δt 42,5°C	Δt 30°C	Référence	Δt 50°C	Δt 42,5°C	Δt 30°C	Référence	Δt 50°C	Δt 42,5°C	Δt 30°C	Référence	Δt 50°C	Δt 42,5°C	Δt 30°C
400	OH10259712	558	453	289	OH10659712	696	559	350	OH10559712	927	745	467	OH10759712	1307	1048	652
500	OH10259715	697	566	361	OH10659715	870	699	438	OH10559715	1159	931	583	OH10759715	1634	1310	815
600	OH10259718	837	679	433	OH10659718	1044	839	525	OH10559718	1390	1118	700	OH10759718	1961	1572	978
700	OH10259721	976	792	505	OH10659721	1218	979	613	OH10559721	1622	1304	817	OH10759721	2288	1834	1141
800	OH10259724	1116	905	578	OH10659724	1392	1119	701	OH10559724	1854	1490	933	OH10759724	2615	2096	1304
900	OH10259727	1255	1018	650	OH10659727	1566	1259	788	OH10559727	2085	1676	1050	OH10759727	2942	2358	1467
1000	OH10259730	1395	1131	722	OH10659730	1740	1398	876	OH10559730	2317	1863	1167	OH10759730	3268	2619	1630
1100	OH10259733	1534	1244	794	OH10659733	1914	1538	963	OH10559733	2549	2049	1283	OH10759733	3595	2881	1793
1200	OH10259736	1674	1358	867	OH10659736	2088	1678	1051	OH10559736	2780	2235	1400	OH10759736	3922	3143	1956
1400	OH10259742	1953	1584	1011	OH10659742	2436	1958	1226	OH10559742	3244	2608	1633	OH10759742	4576	3667	2282
1600	OH10259748	2232	1810	1155	OH10659748	2783	2237	1401	OH10559748	3707	2980	1867	OH10759748	5229	4191	2608
1800	OH10259754	2511	2036	1300	OH10659754	3131	2517	1576	OH10559754	4171	3353	2100	OH10759754	5883	4715	2934
2000	OH10259760	2790	2263	1444	OH10659760	3479	2797	1751	OH10559760	4634	3725	2333	OH10759760	6537	5239	3260
2300	OH10259769	3208	2602	1661	OH10659769	4001	3216	2014	OH10559769	5329	4284	2683	OH10759769	7517	6025	3749
2600	OH10259778	3627	2941	1878	OH10659778	4523	3636	2277	OH10559778	6024	4843	3033	OH10759778	8498	6811	4238
3000	OH10259790	4185	3394	2166	OH10659790	5219	4195	2627	OH10559790	6951	5588	3500	OH10759790	9805	7858	4890

Note



PLATTELLA C4 Hygiene



Image for illustrative purposes only

Technical specifications

Material: Steel UNI EN 10130:2007

Channel pitch: 33,33 mm

Connection thread: 1/2" G

Operating pressure: 10 bar

Test pressure: 13 bar

Maximum operating temperature: 110°C

Three-phase painting process:

- Hot pretreatment and phosphating
- Cathoretic immersion primer coating
- Final epoxy powder finish for aesthetics

Connections and Standard Supply

Plattella C4 Hygiene is supplied with:

- 4 x 1/2" connections and 1 installation kit including:

- GB model brackets
- 1 x blind plug 1/2"
- 1 x 1/2" air vent

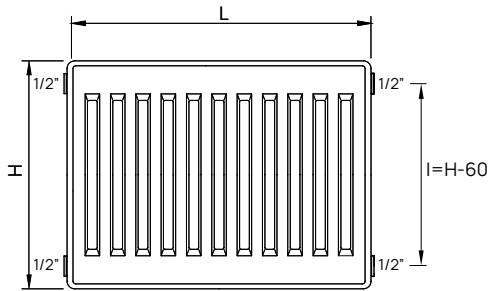
Brackets are not included with Model 10.

The product is delivered with pre-mounted plastic caps, which must be removed before installation and replaced with the supplied plugs.

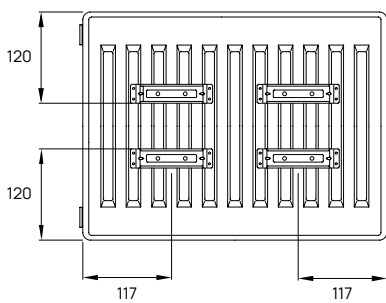


PLATTELLA C4 Hygiene

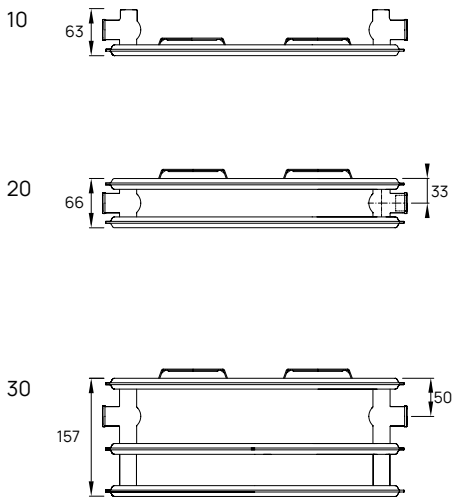
Front view



Rear view of models 20 and 30



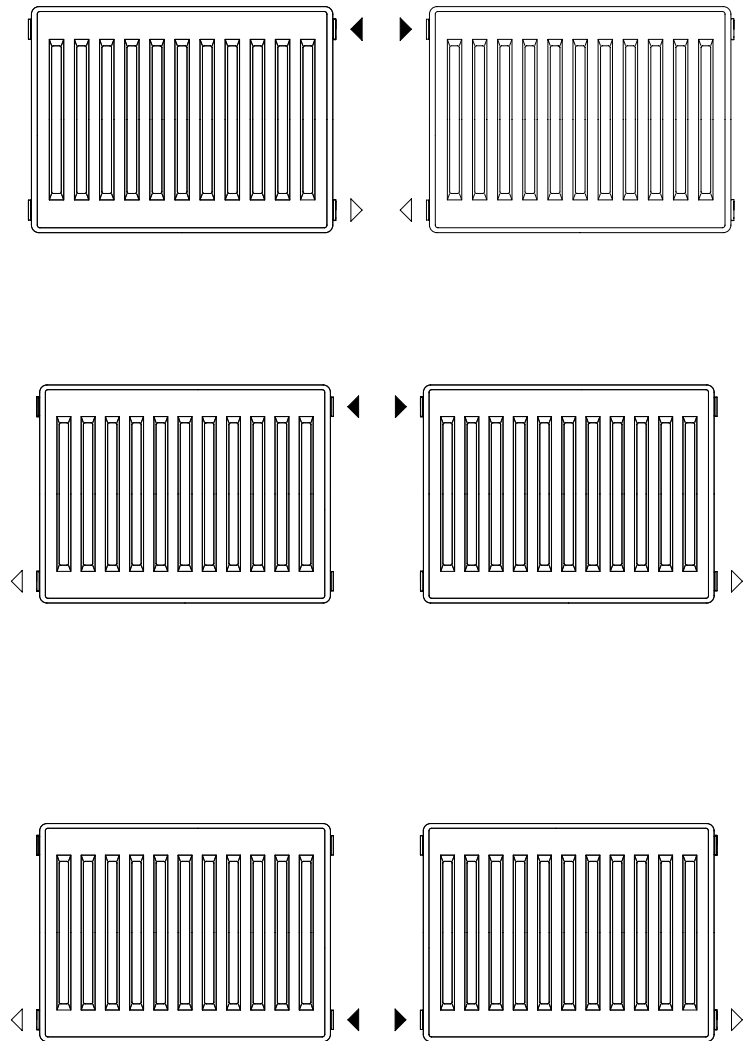
Top view



Available configurations

◀ Inlet

◁ Outlet



Dimensions are expressed in mm

PLATTELLA C4 Hygiene

D = Depth | n = Exponent | L = Length | H = Height | I = Pipe center
 Δt 50°C 75/65-20 W | Δt 42,5°C 70/55-20 W | Δt 30°C 55/45-20 W

H 300 - I=240 (mm)

Model	10 D = 63 mm				20 D = 66 mm				30 D = 157 mm			
n	1,339				1,276				1,285			
L (mm)	code	Δt 50°C	Δt 42,5°C	Δt 30°C	code	Δt 50°C	Δt 42,5°C	Δt 30°C	code	Δt 50°C	Δt 42,5°C	Δt 30°C
400	0181103012	136	110	69	0181203012	231	188	120	0181303012	335	272	174
500	0181103015	170	137	86	0181203015	289	234	150	0181303015	419	340	217
600	0181103018	204	164	103	0181203018	346	281	180	0181303018	502	407	260
700	0181103021	238	192	120	0181203021	404	328	210	0181303021	586	475	304
800	0181103024	272	219	137	0181203024	462	375	241	0181303024	670	543	347
900	0181103027	306	246	155	0181203027	519	422	271	0181303027	753	611	391
1000	0181103030	340	273	172	0181203030	576	468	300	0181303030	837	679	434
1100	0181103033	374	301	189	0181203033	635	516	331	0181303033	921	747	477
1200	0181103036	408	329	206	0181203036	692	563	361	0181303036	1004	815	521
1400	0181103042	476	383	240	0181203042	808	657	421	0181303042	1172	951	608
1600	0181103048	544	438	275	0181203048	923	750	481	0181303048	1339	1087	694
1800	0181103054	612	493	309	0181203054	1039	844	541	0181303054	1507	1222	781
2000	0181103060	680	548	343	0181203060	1154	938	601	0181303060	1674	1358	868
2300	0181103069	782	630	395	0181203069	1327	1079	692	0181303069	1925	1562	998
2600	0181103078	884	712	447	0181203078	1500	1219	782	0181303078	2176	1766	1128
3000	0181103090	1020	822	515	0181203090	1731	1407	902	0181303090	2511	2037	1302

H 400 - I=340 (mm)

Model	10 D = 63 mm				20 D = 66 mm				30 D = 157 mm			
n	1,319				1,280				1,296			
L (mm)	code	Δt 50°C	Δt 42,5°C	Δt 30°C	code	Δt 50°C	Δt 42,5°C	Δt 30°C	code	Δt 50°C	Δt 42,5°C	Δt 30°C
400	0181104012	177	142	90	0181204012	284	230	147	0181304012	417	338	215
500	0181104015	221	178	112	0181204015	355	288	184	0181304015	522	422	269
600	0181104018	265	214	135	0181204018	426	345	221	0181304018	626	506	323
700	0181104021	310	249	157	0181204021	497	403	258	0181304021	730	591	377
800	0181104024	354	285	180	0181204024	568	460	295	0181304024	834	675	430
900	0181104027	398	321	202	0181204027	639	518	332	0181304027	939	760	484
1000	0181104030	442	357	225	0181204030	709	576	369	0181304030	1043	844	538
1100	0181104033	487	392	247	0181204033	781	633	405	0181304033	1147	928	592
1200	0181104036	531	427	270	0181204036	852	690	442	0181304036	1252	1013	646
1400	0181104042	619	499	315	0181204042	994	805	516	0181304042	1460	1182	753
1600	0181104048	708	570	360	0181204048	1136	921	589	0181304048	1669	1350	861
1800	0181104054	796	641	405	0181204054	1278	1036	663	0181304054	1877	1519	968
2000	0181104060	885	712	450	0181204060	1420	1151	737	0181304060	2086	1688	1076
2300	0181104069	1017	819	517	0181204069	1633	1323	847	0181304069	2399	1941	1237
2600	0181104078	1150	926	585	0181204078	1846	1496	958	0181304078	2712	2195	1399
3000	0181104090	1327	1068	675	0181204090	2130	1726	1105	0181304090	3129	2532	1614

H 500 - I=440 (mm)

Model	10 D = 63 mm				20 D = 66 mm				30 D = 157 mm			
n	1,299				1,284				1,307			
L (mm)	code	Δt 50°C	Δt 42,5°C	Δt 30°C	code	Δt 50°C	Δt 42,5°C	Δt 30°C	code	Δt 50°C	Δt 42,5°C	Δt 30°C
400	0181105012	216	175	111	0181205012	337	273	175	0181305012	496	401	255
500	0181105015	270	219	139	0181205015	422	342	218	0181305015	621	501	319
600	0181105018	324	262	167	0181205018	506	410	262	0181305018	745	602	382
700	0181105021	379	306	195	0181205021	590	478	306	0181305021	869	702	446
800	0181105024	433	350	222	0181205024	674	547	350	0181305024	993	802	510
900	0181105027	487	394	250	0181205027	759	615	393	0181305027	1117	902	573
1000	0181105030	541	438	278	0181205030	843	684	437	0181305030	1241	1003	637
1100	0181105033	595	481	306	0181205033	927	752	481	0181305033	1365	1103	701
1200	0181105036	649	525	334	0181205036	1012	820	524	0181305036	1489	1203	764
1400	0181105042	757	612	389	0181205042	1180	957	612	0181305042	1737	1404	892
1600	0181105048	865	700	445	0181205048	1349	1093	699	0181305048	1986	1604	1019
1800	0181105054	973	787	501	0181205054	1517	1230	786	0181305054	2234	1805	1147
2000	0181105060	1082	874	556	0181205060	1686	1367	874	0181305060	2482	2005	1274
2300	0181105069	1244	1006	640	0181205069	1939	1572	1005	0181305069	2854	2306	1465
2600	0181105078	1406	1137	723	0181205078	2192	1777	1136	0181305078	3227	2607	1656
3000	0181105090	1622	1312	834	0181205090	2529	2050	1311	0181305090	3723	3008	1911

PLATTELLA C4 Hygiene

H 600 - I=540 (mm)

Model	10 D = 63 mm				20 D = 66 mm				30 D = 157 mm			
n	1,279				1,288				1,318			
L (mm)	code	Δt 50°C	Δt 42,5°C	Δt 30°C	code	Δt 50°C	Δt 42,5°C	Δt 30°C	code	Δt 50°C	Δt 42,5°C	Δt 30°C
400	0181106012	254	206	132	0181206012	392	317	203	0181306012	574	463	293
500	0181106015	318	258	165	0181206015	490	397	254	0181306015	718	579	366
600	0181106018	381	310	198	0181206018	587	476	304	0181306018	862	695	439
700	0181106021	445	361	231	0181206021	685	555	355	0181306021	1005	810	513
800	0181106024	509	413	265	0181206024	783	634	406	0181306024	1149	926	586
900	0181106027	572	465	298	0181206027	881	714	456	0181306027	1292	1042	659
1000	0181106030	636	516	331	0181206030	979	794	507	0181306030	1436	1158	732
1100	0181106033	699	568	364	0181206033	1077	872	558	0181306033	1580	1273	806
1200	0181106036	763	619	397	0181206036	1175	952	608	0181306036	1723	1389	879
1400	0181106042	890	723	463	0181206042	1371	1110	710	0181306042	2010	1621	1025
1600	0181106048	1017	826	529	0181206048	1566	1269	811	0181306048	2298	1852	1172
1800	0181106054	1144	929	595	0181206054	1762	1428	913	0181306054	2585	2084	1318
2000	0181106060	1272	1032	661	0181206060	1958	1586	1014	0181306060	2872	2315	1465
2300	0181106069	1462	1187	760	0181206069	2252	1824	1166	0181306069	3303	2663	1684
2600	0181106078	1653	1342	860	0181206078	2545	2062	1318	0181306078	3734	3010	1904
3000	0181106090	1907	1549	992	0181206090	2937	2379	1521	0181306090	4308	3473	2197

H 900 - I=840 (mm)

Model	10 D = 63 mm				20 D = 66 mm				30 D = 157 mm			
n	1,295				1,292				1,315			
L (mm)	code	Δt 50°C	Δt 42,5°C	Δt 30°C	code	Δt 50°C	Δt 42,5°C	Δt 30°C	code	Δt 50°C	Δt 42,5°C	Δt 30°C
400	0181109012	361	293	186	0181209012	567	459	293	0181309012	806	651	411
500	0181109015	451	366	233	0181209015	708	574	366	0181309015	1007	813	514
600	0181109018	541	439	280	0181209018	850	689	439	0181309018	1208	976	617
700	0181109021	632	512	326	0181209021	992	804	512	0181309021	1410	1139	720
800	0181109024	722	586	373	0181209024	1133	919	586	0181309024	1611	1301	823
900	0181109027	812	659	420	0181209027	1275	1034	659	0181309027	1812	1464	926
1000	0181109030	902	731	466	0181209030	1417	1148	732	0181309030	2014	1627	1028
1100	0181109033	993	805	513	0181209033	1558	1263	805	0181309033	2215	1789	1131
1200	0181109036	1083	879	559	0181209036	1700	1378	878	0181309036	2417	1952	1234
1400	0181109042	1263	1025	653	0181209042	1983	1608	1025	0181309042	2819	2277	1440
1600	0181109048	1444	1171	746	0181209048	2267	1838	1171	0181309048	3222	2603	1646
1800	0181109054	1624	1318	839	0181209054	2550	2067	1318	0181309054	3625	2928	1851
2000	0181109060	1805	1464	932	0181209060	2833	2297	1464	0181309060	4028	3253	2057
2300	0181109069	2076	1684	1072	0181209069	3258	2642	1684	0181309069	4632	3741	2366
2600	0181109078	2346	1904	1212	0181209078	3683	2986	1903	0181309078	5236	4229	2674
3000	0181109090	2707	2196	1399	0181209090	4250	3446	2196	0181309090	6041	4880	3086

PLATTELLA V6 Hygiene



Image for illustrative purposes only

Technical specifications

Material: Steel UNI EN 10130:2007

Channel pitch: 33,33 mm

Connection thread: 1/2" G

Operating pressure: 10 bar

Test pressure: 13 bar

Maximum operating temperature: 110°C

Three-phase painting process:

- Hot pretreatment and phosphating
- Cathoretic immersion primer coating
- Final epoxy powder finish for aesthetics

Connections and Standard Supply

Plattella V6 Hygiene with right side connection is supplied with:

- 4 x 1/2" side connections
- 2 x 3/4" bottom connections, external thread, pipe center 50 mm

The product comes with pre-mounted plastic caps that must be removed before installation and replaced if necessary with plugs that can be purchased separately.

Models 20 and 30: Fixing kit F7 including 2 blind plugs 1/2" and 1 air vent 1/2", not included in the supply but available to order separately.

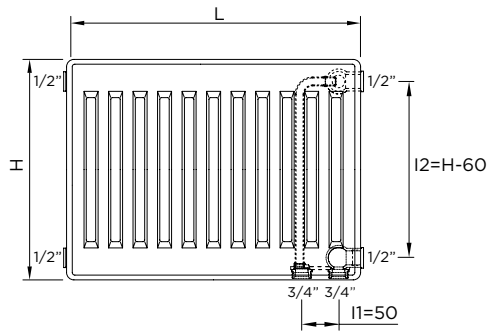
Model 10: Fixing kit D30, blind plug 1/2", and air vent 1/2" are not included in the supply but are available to order separately.

Thermostatic insert and thermostatic head can be ordered separately.

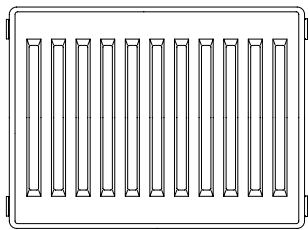


PLATTELLA V6 Hygiene

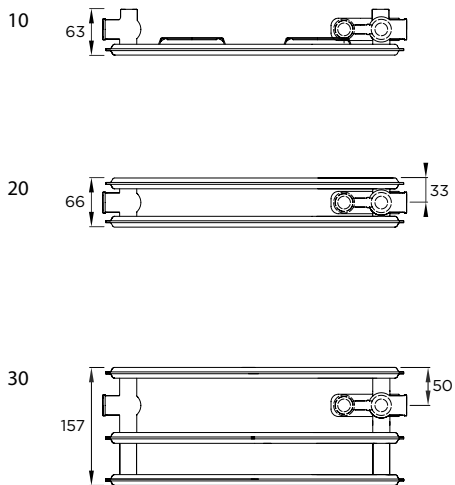
Front view



Rear view mod. 20-30



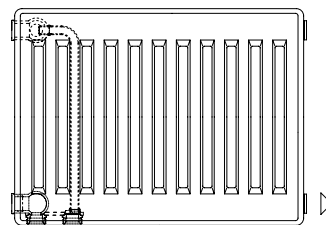
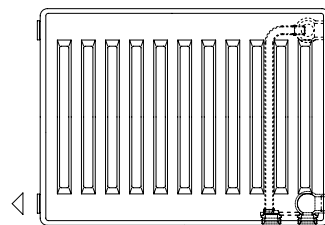
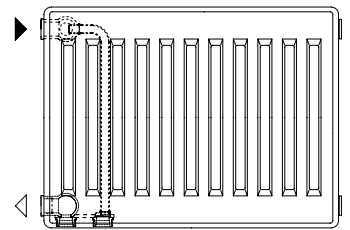
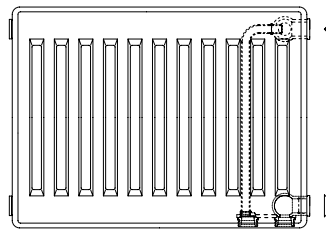
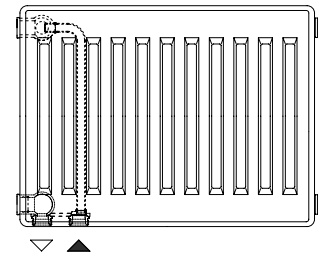
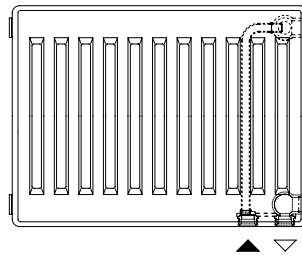
Top view



Available configurations

◀ Inlet

◁ Outlet



Dimensions are expressed in mm

Only for Model 20

PLATTELLA V6 Hygiene

D = Depth | n = Exponent | L = Length | H = Height | I = Pipe center
 Δt 50°C 75/65-20 W | Δt 42,5°C 70/55-20 W | Δt 30°C 55/45-20 W

H 300 - I1=50 / I2=240 (mm)

Model	10 D = 63 mm				20 D = 66 mm				30 D = 157 mm			
n	1,339				1,276				1,285			
L (mm)	code	Δt 50°C	Δt 42,5°C	Δt 30°C	code	Δt 50°C	Δt 42,5°C	Δt 30°C	code	Δt 50°C	Δt 42,5°C	Δt 30°C
400	0181103212	136	110	69	0181203212	231	188	120	0181303212	335	272	174
500	0181103215	170	137	86	0181203215	289	234	150	0181303215	419	340	217
600	0181103218	204	164	103	0181203218	346	281	180	0181303218	502	407	260
700	0181103221	238	192	120	0181203221	404	328	210	0181303221	586	475	304
800	0181103224	272	219	137	0181203224	462	375	241	0181303224	670	543	347
900	0181103227	306	246	155	0181203227	519	422	271	0181303227	753	611	391
1000	0181103230	340	273	172	0181203230	576	468	300	0181303230	837	679	434
1100	0181103233	374	301	189	0181203233	635	516	331	0181303233	921	747	477
1200	0181103236	408	329	206	0181203236	692	563	361	0181303236	1004	815	521
1400	0181103242	476	383	240	0181203242	808	657	421	0181303242	1172	951	608
1600	0181103248	544	438	275	0181203248	923	750	481	0181303248	1339	1087	694
1800	0181103254	612	493	309	0181203254	1039	844	541	0181303254	1507	1222	781
2000	0181103260	680	548	343	0181203260	1154	938	601	0181303260	1674	1358	868
2300	0181103269	782	630	395	0181203269	1327	1079	692	0181303269	1925	1562	998
2600	0181103278	884	712	447	0181203278	1500	1219	782	0181303278	2176	1766	1128
3000	0181103290	1020	822	515	0181203290	1731	1407	902	0181303290	2511	2037	1302

H 400 - I1=50 / I2=340 (mm)

Model	10 D = 63 mm				20 D = 66 mm				30 D = 157 mm			
n	1,319				1,280				1,296			
L (mm)	code	Δt 50°C	Δt 42,5°C	Δt 30°C	code	Δt 50°C	Δt 42,5°C	Δt 30°C	code	Δt 50°C	Δt 42,5°C	Δt 30°C
400	0181104212	177	142	90	0181204212	284	230	147	0181304212	417	338	215
500	0181104215	221	178	112	0181204215	355	288	184	0181304215	522	422	269
600	0181104218	265	214	135	0181204218	426	345	221	0181304218	626	506	323
700	0181104221	310	249	157	0181204221	497	403	258	0181304221	730	591	377
800	0181104224	354	285	180	0181204224	568	460	295	0181304224	834	675	430
900	0181104227	398	321	202	0181204227	639	518	332	0181304227	939	760	484
1000	0181104230	442	357	225	0181204230	709	576	369	0181304230	1043	844	538
1100	0181104233	487	392	247	0181204233	781	633	405	0181304233	1147	928	592
1200	0181104236	531	427	270	0181204236	852	690	442	0181304236	1252	1013	646
1400	0181104242	619	499	315	0181204242	994	805	516	0181304242	1460	1182	753
1600	0181104248	708	570	360	0181204248	1136	921	589	0181304248	1669	1350	861
1800	0181104254	796	641	405	0181204254	1278	1036	663	0181304254	1877	1519	968
2000	0181104260	885	712	450	0181204260	1420	1151	737	0181304260	2086	1688	1076
2300	0181104269	1017	819	517	0181204269	1633	1323	847	0181304269	2399	1941	1237
2600	0181104278	1150	926	585	0181204278	1846	1496	958	0181304278	2712	2195	1399
3000	0181104290	1327	1068	675	0181204290	2130	1726	1105	0181304290	3129	2532	1614

H 500 - I1=50 / I2=440 (mm)

Model	10 D = 63 mm				20 D = 66 mm				30 D = 157 mm			
n	1,299				1,284				1,307			
L (mm)	code	Δt 50°C	Δt 42,5°C	Δt 30°C	code	Δt 50°C	Δt 42,5°C	Δt 30°C	code	Δt 50°C	Δt 42,5°C	Δt 30°C
400	0181105212	216	175	111	0181205212	337	273	175	0181305212	496	401	255
500	0181105215	270	219	139	0181205215	422	342	218	0181305215	621	501	319
600	0181105218	324	262	167	0181205218	506	410	262	0181305218	745	602	382
700	0181105221	379	306	195	0181205221	590	478	306	0181305221	869	702	446
800	0181105224	433	350	222	0181205224	674	547	350	0181305224	993	802	510
900	0181105227	487	394	250	0181205227	759	615	393	0181305227	1117	902	573
1000	0181105230	541	438	278	0181205230	843	684	437	0181305230	1241	1003	637
1100	0181105233	595	481	306	0181205233	927	752	481	0181305233	1365	1103	701
1200	0181105236	649	525	334	0181205236	1012	820	524	0181305236	1489	1203	764
1400	0181105242	757	612	389	0181205242	1180	957	612	0181305242	1737	1404	892
1600	0181105248	865	700	445	0181205248	1349	1093	699	0181305248	1986	1604	1019
1800	0181105254	973	787	501	0181205254	1517	1230	786	0181305254	2234	1805	1147
2000	0181105260	1082	874	556	0181205260	1686	1367	874	0181305260	2482	2005	1274
2300	0181105269	1244	1006	640	0181205269	1939	1572	1005	0181305269	2854	2306	1465
2600	0181105278	1406	1137	723	0181205278	2192	1777	1136	0181305278	3227	2607	1656
3000	0181105290	1622	1312	834	0181205290	2529	2050	1311	0181305290	3723	3008	1911

PLATTELLA V6 Hygiene

H 600 - I1=50 / I2=540 (mm)

Model	10 D = 63 mm				20 D = 66 mm				30 D = 157 mm			
n	1,279				1,288				1,318			
L (mm)	code	Δt 50°C	Δt 42,5°C	Δt 30°C	code	Δt 50°C	Δt 42,5°C	Δt 30°C	code	Δt 50°C	Δt 42,5°C	Δt 30°C
400	0181106212	254	206	132	0181206212	392	317	203	0181306212	574	463	293
500	0181106215	318	258	165	0181206215	490	397	254	0181306215	718	579	366
600	0181106218	381	310	198	0181206218	587	476	304	0181306218	862	695	439
700	0181106221	445	361	231	0181206221	685	555	355	0181306221	1005	810	513
800	0181106224	509	413	265	0181206224	783	634	406	0181306224	1149	926	586
900	0181106227	572	465	298	0181206227	881	714	456	0181306227	1292	1042	659
1000	0181106230	636	516	331	0181206230	979	794	507	0181306230	1436	1158	732
1100	0181106233	699	568	364	0181206233	1077	872	558	0181306233	1580	1273	806
1200	0181106236	763	619	397	0181206236	1175	952	608	0181306236	1723	1389	879
1400	0181106242	890	723	463	0181206242	1371	1110	710	0181306242	2010	1621	1025
1600	0181106248	1017	826	529	0181206248	1566	1269	811	0181306248	2298	1852	1172
1800	0181106254	1144	929	595	0181206254	1762	1428	913	0181306254	2585	2084	1318
2000	0181106260	1272	1032	661	0181206260	1958	1586	1014	0181306260	2872	2315	1465
2300	0181106269	1462	1187	760	0181206269	2252	1824	1166	0181306269	3303	2663	1684
2600	0181106278	1653	1342	860	0181206278	2545	2062	1318	0181306278	3734	3010	1904
3000	0181106290	1907	1549	992	0181206290	2937	2379	1521	0181306290	4308	3473	2197

H 900 - I1=50 / I2=840 (mm)

Model	10 D = 63 mm				20 D = 66 mm				30 D = 157 mm			
n	1,295				1,292				1,315			
L (mm)	code	Δt 50°C	Δt 42,5°C	Δt 30°C	code	Δt 50°C	Δt 42,5°C	Δt 30°C	code	Δt 50°C	Δt 42,5°C	Δt 30°C
400	0181109212	361	293	186	0181209212	567	459	293	0181309212	806	651	411
500	0181109215	451	366	233	0181209215	708	574	366	0181309215	1007	813	514
600	0181109218	541	439	280	0181209218	850	689	439	0181309218	1208	976	617
700	0181109221	632	512	326	0181209221	992	804	512	0181309221	1410	1139	720
800	0181109224	722	586	373	0181209224	1133	919	586	0181309224	1611	1301	823
900	0181109227	812	659	420	0181209227	1275	1034	659	0181309227	1812	1464	926
1000	0181109230	902	731	466	0181209230	1417	1148	732	0181309230	2014	1627	1028
1100	0181109233	993	805	513	0181209233	1558	1263	805	0181309233	2215	1789	1131
1200	0181109236	1083	879	559	0181209236	1700	1378	878	0181309236	2417	1952	1234
1400	0181109242	1263	1025	653	0181209242	1983	1608	1025	0181309242	2819	2277	1440
1600	0181109248	1444	1171	746	0181209248	2267	1838	1171	0181309248	3222	2603	1646
1800	0181109254	1624	1318	839	0181209254	2550	2067	1318	0181309254	3625	2928	1851
2000	0181109260	1805	1464	932	0181209260	2833	2297	1464	0181309260	4028	3253	2057
2300	0181109269	2076	1684	1072	0181209269	3258	2642	1684	0181309269	4632	3741	2366
2600	0181109278	2346	1904	1212	0181209278	3683	2986	1903	0181309278	5236	4229	2674
3000	0181109290	2707	2196	1399	0181209290	4250	3446	2196	0181309290	6041	4880	3086

PLATTELLA C6 Vertical



Image for illustrative purposes only

Technical specifications

Material: Steel UNI EN 10130:2007

Channel pitch: 33,33 mm

Connection thread: 1/2" G

Operating pressure: 10 bar

Test pressure: 13 bar

Maximum operating temperature: 110°C

Three-phase painting process:

- Hot pretreatment and phosphating
- Cathoretic immersion primer coating
- Final epoxy powder finish for aesthetics

Connections and Standard Supply

Platella C6 Vertical is supplied with:

- Top grille
- Screwed side panels for increased safety, model 10 excluded.
- 4 x 1/2" internal threaded connections, pipe center 50 mm
- 2 x 1/2" bottom connections, internal thread

The product is delivered with pre-mounted plastic caps, which must be removed before installation and replaced with the supplied plugs.

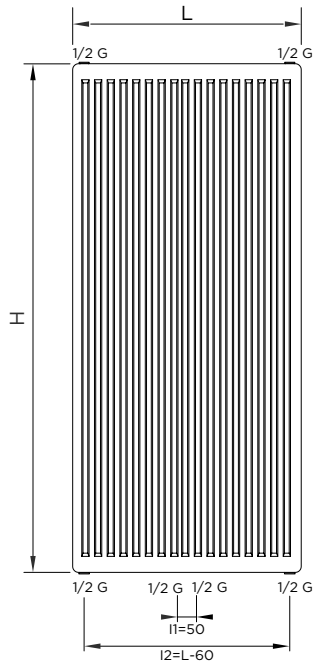
Installation kit includes:

- GB brackets
- 3 blind plugs of 1/2"
- 1 x 1/2" air vent

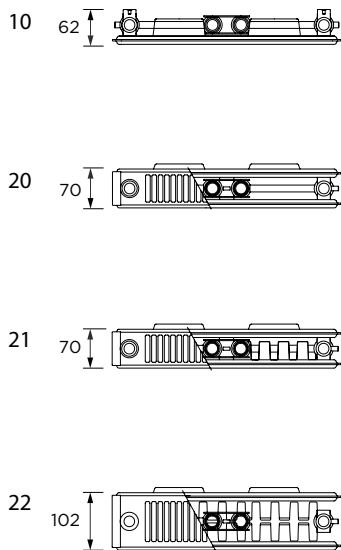


PLATTELLA C6 Vertical

Front view



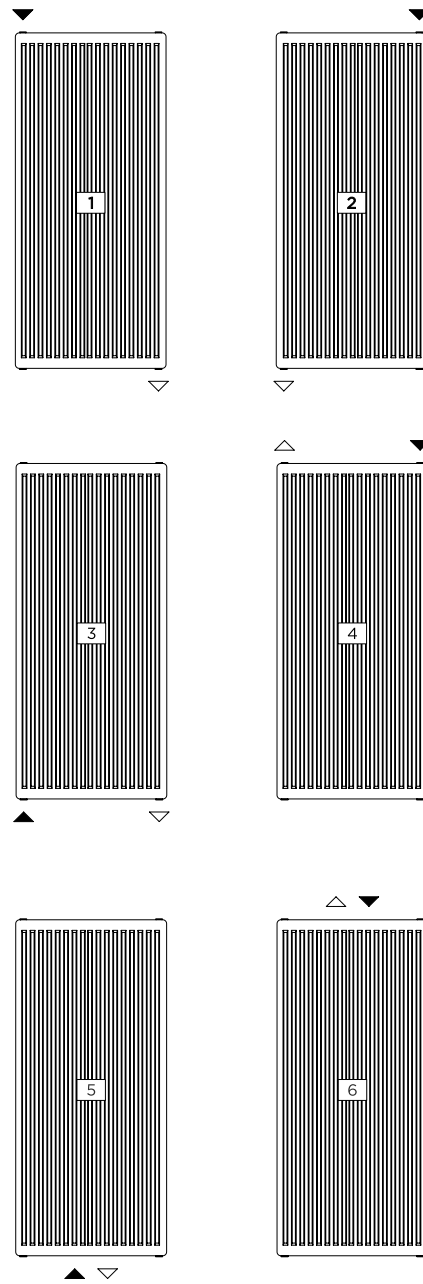
Top view



Available configurations

◀ Inlet

◁ Outlet



For connection methods:

1, 2, 3, 5: standard configurations

4, 6: please consult the configuration notes before ordering

Dimensions are expressed in mm

PLATTELLA C6 Vertical

D = Depth | n = Exponent | L = Length | H = Height | I = Pipe center
Δt 50°C 75/65-20 W | **Δt 42,5°C** 70/55-20 W | **Δt 30°C** 55/45-20 W

H 1400 - I1=50 / I2=L-60 (mm)

Model	10 D = 62 mm				20 D = 70 mm				21 D = 70 mm				22 D = 102 mm			
n	1,363				1,313				1,294				1,380			
L (mm)	code	Δt 50°C	Δt 42,5°C	Δt 30°C	code	Δt 50°C	Δt 42,5°C	Δt 30°C	code	Δt 50°C	Δt 42,5°C	Δt 30°C	code	Δt 50°C	Δt 42,5°C	Δt 30°C
300	0184103842	423	339	211	0184203842	649	524	332	0184213842	802	650	414	0184223842	982	784	485
400	0184104842	564	452	281	0184204842	865	699	442	0184214842	1070	867	552	0184224842	1309	1046	647
500	0184105842	705	565	351	0184205842	1081	873	553	0184215842	1337	1084	690	0184225842	1636	1307	808
600	0184106842	846	678	421	0184206842	1297	1048	663	0184216842	1605	1300	828	0184226842	1963	1569	970
700	0184107842	987	791	492	0184207842	1513	1223	774	0184217842	1872	1517	966	0184227842	2290	1830	1132
900	0184109842	1268	1016	632	0184209842	1946	1572	995	0184219842	2407	1950	1243	0184229842	2945	2353	1455

H 1600 - I1=50 / I2=L-60 (mm)

Model	10 D = 62 mm				20 D = 70 mm				21 D = 70 mm				22 D = 102 mm			
n	1,349				1,310				1,322				1,371			
L (mm)	code	Δt 50°C	Δt 42,5°C	Δt 30°C	code	Δt 50°C	Δt 42,5°C	Δt 30°C	code	Δt 50°C	Δt 42,5°C	Δt 30°C	code	Δt 50°C	Δt 42,5°C	Δt 30°C
300	0184103848	473	380	237	0184203848	730	590	374	0184213848	882	712	449	0184223848	1069	856	531
400	0184104848	630	506	316	0184204848	974	787	498	0184214848	1176	949	599	0184224848	1426	1141	708
500	0184105848	788	633	396	0184205848	1217	984	623	0184215848	1470	1186	748	0184225848	1782	1426	885
600	0184106848	946	760	475	0184206848	1460	1180	748	0184216848	1764	1423	898	0184226848	2139	1712	1062
700	0184107848	1103	886	554	0184207848	1704	1377	872	0184217848	2058	1660	1048	0184227848	2495	1997	1239
900	0184109848	1419	1139	712	0184209848	2191	1770	1122	0184219848	2647	2135	1347	0184229848	3209	2567	1593

H 1800 - I1=50 / I2=L-60 (mm)

Model	10 D = 62 mm				20 D = 70 mm				21 D = 70 mm				22 D = 102 mm			
n	1,336				1,308				1,350				1,362			
L (mm)	code	Δt 50°C	Δt 42,5°C	Δt 30°C	code	Δt 50°C	Δt 42,5°C	Δt 30°C	code	Δt 50°C	Δt 42,5°C	Δt 30°C	code	Δt 50°C	Δt 42,5°C	Δt 30°C
300	0184103854	528	425	267	0184203854	810	655	415	0184213854	961	771	482	0184223854	1164	933	558
400	0184104854	703	566	356	0184204854	1080	873	554	0184214854	1281	1028	643	0184224854	1552	1244	774
500	0184105854	879	708	444	0184205854	1350	1091	692	0184215854	1601	1286	803	0184225854	1940	1554	967
600	0184106854	1055	849	533	0184206854	1620	1310	830	0184216854	1921	1543	964	0184226854	2328	1865	1161
700	0184107854	1231	991	622	0184207854	1890	1528	969	0184217854	2241	1800	1125	0184227854	2716	2176	1354
900	0184109854	1583	1274	800	0184209854	2430	1965	1246	0184219854	2882	2314	1446	0184229854	3491	2798	1741

■ Ready for delivery

PLATTELLA C6 Vertical

H 2000 - I1=50 / I2=L-60 (mm)

Model	10 D = 62 mm				20 D = 70 mm				21 D = 70 mm				22 D = 102 mm			
n	1,351				1,313				1,345				1,385			
L (mm)	code	Δt 50°C	Δt 42,5°C	Δt 30°C	code	Δt 50°C	Δt 42,5°C	Δt 30°C	code	Δt 50°C	Δt 42,5°C	Δt 30°C	code	Δt 50°C	Δt 42,5°C	Δt 30°C
300	0184103860	587	471	294	0184203860	888	717	454	0184213860	1038	834	522	0184223860	1265	1010	624
400	0184104860	782	628	392	0184204860	1184	956	605	0184214860	1384	1112	696	0184224860	1687	1347	832
500	0184105860	978	785	490	0184205860	1480	1196	757	0184215860	1730	1390	870	0184225860	2109	1684	1040
600	0184106860	1173	942	588	0184206860	1776	1435	908	0184216860	2076	1668	1045	0184226860	2531	2021	1248
700	0184107860	1369	1099	686	0184207860	2072	1674	1059	0184217860	2422	1947	1219	0184227860	2953	2358	1456
900	0184109860	1760	1413	882	0184209860	2664	2152	1362	0184219860	3114	2503	1567	0184229860	3796	3031	1871

Ready for delivery

H 2200 - I1=50 / I2=L-60 (mm)

Model	10 D = 62 mm				20 D = 70 mm				21 D = 70 mm				22 D = 102 mm			
n	1,366				1,318				1,339				1,407			
L (mm)	code	Δt 50°C	Δt 42,5°C	Δt 30°C	code	Δt 50°C	Δt 42,5°C	Δt 30°C	code	Δt 50°C	Δt 42,5°C	Δt 30°C	code	Δt 50°C	Δt 42,5°C	Δt 30°C
300	0184103866	651	522	324	0184203866	965	779	492	0184213866	1115	897	562	0184223866	1375	1094	670
400	0184104866	868	696	432	0184204866	1286	1038	656	0184214866	1486	1195	750	0184224866	1833	1459	893
500	0184105866	1086	869	540	0184205866	1608	1298	820	0184215866	1858	1494	937	0184225866	2292	1823	1117
600	0184106866	1303	1043	648	0184206866	1929	1557	984	0184216866	2229	1793	1125	0184226866	2750	2188	1340
700	0184107866	1520	1217	756	0184207866	2251	1817	1148	0184217866	2601	2092	1312	0184227866	3208	2553	1563
900	0184109866	1954	1565	972	0184209866	2894	2336	1476	0184219866	3344	2690	1687	0184229866	4125	3282	2010

H 2400 - I1=50 / I2=L-60 (mm)

Model	10 D = 62 mm				20 D = 70 mm				21 D = 70 mm				22 D = 102 mm			
n	1,382				1,323				1,335				1,429			
L (mm)	code	Δt 50°C	Δt 42,5°C	Δt 30°C	code	Δt 50°C	Δt 42,5°C	Δt 30°C	code	Δt 50°C	Δt 42,5°C	Δt 30°C	code	Δt 50°C	Δt 42,5°C	Δt 30°C
300	0184103872	722	577	356	0184203872	1040	838	529	0184213872	1191	959	602	0184223872	1493	1184	720
400	0184104872	962	769	475	0184204872	1386	1118	705	0184214872	1588	1278	803	0184224872	1991	1578	959
500	0184105872	1203	961	594	0184205872	1733	1397	881	0184215872	1985	1598	1003	0184225872	2489	1973	1199
600	0184106872	1444	1153	713	0184206872	2079	1677	1058	0184216872	2382	1917	1204	0184226872	2986	2367	1439
700	0184107872	1684	1345	831	0184207872	2426	1956	1234	0184217872	2779	2237	1405	0184227872	3484	2762	1679
900	0184109872	2165	1730	1069	0184209872	3119	2515	1587	0184219872	3572	2876	1806	0184229872	4479	3551	2159

Linear was created to meet the most modern aesthetic demands, where elegance becomes the hallmark of essential and sleek lines. It combines beauty with technology and greater energy savings, thanks to the very design of the product itself. An important note of technological innovation and environmental sustainability.



Linear Range

Linear stands out for its sober, linear, and timeless aesthetics, designed to warm spaces of various styles and uses.

Alongside its versatile design, these panel radiators combine high energy efficiency with the ability to exploit medium-to-low temperature heat sources.

The use of top-quality steel, cutting-edge manufacturing processes, glossy and highly durable paintwork subjected to rigorous testing, are just a few of the elements that make this radiator range a benchmark in terms of reliability and versatility.

Linear is available in:

- C4 Compact with 4 lateral connections
- V6 L with lower side connection and 4 connections
- V6 C with central lower connection and 4 connections
- V8 with lower side, central lower, and 4 side connections
- C4 Hygiene and V6 Hygiene, designed for easy cleaning without compromising thermal performance
- C6 Vertical with 6 connections, available in heights from 1400 to 2400 mm and widths from 300 to 900 mm.

Innovation

RADIATORS offers the largest MADE IN ITALY selection of panels, historically the leading Italian company worldwide in this product family.

Quality and Performance

Manufactured with highly automated stamping and welding processes, designed to maximize efficiency with convective flows, the Linear range also features unique details such as rounded corners and screwed side panels, emphasizing its advanced design.

Painting

The panels feature high-quality painting achieved through an industrial process typical of the automotive sector.


The painting system involves three stages:

- Hot degreasing and phosphating
- Cathodic immersion primer coating to apply color evenly on both internal and external parts of the radiator; followed by baking at 185 °C
- Finishing with epoxy powders and oven curing at 170 °C to give the panels a smooth and glossy surface. The color is White RAL 9016, compliant with DIN55900.

Certifications and Compliance Marks

The plate convectors are CE certified.

For additional information about RAL and NF certification get on the list of technical data by scanning the QR code.



Or contact info.dlr@radiators-spa.it

Warranty

Thanks to high-quality standards and the implementation of automated control systems, RADIATORS is the only company able to guarantee its hydronic products for 15 years.

LINEAR C4 Compact



Image for illustrative purposes only

Technical specifications

Material: Steel UNI EN 10130:2007

Channel pitch: 33,33 mm

Connection thread: 1/2" G

Operating pressure: 10 bar

Test pressure: 13 bar

Maximum operating temperature: 110°C

Three-phase painting process:

- Hot pretreatment and phosphating
- Cathoretic immersion primer coating
- Final epoxy powder finish for aesthetics

Connections and Standard Supply


Linear compact is supplied with:

- Top grille
- Screwed side panels for increased safety
- 4 x 1/2" side connections

The product is supplied with pre-installed plastic caps that must be removed before installation and replaced with the plugs included in the fixing kit.

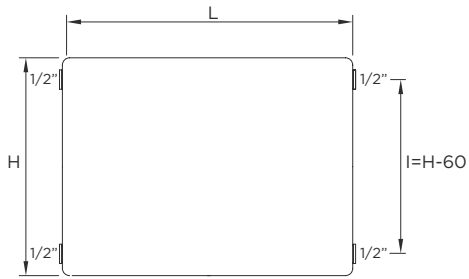
Fixing kit not included in the supply.

Thermostatic insert and thermostatic head can be ordered separately.

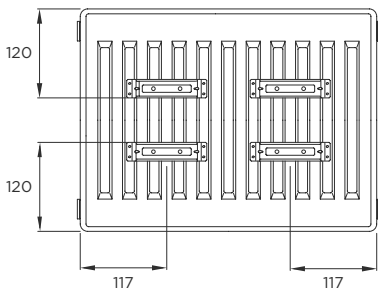


LINEAR C4 Compact

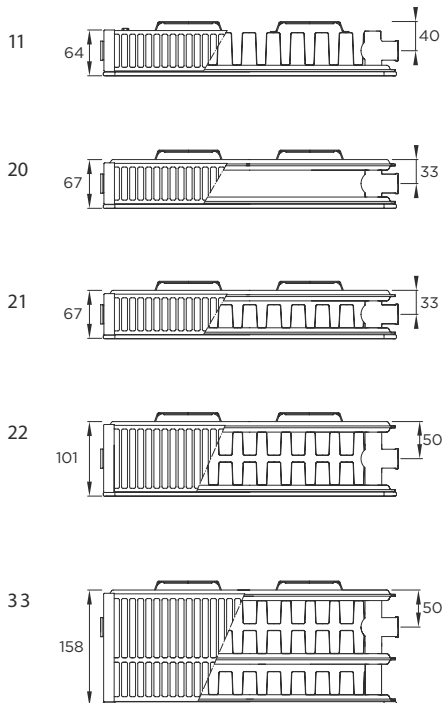
Front view



Rear view



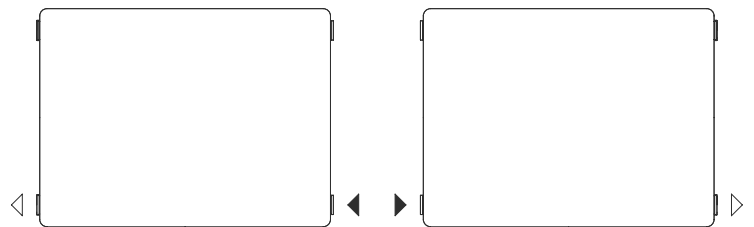
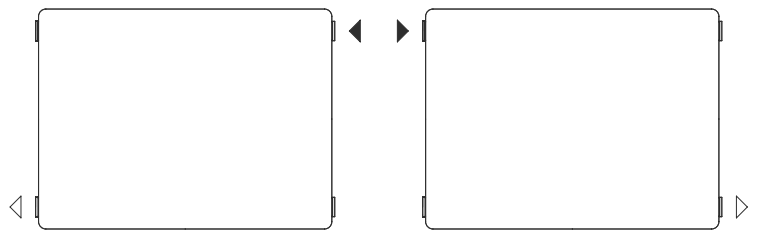
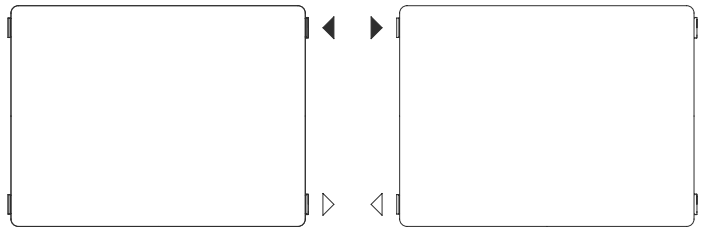
Top view



Configurations

◀ Inlet

◁ Outlet



Dimensions are expressed in mm

LINEAR C4 Compact

H 300 - I=240 (mm)

D = Depth | n = Exponent | L = Length | H = Height | I = Pipe center
 Δt 50°C 75/65-20 W | Δt 42,5°C 70/55-20 W | Δt 30°C 55/45-20 W
 For colored versions, please contact RADIATORS customer service.

Model	11 D = 64 mm				20 D = 67 mm				21 D = 67 mm				22 D = 101 mm				33 D = 158 mm			
n	1,203				1,309				1,260				1,259				1,262			
L (mm)	code	Δt 50°C	Δt 42,5°C	Δt 30°C	code	Δt 50°C	Δt 42,5°C	Δt 30°C	code	Δt 50°C	Δt 42,5°C	Δt 30°C	code	Δt 50°C	Δt 42,5°C	Δt 30°C	code	Δt 50°C	Δt 42,5°C	Δt 30°C
400	0182113112	190	156	103	0182203112	206	167	106	0182343112	276	225	145	0182223112	361	295	190	0182333112	509	415	267
500	0182113115	237	195	128	0182203115	258	208	132	0182343115	345	281	181	0182223115	452	368	237	0182333115	636	518	334
600	0182113118	285	234	154	0182203118	309	250	158	0182343118	413	337	217	0182223118	542	442	285	0182333118	764	622	401
700	0182113121	332	273	180	0182203121	361	291	185	0182343121	482	393	253	0182223121	632	515	332	0182333121	891	726	467
800	0182113124	380	312	205	0182203124	412	333	211	0182343124	551	449	290	0182223124	723	589	380	0182333124	1018	829	534
900	0182113127	427	351	231	0182203127	464	375	237	0182343127	620	505	326	0182223127	813	663	427	0182333127	1145	933	601
1000	0182113130	475	390	257	0182203130	515	416	264	0182343130	689	561	362	0182223130	904	736	475	0182333130	1273	1037	668
1100	0182113133	522	430	282	0182203133	567	458	290	0182343133	758	618	398	0182223133	994	810	522	0182333133	1400	1140	735
1200	0182113136	570	469	308	0182203136	618	500	317	0182343136	827	674	434	0182223136	1084	884	570	0182333136	1527	1244	801
1400	0182113142	665	547	360	0182203142	721	583	369	0182343142	965	786	507	0182223142	1265	1031	665	0182333142	1782	1451	935
1600	0182113148	760	625	411	0182203148	824	666	422	0182343148	1103	898	579	0182223148	1446	1178	760	0182333148	2036	1658	1068
1800	0182113154	855	703	462	0182203154	927	749	475	0182343154	1240	1011	651	0182223154	1626	1325	855	0182333154	2291	1866	1202
2000	0182113160	950	781	514	0182203160	1030	833	528	0182343160	1378	1123	724	0182223160	1807	1473	950	0182333160	2545	2073	1336
2300	0182113169	1092	898	591	0182203169	1185	958	607	0182343169	1585	1291	832	0182223169	2078	1694	1092	0182333169	2927	2384	1536
2600	0182113178	1235	1015	668	0182203178	1339	1082	686	0182343178	1792	1460	941	0182223178	2349	1914	1235	0182333178	3309	2695	1736
3000	0182113190	1425	1171	770	0182203190	1545	1249	792	0182343190	2067	1684	1086	0182223190	2711	2209	1425	0182333190	3818	3110	2003

H 400 - I=340 (mm)

Model	11 D = 64 mm				20 D = 67 mm				21 D = 67 mm				22 D = 101 mm				33 D = 158 mm			
n	1,214				1,289				1,271				1,269				1,272			
L (mm)	code	Δt 50°C	Δt 42,5°C	Δt 30°C	code	Δt 50°C	Δt 42,5°C	Δt 30°C	code	Δt 50°C	Δt 42,5°C	Δt 30°C	code	Δt 50°C	Δt 42,5°C	Δt 30°C	code	Δt 50°C	Δt 42,5°C	Δt 30°C
400	0182114112	254	208	136	0182204112	260	211	134	0182344112	348	283	182	0182224112	458	373	240	0182334112	646	525	337
500	0182114115	317	260	171	0182204115	325	263	168	0182344115	435	354	227	0182224115	573	466	300	0182334115	807	657	422
600	0182114118	381	312	205	0182204118	390	316	202	0182344118	522	424	273	0182224118	688	559	360	0182334118	969	788	506
700	0182114121	444	364	239	0182204121	454	369	235	0182344121	609	495	318	0182224121	802	653	419	0182334121	1130	919	590
800	0182114124	507	416	273	0182204124	519	421	269	0182344124	696	566	363	0182224124	917	746	479	0182334124	1292	1051	674
900	0182114127	571	469	307	0182204127	584	474	302	0182344127	783	637	409	0182224127	1032	839	539	0182334127	1453	1182	759
1000	0182114130	634	521	341	0182204130	649	526	336	0182344130	870	707	454	0182224130	1146	932	599	0182334130	1615	1313	843
1100	0182114133	698	573	375	0182204133	714	579	370	0182344133	957	778	500	0182224133	1261	1026	659	0182334133	1776	1444	927
1200	0182114136	761	625	409	0182204136	779	632	403	0182344136	1044	849	545	0182224136	1375	1119	719	0182334136	1938	1576	1012
1400	0182114142	888	729	477	0182204142	909	737	470	0182344142	1218	990	636	0182224142	1605	1305	839	0182334142	2261	1838	1180
1600	0182114148	1015	833	546	0182204148	1039	842	538	0182344148	1392	1132	727	0182224148	1834	1492	959	0182334148	2584	2101	1349
1800	0182114154	1142	937	614	0182204154	1169	948	605	0182344154	1566	1273	818	0182224154	2063	1678	1079	0182334154	2907	2364	1518
2000	0182114160	1268	1041	682	0182204160	1298	1053	672	0182344160	1739	1415	908	0182224160	2292	1865	1198	0182334160	3230	2626	1686
2300	0182114169	1459	1197	784	0182204169	1493	1211	773	0182344169	2000	1627	1045	0182224169	2636	2145	1378	0182334169	3714	3020	1939
2600	0182114178	1649	1354	887	0182204178	1688	1369	874	0182344178	2261	1839	1181	0182224178	2980	2424	1558	0182334178	4198	3414	2192
3000	0182114190	1903	1562	1023	0182204190	1948	1579	1008	0182344190	2609	2122	1363	0182224190	3439	2797	1798	0182334190	4844	3939	2529

H 500 - I=440 (mm)

Model	11 D = 64 mm				20 D = 67 mm				21 D = 67 mm				22 D = 101 mm				33 D = 158 mm			
n	1,225				1,268				1,262				1,280				1,282			
L (mm)	code	Δt 50°C	Δt 42,5°C	Δt 30°C	code	Δt 50°C	Δt 42,5°C	Δt 30°C	code	Δt 50°C	Δt 42,5°C	Δt 30°C	code	Δt 50°C	Δt 42,5°C	Δt 30°C	code	Δt 50°C	Δt 42,5°C	Δt 30°C
400	0182115112	315	258	168	0182205112	312	254	163	0182345112	415	337	216	0182225112	550	447	286	0182335112	774	628	402
500	0182115115	394	323	211	0182205115	390	317	204	0182345115	519	422	270	0182225115	687	558	357	0182335115	968	786	503
600	0182115118	473	387	253	0182205118	468	381	245	0182345118	623	506	324	0182225118	825	670	429	0182335118	1161	943	603
700	0182115121	551	452	295	0182205121	546	444	286	0182345121	727	590	378	0182225121	962	782	500	0182335121	1355	1100	704
800	0182115124	630	516	337	0182205124	624	508	327	0182345124	831	675	432	0182225124	1100	893	572	0182335124	1548	1257	804
900	0182115127	709	581	379	0182205127	702	571	367	0182345127	935	759	485	0182225127	1237	1005	643	0182335127	1742	1414	905
1000	0182115130	788	645	421	0182205130	780	635	408	0182345130	1039	843	539	0182225130	1375	1116	715	0182335130	1935	1571	1005
1100	0182115133	866	710	463	0182205133	858	698	449	0182345133	1143	928	593	0182225133	1512	1228	786	0182335133	2129	1728	1106
1200	0182115136	945	774	505	0182205136	936	762	490	0182345136	1246	1012	647	0182225136	1650	1340	858	0182335136	2322	1885	1206
1400	0182115142	1103	904	590	0182205142	1092	889	571	0182345142	1454	1181	755	0182225142	1925	1563	1001	0182335142	2709	2200	1407
1600	0182115148	1260	1033	674	0182205148	1249	1016	653	0182345148	1662	1349	863	0182225148	2200	1786	1144	0182335148	3096	2514	1608
1800	0182115154	1418	1162	758	0182205154	1405	1143	735	0182345154	1870	1518	971	0182225154	2475	2010	1287	0182335154	3483	2828	1809
2000	0182115160	1575	1291	842	0182205160	1561	1270	816	0182345160	2077	1686	1079	0182225160	2749	2233	1430	0182335160	3871	3142	2011
2300	0182115169	1812	1484	969	0182205169	1795	1460	939	0182345169	2389	1939	1241	0182225169	3162	2568	1644	0182335169	4451	3614	2312
2600	0182115178	2048	1678	1095	0182205178	2029	1651	1061	0182345178	2701	2192	1403	0182225178	3574	2903	1858	0182335178	5032	4085	2614
3000	0182115190	2363	1936	1264	0182205190	2341	1905	1225	0182345190	3116	2530	1618	0182225190	4124	3349	2144	0182335190	5806	4714	3016

Ready for delivery



LINEAR C4 Compact

H 600 - I=540 (mm)

Model	11 D = 64 mm			20 D = 67 mm			21 D = 67 mm			22 D = 101 mm			33 D = 158 mm							
n	1,236			1,247			1,293			1,290			1,292							
L (mm)	code	Δt 50°C	Δt 42,5°C	Δt 30°C	code	Δt 50°C	Δt 42,5°C	Δt 30°C	code	Δt 50°C	Δt 42,5°C	Δt 30°C	code	Δt 50°C	Δt 42,5°C	Δt 30°C	code	Δt 50°C	Δt 42,5°C	Δt 30°C
400	0182116112	374	306	199	0182206112	364	297	192	0182346112	479	388	247	0182226112	637	516	329	0182336112	895	725	462
500	0182116115	467	382	248	0182206115	455	372	241	0182346115	599	485	309	0182226115	796	645	411	0182336115	1118	907	578
600	0182116118	561	459	298	0182206118	546	446	289	0182346118	719	582	371	0182226118	955	774	494	0182336118	1342	1088	694
700	0182116121	654	535	348	0182206121	637	520	337	0182346121	838	679	433	0182226121	1114	903	576	0182336121	1566	1269	809
800	0182116124	747	611	397	0182206124	728	595	385	0182346124	958	777	495	0182226124	1273	1032	658	0182336124	1790	1451	925
900	0182116127	841	688	447	0182206127	819	669	433	0182346127	1078	874	557	0182226127	1432	1161	741	0182336127	2013	1632	1040
1000	0182116130	934	764	497	0182206130	910	743	481	0182346130	1198	971	619	0182226130	1591	1290	823	0182336130	2237	1813	1156
1100	0182116133	1028	841	547	0182206133	1001	818	529	0182346133	1318	1068	680	0182226133	1751	1419	905	0182336133	2461	1995	1272
1200	0182116136	1121	917	596	0182206136	1092	892	577	0182346136	1437	1165	742	0182226136	1910	1548	988	0182336136	2684	2176	1387
1400	0182116142	1308	1070	696	0182206142	1274	1040	674	0182346142	1677	1359	866	0182226142	2228	1806	1152	0182336142	3132	2539	1618
1600	0182116148	1495	1223	795	0182206148	1456	1189	770	0182346148	1916	1553	990	0182226148	2546	2064	1317	0182336148	3579	2901	1850
1800	0182116154	1682	1376	894	0182206154	1639	1338	866	0182346154	2156	1747	1113	0182226154	2864	2322	1481	0182336154	4027	3264	2081
2000	0182116160	1869	1528	994	0182206160	1821	1486	962	0182346160	2396	1941	1237	0182226160	3183	2580	1646	0182336160	4474	3626	2312
2300	0182116169	2149	1758	1143	0182206169	2094	1709	1107	0182346169	2755	2232	1423	0182226169	3660	2967	1893	0182336169	5145	4170	2659
2600	0182116178	2429	1987	1292	0182206178	2367	1932	1251	0182346178	3114	2524	1608	0182226178	4138	3355	2140	0182336178	5816	4714	3006
3000	0182116190	2803	2293	1490	0182206190	2731	2230	1444	0182346190	3593	2912	1856	0182226190	4774	3871	2469	0182336190	6711	5440	3468

Ready for delivery

H 900 - I=840 (mm)

Model	11 P = 64 mm			20 P = 67 mm			21 P = 67 mm			22 P = 101 mm			33 P = 158 mm							
n	1,263			1,257			1,315			1,312			1,328							
L (mm)	Référence	Δt 50°C	Δt 42,5°C	Δt 30°C	Référence	Δt 50°C	Δt 42,5°C	Δt 30°C	Référence	Δt 50°C	Δt 42,5°C	Δt 30°C	Référence	Δt 50°C	Δt 42,5°C	Δt 30°C	Référence	Δt 50°C	Δt 42,5°C	Δt 30°C
400	0182119112	532	433	279	0182209112	521	425	274	0182349112	651	526	332	0182229112	873	705	447	0182339112	1219	982	619
500	0182119115	665	541	349	0182209115	651	531	343	0182349115	813	657	415	0182229115	1091	882	558	0182339115	1524	1228	773
600	0182119118	798	650	418	0182209118	782	637	411	0182349118	976	788	499	0182229118	1310	1058	670	0182339118	1829	1474	928
700	0182119121	931	758	488	0182209121	912	743	480	0182349121	1139	920	582	0182229121	1528	1234	781	0182339121	2133	1719	1082
800	0182119124	1064	866	558	0182209124	1042	849	548	0182349124	1301	1051	665	0182229124	1746	1411	893	0182339124	2438	1965	1237
900	0182119127	1197	975	628	0182209127	1172	956	617	0182349127	1464	1182	748	0182229127	1965	1587	1005	0182339127	2743	2210	1392
1000	0182119130	1330	1083	697	0182209130	1303	1062	685	0182349130	1627	1314	831	0182229130	2183	1763	1116	0182339130	3048	2456	1546
1100	0182119133	1463	1191	767	0182209133	1433	1168	754	0182349133	1790	1445	914	0182229133	2401	1940	1228	0182339133	3353	2702	1701
1200	0182119136	1596	1300	837	0182209136	1563	1274	822	0182349136	1952	1577	997	0182229136	2619	2116	1340	0182339136	3657	2947	1856
1400	0182119142	1862	1516	976	0182209142	1824	1487	959	0182349142	2278	1839	1163	0182229142	3056	2469	1563	0182339142	4267	3438	2165
1600	0182119148	2127	1733	1116	0182209148	2084	1699	1096	0182349148	2603	2102	1330	0182229148	3493	2821	1786	0182339148	4876	3930	2474
1800	0182119154	2393	1949	1255	0182209154	2345	1911	1233	0182349154	2928	2365	1496	0182229154	3929	3174	2009	0182339154	5486	4421	2783
2000	0182119160	2659	2166	1395	0182209160	2605	2124	1370	0182349160	3254	2628	1662	0182229160	4366	3527	2233	0182339160	6096	4912	3093
2300	0182119169	3058	2491	1604	0182209169	2996	2442	1576	0182349169	3742	3022	1911	0182229169	5021	4056	2567	0182339169	7010	5649	3556
2600	0182119178	3457	2816	1813	0182209178	3387	2761	1782	0182349178	4230	3416	2161	0182229178	5675	4585	2902	0182339178	7924	6386	4020
3000	0182119190	3989	3249	2092	0182209190	3908	3185	2056	0182349190	4881	3941	2493	0182229190	6548	5290	3349	0182339190	9143	7368	4639

Ready for delivery

LINEAR V6 L



Image for illustrative purposes only

Technical specifications

Material: Steel UNI EN 10130:2007

Channel pitch: 33,33 mm

Connection thread: 1/2" G - 3/4" G

Operating pressure: 10 bar

Test pressure: 13 bar

Maximum operating temperature: 110°C

Three-phase painting process:

- Hot pretreatment and phosphating
- Cathaphoretic immersion primer coating
- Final epoxy powder finish for aesthetics

Connections and Standard Supply

Linear with right side connection is supplied with:

- Top grille
- Screwed side panels for increased safety
- 4 x 1/2" side connections
- 2 x 3/4" bottom connections, external thread, pipe center 50 mm

The product comes with pre-mounted plastic caps that must be removed before installation and replaced if necessary with plugs that can be purchased separately.

Models 20, 21, 22, 33: Fixing kit F7 including 2 blind plugs 1/2" and 1 air vent 1/2", not included in the supply but available to order separately.

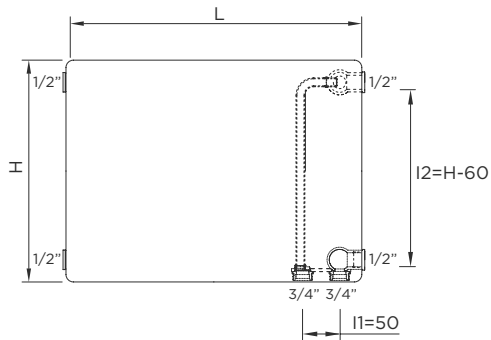
Model 11: Fixing kit GB1 including 1 blind plug 1/2" and 1 air vent 1/2", not included in the supply but available to order separately.

Thermostatic insert and thermostatic head are also available separately.

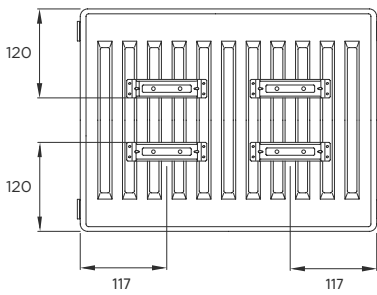


LINEAR V6 L

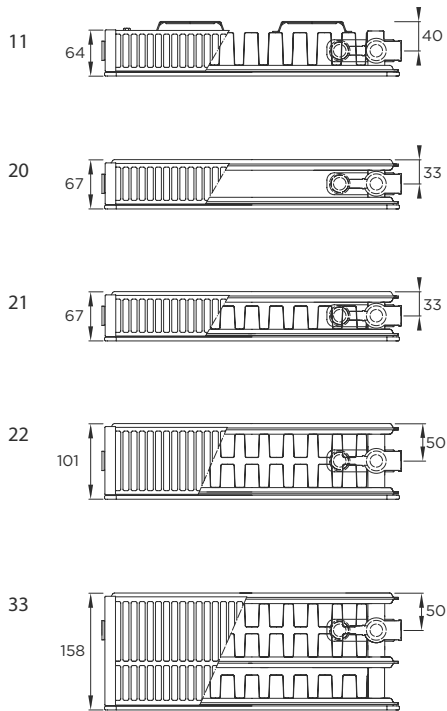
Front view



Rear view mod. 11



Top view

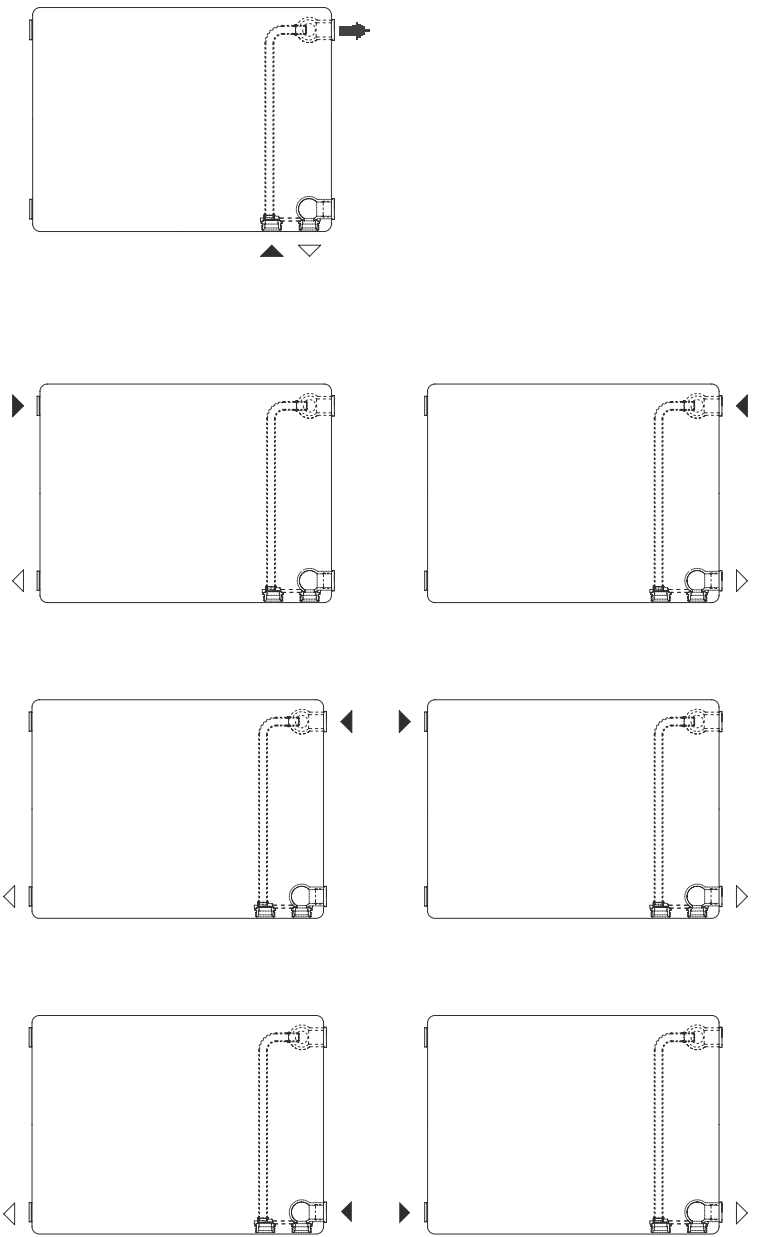


Configurations

◀ Inlet

◁ Outlet

◀ Integrated valve



Dimensions are expressed in mm

LINEAR V6 L

H 300 - I1=50 / I2=240 (mm)

D = Depth | n = Exponent | L = Length | H = Height | I = Pipe center
 Δt 50°C 75/65-20 W | Δt 42,5°C 70/55-20 W | Δt 30°C 55/45-20 W
 For colored versions, please contact RADIATORS customer service.

Model	11 D = 64 mm				20 D = 67 mm				21 D = 67 mm				22 D = 101 mm				33 D = 158 mm			
n	1,203				1,309				1,260				1,259				1,262			
L (mm)	code	Δt 50°C	Δt 42,5°C	Δt 30°C	code	Δt 50°C	Δt 42,5°C	Δt 30°C	code	Δt 50°C	Δt 42,5°C	Δt 30°C	code	Δt 50°C	Δt 42,5°C	Δt 30°C	code	Δt 50°C	Δt 42,5°C	Δt 30°C
400	0182113612	190	156	103	0182203612	206	167	106	0182343612	276	225	145	0182223612	361	295	190	0182333612	509	415	267
500	0182113615	237	195	128	0182203615	258	208	132	0182343615	345	281	181	0182223615	452	368	237	0182333615	636	518	334
600	0182113618	285	234	154	0182203618	309	250	158	0182343618	413	337	217	0182223618	542	442	285	0182333618	764	622	401
700	0182113621	332	273	180	0182203621	361	291	185	0182343621	482	393	253	0182223621	632	515	332	0182333621	891	726	467
800	0182113624	380	312	205	0182203624	412	333	211	0182343624	551	449	290	0182223624	723	589	380	0182333624	1018	829	534
900	0182113627	427	351	231	0182203627	464	375	237	0182343627	620	505	326	0182223627	813	663	427	0182333627	1145	933	601
1000	0182113630	475	390	257	0182203630	515	416	264	0182343630	689	561	362	0182223630	904	736	475	0182333630	1273	1037	668
1100	0182113633	522	430	282	0182203633	567	458	290	0182343633	758	618	398	0182223633	994	810	522	0182333633	1400	1140	735
1200	0182113636	570	469	308	0182203636	618	500	317	0182343636	827	674	434	0182223636	1084	884	570	0182333636	1527	1244	801
1400	0182113642	665	547	360	0182203642	721	583	369	0182343642	965	786	507	0182223642	1265	1031	665	0182333642	1782	1451	935
1600	0182113648	760	625	411	0182203648	824	666	422	0182343648	1103	898	579	0182223648	1446	1178	760	0182333648	2036	1658	1068
1800	0182113654	855	703	462	0182203654	927	749	475	0182343654	1240	1011	651	0182223654	1626	1325	855	0182333654	2291	1866	1202
2000	0182113660	950	781	514	0182203660	1030	833	528	0182343660	1378	1123	724	0182223660	1807	1473	950	0182333660	2545	2073	1336
2300	0182113669	1092	898	591	0182203669	1185	958	607	0182343669	1585	1291	832	0182223669	2078	1694	1092	0182333669	2927	2384	1536
2600	0182113678	1235	1015	668	0182203678	1339	1082	686	0182343678	1792	1460	941	0182223678	2349	1914	1235	0182333678	3309	2695	1736
3000	0182113690	1425	1171	770	0182203690	1545	1249	792	0182343690	2067	1684	1086	0182223690	2711	2209	1425	0182333690	3818	3110	2003

H 400 - I1=50 / I2=340 (mm)

Model	11 D = 64 mm				20 D = 67 mm				21 D = 67 mm				22 D = 101 mm				33 D = 158 mm			
n	1,214				1,289				1,271				1,269				1,272			
L (mm)	code	Δt 50°C	Δt 42,5°C	Δt 30°C	code	Δt 50°C	Δt 42,5°C	Δt 30°C	code	Δt 50°C	Δt 42,5°C	Δt 30°C	code	Δt 50°C	Δt 42,5°C	Δt 30°C	code	Δt 50°C	Δt 42,5°C	Δt 30°C
400	0182114612	254	208	136	0182204612	260	211	134	0182344612	348	283	182	0182224612	458	373	240	0182334612	646	525	337
500	0182114615	317	260	171	0182204615	325	263	168	0182344615	435	354	227	0182224615	573	466	300	0182334615	807	657	422
600	0182114618	381	312	205	0182204618	390	316	202	0182344618	522	424	273	0182224618	688	559	360	0182334618	969	788	506
700	0182114621	444	364	239	0182204621	454	369	235	0182344621	609	495	318	0182224621	802	653	419	0182334621	1130	919	590
800	0182114624	507	416	273	0182204624	519	421	269	0182344624	696	566	363	0182224624	917	746	479	0182334624	1292	1051	674
900	0182114627	571	469	307	0182204627	584	474	302	0182344627	783	637	409	0182224627	1032	839	539	0182334627	1453	1182	759
1000	0182114630	634	521	341	0182204630	649	526	336	0182344630	870	707	454	0182224630	1146	932	599	0182334630	1615	1313	843
1100	0182114633	698	573	375	0182204633	714	579	370	0182344633	957	778	500	0182224633	1261	1026	659	0182334633	1776	1444	927
1200	0182114636	761	625	409	0182204636	779	632	403	0182344636	1044	849	545	0182224636	1375	1119	719	0182334636	1938	1576	1012
1400	0182114642	888	729	477	0182204642	909	737	470	0182344642	1218	990	636	0182224642	1605	1305	839	0182334642	2261	1838	1180
1600	0182114648	1015	833	546	0182204648	1039	842	538	0182344648	1392	1132	727	0182224648	1834	1492	959	0182334648	2584	2101	1349
1800	0182114654	1142	937	614	0182204654	1169	948	605	0182344654	1566	1273	818	0182224654	2063	1678	1079	0182334654	2907	2364	1518
2000	0182114660	1268	1041	682	0182204660	1298	1053	672	0182344660	1739	1415	908	0182224660	2292	1865	1198	0182334660	3230	2626	1686
2300	0182114669	1459	1197	784	0182204669	1493	1211	773	0182344669	2000	1627	1045	0182224669	2636	2145	1378	0182334669	3714	3020	1939
2600	0182114678	1649	1354	887	0182204678	1688	1369	874	0182344678	2261	1839	1181	0182224678	2980	2424	1558	0182334678	4198	3414	2192
3000	0182114690	1903	1562	1023	0182204690	1948	1579	1008	0182344690	2609	2122	1363	0182224690	3439	2797	1798	0182334690	4844	3939	2529

H 500 - I1=50 / I2=440 (mm)

Model	11 D = 64 mm				20 D = 67 mm				21 D = 67 mm				22 D = 101 mm				33 D = 158 mm			
n	1,225				1,268				1,262				1,280				1,282			
L (mm)	code	Δt 50°C	Δt 42,5°C	Δt 30°C	code	Δt 50°C	Δt 42,5°C	Δt 30°C	code	Δt 50°C	Δt 42,5°C	Δt 30°C	code	Δt 50°C	Δt 42,5°C	Δt 30°C	code	Δt 50°C	Δt 42,5°C	Δt 30°C
400	0182115612	315	258	168	0182205612	312	254	163	0182345612	415	337	216	0182225612	550	447	286	0182335612	774	628	402
500	0182115615	394	323	211	0182205615	390	317	204	0182345615	519	422	270	0182225615	687	558	357	0182335615	968	786	503
600	0182115618	473	387	253	0182205618	468	381	245	0182345618	623	506	324	0182225618	825	670	429	0182335618	1161	943	603
700	0182115621	551	452	295	0182205621	546	444	286	0182345621	727	590	378	0182225621	962	782	500	0182335621	1355	1100	704
800	0182115624	630	516	337	0182205624	624	508	327	0182345624	831	675	432	0182225624	1100	893	572	0182335624	1548	1257	804
900	0182115627	709	581	379	0182205627	702	571	367	0182345627	935	759	485	0182225627	1237	1005	643	0182335627	1742	1414	905
1000	0182115630	788	645	421	0182205630	780	635	408	0182345630	1039	843	539	0182225630	1375	1116	715	0182335630	1935	1571	1005
1100	0182115633	866	710	463	0182205633	858	698	449	0182345633	1143	928	593	0182225633	1512	1228	786	0182335633	2129	1728	1106
1200	0182115636	945	774	505	0182205636	936	762	490	0182345636	1246	1012	647	0182225636	1650	1340	858	0182335636	2322	1885	1206
1400	0182115642	1103	904	590	0182205642	1092	889	571	0182345642	1454	1181	755	0182225642	1925	1563	1001	0182335642	2709	2200	1407
1600	0182115648	1260	1033	674	0182205648	1249	1016	653	0182345648	1662	1349	863	0182225648	2200	1786	1144	0182335648	3096	2514	1608
1800	0182115654	1418	1162	758	0182205654	1405	1143	735	0182345654	1870	1518	971	0182225654	2475	2010	1287	0182335654	3483	2828	1809
2000	0182115660	1575	1291	842	0182205660	1561	1270	816	0182345660	2077	1686	1079	0182225660	2749	2233	1430	0182335660	3871	3142	2011
2300	0182115669	1812	1484	969	0182205669	1795	1460	939	0182345669	2389	1939	1241	0182225669	3162	2568	1644	0182335669	4451	3614	2312
2600	0182115678	2048	1678	1095	0182205678	2029	1651	1061	0182345678	2701	2192	1403	0182225678	3574	2903	1858	0182335678	5032	4085	2614
3000	0182115690	2363	1936	1264	0182205690	2341	1905	1225	0182345690	3116	2530	1618	0182225690	4124	3349	2144	0182335690	5806	4714	3016

LINEAR V6 L

H 600 - I1=50 / I2=540 (mm)

Model	11 D = 64 mm			20 D = 67 mm			21 D = 67 mm			22 D = 101 mm			33 D = 158 mm							
n	1,236			1,247			1,293			1,290			1,292							
L (mm)	code	Δt 50°C	Δt 42,5°C	Δt 30°C	code	Δt 50°C	Δt 42,5°C	Δt 30°C	code	Δt 50°C	Δt 42,5°C	Δt 30°C	code	Δt 50°C	Δt 42,5°C	Δt 30°C	code	Δt 50°C	Δt 42,5°C	Δt 30°C
400	0182116612	374	306	199	0182206612	364	297	192	0182346612	479	388	247	0182226612	637	516	329	0182336612	895	725	462
500	0182116615	467	382	248	0182206615	455	372	241	0182346615	599	485	309	0182226615	796	645	411	0182336615	1118	907	578
600	0182116618	561	459	298	0182206618	546	446	289	0182346618	719	582	371	0182226618	955	774	494	0182336618	1342	1088	694
700	0182116621	654	535	348	0182206621	637	520	337	0182346621	838	679	433	0182226621	1114	903	576	0182336621	1566	1269	809
800	0182116624	747	611	397	0182206624	728	595	385	0182346624	958	777	495	0182226624	1273	1032	658	0182336624	1790	1451	925
900	0182116627	841	688	447	0182206627	819	669	433	0182346627	1078	874	557	0182226627	1432	1161	741	0182336627	2013	1632	1040
1000	0182116630	934	764	497	0182206630	910	743	481	0182346630	1198	971	619	0182226630	1591	1290	823	0182336630	2237	1813	1156
1100	0182116633	1028	841	547	0182206633	1001	818	529	0182346633	1318	1068	680	0182226633	1751	1419	905	0182336633	2461	1995	1272
1200	0182116636	1121	917	596	0182206636	1092	892	577	0182346636	1437	1165	742	0182226636	1910	1548	988	0182336636	2684	2176	1387
1400	0182116642	1308	1070	696	0182206642	1274	1040	674	0182346642	1677	1359	866	0182226642	2228	1806	1152	0182336642	3132	2539	1618
1600	0182116648	1495	1223	795	0182206648	1456	1189	770	0182346648	1916	1553	990	0182226648	2546	2064	1317	0182336648	3579	2901	1850
1800	0182116654	1682	1376	894	0182206654	1639	1338	866	0182346654	2156	1747	1113	0182226654	2864	2322	1481	0182336654	4027	3264	2081
2000	0182116660	1869	1528	994	0182206660	1821	1486	962	0182346660	2396	1941	1237	0182226660	3183	2580	1646	0182336660	4474	3626	2312
2300	0182116669	2149	1758	1143	0182206669	2094	1709	1107	0182346669	2755	2232	1423	0182226669	3660	2967	1893	0182336669	5145	4170	2659
2600	0182116678	2429	1987	1292	0182206678	2367	1932	1251	0182346678	3114	2524	1608	0182226678	4138	3355	2140	0182336678	5816	4714	3006
3000	0182116690	2803	2293	1490	0182206690	2731	2230	1444	0182346690	3593	2912	1856	0182226690	4774	3871	2469	0182336690	6711	5440	3468

H 900 - I1=50 / I2=840 (mm)

Model	11 D = 64 mm			20 D = 67 mm			21 D = 67 mm			22 D = 101 mm			33 D = 158 mm							
n	1,263			1,257			1,315			1,312			1,328							
L (mm)	code	Δt 50°C	Δt 42,5°C	Δt 30°C	code	Δt 50°C	Δt 42,5°C	Δt 30°C	code	Δt 50°C	Δt 42,5°C	Δt 30°C	code	Δt 50°C	Δt 42,5°C	Δt 30°C	code	Δt 50°C	Δt 42,5°C	Δt 30°C
400	0182119612	532	433	279	0182209612	521	425	274	0182349612	651	526	332	0182229612	873	705	447	0182339612	1219	982	619
500	0182119615	665	541	349	0182209615	651	531	343	0182349615	813	657	415	0182229615	1091	882	558	0182339615	1524	1228	773
600	0182119618	798	650	418	0182209618	782	637	411	0182349618	976	788	499	0182229618	1310	1058	670	0182339618	1829	1474	928
700	0182119621	931	758	488	0182209621	912	743	480	0182349621	1139	920	582	0182229621	1528	1234	781	0182339621	2133	1719	1082
800	0182119624	1064	866	558	0182209624	1042	849	548	0182349624	1301	1051	665	0182229624	1746	1411	893	0182339624	2438	1965	1237
900	0182119627	1197	975	628	0182209627	1172	956	617	0182349627	1464	1182	748	0182229627	1965	1587	1005	0182339627	2743	2210	1392
1000	0182119630	1330	1083	697	0182209630	1303	1062	685	0182349630	1627	1314	831	0182229630	2183	1763	1116	0182339630	3048	2456	1546
1100	0182119633	1463	1191	767	0182209633	1433	1168	754	0182349633	1790	1445	914	0182229633	2401	1940	1228	0182339633	3353	2702	1701
1200	0182119636	1596	1300	837	0182209636	1563	1274	822	0182349636	1952	1577	997	0182229636	2619	2116	1340	0182339636	3657	2947	1856
1400	0182119642	1862	1516	976	0182209642	1824	1487	959	0182349642	2278	1839	1163	0182229642	3056	2469	1563	0182339642	4267	3438	2165
1600	0182119648	2127	1733	1116	0182209648	2084	1699	1096	0182349648	2603	2102	1330	0182229648	3493	2821	1786	0182339648	4876	3930	2474
1800	0182119654	2393	1949	1255	0182209654	2345	1911	1233	0182349654	2928	2365	1496	0182229654	3929	3174	2009	0182339654	5486	4421	2783
2000	0182119660	2659	2166	1395	0182209660	2605	2124	1370	0182349660	3254	2628	1662	0182229660	4366	3527	2233	0182339660	6096	4912	3093
2300	0182119669	3058	2491	1604	0182209669	2996	2442	1576	0182349669	3742	3022	1911	0182229669	5021	4056	2567	0182339669	7010	5649	3556
2600	0182119678	3457	2816	1813	0182209678	3387	2761	1782	0182349678	4230	3416	2161	0182229678	5675	4585	2902	0182339678	7924	6386	4020
3000	0182119690	3989	3249	2092	0182209690	3908	3185	2056	0182349690	4881	3941	2493	0182229690	6548	5290	3349	0182339690	9143	7368	4639

LINEAR V6 C



Image for illustrative purposes only

Technical specifications

Material: Steel UNI EN 10130:2007

Channel pitch: 33,33 mm

Connection thread: 1/2" G - 3/4" G

Operating pressure: 10 bar

Test pressure: 13 bar

Maximum operating temperature: 110°C

Three-phase painting process:

- Hot pretreatment and phosphating
- Cathaphoretic immersion primer coating
- Final epoxy powder finish for aesthetics

Connections and Standard Supply

Linear with central connection, it is supplied with:

- Top grille
- Screwed side panels for increased safety
- 4 x 1/2" side connections
- 2 x 3/4" externally threaded central bottom connections, pipe center 50 mm

The product comes with pre-mounted plastic caps that must be removed before installation and replaced if necessary with plugs that can be purchased separately.

Models 21, 22, 33: Fixing kit F7 including 2 blind plugs 1/2" and 1 air vent 1/2", not included in the supply but available to order separately.

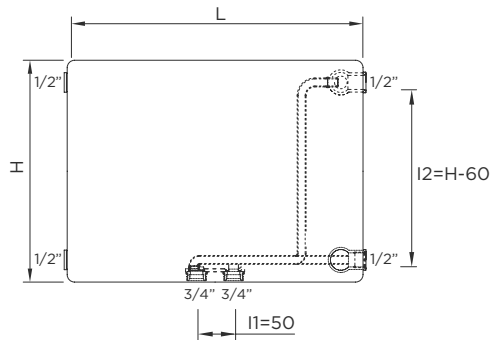
Model 11: Fixing kit GB1 including 1 blind plug 1/2" and 1 air vent 1/2", not included in the supply but available to order separately.

Mono or Dual-Pipe Valve, thermostatable insert, thermostatic head, copper or plastic fittings available in the accessories section.

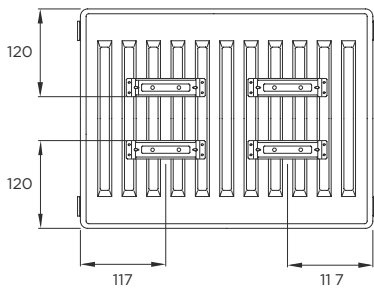


LINEAR V6 C

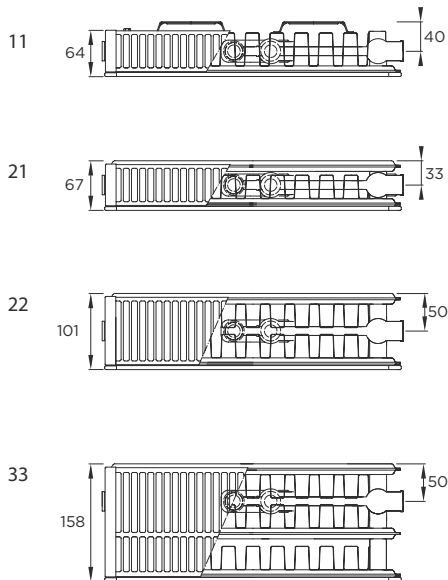
Front view



Rear view mod. 11

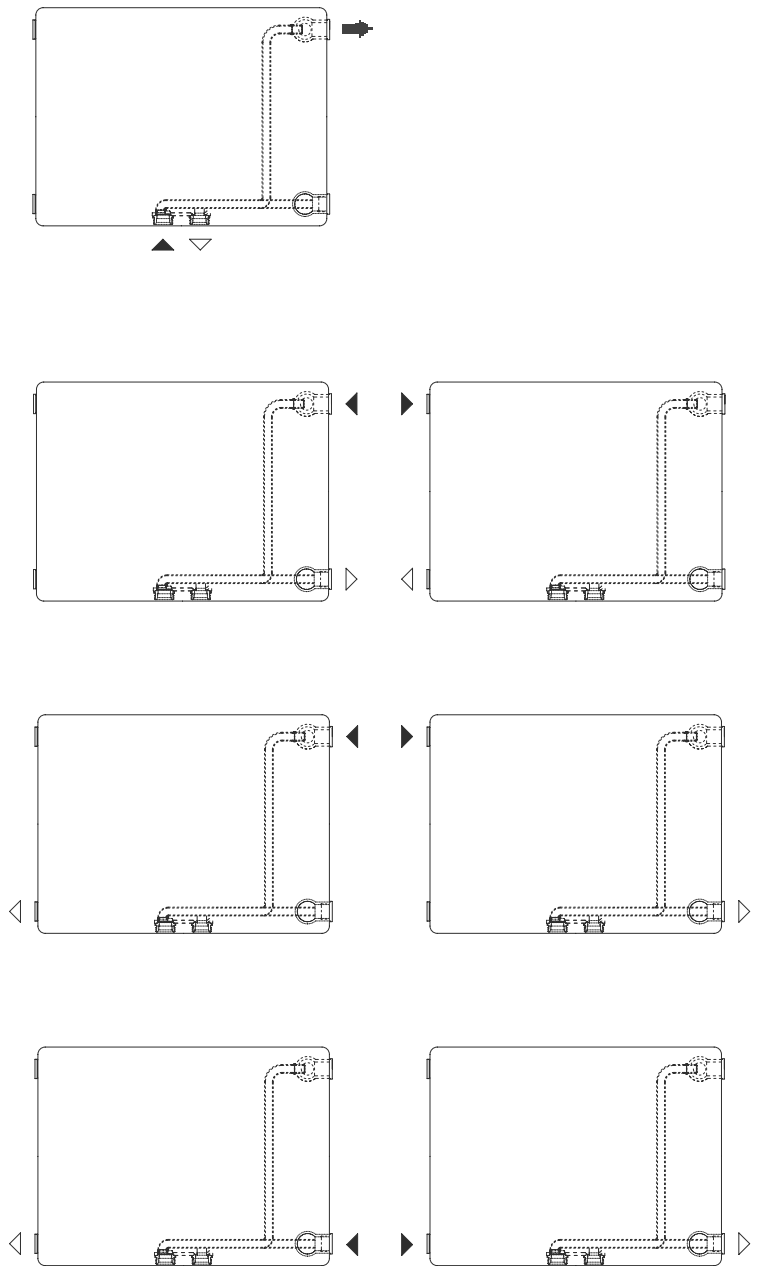


Top view



Configurations

◀ Inlet ◁ Outlet ➡ Integrated valve



Dimensions are expressed in mm

LINEAR V6 C

H 300 - I1=50 / I2=240 (mm)

D = Depth | n = Exponent | L = Length | H = Height | I = Pipe center
Δt 50°C 75/65-20 W | **Δt 42,5°C** 70/55-20 W | **Δt 30°C** 55/45-20 W
 For colored versions, please contact RADIATORS customer service.

Model	11 D = 64 mm				21 D = 67 mm				22 D = 101 mm				33 D = 158 mm			
n	1,203				1,260				1,259				1,262			
L (mm)	code	Δt 50°C	Δt 42,5°C	Δt 30°C	code	Δt 50°C	Δt 42,5°C	Δt 30°C	code	Δt 50°C	Δt 42,5°C	Δt 30°C	code	Δt 50°C	Δt 42,5°C	Δt 30°C
400	0H20113012	190	156	103	0H20653512	276	225	145	0H20223512	361	295	190	0H20333512	509	415	267
500	0H20113015	237	195	128	0H20653515	345	281	181	0H20223515	452	368	237	0H20333515	636	518	334
600	0H20113018	285	234	154	0H20653518	413	337	217	0H20223518	542	442	285	0H20333518	764	622	401
700	0H20113021	332	273	180	0H20653521	482	393	253	0H20223521	632	515	332	0H20333521	891	726	467
800	0H20113024	380	312	205	0H20653524	551	449	290	0H20223524	723	589	380	0H20333524	1018	829	534
900	0H20113027	427	351	231	0H20653527	620	505	326	0H20223527	813	663	427	0H20333527	1145	933	601
1000	0H20113030	475	390	257	0H20653530	689	561	362	0H20223530	904	736	475	0H20333530	1273	1037	668
1100	0H20113033	522	430	282	0H20653533	758	618	398	0H20223533	994	810	522	0H20333533	1400	1140	735
1200	0H20113036	570	469	308	0H20653536	827	674	434	0H20223536	1084	884	570	0H20333536	1527	1244	801
1400	0H20113042	665	547	360	0H20653542	965	786	507	0H20223542	1265	1031	665	0H20333542	1782	1451	935
1600	0H20113048	760	625	411	0H20653548	1103	898	579	0H20223548	1446	1178	760	0H20333548	2036	1658	1068
1800	0H20113054	855	703	462	0H20653554	1240	1011	651	0H20223554	1626	1325	855	0H20333554	2291	1866	1202
2000	0H20113060	950	781	514	0H20653560	1378	1123	724	0H20223560	1807	1473	950	0H20333560	2545	2073	1336
2300	0H20113069	1092	898	591	0H20653569	1585	1291	832	0H20223569	2078	1694	1092	0H20333569	2927	2384	1536
2600	0H20113078	1235	1015	668	0H20653578	1792	1460	941	0H20223578	2349	1914	1235	0H20333578	3309	2695	1736
3000	0H20113090	1425	1171	770	0H20653590	2067	1684	1086	0H20223590	2711	2209	1425	0H20333590	3818	3110	2003

H 400 - I1=50 / I2=340 (mm)

Model	11 D = 64 mm				21 D = 67 mm				22 D = 101 mm				33 D = 158 mm			
n	1,214				1,271				1,269				1,272			
L (mm)	code	Δt 50°C	Δt 42,5°C	Δt 30°C	code	Δt 50°C	Δt 42,5°C	Δt 30°C	code	Δt 50°C	Δt 42,5°C	Δt 30°C	code	Δt 50°C	Δt 42,5°C	Δt 30°C
400	0H20114012	254	208	136	0H20654512	348	283	182	0H20224512	458	373	240	0H20334512	646	525	337
500	0H20114015	317	260	171	0H20654515	435	354	227	0H20224515	573	466	300	0H20334515	807	657	422
600	0H20114018	381	312	205	0H20654518	522	424	273	0H20224518	688	559	360	0H20334518	969	788	506
700	0H20114021	444	364	239	0H20654521	609	495	318	0H20224521	802	653	419	0H20334521	1130	919	590
800	0H20114024	507	416	273	0H20654524	696	566	363	0H20224524	917	746	479	0H20334524	1292	1051	674
900	0H20114027	571	469	307	0H20654527	783	637	409	0H20224527	1032	839	539	0H20334527	1453	1182	759
1000	0H20114030	634	521	341	0H20654530	870	707	454	0H20224530	1146	932	599	0H20334530	1615	1313	843
1100	0H20114033	698	573	375	0H20654533	957	778	500	0H20224533	1261	1026	659	0H20334533	1776	1444	927
1200	0H20114036	761	625	409	0H20654536	1044	849	545	0H20224536	1375	1119	719	0H20334536	1938	1576	1012
1400	0H20114042	888	729	477	0H20654542	1218	990	636	0H20224542	1605	1305	839	0H20334542	2261	1838	1180
1600	0H20114048	1015	833	546	0H20654548	1392	1132	727	0H20224548	1834	1492	959	0H20334548	2584	2101	1349
1800	0H20114054	1142	937	614	0H20654554	1566	1273	818	0H20224554	2063	1678	1079	0H20334554	2907	2364	1518
2000	0H20114060	1268	1041	682	0H20654560	1739	1415	908	0H20224560	2292	1865	1198	0H20334560	3230	2626	1686
2300	0H20114069	1459	1197	784	0H20654569	2000	1627	1045	0H20224569	2636	2145	1378	0H20334569	3714	3020	1939
2600	0H20114078	1649	1354	887	0H20654578	2261	1839	1181	0H20224578	2980	2424	1558	0H20334578	4198	3414	2192
3000	0H20114090	1903	1562	1023	0H20654590	2609	2122	1363	0H20224590	3439	2797	1798	0H20334590	4844	3939	2529

H 500 - I1=50 / I2=440 (mm)

Model	11 D = 64 mm				21 D = 67 mm				22 D = 101 mm				33 D = 158 mm			
n	1,225				1,262				1,280				1,282			
L (mm)	code	Δt 50°C	Δt 42,5°C	Δt 30°C	code	Δt 50°C	Δt 42,5°C	Δt 30°C	code	Δt 50°C	Δt 42,5°C	Δt 30°C	code	Δt 50°C	Δt 42,5°C	Δt 30°C
400	0H20115012	315	258	168	0H20655512	415	337	216	0H20225512	550	447	286	0H20335512	774	628	402
500	0H20115015	394	323	211	0H20655515	519	422	270	0H20225515	687	558	357	0H20335515	968	786	503
600	0H20115018	473	387	253	0H20655518	623	506	324	0H20225518	825	670	429	0H20335518	1161	943	603
700	0H20115021	551	452	295	0H20655521	727	590	378	0H20225521	962	782	500	0H20335521	1355	1100	704
800	0H20115024	630	516	337	0H20655524	831	675	432	0H20225524	1100	893	572	0H20335524	1548	1257	804
900	0H20115027	709	581	379	0H20655527	935	759	485	0H20225527	1237	1005	643	0H20335527	1742	1414	905
1000	0H20115030	788	645	421	0H20655530	1039	843	539	0H20225530	1375	1116	715	0H20335530	1935	1571	1005
1100	0H20115033	866	710	463	0H20655533	1143	928	593	0H20225533	1512	1228	786	0H20335533	2129	1728	1106
1200	0H20115036	945	774	505	0H20655536	1246	1012	647	0H20225536	1650	1340	858	0H20335536	2322	1885	1206
1400	0H20115042	1103	904	590	0H20655542	1454	1181	755	0H20225542	1925	1563	1001	0H20335542	2709	2200	1407
1600	0H20115048	1260	1033	674	0H20655548	1662	1349	863	0H20225548	2200	1786	1144	0H20335548	3096	2514	1608
1800	0H20115054	1418	1162	758	0H20655554	1870	1518	971	0H20225554	2475	2010	1287	0H20335554	3483	2828	1809
2000	0H20115060	1575	1291	842	0H20655560	2077	1686	1079	0H20225560	2749	2233	1430	0H20335560	3871	3142	2011
2300	0H20115069	1812	1484	969	0H20655569	2389	1939	1241	0H20225569	3162	2568	1644	0H20335569	4451	3614	2312
2600	0H20115078	2048	1678	1095	0H20655578	2701	2192	1403	0H20225578	3574	2903	1858	0H20335578	5032	4085	2614
3000	0H20115090	2363	1936	1264	0H20655590	3116	2530	1618	0H20225590	4124	3349	2144	0H20335590	5806	4714	3016

LINEAR V6 C

H 600 - I1=50 / I2=540 (mm)

Model	11 D = 64 mm			21 D = 67 mm			22 D = 101 mm			33 D = 158 mm						
n	1,236			1,293			1,290			1,292						
L (mm)	code	Δt 50°C	Δt 42,5°C	Δt 30°C	code	Δt 50°C	Δt 42,5°C	Δt 30°C	code	Δt 50°C	Δt 42,5°C	Δt 30°C	code	Δt 50°C	Δt 42,5°C	Δt 30°C
400	0H20116012	374	306	199	0H20656512	479	388	247	0H20226512	637	516	329	0H20336512	895	725	462
500	0H20116015	467	382	248	0H20656515	599	485	309	0H20226515	796	645	411	0H20336515	1118	907	578
600	0H20116018	561	459	298	0H20656518	719	582	371	0H20226518	955	774	494	0H20336518	1342	1088	694
700	0H20116021	654	535	348	0H20656521	838	679	433	0H20226521	1114	903	576	0H20336521	1566	1269	809
800	0H20116024	747	611	397	0H20656524	958	777	495	0H20226524	1273	1032	658	0H20336524	1790	1451	925
900	0H20116027	841	688	447	0H20656527	1078	874	557	0H20226527	1432	1161	741	0H20336527	2013	1632	1040
1000	0H20116030	934	764	497	0H20656530	1198	971	619	0H20226530	1591	1290	823	0H20336530	2237	1813	1156
1100	0H20116033	1028	841	547	0H20656533	1318	1068	680	0H20226533	1751	1419	905	0H20336533	2461	1995	1272
1200	0H20116036	1121	917	596	0H20656536	1437	1165	742	0H20226536	1910	1548	988	0H20336536	2684	2176	1387
1400	0H20116042	1308	1070	696	0H20656542	1677	1359	866	0H20226542	2228	1806	1152	0H20336542	3132	2539	1618
1600	0H20116048	1495	1223	795	0H20656548	1916	1553	990	0H20226548	2546	2064	1317	0H20336548	3579	2901	1850
1800	0H20116054	1682	1376	894	0H20656554	2156	1747	1113	0H20226554	2864	2322	1481	0H20336554	4027	3264	2081
2000	0H20116060	1869	1528	994	0H20656560	2396	1941	1237	0H20226560	3183	2580	1646	0H20336560	4474	3626	2312
2300	0H20116069	2149	1758	1143	0H20656569	2755	2232	1423	0H20226569	3660	2967	1893	0H20336569	5145	4170	2659
2600	0H20116078	2429	1987	1292	0H20656578	3114	2524	1608	0H20226578	4138	3355	2140	0H20336578	5816	4714	3006
3000	0H20116090	2803	2293	1490	0H20656590	3593	2912	1856	0H20226590	4774	3871	2469	0H20336590	6711	5440	3468

H 900 - I1=50 / I2=840 (mm)

Model	11 D = 64 mm			21 D = 67 mm			22 D = 101 mm			33 D = 158 mm						
n	1,263			1,315			1,312			1,328						
L (mm)	code	Δt 50°C	Δt 42,5°C	Δt 30°C	code	Δt 50°C	Δt 42,5°C	Δt 30°C	code	Δt 50°C	Δt 42,5°C	Δt 30°C	code	Δt 50°C	Δt 42,5°C	Δt 30°C
400	0H20119012	532	433	279	0H20659512	651	526	332	0H20229512	873	705	447	0H20339512	1219	982	619
500	0H20119015	665	541	349	0H20659515	813	657	415	0H20229515	1091	882	558	0H20339515	1524	1228	773
600	0H20119018	798	650	418	0H20659518	976	788	499	0H20229518	1310	1058	670	0H20339518	1829	1474	928
700	0H20119021	931	758	488	0H20659521	1139	920	582	0H20229521	1528	1234	781	0H20339521	2133	1719	1082
800	0H20119024	1064	866	558	0H20659524	1301	1051	665	0H20229524	1746	1411	893	0H20339524	2438	1965	1237
900	0H20119027	1197	975	628	0H20659527	1464	1182	748	0H20229527	1965	1587	1005	0H20339527	2743	2210	1392
1000	0H20119030	1330	1083	697	0H20659530	1627	1314	831	0H20229530	2183	1763	1116	0H20339530	3048	2456	1546
1100	0H20119033	1463	1191	767	0H20659533	1790	1445	914	0H20229533	2401	1940	1228	0H20339533	3353	2702	1701
1200	0H20119036	1596	1300	837	0H20659536	1952	1577	997	0H20229536	2619	2116	1340	0H20339536	3657	2947	1856
1400	0H20119042	1862	1516	976	0H20659542	2278	1839	1163	0H20229542	3056	2469	1563	0H20339542	4267	3438	2165
1600	0H20119048	2127	1733	1116	0H20659548	2603	2102	1330	0H20229548	3493	2821	1786	0H20339548	4876	3930	2474
1800	0H20119054	2393	1949	1255	0H20659554	2928	2365	1496	0H20229554	3929	3174	2009	0H20339554	5486	4421	2783
2000	0H20119060	2659	2166	1395	0H20659560	3254	2628	1662	0H20229560	4366	3527	2233	0H20339560	6096	4912	3093
2300	0H20119069	3058	2491	1604	0H20659569	3742	3022	1911	0H20229569	5021	4056	2567	0H20339569	7010	5649	3556
2600	0H20119078	3457	2816	1813	0H20659578	4230	3416	2161	0H20229578	5675	4585	2902	0H20339578	7924	6386	4020
3000	0H20119090	3989	3249	2092	0H20659590	4881	3941	2493	0H20229590	6548	5290	3349	0H20339590	9143	7368	4639

LINEAR V8



Image for illustrative purposes only

Technical specifications

Material: Steel UNI EN 10130:2007

Channel pitch: 33,33 mm

Connection thread: 1/2" G - 3/4" G

Operating pressure: 10 bar

Test pressure: 13 bar

Maximum operating temperature: 110°C

Three-phase painting process:

- Hot pretreatment and phosphating
- Cathaphoretic immersion primer coating
- Final epoxy powder finish for aesthetics

Connections and Standard Supply

Linear V8 is supplied with:

- Top grille
- Brackets F7 (model 11 Brackets GB1)
- Screwed side panels for increased safety
- 2 x 1/2" side connections
- 2 x 3/4" externally threaded central bottom connections, pipe center 50 mm
- 2 x 3/4" externally threaded lower side connections, pipe center 50 mm
- 2 blind plugs, 1/2"
- 1 air vent, 1/2"

Mono or Dual-Pipe Valve, thermostatable insert, thermostatic head, copper or plastic fittings available in the accessories section.




LINEAR V8



The product is supplied with mounted iron covers that should not be removed if the 3/4" G connections are not used.

STEEL PANEL


◀ Inlet ◁ Outlet



Thermostatic insert and thermostatic head can be ordered separately.

Fixing kit F7 included in the supply for models 21, 22, and 33.

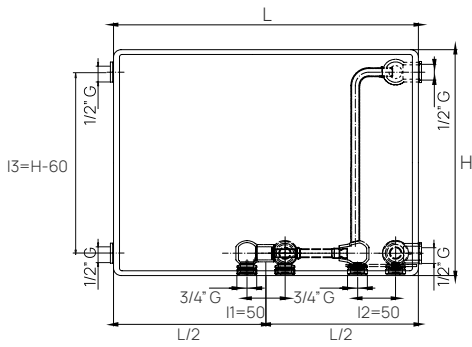
LINEAR V8 inside view



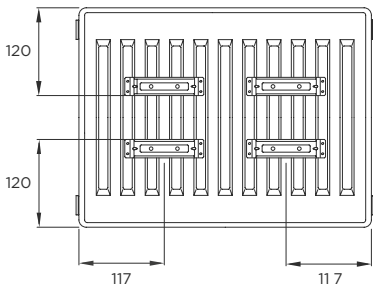
Images for illustrative purposes only

LINEAR V8 possible connections

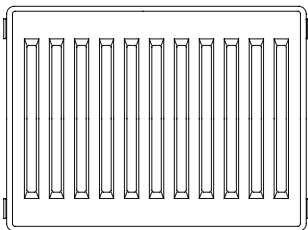
Front view



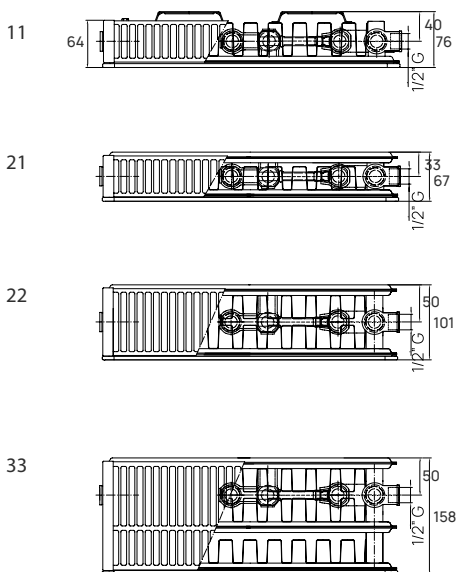
Rear view mod. 11



Rear view mod. 21-22-33

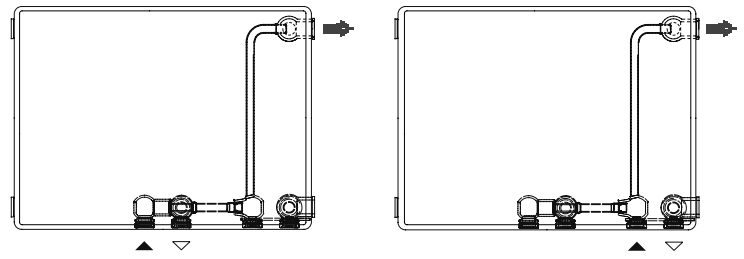


Top view

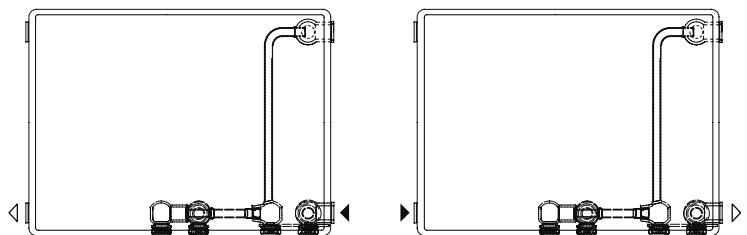
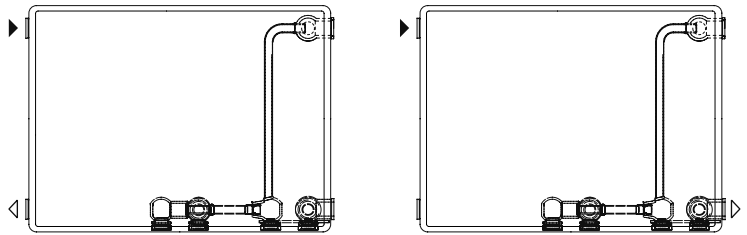
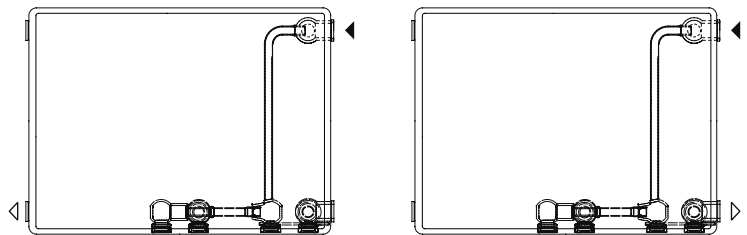


Integrated valve

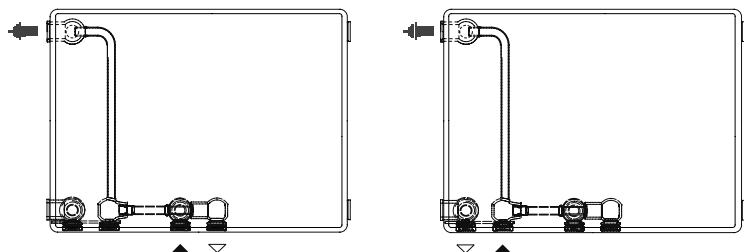
◀ Inlet ◁ Outlet ➡ Integrated valve



Possible connections



Left-side connection versions



Dimensions are expressed in mm

For versions with left-side connection, please check feasibility with our customer service.

LINEAR V8

D = Depth | n = Exponent | L = Length | H = Height | I = Pipe center
 Δt 50°C 75/65-20 W | Δt 42,5°C 70/55-20 W | Δt 30°C 55/45-20 W
 For colored versions, please contact RADIATORS customer service.

H 300 - I1=I2=50 / I3=240 (mm)

Model	11 D = 64 mm				21 D = 67 mm				22 D = 101 mm				33 D = 158 mm			
n	1,203				1,260				1,259				1,262			
L (mm)	code	Δt 50°C	Δt 42,5°C	Δt 30°C	code	Δt 50°C	Δt 42,5°C	Δt 30°C	code	Δt 50°C	Δt 42,5°C	Δt 30°C	code	Δt 50°C	Δt 42,5°C	Δt 30°C
400	0H20253712	190	156	103	0H20653712	276	225	145	0H20553712	361	295	190	0H20753712	509	415	267
500	0H20253715	237	195	128	0H20653715	345	281	181	0H20553715	452	368	237	0H20753715	636	518	334
600	0H20253718	285	234	154	0H20653718	413	337	217	0H20553718	542	442	285	0H20753718	764	622	401
700	0H20253721	332	273	180	0H20653721	482	393	253	0H20553721	632	515	332	0H20753721	891	726	467
800	0H20253724	380	312	205	0H20653724	551	449	290	0H20553724	723	589	380	0H20753724	1018	829	534
900	0H20253727	427	351	231	0H20653727	620	505	326	0H20553727	813	663	427	0H20753727	1145	933	601
1000	0H20253730	475	390	257	0H20653730	689	561	362	0H20553730	904	736	475	0H20753730	1273	1037	668
1100	0H20253733	522	430	282	0H20653733	758	618	398	0H20553733	994	810	522	0H20753733	1400	1140	735
1200	0H20253736	570	469	308	0H20653736	827	674	434	0H20553736	1084	884	570	0H20753736	1527	1244	801
1400	0H20253742	665	547	360	0H20653742	965	786	507	0H20553742	1265	1031	665	0H20753742	1782	1451	935
1600	0H20253748	760	625	411	0H20653748	1103	898	579	0H20553748	1446	1178	760	0H20753748	2036	1658	1068
1800	0H20253754	855	703	462	0H20653754	1240	1011	651	0H20553754	1626	1325	855	0H20753754	2291	1866	1202
2000	0H20253760	950	781	514	0H20653760	1378	1123	724	0H20553760	1807	1473	950	0H20753760	2545	2073	1336
2300	0H20253769	1092	898	591	0H20653769	1585	1291	832	0H20553769	2078	1694	1092	0H20753769	2927	2384	1536
2600	0H20253778	1235	1015	668	0H20653778	1792	1460	941	0H20553778	2349	1914	1235	0H20753778	3309	2695	1736
3000	0H20253790	1425	1171	770	0H20653790	2067	1684	1086	0H20553790	2711	2209	1425	0H20753790	3818	3110	2003

H 400 - I1=I2=50 / I3=340 (mm)

Model	11 D = 64 mm				21 D = 67 mm				22 D = 101 mm				33 D = 158 mm			
n	1,214				1,271				1,269				1,272			
L (mm)	code	Δt 50°C	Δt 42,5°C	Δt 30°C	code	Δt 50°C	Δt 42,5°C	Δt 30°C	code	Δt 50°C	Δt 42,5°C	Δt 30°C	code	Δt 50°C	Δt 42,5°C	Δt 30°C
400	0H20254712	254	208	136	0H20654712	348	283	182	0H20554712	458	373	240	0H20754712	646	525	337
500	0H20254715	317	260	171	0H20654715	435	354	227	0H20554715	573	466	300	0H20754715	807	657	422
600	0H20254718	381	312	205	0H20654718	522	424	273	0H20554718	688	559	360	0H20754718	969	788	506
700	0H20254721	444	364	239	0H20654721	609	495	318	0H20554721	802	653	419	0H20754721	1130	919	590
800	0H20254724	507	416	273	0H20654724	696	566	363	0H20554724	917	746	479	0H20754724	1292	1051	674
900	0H20254727	571	469	307	0H20654727	783	637	409	0H20554727	1032	839	539	0H20754727	1453	1182	759
1000	0H20254730	634	521	341	0H20654730	870	707	454	0H20554730	1146	932	599	0H20754730	1615	1313	843
1100	0H20254733	698	573	375	0H20654733	957	778	500	0H20554733	1261	1026	659	0H20754733	1776	1444	927
1200	0H20254736	761	625	409	0H20654736	1044	849	545	0H20554736	1375	1119	719	0H20754736	1938	1576	1012
1400	0H20254742	888	729	477	0H20654742	1218	990	636	0H20554742	1605	1305	839	0H20754742	2261	1838	1180
1600	0H20254748	1015	833	546	0H20654748	1392	1132	727	0H20554748	1834	1492	959	0H20754748	2584	2101	1349
1800	0H20254754	1142	937	614	0H20654754	1566	1273	818	0H20554754	2063	1678	1079	0H20754754	2907	2364	1518
2000	0H20254760	1268	1041	682	0H20654760	1739	1415	908	0H20554760	2292	1865	1198	0H20754760	3230	2626	1686
2300	0H20254769	1459	1197	784	0H20654769	2000	1627	1045	0H20554769	2636	2145	1378	0H20754769	3714	3020	1939
2600	0H20254778	1649	1354	887	0H20654778	2261	1839	1181	0H20554778	2980	2424	1558	0H20754778	4198	3414	2192
3000	0H20254790	1903	1562	1023	0H20654790	2609	2122	1363	0H20554790	3439	2797	1798	0H20754790	4844	3939	2529

H 500 - I1=I2=50 / I3=440 (mm)

Model	11 D = 64 mm				21 D = 67 mm				22 D = 101 mm				33 D = 158 mm			
n	1,225				1,262				1,280				1,282			
L (mm)	code	Δt 50°C	Δt 42,5°C	Δt 30°C	code	Δt 50°C	Δt 42,5°C	Δt 30°C	code	Δt 50°C	Δt 42,5°C	Δt 30°C	code	Δt 50°C	Δt 42,5°C	Δt 30°C
400	0H20255712	315	258	168	0H20655712	415	337	216	0H20555712	550	447	286	0H20755712	774	628	402
500	0H20255715	394	323	211	0H20655715	519	422	270	0H20555715	687	558	357	0H20755715	968	786	503
600	0H20255718	473	387	253	0H20655718	623	506	324	0H20555718	825	670	429	0H20755718	1161	943	603
700	0H20255721	551	452	295	0H20655721	727	590	378	0H20555721	962	782	500	0H20755721	1355	1100	704
800	0H20255724	630	516	337	0H20655724	831	675	432	0H20555724	1100	893	572	0H20755724	1548	1257	804
900	0H20255727	709	581	379	0H20655727	935	759	485	0H20555727	1237	1005	643	0H20755727	1742	1414	905
1000	0H20255730	788	645	421	0H20655730	1039	843	539	0H20555730	1375	1116	715	0H20755730	1935	1571	1005
1100	0H20255733	866	710	463	0H20655733	1143	928	593	0H20555733	1512	1228	786	0H20755733	2129	1728	1106
1200	0H20255736	945	774	505	0H20655736	1246	1012	647	0H20555736	1650	1340	858	0H20755736	2322	1885	1206
1400	0H20255742	1103	904	590	0H20655742	1454	1181	755	0H20555742	1925	1563	1001	0H20755742	2709	2200	1407
1600	0H20255748	1260	1033	674	0H20655748	1662	1349	863	0H20555748	2200	1786	1144	0H20755748	3096	2514	1608
1800	0H20255754	1418	1162	758	0H20655754	1870	1518	971	0H20555754	2475	2010	1287	0H20755754	3483	2828	1809
2000	0H20255760	1575	1291	842	0H20655760	2077	1686	1079	0H20555760	2749	2233	1430	0H20755760	3871	3142	2011
2300	0H20255769	1812	1484	969	0H20655769	2389	1939	1241	0H20555769	3162	2568	1644	0H20755769	4451	3614	2312
2600	0H20255778	2048	1678	1095	0H20655778	2701	2192	1403	0H20555778	3574	2903	1858	0H20755778	5032	4085	2614
3000	0H20255790	2363	1936	1264	0H20655790	3116	2530	1618	0H20555790	4124	3349	2144	0H20755790	5806	4714	3016

LINEAR V8


H 600 - I1=I2=50 / I3=540 (mm)

Model	11 D = 64 mm			21 D = 67 mm			22 D = 101 mm			33 D = 158 mm						
n	1,236			1,293			1,290			1,292						
L (mm)	code	Δt 50°C	Δt 42,5°C	Δt 30°C	code	Δt 50°C	Δt 42,5°C	Δt 30°C	code	Δt 50°C	Δt 42,5°C	Δt 30°C	code	Δt 50°C	Δt 42,5°C	Δt 30°C
400	0H20256712	374	306	199	0H20656712	479	388	247	0H20556712	637	516	329	0H20756712	895	725	462
500	0H20256715	467	382	248	0H20656715	599	485	309	0H20556715	796	645	411	0H20756715	1118	907	578
600	0H20256718	561	459	298	0H20656718	719	582	371	0H20556718	955	774	494	0H20756718	1342	1088	694
700	0H20256721	654	535	348	0H20656721	838	679	433	0H20556721	1114	903	576	0H20756721	1566	1269	809
800	0H20256724	747	611	397	0H20656724	958	777	495	0H20556724	1273	1032	658	0H20756724	1790	1451	925
900	0H20256727	841	688	447	0H20656727	1078	874	557	0H20556727	1432	1161	741	0H20756727	2013	1632	1040
1000	0H20256730	934	764	497	0H20656730	1198	971	619	0H20556730	1591	1290	823	0H20756730	2237	1813	1156
1100	0H20256733	1028	841	547	0H20656733	1318	1068	680	0H20556733	1751	1419	905	0H20756733	2461	1995	1272
1200	0H20256736	1121	917	596	0H20656736	1437	1165	742	0H20556736	1910	1548	988	0H20756736	2684	2176	1387
1400	0H20256742	1308	1070	696	0H20656742	1677	1359	866	0H20556742	2228	1806	1152	0H20756742	3132	2539	1618
1600	0H20256748	1495	1223	795	0H20656748	1916	1553	990	0H20556748	2546	2064	1317	0H20756748	3579	2901	1850
1800	0H20256754	1682	1376	894	0H20656754	2156	1747	1113	0H20556754	2864	2322	1481	0H20756754	4027	3264	2081
2000	0H20256760	1869	1528	994	0H20656760	2396	1941	1237	0H20556760	3183	2580	1646	0H20756760	4474	3626	2312
2300	0H20256769	2149	1758	1143	0H20656769	2755	2232	1423	0H20556769	3660	2967	1893	0H20756769	5145	4170	2659
2600	0H20256778	2429	1987	1292	0H20656778	3114	2524	1608	0H20556778	4138	3355	2140	0H20756778	5816	4714	3006
3000	0H20256790	2803	2293	1490	0H20656790	3593	2912	1856	0H20556790	4774	3871	2469	0H20756790	6711	5440	3468

H 900 - I1=I2=50 / I3=840 (mm)

Model	11 D = 64 mm			21 D = 67 mm			22 D = 101 mm			33 D = 158 mm						
n	1,263			1,315			1,312			1,328						
L (mm)	code	Δt 50°C	Δt 42,5°C	Δt 30°C	code	Δt 50°C	Δt 42,5°C	Δt 30°C	code	Δt 50°C	Δt 42,5°C	Δt 30°C	code	Δt 50°C	Δt 42,5°C	Δt 30°C
400	0H20259712	532	433	279	0H20659712	651	526	332	0H20559712	873	705	447	0H20759712	1219	982	619
500	0H20259715	665	541	349	0H20659715	813	657	415	0H20559715	1091	882	558	0H20759715	1524	1228	773
600	0H20259718	798	650	418	0H20659718	976	788	499	0H20559718	1310	1058	670	0H20759718	1829	1474	928
700	0H20259721	931	758	488	0H20659721	1139	920	582	0H20559721	1528	1234	781	0H20759721	2133	1719	1082
800	0H20259724	1064	866	558	0H20659724	1301	1051	665	0H20559724	1746	1411	893	0H20759724	2438	1965	1237
900	0H20259727	1197	975	628	0H20659727	1464	1182	748	0H20559727	1965	1587	1005	0H20759727	2743	2210	1392
1000	0H20259730	1330	1083	697	0H20659730	1627	1314	831	0H20559730	2183	1763	1116	0H20759730	3048	2456	1546
1100	0H20259733	1463	1191	767	0H20659733	1790	1445	914	0H20559733	2401	1940	1228	0H20759733	3353	2702	1701
1200	0H20259736	1596	1300	837	0H20659736	1952	1577	997	0H20559736	2619	2116	1340	0H20759736	3657	2947	1856
1400	0H20259742	1862	1516	976	0H20659742	2278	1839	1163	0H20559742	3056	2469	1563	0H20759742	4267	3438	2165
1600	0H20259748	2127	1733	1116	0H20659748	2603	2102	1330	0H20559748	3493	2821	1786	0H20759748	4876	3930	2474
1800	0H20259754	2393	1949	1255	0H20659754	2928	2365	1496	0H20559754	3929	3174	2009	0H20759754	5486	4421	2783
2000	0H20259760	2659	2166	1395	0H20659760	3254	2628	1662	0H20559760	4366	3527	2233	0H20759760	6096	4912	3093
2300	0H20259769	3058	2491	1604	0H20659769	3742	3022	1911	0H20559769	5021	4056	2567	0H20759769	7010	5649	3556
2600	0H20259778	3457	2816	1813	0H20659778	4230	3416	2161	0H20559778	5675	4585	2902	0H20759778	7924	6386	4020
3000	0H20259790	3989	3249	2092	0H20659790	4881	3941	2493	0H20559790	6548	5290	3349	0H20759790	9143	7368	4639

Note



LINEAR C4 Hygiene



Image for illustrative purposes only

Technical specifications

Material: Steel UNI EN 10130:2007

Channel pitch: 33,33 mm

Connection thread: 1/2" G

Operating pressure: 10 bar

Test pressure: 13 bar

Maximum operating temperature: 110°C

Three-phase painting process:

- Hot pretreatment and phosphating
- Cathoretic immersion primer coating
- Final epoxy powder finish for aesthetics


Connections and Standard Supply

Linear C4 Hygiene is supplied with:

- 4 x 1/2" side connections

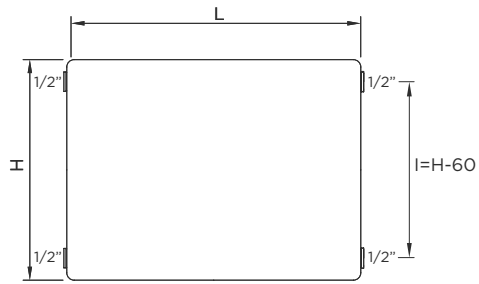
The product is supplied with pre-installed plastic caps that must be removed before installation and replaced with the plugs included in the fixing kit.

Fixing kit not included in the supply. For Models 20 and 30, the GB1 kit (including plugs and air vent) can be purchased separately. For Model 10, the D3 and D30 kits are available for separate purchase (plugs and air vent must be purchased separately).

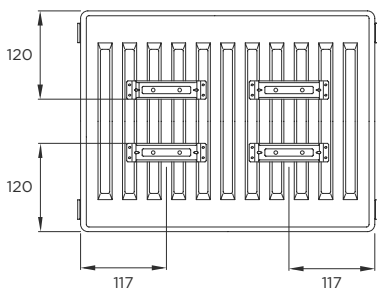


LINEAR C4 Hygiene

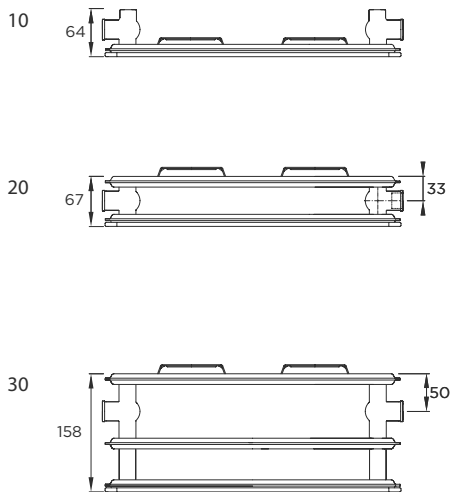
Front view



Rear view mod. 20 - 30



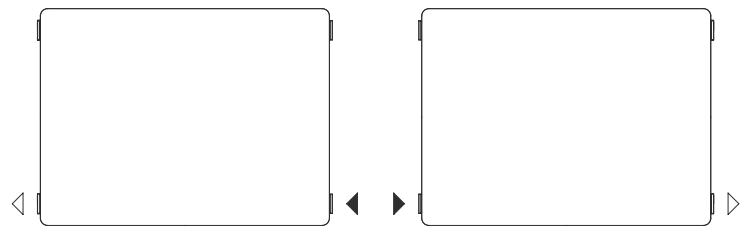
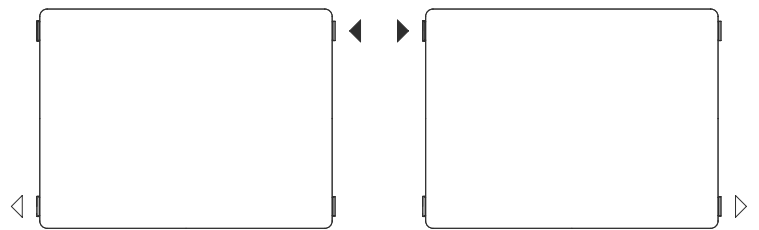
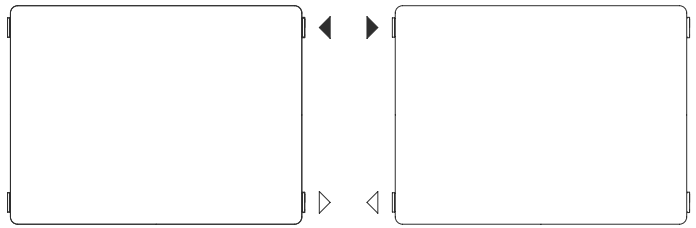
Top view



Configurations

◀ Inlet

◁ Outlet



Dimensions are expressed in mm

LINEAR C4 Hygiene

H 300 - I=240 (mm)

D = Depth | n = Exponent | L = Length | H = Height | I = Pipe center
 Δt 50°C 75/65-20 W | Δt 42,5°C 70/55-20 W | Δt 30°C 55/45-20 W
 For colored versions, please contact RADIATORS customer service.

Model	10 D = 63 mm				20 D = 66 mm				30 D = 157 mm			
n	1,279				1,310				1,279			
L (mm)	code	Δt 50°C	Δt 42,5°C	Δt 30°C	code	Δt 50°C	Δt 42,5°C	Δt 30°C	code	Δt 50°C	Δt 42,5°C	Δt 30°C
400	0182103012	117	95	61	0H21203012	206	166	106	0H21303012	312	253	162
500	0182103015	146	119	76	0H21203015	258	208	132	0H21303015	391	316	203
600	0182103018	175	142	91	0H21203018	309	250	158	0H21303018	469	379	244
700	0182103021	204	166	106	0H21203021	361	291	185	0H21303021	547	443	284
800	0182103024	234	190	122	0H21203024	412	333	211	0H21303024	625	506	325
900	0182103027	263	213	137	0H21203027	464	374	238	0H21303027	703	569	365
1000	0182103030	292	237	152	0H21203030	515	416	264	0H21303030	780	632	406
1100	0182103033	321	261	167	0H21203033	567	458	290	0H21303033	859	696	447
1200	0182103036	350	284	182	0H21203036	618	499	317	0H21303036	937	759	487
1400	0182103042	409	332	213	0H21203042	721	582	370	0H21303042	1093	885	568
1600	0182103048	467	379	243	0H21203048	824	666	422	0H21303048	1250	1012	650
1800	0182103054	526	427	274	0H21203054	927	749	475	0H21303054	1406	1138	731
2000	0182103060	584	474	304	0H21203060	1030	832	528	0H21303060	1562	1265	812
2300	0182103069	672	545	350	0H21203069	1185	957	607	0H21303069	1796	1455	934
2600	0182103078	759	616	395	0H21203078	1339	1082	686	0H21303078	2031	1644	1056
3000	0182103090	876	711	456	0H21203090	1545	1248	792	0H21303090	2343	1897	1218

H 400 - I=340 (mm)

Model	10 D = 63 mm				20 D = 66 mm				30 D = 157 mm			
n	1,281				1,289				1,280			
L (mm)	code	Δt 50°C	Δt 42,5°C	Δt 30°C	code	Δt 50°C	Δt 42,5°C	Δt 30°C	code	Δt 50°C	Δt 42,5°C	Δt 30°C
400	0182104012	142	116	74	0H21204012	260	211	134	0H21304012	390	317	203
500	0182104015	178	145	93	0H21204015	325	264	168	0H21304015	488	396	254
600	0182104018	214	173	111	0H21204018	389	316	202	0H21304018	585	475	304
700	0182104021	249	202	130	0H21204021	454	369	235	0H21304021	683	554	355
800	0182104024	285	231	148	0H21204024	519	422	269	0H21304024	780	633	406
900	0182104027	320	260	167	0H21204027	584	474	302	0H21304027	878	713	456
1000	0182104030	356	289	185	0H21204030	649	527	336	0H21304030	975	792	507
1100	0182104033	392	318	204	0H21204033	714	580	370	0H21304033	1073	871	558
1200	0182104036	427	347	222	0H21204036	779	632	403	0H21304036	1170	950	608
1400	0182104042	498	405	259	0H21204042	909	738	470	0H21304042	1365	1109	710
1600	0182104048	570	462	296	0H21204048	1038	843	538	0H21304048	1560	1267	811
1800	0182104054	641	520	333	0H21204054	1168	949	605	0H21304054	1755	1425	913
2000	0182104060	712	578	370	0H21204060	1298	1054	672	0H21304060	1950	1584	1014
2300	0182104069	819	665	426	0H21204069	1493	1212	773	0H21304069	2243	1821	1166
2600	0182104078	926	751	481	0H21204078	1687	1370	874	0H21304078	2535	2059	1318
3000	0182104090	1068	867	555	0H21204090	1947	1581	1008	0H21304090	2925	2376	1521

H 500 - I=440 (mm)

Model	10 D = 63 mm				20 D = 66 mm				30 D = 157 mm			
n	1,281				1,268				1,281			
L (mm)	code	Δt 50°C	Δt 42,5°C	Δt 30°C	code	Δt 50°C	Δt 42,5°C	Δt 30°C	code	Δt 50°C	Δt 42,5°C	Δt 30°C
400	0182105012	170	138	88	0H21205012	312	254	163	0H21305012	466	379	243
500	0182105015	213	173	111	0H21205015	390	318	204	0H21305015	583	474	303
600	0182105018	256	208	133	0H21205018	468	381	245	0H21305018	699	569	364
700	0182105021	298	242	155	0H21205021	546	445	286	0H21305021	816	664	425
800	0182105024	341	277	177	0H21205024	624	508	326	0H21305024	932	758	485
900	0182105027	383	311	199	0H21205027	702	572	367	0H21305027	1049	853	546
1000	0182105030	426	346	221	0H21205030	780	635	408	0H21305030	1165	948	606
1100	0182105033	469	381	243	0H21205033	858	699	449	0H21305033	1282	1043	667
1200	0182105036	511	415	265	0H21205036	936	762	490	0H21305036	1398	1138	728
1400	0182105042	596	484	309	0H21205042	1092	889	571	0H21305042	1631	1327	849
1600	0182105048	682	554	354	0H21205048	1248	1016	653	0H21305048	1864	1517	971
1800	0182105054	767	623	398	0H21205054	1404	1143	734	0H21305054	2097	1706	1092
2000	0182105060	852	692	442	0H21205060	1560	1270	816	0H21305060	2330	1896	1213
2300	0182105069	980	796	508	0H21205069	1794	1461	938	0H21305069	2680	2180	1396
2600	0182105078	1108	900	575	0H21205078	2028	1651	1061	0H21305078	3029	2465	1578
3000	0182105090	1278	1038	663	0H21205090	2340	1905	1224	0H21305090	3495	2844	1820

LINEAR C4 Hygiene

H 600 - I=540 (mm)

Model	10 D = 63 mm				20 D = 66 mm				30 D = 157 mm			
n	1,282				1,248				1,281			
L (mm)	code	Δt 50°C	Δt 42,5°C	Δt 30°C	code	Δt 50°C	Δt 42,5°C	Δt 30°C	code	Δt 50°C	Δt 42,5°C	Δt 30°C
400	0182106012	201	163	104	0H21206012	364	297	192	0H21306012	541	439	281
500	0182106015	252	204	131	0H21206015	455	372	241	0H21306015	677	549	352
600	0182106018	302	245	157	0H21206018	546	446	289	0H21306018	812	659	422
700	0182106021	352	286	183	0H21206021	637	520	337	0H21306021	947	769	492
800	0182106024	402	326	209	0H21206024	728	594	385	0H21306024	1083	879	562
900	0182106027	453	367	235	0H21206027	819	669	433	0H21306027	1218	989	633
1000	0182106030	503	408	261	0H21206030	910	743	481	0H21306030	1353	1098	703
1100	0182106033	553	449	287	0H21206033	1001	817	529	0H21306033	1489	1208	773
1200	0182106036	604	490	313	0H21206036	1092	892	577	0H21306036	1624	1318	844
1400	0182106042	704	571	365	0H21206042	1274	1040	673	0H21306042	1895	1538	984
1600	0182106048	805	653	418	0H21206048	1456	1189	770	0H21306048	2165	1758	1125
1800	0182106054	905	734	470	0H21206054	1638	1337	866	0H21306054	2436	1977	1266
2000	0182106060	1006	816	522	0H21206060	1820	1486	962	0H21306060	2707	2197	1406
2300	0182106069	1157	938	600	0H21206069	2093	1709	1106	0H21306069	3113	2526	1617
2600	0182106078	1308	1061	679	0H21206078	2366	1932	1251	0H21306078	3519	2856	1828
3000	0182106090	1509	1224	783	0H21206090	2730	2229	1443	0H21306090	4060	3295	2109

H 900 - I=840 (mm)

Model	10 D = 63 mm				20 D = 66 mm				30 D = 157 mm			
n	1,226				1,257				1,297			
L (mm)	code	Δt 50°C	Δt 42,5°C	Δt 30°C	code	Δt 50°C	Δt 42,5°C	Δt 30°C	code	Δt 50°C	Δt 42,5°C	Δt 30°C
400	0182109012	318	261	170	0H21209012	521	424	274	0H21309012	768	623	396
500	0182109015	398	326	213	0H21209015	652	531	343	0H21309015	960	778	495
600	0182109018	478	391	256	0H21209018	782	637	411	0H21309018	1152	934	594
700	0182109021	557	456	298	0H21209021	912	743	480	0H21309021	1344	1090	693
800	0182109024	637	522	341	0H21209024	1042	849	548	0H21309024	1536	1245	793
900	0182109027	716	587	383	0H21209027	1173	955	617	0H21309027	1728	1401	892
1000	0182109030	796	652	426	0H21209030	1303	1061	685	0H21309030	1920	1556	990
1100	0182109033	876	717	469	0H21209033	1433	1167	754	0H21309033	2112	1712	1090
1200	0182109036	955	782	511	0H21209036	1564	1273	822	0H21309036	2304	1868	1189
1400	0182109042	1114	913	596	0H21209042	1824	1485	959	0H21309042	2688	2179	1387
1600	0182109048	1274	1043	682	0H21209048	2085	1698	1096	0H21309048	3072	2490	1585
1800	0182109054	1433	1174	767	0H21209054	2345	1910	1233	0H21309054	3455	2802	1783
2000	0182109060	1592	1304	852	0H21209060	2606	2122	1370	0H21309060	3839	3113	1981
2300	0182109069	1831	1500	980	0H21209069	2997	2440	1576	0H21309069	4415	3580	2279
2600	0182109078	2070	1695	1108	0H21209078	3388	2759	1781	0H21309078	4991	4047	2576
3000	0182109090	2388	1956	1278	0H21209090	3909	3183	2055	0H21309090	5759	4669	2972

LINEAR V6 Hygiene



Image for illustrative purposes only

Technical specifications

Material: Steel UNI EN 10130:2007

Channel pitch: 33,33 mm

Connection thread: 1/2" G

Operating pressure: 10 bar

Test pressure: 13 bar

Maximum operating temperature: 110°C

Three-phase painting process:

- Hot pretreatment and phosphating
- Cathoretic immersion primer coating
- Final epoxy powder finish for aesthetics

Connections and Standard Supply

Linear V6 Hygiene with right side connection is supplied with:


- 4 x 1/2" side connections
- 2 x 3/4" bottom connections, external thread, pipe center 50 mm

The product comes with pre-mounted plastic caps that must be removed before installation and replaced if necessary with plugs that can be purchased separately.

Models 20 and 30: Fixing kit F7 including 2 blind plugs 1/2" and 1 air vent 1/2", not included in the supply but available to order separately.

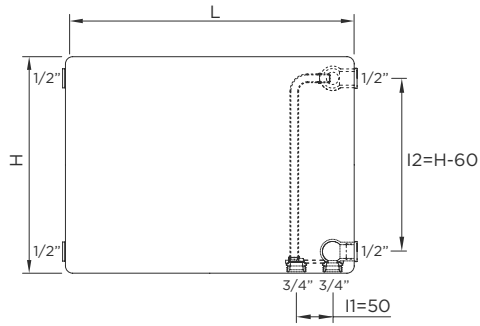
Model 10: Fixing kit D30, blind plug 1/2", and air vent 1/2" are not included in the supply but are available to order separately.

Thermostatic insert and thermostatic head can be ordered separately.

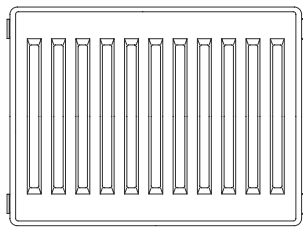


LINEAR V6 Hygiene

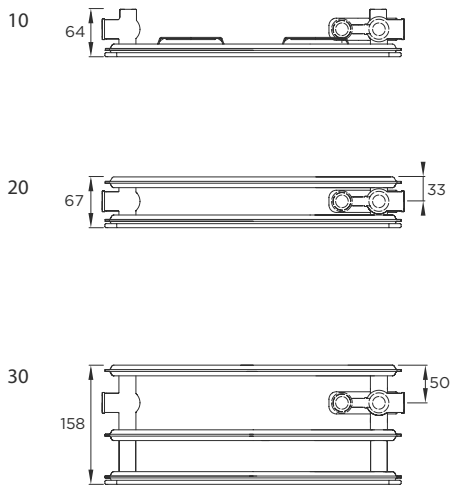
Front view



Rear view mod. 20 - 30



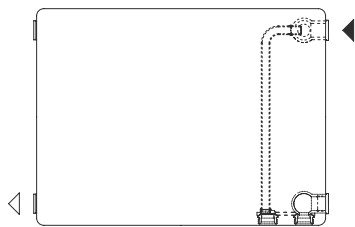
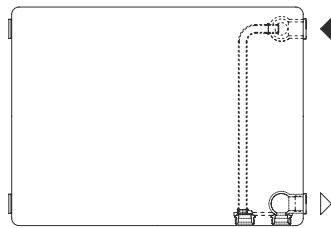
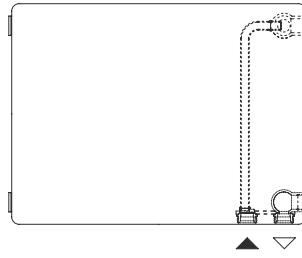
Top view



Configurations

◀ Inlet

◀ Outlet



Dimensions are expressed in mm

LINEAR V6 Hygiene

H 300 - I1=50 / I2=240 (mm)

D = Depth | n = Exponent | L = Length | H = Height | I1 = Pipe center
 Δt 50°C 75/65-20 W | Δt 42,5°C 70/55-20 W | Δt 30°C 55/45-20 W
 For colored versions, please contact RADIATORS customer service.

Model	10 D = 63 mm				20 D = 66 mm				30 D = 157 mm			
n	1,279				1,310				1,279			
L (mm)	code	Δt 50°C	Δt 42,5°C	Δt 30°C	code	Δt 50°C	Δt 42,5°C	Δt 30°C	code	Δt 50°C	Δt 42,5°C	Δt 30°C
400	0182103612	117	95	61	0H21203212	206	166	106	0H21303212	312	253	162
500	0182103615	146	119	76	0H21203215	258	208	132	0H21303215	391	316	203
600	0182103618	175	142	91	0H21203218	309	250	158	0H21303218	469	379	244
700	0182103621	204	166	106	0H21203221	361	291	185	0H21303221	547	443	284
800	0182103624	234	190	122	0H21203224	412	333	211	0H21303224	625	506	325
900	0182103627	263	213	137	0H21203227	464	374	238	0H21303227	703	569	365
1000	0182103630	292	237	152	0H21203230	515	416	264	0H21303230	780	632	406
1100	0182103633	321	261	167	0H21203233	567	458	290	0H21303233	859	696	447
1200	0182103636	350	284	182	0H21203236	618	499	317	0H21303236	937	759	487
1400	0182103642	409	332	213	0H21203242	721	582	370	0H21303242	1093	885	568
1600	0182103648	467	379	243	0H21203248	824	666	422	0H21303248	1250	1012	650
1800	0182103654	526	427	274	0H21203254	927	749	475	0H21303254	1406	1138	731
2000	0182103660	584	474	304	0H21203260	1030	832	528	0H21303260	1562	1265	812
2300	0182103669	672	545	350	0H21203269	1185	957	607	0H21303269	1796	1455	934
2600	0182103678	759	616	395	0H21203278	1339	1082	686	0H21303278	2031	1644	1056
3000	0182103690	876	711	456	0H21203290	1545	1248	792	0H21303290	2343	1897	1218

H 400 - I1=50 / I2=340 (mm)

Model	10 D = 63 mm				20 D = 66 mm				30 D = 157 mm			
n	1,281				1,289				1,280			
L (mm)	code	Δt 50°C	Δt 42,5°C	Δt 30°C	code	Δt 50°C	Δt 42,5°C	Δt 30°C	code	Δt 50°C	Δt 42,5°C	Δt 30°C
400	0182104612	142	116	74	0H21204212	260	211	134	0H21304212	390	317	203
500	0182104615	178	145	93	0H21204215	325	264	168	0H21304215	488	396	254
600	0182104618	214	173	111	0H21204218	389	316	202	0H21304218	585	475	304
700	0182104621	249	202	130	0H21204221	454	369	235	0H21304221	683	554	355
800	0182104624	285	231	148	0H21204224	519	422	269	0H21304224	780	633	406
900	0182104627	320	260	167	0H21204227	584	474	302	0H21304227	878	713	456
1000	0182104630	356	289	185	0H21204230	649	527	336	0H21304230	975	792	507
1100	0182104633	392	318	204	0H21204233	714	580	370	0H21304233	1073	871	558
1200	0182104636	427	347	222	0H21204236	779	632	403	0H21304236	1170	950	608
1400	0182104642	498	405	259	0H21204242	909	738	470	0H21304242	1365	1109	710
1600	0182104648	570	462	296	0H21204248	1038	843	538	0H21304248	1560	1267	811
1800	0182104654	641	520	333	0H21204254	1168	949	605	0H21304254	1755	1425	913
2000	0182104660	712	578	370	0H21204260	1298	1054	672	0H21304260	1950	1584	1014
2300	0182104669	819	665	426	0H21204269	1493	1212	773	0H21304269	2243	1821	1166
2600	0182104678	926	751	481	0H21204278	1687	1370	874	0H21304278	2535	2059	1318
3000	0182104690	1068	867	555	0H21204290	1947	1581	1008	0H21304290	2925	2376	1521

H 500 - I1=50 / I2=440 (mm)

Model	10 D = 63 mm				20 D = 66 mm				30 D = 157 mm			
n	1,281				1,268				1,281			
L (mm)	code	Δt 50°C	Δt 42,5°C	Δt 30°C	code	Δt 50°C	Δt 42,5°C	Δt 30°C	code	Δt 50°C	Δt 42,5°C	Δt 30°C
400	0182105612	170	138	88	0H21205212	312	254	163	0H21305212	466	379	243
500	0182105615	213	173	111	0H21205215	390	318	204	0H21305215	583	474	303
600	0182105618	256	208	133	0H21205218	468	381	245	0H21305218	699	569	364
700	0182105621	298	242	155	0H21205221	546	445	286	0H21305221	816	664	425
800	0182105624	341	277	177	0H21205224	624	508	326	0H21305224	932	758	485
900	0182105627	383	311	199	0H21205227	702	572	367	0H21305227	1049	853	546
1000	0182105630	426	346	221	0H21205230	780	635	408	0H21305230	1165	948	606
1100	0182105633	469	381	243	0H21205233	858	699	449	0H21305233	1282	1043	667
1200	0182105636	511	415	265	0H21205236	936	762	490	0H21305236	1398	1138	728
1400	0182105642	596	484	309	0H21205242	1092	889	571	0H21305242	1631	1327	849
1600	0182105648	682	554	354	0H21205248	1248	1016	653	0H21305248	1864	1517	971
1800	0182105654	767	623	398	0H21205254	1404	1143	734	0H21305254	2097	1706	1092
2000	0182105660	852	692	442	0H21205260	1560	1270	816	0H21305260	2330	1896	1213
2300	0182105669	980	796	508	0H21205269	1794	1461	938	0H21305269	2680	2180	1396
2600	0182105678	1108	900	575	0H21205278	2028	1651	1061	0H21305278	3029	2465	1578
3000	0182105690	1278	1038	663	0H21205290	2340	1905	1224	0H21305290	3495	2844	1820

LINEAR V6 Hygiene

H 600 - I1=50 / I2=540 (mm)

Model	10 D = 63 mm				20 D = 66 mm				30 D = 157 mm			
n	1,282				1,248				1,281			
L (mm)	code	Δt 50°C	Δt 42,5°C	Δt 30°C	code	Δt 50°C	Δt 42,5°C	Δt 30°C	code	Δt 50°C	Δt 42,5°C	Δt 30°C
400	0182106612	201	163	104	0H21206212	364	297	192	0H21306212	541	439	281
500	0182106615	252	204	131	0H21206215	455	372	241	0H21306215	677	549	352
600	0182106618	302	245	157	0H21206218	546	446	289	0H21306218	812	659	422
700	0182106621	352	286	183	0H21206221	637	520	337	0H21306221	947	769	492
800	0182106624	402	326	209	0H21206224	728	594	385	0H21306224	1083	879	562
900	0182106627	453	367	235	0H21206227	819	669	433	0H21306227	1218	989	633
1000	0182106630	503	408	261	0H21206230	910	743	481	0H21306230	1353	1098	703
1100	0182106633	553	449	287	0H21206233	1001	817	529	0H21306233	1489	1208	773
1200	0182106636	604	490	313	0H21206236	1092	892	577	0H21306236	1624	1318	844
1400	0182106642	704	571	365	0H21206242	1274	1040	673	0H21306242	1895	1538	984
1600	0182106648	805	653	418	0H21206248	1456	1189	770	0H21306248	2165	1758	1125
1800	0182106654	905	734	470	0H21206254	1638	1337	866	0H21306254	2436	1977	1266
2000	0182106660	1006	816	522	0H21206260	1820	1486	962	0H21306260	2707	2197	1406
2300	0182106669	1157	938	600	0H21206269	2093	1709	1106	0H21306269	3113	2526	1617
2600	0182106678	1308	1061	679	0H21206278	2366	1932	1251	0H21306278	3519	2856	1828
3000	0182106690	1509	1224	783	0H21206290	2730	2229	1443	0H21306290	4060	3295	2109

H 900 - I1=50 / I2=840 (mm)

Model	10 D = 63 mm				20 D = 66 mm				30 D = 157 mm			
n	1,226				1,257				1,297			
L (mm)	code	Δt 50°C	Δt 42,5°C	Δt 30°C	code	Δt 50°C	Δt 42,5°C	Δt 30°C	code	Δt 50°C	Δt 42,5°C	Δt 30°C
400	0182109612	318	261	170	0H21209212	521	424	274	0H21309212	768	623	396
500	0182109615	398	326	213	0H21209215	652	531	343	0H21309215	960	778	495
600	0182109618	478	391	256	0H21209218	782	637	411	0H21309218	1152	934	594
700	0182109621	557	456	298	0H21209221	912	743	480	0H21309221	1344	1090	693
800	0182109624	637	522	341	0H21209224	1042	849	548	0H21309224	1536	1245	793
900	0182109627	716	587	383	0H21209227	1173	955	617	0H21309227	1728	1401	892
1000	0182109630	796	652	426	0H21209230	1303	1061	685	0H21309230	1920	1556	990
1100	0182109633	876	717	469	0H21209233	1433	1167	754	0H21309233	2112	1712	1090
1200	0182109636	955	782	511	0H21209236	1564	1273	822	0H21309236	2304	1868	1189
1400	0182109642	1114	913	596	0H21209242	1824	1485	959	0H21309242	2688	2179	1387
1600	0182109648	1274	1043	682	0H21209248	2085	1698	1096	0H21309248	3072	2490	1585
1800	0182109654	1433	1174	767	0H21209254	2345	1910	1233	0H21309254	3455	2802	1783
2000	0182109660	1592	1304	852	0H21209260	2606	2122	1370	0H21309260	3839	3113	1981
2300	0182109669	1831	1500	980	0H21209269	2997	2440	1576	0H21309269	4415	3580	2279
2600	0182109678	2070	1695	1108	0H21209278	3388	2759	1781	0H21309278	4991	4047	2576
3000	0182109690	2388	1956	1278	0H21209290	3909	3183	2055	0H21309290	5759	4669	2972

LINEAR C6 Vertical



Image for illustrative purposes only

Technical specifications

Material: Steel UNI EN 10130:2007

Channel pitch: 33,33 mm

Connection thread: 1/2" G

Operating pressure: 10 bar

Test pressure: 13 bar

Maximum operating temperature: 110°C

Three-phase painting process:

- Hot pretreatment and phosphating
- Cathoretic immersion primer coating
- Final epoxy powder finish for aesthetics

Connections and Standard Supply

Linear C6 Vertical is supplied with:

- Top grille
- Screwed side panels for increased safety
- 4 x 1/2" internal threaded connections, pipe center 50 mm
- 2 x 1/2" bottom connections, internal thread

The product is delivered with pre-mounted plastic caps, which must be removed before installation and replaced with the supplied plugs.


Installation kit includes:

- GB brackets
- 3 x 1/2" blind plugs
- 1 x 1/2" air vent

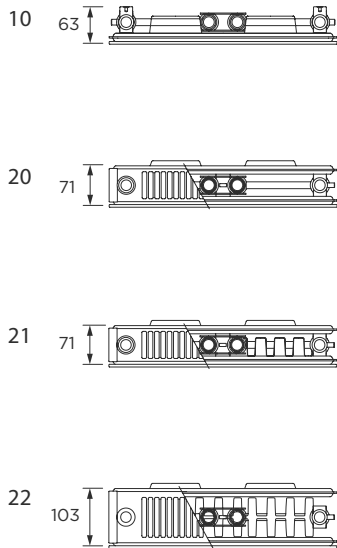


LINEAR C6 Vertical

Front view



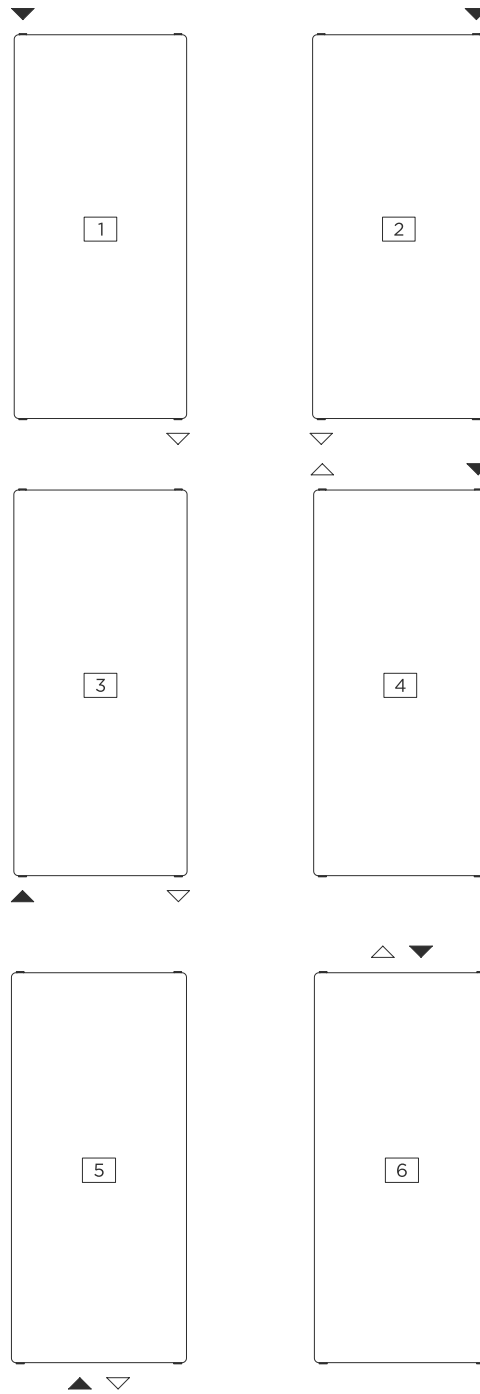
Top view



Configurations

◀ Inlet

◀ Outlet



For connection methods:
 1, 2, 3, 5: standard configurations
 4, 6: before ordering, please consult the Connection Methods section
 at the end of the Panels section

Dimensions are expressed in mm

LINEAR C6 Vertical

H 1400 - I1=50 / I2=L-60 (mm)

D = Depth | n = Exponent | L = Length | H = Height | I = Pipe center
 Δt 50°C 75/65-20 W | Δt 42,5°C 70/55-20 W | Δt 30°C 55/45-20 W
 For colored versions, please contact RADIATORS customer service.

Model	10 D = 63 mm				20 D = 71 mm				21 D = 71 mm				22 D = 103 mm			
n	1,234				1,263				1,298				1,354			
L (mm)	code	Δt 50°C	Δt 42,5°C	Δt 30°C	code	Δt 50°C	Δt 42,5°C	Δt 30°C	code	Δt 50°C	Δt 42,5°C	Δt 30°C	code	Δt 50°C	Δt 42,5°C	Δt 30°C
300	0146103842	381	312	203	0146203842	576	469	302	0146213842	738	598	380	0146223842	953	765	477
400	0146104842	508	416	270	0146204842	768	625	403	0146214842	984	797	507	0146224842	1271	1020	636
500	0146105842	635	520	338	0146205842	960	782	503	0146215842	1230	996	634	0146225842	1588	1274	795
600	0146106842	762	623	406	0146206842	1152	938	604	0146216842	1476	1195	761	0146226842	1906	1529	954
700	0146107842	889	727	473	0146207842	1344	1094	705	0146217842	1722	1395	887	0146227842	2223	1784	1113
900	0146109842	1143	935	608	0146209842	1728	1407	906	0146219842	2215	1793	1141	0146229842	2859	2294	1431

H 1600 - I1=50 / I2=L-60 (mm)

Model	10 D = 63 mm				20 D = 71 mm				21 D = 71 mm				22 D = 103 mm			
n	1,288				1,276				1,318				1,355			
L (mm)	code	Δt 50°C	Δt 42,5°C	Δt 30°C	code	Δt 50°C	Δt 42,5°C	Δt 30°C	code	Δt 50°C	Δt 42,5°C	Δt 30°C	code	Δt 50°C	Δt 42,5°C	Δt 30°C
300	0146103848	416	337	215	0146203848	648	527	338	0146213848	809	653	413	0146223848	1053	845	527
400	0146104848	554	449	287	0146204848	864	702	450	0146214848	1079	871	550	0146224848	1404	1126	702
500	0146105848	693	562	359	0146205848	1081	878	563	0146215848	1349	1089	688	0146225848	1755	1408	878
600	0146106848	831	674	430	0146206848	1297	1054	675	0146216848	1619	1307	826	0146226848	2105	1689	1054
700	0146107848	970	786	502	0146207848	1513	1229	788	0146217848	1888	1524	963	0146227848	2456	1971	1229
900	0146109848	1247	1011	645	0146209848	1945	1584	1013	0146219848	2428	1960	1239	0146229848	3158	2534	1581

H 1800 - I1=50 / I2=L-60 (mm)

Model	10 D = 63 mm				20 D = 71 mm				21 D = 71 mm				22 D = 103 mm			
n	1,343				1,290				1,337				1,355			
L (mm)	code	Δt 50°C	Δt 42,5°C	Δt 30°C	code	Δt 50°C	Δt 42,5°C	Δt 30°C	code	Δt 50°C	Δt 42,5°C	Δt 30°C	code	Δt 50°C	Δt 42,5°C	Δt 30°C
300	0146103854	457	367	230	0146203854	727	589	376	0146213854	878	706	443	0146223854	1148	921	574
400	0146104854	609	490	307	0146204854	969	785	501	0146214854	1170	942	591	0146224854	1531	1228	766
500	0146105854	762	612	383	0146205854	1211	982	626	0146215854	1463	1177	739	0146225854	1913	1535	957
600	0146106854	914	735	460	0146206854	1453	1178	752	0146216854	1755	1413	887	0146226854	2296	1842	1149
700	0146107854	1066	857	537	0146207854	1695	1375	877	0146217854	2048	1648	1035	0146227854	2679	2149	1340
900	0146109854	1371	1102	690	0146209854	2180	1767	1127	0146219854	2633	2119	1330	0146229854	3444	2763	1723

■ Ready for delivery

LINEAR C6 Vertical

H 2000 - I1=50 / I2=L-60 (mm)

Model	10 D = 63 mm				20 D = 71 mm				21 D = 71 mm				22 D = 103 mm			
n	1,330				1,286				1,341				1,357			
L (mm)	code	Δt 50°C	Δt 42,5°C	Δt 30°C	code	Δt 50°C	Δt 42,5°C	Δt 30°C	code	Δt 50°C	Δt 42,5°C	Δt 30°C	code	Δt 50°C	Δt 42,5°C	Δt 30°C
300	0146103860	506	407	256	0146203860	809	657	420	0146213860	944	759	476	0146223860	1239	994	619
400	0146104860	674	543	342	0146204860	1079	875	559	0146214860	1258	1012	634	0146224860	1652	1325	826
500	0146105860	843	679	427	0146205860	1348	1094	699	0146215860	1573	1265	793	0146225860	2065	1657	1032
600	0146106860	1012	815	513	0146206860	1618	1313	839	0146216860	1888	1518	951	0146226860	2478	1988	1239
700	0146107860	1180	951	598	0146207860	1888	1532	979	0146217860	2202	1771	1110	0146227860	2892	2319	1445
900	0146109860	1517	1222	769	0146209860	2427	1970	1259	0146219860	2831	2277	1427	0146229860	3718	2982	1858

Ready for delivery


H 2200 - I1=50 / I2=L-60 (mm)

Model	10 D = 63 mm				20 D = 71 mm				21 D = 71 mm				22 D = 103 mm			
n	1,318				1,381				1,346				1,359			
L (mm)	code	Δt 50°C	Δt 42,5°C	Δt 30°C	code	Δt 50°C	Δt 42,5°C	Δt 30°C	code	Δt 50°C	Δt 42,5°C	Δt 30°C	code	Δt 50°C	Δt 42,5°C	Δt 30°C
300	0146103866	563	454	287	0146203866	899	730	467	0146213866	1008	810	507	0146223866	1327	1064	662
400	0146104866	750	606	383	0146204866	1198	973	623	0146214866	1344	1080	676	0146224866	1769	1418	883
500	0146105866	938	757	479	0146205866	1498	1216	779	0146215866	1680	1350	845	0146225866	2211	1773	1104
600	0146106866	1126	909	574	0146206866	1798	1460	934	0146216866	2016	1620	1014	0146226866	2653	2127	1325
700	0146107866	1313	1060	670	0146207866	2097	1703	1090	0146217866	2352	1890	1182	0146227866	3095	2482	1546
900	0146109866	1689	1363	861	0146209866	2696	2190	1401	0146219866	3024	2430	1520	0146229866	3980	3191	1987

H 2400 - I1=50 / I2=L-60 (mm)

Model	10 D = 63 mm				20 D = 71 mm				21 D = 71 mm				22 D = 103 mm			
n	1,309				1,276				1,352				1,376			
L (mm)	code	Δt 50°C	Δt 42,5°C	Δt 30°C	code	Δt 50°C	Δt 42,5°C	Δt 30°C	code	Δt 50°C	Δt 42,5°C	Δt 30°C	code	Δt 50°C	Δt 42,5°C	Δt 30°C
300	0146103872	629	509	322	0146203872	995	809	519	0146213872	1070	859	536	0146223872	1410	1128	698
400	0146104872	839	678	430	0146204872	1327	1079	692	0146214872	1427	1145	715	0146224872	1880	1504	931
500	0146105872	1048	848	537	0146205872	1659	1348	865	0146215872	1783	1432	894	0146225872	2351	1879	1164
600	0146106872	1258	1017	645	0146206872	1991	1618	1037	0146216872	2140	1718	1073	0146226872	2821	2252	1397
700	0146107872	1468	1187	752	0146207872	2323	1888	1210	0146217872	2497	2004	1252	0146227872	3291	2631	1629
900	0146109872	1887	1526	967	0146209872	2986	2427	1556	0146219872	3210	2577	1609	0146229872	4231	3383	2095

Note



Replacement side panels and grills

RIGHT SIDE REPLACEMENT (1 piece)

Type de plaque	Height	11	21	22	33
C4-V6-V8	300	7380106800	7380108000	7380108600	7380108900
C4-V6-V8	400	7380106900	7380108100	7380108700	7380109000
C4-V6-V8	500	7380107000	7380108200	7380003200	7380109100
C4-V6-V8	600	7380107100	7380108300	7380003300	7380109200
C4-V6-V8	900	7380107300	7380108500	7380003500	7380109400

LEFT SIDE REPLACEMENT (1 piece)

Type de plaque	Height	11	21	22	33
C4-V6-V8	300	7380107400	7380108000	7380108600	7380109500
C4-V6-V8	400	7380107500	7380108100	7380108700	7380109600
C4-V6-V8	500	7380107600	7380108200	7380003200	7380109700
C4-V6-V8	600	7380107700	7380108300	7380003300	7380109800
C4-V6-V8	900	7380107900	7380108500	7380003500	7380110000

REPLACEMENT SIDE PANEL FOR C6 VERTICAL PANELS (1 piece)

Panel type	Height	20-21	22
ALL	1400	7384014200	7384014800
	1600	7384014300	7384004700
	1800	7384014400	7384014900
	2000	7384014500	7384004900
	2200	7384014600	7384015000
	2400	7384014700	7384015100

REPLACEMENT GRILL

Panel type	Height	11	21	22	33
ALL	400	7380006000	7380013000	7380009200	7380010800
	500	7380006100	7380013100	7380009300	7380010900
	600	7380006200	7380013200	7380009400	7380011000
	800	7380006400	7380013400	7380009600	7380011200
	900	7380006500	7380013500	7380009700	7380011300
	1000	7380006600	7380013600	7380009800	7380011400
	1100	7380006700	7380013700	7380009900	7380011500
	1200	7380006800	7380013800	7380010000	7380011600
	1400	7380006900	7380013900	7380010100	7380011700
	1600	7380007000	7380014000	7380010200	7380011800
	1800	7380007100	7380014100	7380010300	7380011900
	2000	7380007200	7380014200	7380010400	7380012000
	2300	7380007300	7380014300	7380010500	7380012100
	2600	7380007400	7380014400	7380010600	7380012200
3000	7380007500	7380014500	7380010700	7380012300	

REPLACEMENT GRILL FOR C6 VERTICAL PANELS

Panel type	Length	20-21	22
ALL	300	7384002000	7384005200
	400	7384002100	7384005300
	500	7384002200	7384005400
	600	7384002300	7384005500
	700	7384002400	7384005600
	900	7384002500	7384005700

REPLACEMENT GRILLE FASTENER

Description	11	21	22	33
Plastic grille fastening clip	5380000301	5380000401	5380000501	5380000301 5380000501
Plastic screw 1x grille clip	535295	535295	535295	535295

REPLACEMENT GRILLE FASTENER FOR C6 VERTICAL PANELS

Description	20	21	22
Plastic grille fastening clip	5380000301	5380000401	5380000501
Plastic screw 1x grille clip	535295	535295	535295

Weights, water content, and surface area

PLATTELLA C4 COMPACT

		Height				
Model	Feature	300	400	500	600	900
11	Water content (l/m)	2,10	2,57	3,03	3,50	5,10
	Weight (kg/m)	10,06	12,78	16,13	19,24	29,22
	Surface area (m ² /m)	1,21	2,21	3,20	4,19	7,16
21	Water content (l/m)	4,20	5,17	6,13	7,10	10,10
	Weight (kg/m)	15,40	20,37	26,14	30,19	45,91
	Surface area (m ² /m)	1,86	3,07	4,28	5,48	9,10
22	Water content (l/m)	4,20	5,17	6,13	7,10	10,10
	Weight (kg/m)	16,98	22,48	28,61	34,01	51,40
	Surface area (m ² /m)	2,43	4,41	6,39	8,37	14,37
33	Water content (l/m)	6,10	7,87	9,63	11,40	15,40
	Weight (kg/m)	25,52	33,88	42,51	50,19	76,84
	Surface area (m ² /m)	3,64	6,62	9,59	12,56	21,48

PLATTELLA V6 L

		Height				
Model	Feature	300	400	500	600	900
11	Water content (l/m)	2,10	2,57	3,03	3,50	5,10
	Weight (kg/m)	10,24	12,99	16,38	19,50	29,57
	Surface area (m ² /m)	1,21	2,21	3,20	4,19	7,16
21	Water content (l/m)	4,20	5,17	6,13	7,10	10,10
	Weight (kg/m)	15,47	20,40	26,12	30,11	45,65
	Surface area (m ² /m)	1,86	3,07	4,28	5,48	9,10
22	Water content (l/m)	4,20	5,17	6,13	7,10	10,10
	Weight (kg/m)	17,06	22,52	28,56	33,89	51,09
	Surface area (m ² /m)	2,43	4,41	6,39	8,37	14,37
33	Water content (l/m)	6,10	7,87	9,63	11,40	15,40
	Weight (kg/m)	25,59	33,93	42,47	50,08	76,53
	Surface area (m ² /m)	3,64	6,62	9,59	12,56	21,48

PLATTELLA V6 C

		Height				
Model	Feature	300	400	500	600	900
11	Water content (l/m)	2,10	2,57	3,03	3,50	5,10
	Weight (kg/m)	10,35	13,80	17,25	20,70	31,05
	Surface area (m ² /m)	1,21	2,21	3,20	4,19	7,16
21	Water content (l/m)	4,20	5,17	6,13	7,10	10,10
	Weight (kg/m)	16,11	21,48	26,85	32,22	48,33
	Surface area (m ² /m)	1,86	3,07	4,28	5,48	9,10
22	Water content (l/m)	4,20	5,17	6,13	7,10	10,10
	Weight (kg/m)	19,35	25,80	32,25	38,70	58,05
	Surface area (m ² /m)	2,43	4,41	6,39	8,37	14,37
33	Water content (l/m)	6,10	7,87	9,63	11,40	15,40
	Weight (kg/m)	28,80	38,40	48,00	57,60	86,40
	Surface area (m ² /m)	3,64	6,62	9,59	12,56	21,48

PLATTELLA V8

		Height				
Model	Feature	300	400	500	600	900
11	Water content (l/m)	2,10	2,57	3,03	3,50	5,10
	Weight (kg/m)	10,35	13,80	17,25	20,70	31,05
	Surface area (m ² /m)	1,21	2,21	3,20	4,19	7,16
21	Water content (l/m)	4,20	5,17	6,13	7,10	10,10
	Weight (kg/m)	16,11	21,48	26,85	32,22	48,33
	Surface area (m ² /m)	1,86	3,07	4,28	5,48	9,10
22	Water content (l/m)	4,20	5,17	6,13	7,10	10,10
	Weight (kg/m)	19,35	25,80	32,25	38,70	58,05
	Surface area (m ² /m)	2,43	4,41	6,39	8,37	14,37
33	Water content (l/m)	6,10	7,87	9,63	11,40	15,40
	Weight (kg/m)	28,80	38,40	48,00	57,60	86,40
	Surface area (m ² /m)	3,64	6,62	9,59	12,56	21,48

PLATTELLA C4 Hygiene

		Height				
Model	Feature	300	400	500	600	900
10	Water content (l/m)	2,10	2,57	3,03	3,50	5,10
	Weight (kg/m)	6,04	8,03	9,93	11,53	16,94
	Surface area (m ² /m)	0,67	0,90	1,12	1,34	2,02
20	Water content (l/m)	4,20	5,17	6,13	7,10	10,10
	Weight (kg/m)	12,16	15,95	19,45	23,32	34,91
	Surface area (m ² /m)	1,32	1,76	2,20	2,63	3,96
30	Water content (l/m)	6,10	7,87	9,63	11,40	15,40
	Weight (kg/m)	18,49	24,18	29,43	35,23	52,62
	Surface area (m ² /m)	1,98	2,65	3,31	3,95	5,87

PLATTELLA V6 Hygiene

		Height				
Model	Feature	300	400	500	600	900
10	Water content (l/m)	2,10	2,57	3,03	3,50	5,10
	Weight (kg/m)	6,38	8,46	10,52	12,23	18,00
	Surface area (m ² /m)	0,67	0,90	1,12	1,34	2,02
20	Water content (l/m)	4,20	5,17	6,13	7,10	10,10
	Weight (kg/m)	12,23	15,98	19,43	23,24	34,65
	Surface area (m ² /m)	1,32	1,76	2,20	2,63	3,96
30	Water content (l/m)	6,10	7,87	9,63	11,40	15,40
	Weight (kg/m)	18,56	24,23	29,39	35,12	52,31
	Surface area (m ² /m)	1,98	2,65	3,31	3,95	5,87

Weights, water content, and surface area

PLATTELLA C6 VERTICAL

Model	Height	Feature	Length					
			300	400	500	600	700	900
10	1400	Water content (l)	2,49	3,32	4,16	4,99	5,82	7,48
		Weight (kg)	8,30	11,06	13,83	16,60	19,36	24,89
	1600	Water content (l)	2,73	3,64	4,55	5,45	6,36	8,18
		Weight (kg)	9,42	12,56	15,71	18,85	21,99	28,27
	1800	Water content (l)	2,95	3,94	4,92	5,90	6,89	8,86
		Weight (kg)	10,55	14,06	17,58	21,10	24,61	31,64
	2000	Water content (l)	3,33	4,44	5,55	6,66	7,77	9,99
		Weight (kg)	11,66	15,55	19,44	23,33	27,22	34,99
	2200	Water content (l)	3,80	5,07	6,33	7,60	8,87	11,40
		Weight (kg)	13,00	17,33	21,67	26,00	30,33	39,00
	2400	Water content (l)	4,15	5,53	6,92	8,30	9,68	12,45
		Weight (kg)	14,05	18,73	23,42	28,10	32,78	42,15

Model	Height	Feature	Length					
			300	400	500	600	700	900
20	1400	Water content (l)	5,00	6,66	8,33	9,99	11,66	14,99
		Weight (kg)	16,95	22,60	28,25	33,89	39,54	50,84
	1600	Water content (l)	5,50	7,33	9,17	11,00	12,83	16,50
		Weight (kg)	19,38	25,84	32,30	38,75	45,21	58,13
	1800	Water content (l)	6,00	8,00	10,01	12,01	14,01	18,01
		Weight (kg)	21,80	29,06	36,33	43,60	50,86	65,39
	2000	Water content (l)	6,74	8,99	11,24	13,48	15,73	20,22
		Weight (kg)	24,22	32,29	40,37	48,44	56,51	72,66
	2200	Water content (l)	7,70	10,27	12,83	15,40	17,97	23,10
		Weight (kg)	26,20	34,93	43,67	52,40	61,13	78,60
	2400	Water content (l)	8,25	11,00	13,75	16,50	19,25	24,75
		Weight (kg)	28,80	38,40	48,00	57,60	67,20	86,40

Model	Height	Feature	Length					
			300	400	500	600	700	900
21	1400	Water content (l)	5,00	6,66	8,33	9,99	11,66	14,99
		Weight (kg)	20,80	27,73	34,67	41,60	48,53	62,40
	1600	Water content (l)	5,50	7,33	9,17	11,00	12,83	16,50
		Weight (kg)	23,72	31,63	39,54	47,45	55,36	71,17
	1800	Water content (l)	6,00	8,00	10,01	12,01	14,01	18,01
		Weight (kg)	26,65	35,53	44,42	53,30	62,18	79,95
	2000	Water content (l)	6,74	8,99	11,24	13,48	15,73	20,22
		Weight (kg)	29,65	39,53	49,41	59,29	69,17	88,94
	2200	Water content (l)	7,70	10,27	12,83	15,40	17,97	23,10
		Weight (kg)	32,70	43,60	54,50	65,40	76,30	98,10
	2400	Water content (l)	8,25	11,00	13,75	16,50	19,25	24,75
		Weight (kg)	35,60	47,47	59,33	71,20	83,07	106,80

Model	Height	Feature	Length					
			300	400	500	600	700	900
22	1400	Water content (l)	5,00	6,66	8,33	9,99	11,66	14,99
		Weight (kg)	24,65	32,86	41,09	49,31	57,52	73,96
	1600	Water content (l)	5,50	7,33	9,17	11,00	12,83	16,50
		Weight (kg)	27,57	36,76	45,96	55,16	64,35	82,73
	1800	Water content (l)	6,00	8,00	10,01	12,01	14,01	18,01
		Weight (kg)	30,50	40,66	50,84	61,01	71,17	91,51
	2000	Water content (l)	6,74	8,99	11,24	13,48	15,73	20,22
		Weight (kg)	33,50	44,66	55,83	67,00	78,16	100,50
	2200	Water content (l)	7,70	10,27	12,83	15,40	17,97	23,10
		Weight (kg)	36,55	48,73	60,92	73,11	85,29	109,66
	2400	Water content (l)	8,25	11,00	13,75	16,50	19,25	24,75
		Weight (kg)	39,45	52,60	65,75	78,91	92,06	118,36

Weights, water content, and surface area

LINEAR C4 COMPACT

		Height				
Model	Feature	300	400	500	600	900
11	Water content (l/m)	2,10	2,59	3,07	3,55	5,05
	Weight (kg/m)	13,30	17,00	21,20	25,02	38,40
	Surface area (m ² /m)	1,19	2,18	3,16	4,14	7,09
20	Water content (l/m)	4,20	5,17	6,13	7,10	10,10
	Weight (kg/m)	16,42	21,76	27,97	31,47	48,02
	Surface area (m ² /m)	0,62	1,68	2,11	2,52	3,66
21	Water content (l/m)	4,20	5,17	6,13	7,10	10,10
	Weight (kg/m)	17,40	23,00	27,50	33,10	50,00
	Surface area (m ² /m)	1,87	3,10	4,30	5,50	9,17
22	Water content (l/m)	4,20	5,17	6,13	7,10	10,10
	Weight (kg/m)	19,58	25,98	31,91	39,11	59,00
	Surface area (m ² /m)	2,40	4,36	6,33	8,30	14,21
33	Water content (l/m)	6,10	7,87	9,63	11,40	15,40
	Weight (kg/m)	28,12	37,38	46,81	55,29	84,44
	Surface area (m ² /m)	3,61	6,57	9,53	12,49	21,37

LINEAR V6 L

		Height				
Model	Feature	300	400	500	600	900
11	Water content (l/m)	2,10	2,59	3,07	3,55	5,05
	Weight (kg/m)	13,30	17,00	21,20	25,02	38,40
	Surface area (m ² /m)	1,19	2,18	3,16	4,14	7,09
20	Water content (l/m)	4,20	5,17	6,13	7,10	10,10
	Weight (kg/m)	16,49	21,79	27,95	31,39	47,76
	Surface area (m ² /m)	0,62	1,68	2,11	2,52	3,66
21	Water content (l/m)	4,20	5,17	6,13	7,10	10,10
	Weight (kg/m)	18,07	23,90	30,42	35,21	53,25
	Surface area (m ² /m)	1,52	3,02	4,22	5,31	8,99
22	Water content (l/m)	4,20	5,17	6,13	7,10	10,10
	Weight (kg/m)	19,65	26,01	32,89	39,03	58,74
	Surface area (m ² /m)	2,40	4,36	6,33	8,30	14,21
33	Water content (l/m)	6,10	7,87	9,63	11,40	15,40
	Weight (kg/m)	28,19	37,43	46,67	55,18	84,13
	Surface area (m ² /m)	3,61	6,57	9,53	12,49	21,37

LINEAR V6 C

		Height				
Model	Feature	300	400	500	600	900
11	Water content (l/m)	2,10	2,59	3,07	3,55	5,05
	Weight (kg/m)	13,30	17,00	21,20	25,02	38,40
	Surface area (m ² /m)	1,19	2,18	3,16	4,14	7,09
21	Water content (l/m)	4,20	5,17	6,13	7,10	10,10
	Weight (kg/m)	18,71	24,98	21,15	37,32	55,39
	Surface area (m ² /m)	1,52	3,02	4,22	5,31	8,99
22	Water content (l/m)	4,20	5,17	6,13	7,10	10,10
	Weight (kg/m)	21,95	29,30	36,55	43,80	65,65
	Surface area (m ² /m)	2,40	4,36	6,33	8,30	14,21
33	Water content (l/m)	6,10	7,87	9,63	11,40	15,40
	Weight (kg/m)	31,40	41,90	52,30	62,70	94,00
	Surface area (m ² /m)	3,61	6,57	9,53	12,49	21,37

LINEAR V8

		Height				
Model	Feature	300	400	500	600	900
11	Water content (l/m)	2,10	2,59	3,07	3,55	5,05
	Weight (kg/m)	13,30	17,00	21,20	25,02	38,40
	Surface area (m ² /m)	1,19	2,18	3,16	4,14	7,09
21	Water content (l/m)	4,20	5,17	6,13	7,10	10,10
	Weight (kg/m)	18,71	24,98	21,15	37,32	55,39
	Surface area (m ² /m)	1,52	3,02	4,22	5,31	8,99
22	Water content (l/m)	4,20	5,17	6,13	7,10	10,10
	Weight (kg/m)	21,95	29,30	36,55	43,80	65,65
	Surface area (m ² /m)	2,40	4,36	6,33	8,30	14,21
33	Water content (l/m)	6,10	7,87	9,63	11,40	15,40
	Weight (kg/m)	31,40	41,90	52,30	62,70	94,00
	Surface area (m ² /m)	3,61	6,57	9,53	12,49	21,37

LINEAR C4 Hygiene

		Height				
Model	Feature	300	400	500	600	900
10	Water content (l/m)	2,10	2,59	3,07	3,55	5,05
	Weight (kg/m)	9,14	12,03	14,73	17,23	25,24
	Surface area (m ² /m)	0,31	0,84	1,06	1,26	1,83
20	Water content (l/m)	4,20	5,17	6,13	7,10	10,10
	Weight (kg/m)	14,76	19,45	23,75	28,42	42,51
	Surface area (m ² /m)	0,62	1,68	2,11	2,52	3,66
30	Water content (l/m)	6,10	7,87	9,63	11,40	15,40
	Weight (kg/m)	21,09	27,98	33,73	40,33	60,22
	Surface area (m ² /m)	2,02	5,00	7,97	10,94	19,86

LINEAR V6 Hygiene

		Height				
Model	Feature	300	400	500	600	900
10	Water content (l/m)	2,10	2,59	3,07	3,55	5,05
	Weight (kg/m)	8,98	11,96	14,82	17,33	25,60
	Surface area (m ² /m)	0,31	0,84	1,06	1,26	1,83
20	Water content (l/m)	4,20	5,17	6,13	7,10	10,10
	Weight (kg/m)	14,83	19,48	23,73	28,34	42,25
	Surface area (m ² /m)	0,62	1,68	2,11	2,52	3,66
30	Water content (l/m)	6,10	7,87	9,63	11,40	15,40
	Weight (kg/m)	21,16	27,33	33,69	40,22	59,91
	Surface area (m ² /m)	2,02	5,00	7,97	10,94	19,86

Weights, water content, and surface area

LINEAR C6 VERTICAL

Model	Height	Feature	Length					
			300	400	500	600	700	900
10	1400	Water content (l)	2,49	3,32	4,16	4,99	5,82	7,48
		Weight (kg)	11,70	15,60	19,50	23,40	27,30	35,10
	1600	Water content (l)	2,73	3,64	4,55	5,45	6,36	8,18
		Weight (kg)	13,47	17,96	22,46	26,95	31,44	40,42
	1800	Water content (l)	2,95	3,94	4,92	5,90	6,89	8,86
		Weight (kg)	15,25	20,33	25,41	30,49	35,57	45,74
	2000	Water content (l)	3,33	4,44	5,55	6,66	7,77	9,99
		Weight (kg)	16,87	22,49	28,11	33,73	39,35	50,60
	2200	Water content (l)	3,80	5,07	6,33	7,60	8,87	11,40
		Weight (kg)	18,55	24,73	30,92	37,10	43,28	55,65
	2400	Water content (l)	4,15	5,53	6,92	8,30	9,68	12,45
		Weight (kg)	20,25	27,00	33,75	40,50	47,25	60,75

Model	Height	Feature	Length					
			300	400	500	600	700	900
20	1400	Water content (l)	5,00	6,66	8,33	9,99	11,66	14,99
		Weight (kg)	20,40	27,20	34,01	40,81	47,61	61,21
	1600	Water content (l)	5,50	7,33	9,17	11,00	12,83	16,50
		Weight (kg)	23,21	30,95	38,69	46,42	54,16	69,63
	1800	Water content (l)	6,00	8,00	10,01	12,01	14,01	18,01
		Weight (kg)	26,01	34,68	43,35	52,02	60,59	78,03
	2000	Water content (l)	6,74	8,99	11,24	13,48	15,73	20,22
		Weight (kg)	28,83	38,44	48,05	57,65	67,26	86,48
	2200	Water content (l)	7,70	10,27	12,83	15,40	17,97	23,10
		Weight (kg)	31,50	42,00	52,50	63,00	73,50	94,50
	2400	Water content (l)	8,25	11,00	13,75	16,50	19,25	24,75
		Weight (kg)	34,25	45,67	57,08	68,50	79,92	102,75

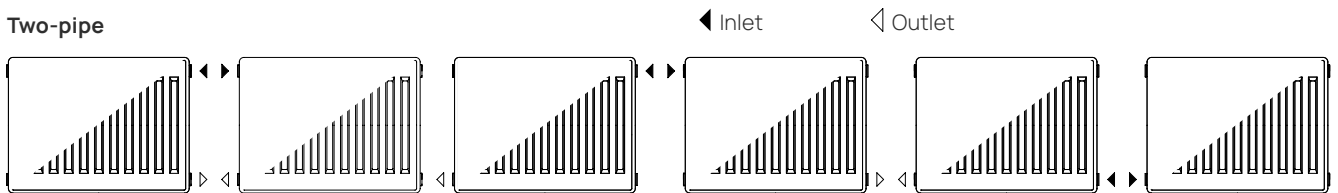
Model	Height	Feature	Length					
			300	400	500	600	700	900
21	1400	Water content (l)	5,00	6,66	8,33	9,99	11,66	14,99
		Weight (kg)	24,35	32,46	40,58	48,69	56,81	73,04
	1600	Water content (l)	5,50	7,33	9,17	11,00	12,83	16,50
		Weight (kg)	27,80	37,07	46,34	55,60	64,87	83,40
	1800	Water content (l)	6,00	8,00	10,01	12,01	14,01	18,01
		Weight (kg)	31,25	41,66	52,08	62,50	72,91	93,74
	2000	Water content (l)	6,74	8,99	11,24	13,48	15,73	20,22
		Weight (kg)	34,77	46,36	57,95	69,53	81,12	104,30
	2200	Water content (l)	7,70	10,27	12,83	15,40	17,97	23,10
		Weight (kg)	37,20	49,60	62,00	74,40	86,80	111,60
	2400	Water content (l)	8,25	11,00	13,75	16,50	19,25	24,75
		Weight (kg)	40,55	54,07	67,58	81,10	94,62	121,65

Model	Height	Feature	Length					
			300	400	500	600	700	900
22	1400	Water content (l)	5,00	6,66	8,33	9,99	11,66	14,99
		Weight (kg)	28,20	37,59	47,00	56,40	65,80	84,60
	1600	Water content (l)	5,50	7,33	9,17	11,00	12,83	16,50
		Weight (kg)	31,65	42,20	52,76	63,31	73,86	94,96
	1800	Water content (l)	6,00	8,00	10,01	12,01	14,01	18,01
		Weight (kg)	35,10	46,79	58,50	70,21	81,90	105,30
	2000	Water content (l)	6,74	8,99	11,24	13,48	15,73	20,22
		Weight (kg)	38,62	51,49	64,37	77,24	90,11	105,86
	2200	Water content (l)	7,70	10,27	12,83	15,40	17,97	23,10
		Weight (kg)	41,05	54,73	68,42	82,11	95,79	123,16
	2400	Water content (l)	8,25	11,00	13,75	16,50	19,25	24,75
		Weight (kg)	44,40	59,20	74,00	88,81	103,61	133,21

Connection methods

C4 Compact - C4 Hygiene

Two-pipe



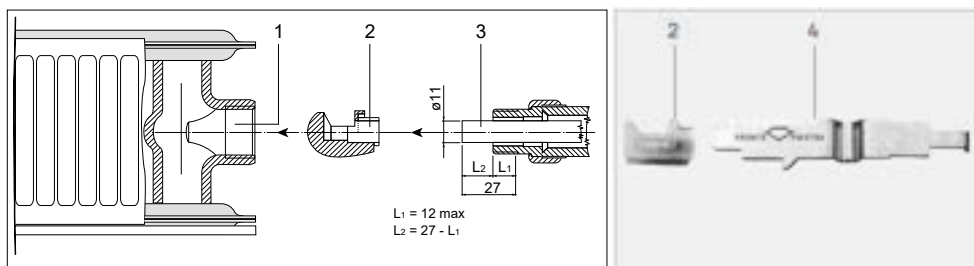
The connection methods indicated here also apply symmetrically.

The C4 Compact and C4 Hygiene panels can be connected in a two-pipe system using the following methods:

- Top/bottom same side (all EN442 performance values are calculated and verified with this connection method)
- Top/bottom opposite sides (the best connection method for panels longer than 1000 mm)
- Bottom/bottom opposite sides (this method may cause a performance reduction of approximately 10%)

In the two-pipe connection method, a thermostatic valve (optionally with a thermostatic head) and a lockshield valve are required.

Single-pipe system (supply through a single connection point)



The C4 Compact and C4 Hygiene panels can be connected in a monotube system using the special flow diverter (2), which is inserted into the connection point (1) via the key (4). To connect them to a monotube system, a monotube valve with a probe is required (not included in the RADIATORS supply range), with a maximum probe diameter of 11 mm; the length of the external probe and the internal thread of the valve must not exceed 27 mm (3).

Monotube connection kit

Code	Description
5380003300	Flow diverter for monotube valve
611561	Key for flow diverter

Pressure drops and valve adjustment

Two-pipe system

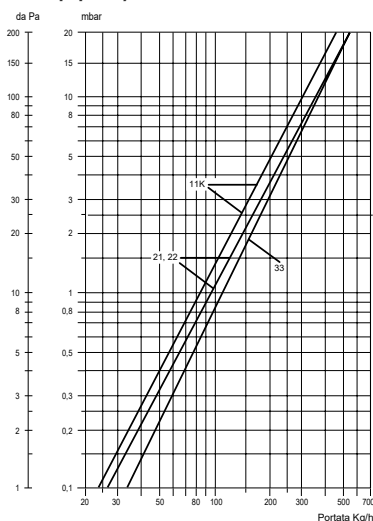


Diagram 1: Pressure drop for Two-pipe system.

The pressure drops Δp are expressed in daPa and mbar.

1 mm H₂O column = 0.0981 mbar

Pressure drop diagram for NT panels.

Values are obtained with 1/2" G connection on one side only.
Basic models 11K
Basic models 21 and 22
Basic models 33

Single-pipe system

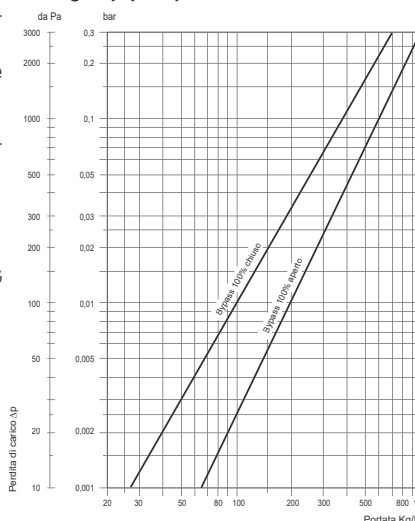


Diagram 2: Pressure drops for monotube system with flow diverter. The pressure drops refer to the panels with the special monotube valve and included special flow diverters. They are expressed in daPa and bar.

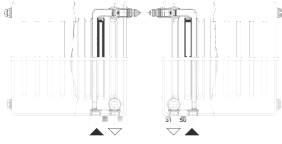
The pressure drop diagram shows the extreme values of pressure drops for NT panels for basic models 21, 22, and 33.

Please adhere to the specifications for the special monotube valves.

Connection methods


V6 L - V6 C - V6 Hygiene - V8

V6 L, V6 Hygiene, V8



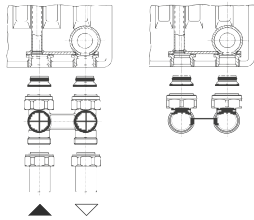
The adjustment is made based on the radiator's thermal output at 70/55-20 and the pressure drop related to the installed insert (0.1 bar). For any resettings: the value for the thermostatic insert (Two-pipe connection) must be determined using the flow Q diagrams (expressed in kg/h) and pressure drop Δp (expressed in bar or kPa). Starting from the Δt set in the system and the radiator's power (standard output according to EN442), the intersection with the pressure drop value on the x-axis determines the closest kv value at which to set the insert (e.g., position 3 or 4).

V6 C e V8



The value at which to set the thermostatic insert (Two-pipe connection) is determined using the flow Q diagrams (expressed in kg/h) and pressure drop Δp (expressed in bar or kPa). Based on the Δt set in the system and the radiator's power (standard output according to EN442), the intersection with the pressure drop value on the x-axis determines the closest kv value for setting the insert (e.g., position 3 or 4).

Connection methods Two-pipe

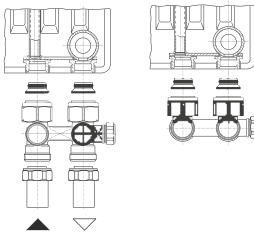


The V6 L, V6 C, V6 Hygiene, and V8 panels can be connected to a Two-pipe system using either a straight or angled manifold. Our range of manifolds is supplied with a Eurocone insert to allow connection with the 3/4" external threaded fittings equipped on these panels. Manifolds designed for radiator draining feature a nozzle compatible with the drain device.

Two-pipe distributors

Code	Description
5580013600	Straight manifold - Two-pipe
5580013700	Elbow manifold - Two-pipe
5580103500	Straight manifold - Two-pipe - equipped for radiator draining
5580103600	Elbow manifold - Two-pipe - equipped for radiator draining

Monotube connection methods (connection at a single attachment point)

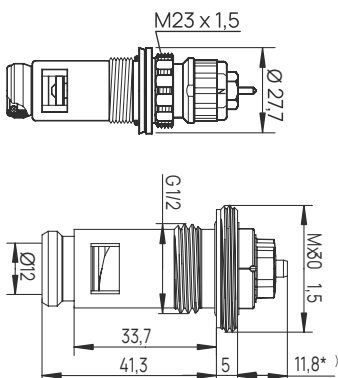


The V6 L, V6 C, V6 Hygiene, and V8 panels can be connected to a monotube system using a straight or angled manifold. Our range of manifolds comes with a Eurocone insert to allow connection to the 3/4" external threaded fittings on these panels. On the manifold side, it is necessary to adjust the bypass to regulate the flow of water entering the radiator and the flow bypassing it through the circuit. The thermostatic insert must be set to position N (fully open), and further adjustment is made by turning the bypass.

Single-pipe distributors

Code	Description
5580008200	Straight manifold - SINGLE-PIPE
5580008300	Elbow manifold - SINGLE-PIPE

Valve - spare part codes

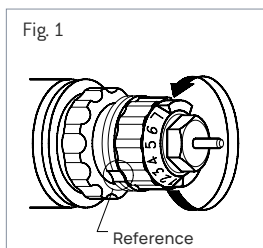
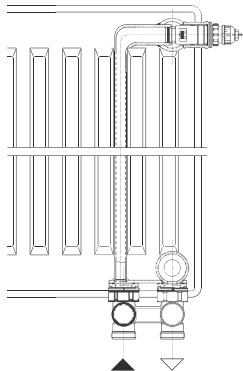


Code RADIATORS	Presetting	Size
5580139900	NN	M23 x 1,5
5580140000	-	M30 x 1,5

Connection methods

V6 L - V6 C - V6 Hygiene - V8

Pressure drops and valve adjustment (rif. cod. 5580139900) - Two-pipe system



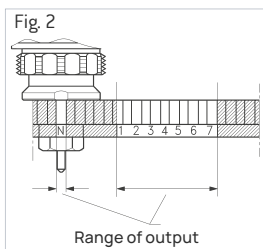
In Two-pipe systems, either angled or straight distributors can be used. These distributors have two built-in shut-off valves to intercept both the supply and return flow. For the thermostatic head to maintain the room temperature accurately, the integrated thermostatic valve must be adjusted to create a pressure drop of 0.1 bar in the radiator (use Diagram 2).

ADJUSTMENT

The value obtained from the diagram can be easily set on the thermostatic valve without the use of tools.

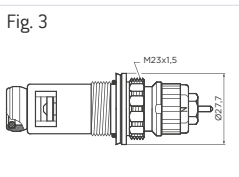
- Remove the protective cap,
- Turn the adjustment ring until the reference aligns with the desired value on the graduated scale (Fig. 1).

The adjustment can be continuously set from 1 to 7 (Fig. 2). In position N, the valve is fully open.

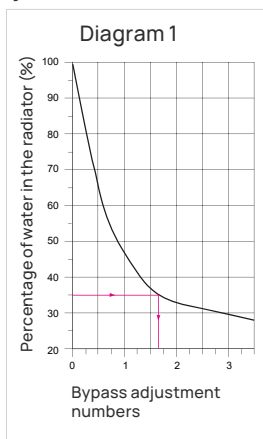
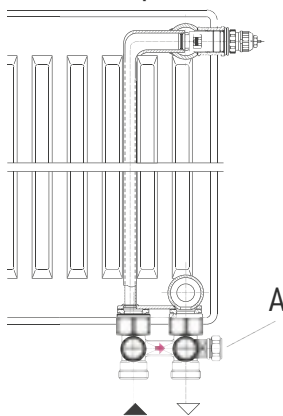


Example:

- Model 21/600-1000
- Power = 1325 W
- With $\Delta t = 15^\circ\text{C}$ and $\Delta P = 0.1$ bar from Diagram 1, the valve adjustment value is: 3 (water flow)



Pressure drops and valve adjustment (rif. cod. 5580139900) - Single-pipe system



For SINGLE-PIPE systems, it is necessary to use either a straight or angled distributor with an adjustable bypass. The thermostatic valve must be set to position N (radiators are normally delivered with the valve in this position – the panels are already pre-set at the factory). Once the percentage flow that must pass through the radiator (relative to the total system flow) is known, use Diagram 1 to find the number of turns to set on the bypass. Then, adjust the hex screw of the bypass located under cover A of the distributor by turning it the number of turns indicated in the table. To find the pressure drop in the radiator, use Diagram 2: knowing the total system flow and the percentage flow through the radiator, you can determine the pressure drop in meters of water column or bar.

Example:

- Given: Total thermal flow in the loop (5814 Watt)
 $\Delta t = 10^\circ\text{C}$ (75/65°C)
 35% flow through the heat exchanger

Find: bypass adjustment value and pressure drop in the radiator

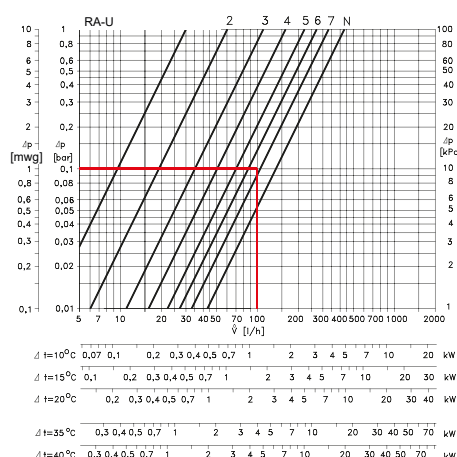
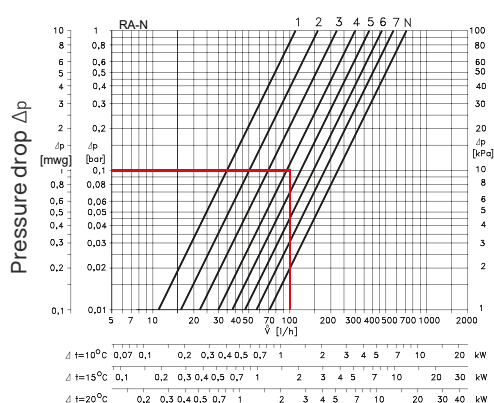
$$\text{Solution: Flow in the loop } m = \frac{Q}{c \times \Delta t} = \frac{5814 \times 0,86}{1 \times 10} = 500 \text{ kg/h}$$

From Table 1: bypass turns = 1 e 3/4

From Diagram 2 $\Delta D = 0,1$ bar

It is possible to make subsequent flow adjustments of the radiator even during operation. Additionally, the distributor can be used as a blind bridge if the radiator is installed later or removed, without needing to drain the system.

Diagram 2



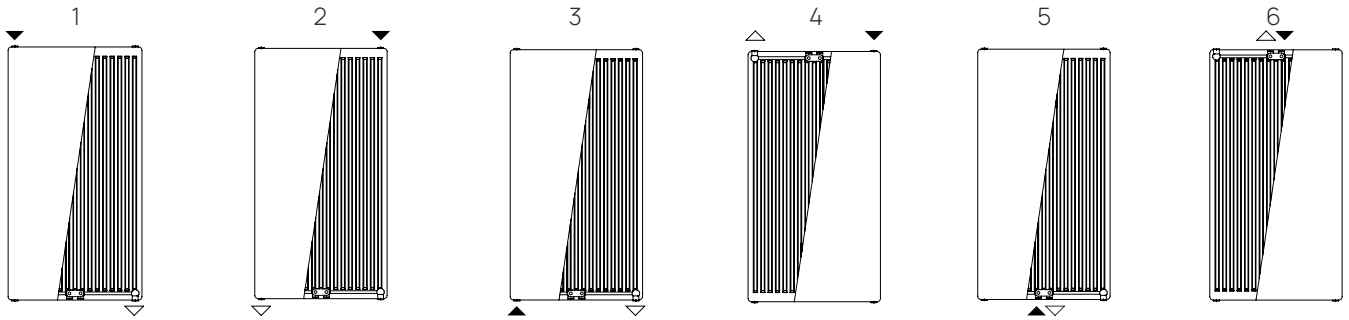
Connection methods

C6 Vertical

The vertical panel can be connected in a Two-pipe configuration according to the following methods:

- Top/bottom opposite sides (1,2);
- Bottom/bottom opposite sides (3);
- Top/top opposite sides (4);
- And in the configuration with central lower connection (5) or upper connection (6).

The connection methods top/top opposite sides (4) and central upper connection (6) are only applicable with the panel in AA configuration (top connection) because in this case a partition is inserted inside the radiator, and it comes without a grille. Configurations 3, 4, 5, and 6 are symmetrical with respect to the drawings below (the supply and return may be reversed from what is indicated by the arrows). For Two-pipe connection methods using the side connections of the panel, a thermostatic valve (optionally with a thermostatic head) and a lockshield valve are required. If connecting via the side connections of the panel, the central connection must be sealed with two blind plugs.



Configurations

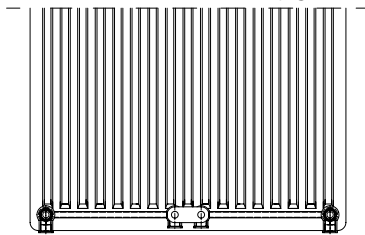
When placing the order, the desired configuration must be specified:

- AB for bottom connection
- AA for top connection

In the case of a top connection (AA), replace the digit 8 with the digit 9 in the third-to-last position of the code. Example: 0184214854 is a Vertical 21 1800x400 with bottom connections (AB); 0184214954 is a Vertical 21 1800x400 with top connections (AA).

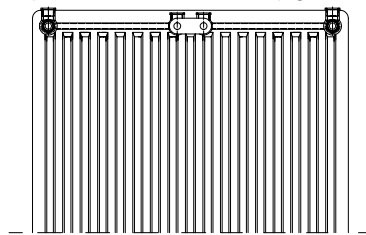
CONFIGURATION AB

Bottom connection, with Top grille

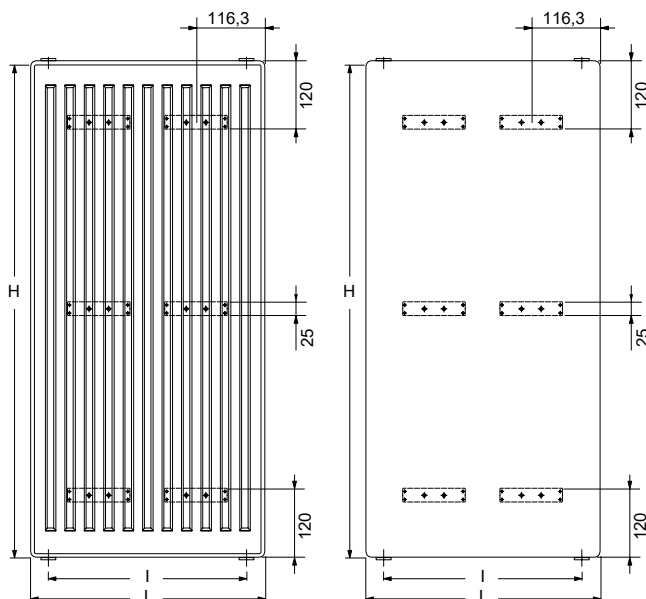


CONFIGURATION AA

Top connection, without Top grille



Brackets for installation



Vertical panels with a width of 300 mm that have a welded rear support still require 2 installation brackets, as do all panels with greater widths.

Overall dimensions

PLATTELLA C4 COMPACT

		Dimensions for Model (mm)				
		11	21	22	33	
Panel depth excluding rear supports	A	63	66	100	157	
Overall depth from the back of the support to the front panel**	B	75	75	109	166	
Distance from the rear support to the connection	C	40	42	59	59	
Distance from the wall to the center of the connection (when mounting the Panel on the supplied GB brackets) *	D	54/**	57/**	74/**	74/**	
Overall projection from the wall to the front panel (when mounting the Panel on the supplied GB brackets) *	E	91/**	90/**	125/**	182/**	

* The overall size varies depending on the depth of the chosen bracket side.

** To calculate the total overall depth of the panel (from the wall to the front panel) with the chosen wall brackets, add the useful dimension of the selected bracket to this size.

*** Contact customer service

PLATTELLA V6 L

		Dimensions for Model (mm)				
		11	21	22	33	
Panel depth excluding rear supports	A	63	66	100	157	
Total depth from back of support to front panel	B	75	-	-	-	
Distance from the rear support to the connection	C	40	33	50	50	
Distance from the wall to the center of the connection (GB brackets mod. 11) *	D	54/**	63	80	80	
Overall projection from the wall to the front panel (GB brackets mod. 11) *	E	90/**	96	130	187	

The dimensions indicated for Model 11 refer to the GB mounting kit.

The dimensions indicated for Models 21, 22, and 33 refer to the F7 mounting kit.

* The overall size varies depending on the depth of the chosen bracket side.

** Contact customer service

PLATTELLA V6 C

		Dimensions for Model (mm)				
		11	21	22	33	
Panel depth excluding rear supports	A	63	66	100	157	
Total depth from back of support to front panel	B	75	-	-	-	
Distance from the rear support to the connection	C	40	33	50	50	
Distance from the wall to the center of the connection (GB brackets mod. 11) *	D	54/**	63	80	80	
Overall projection from the wall to the front panel (GB brackets mod. 11) *	E	90/**	96	130	187	

The dimensions indicated for Model 11 refer to the GB mounting kit.

The dimensions indicated for Models 21, 22, and 33 refer to the F7 mounting kit.

* The overall size varies depending on the depth of the chosen bracket side.

** Contact customer service

PLATTELLA V8

		Dimensions for Model (mm)				
		11	21	22	33	
Panel depth excluding rear supports	A	63	66	100	157	
Total depth from back of support to front panel	B	75	-	-	-	
Distance from the rear support to the connection	C	40	33	50	50	
Distance from the wall to the center of the connection (GB brackets mod. 11) *	D	54/**	63	80	80	
Overall projection from the wall to the front panel (GB brackets mod. 11) *	E	90/**	96	130	187	

The dimensions indicated for Model 11 refer to the GB mounting kit.

The dimensions indicated for Models 21, 22, and 33 refer to the F7 mounting kit.

* The overall size varies depending on the depth of the chosen bracket side.

** Contact customer service

Overall dimensions

PLATTELLA C4 HYGIENE

		Dimensions for Model (mm)			
		10	20	30	
Panel depth excluding rear supports	A	63	66	157	
Overall depth from the back of the support to the front panel **	B	63	75	166	
Distance from the rear support to the connection	C	-	42	59	
Distance from the wall to the center of the connection (when mounting the panel on the supplied GB brackets, excluding model 10) *	D	34	57/***	74/***	
Overall projection from the wall to the front panel (when mounting the panel on the supplied GB brackets, excluding model 10) *	E	69	90/***	175/***	

* The overall size varies depending on the depth of the chosen bracket side; Model 10 on D30.

** To calculate the total overall depth of the panel (from the wall to the front panel) with the chosen wall brackets, add the useful dimension of the selected bracket to this size.

*** Contact customer service

PLATTELLA V6 HYGIENE

		Dimensions for Model (mm)			
		10	20	30	
Panel depth excluding rear supports	A	63	66	157	
Overall depth from the back of the support to the front panel **	B	-	75	166	
Distance from the rear support to the connection	C	-	42	59	
Distance from the wall to the center of the connection (when mounting the Panel on the supplied GB brackets) *	D	34	59/***	74/***	
Overall projection from the wall to the front panel (when mounting the Panel on the supplied GB brackets) *	E	69	94/***	175/***	

The dimensions indicated for models 20 and 30 refer to the F7 fixing kit.

The dimensions indicated for Model 10 refer to the GB fixing kit.

* The overall size varies depending on the depth of the chosen bracket side; Model 10 on D30.** To calculate the total overall depth of the panel (from the wall to the front panel) with the chosen wall brackets, add the useful dimension of the selected bracket to this size.

*** Contact customer service

PLATTELLA C6 VERTICAL

		Dimensions for Model (mm)				
		10	20	21	22	
Panel depth excluding rear supports	A	62	70	70	102	
Overall depth from the back of the support to the front panel **	B	62	77	77	111	
Distance from the rear support to the connection	C	-	43	43	60	
Distance from the wall to the center of the connection (when mounting the Panel on the supplied GB brackets) *	D	35	58/***	58/***	74/***	
Overall projection from the wall to the front panel (when mounting the Panel on the supplied GB brackets) *	E	70	93/***	93/***	125/***	

* The overall size varies depending on the depth of the chosen bracket side.

** To calculate the total overall depth of the panel (from the wall to the front panel) with the chosen wall brackets, add the useful dimension of the selected bracket to this size.

*** Contact customer service

Overall dimensions

LINEAR C4 COMPACT

		Dimensions for Model (mm)					
		11	20	21	22	33	
Panel depth excluding rear supports	A	64	67	67	101	158	
Overall depth from the back of the support to the front panel**	B	76	76	76	110	167	
Distance from the rear support to the connection**	C	40	42	42	59	59	
Distance from the wall to the center of the connection (when mounting the panel on GB brackets purchased separately) *	D	57/***	91	91	74/***	74/***	
Overall projection from the wall to the front panel (when mounting the panel on GB brackets purchased separately) *	E	90/***	99	99	124/***	181/***	

* The overall size varies depending on the depth of the chosen bracket side.

** To calculate the total overall depth of the panel (from the wall to the front panel) with the chosen wall brackets, add the useful dimension of the selected bracket to this size.

*** Contact customer service

LINEAR V6 L

		Dimensions for Model (mm)					
		11	20	21	22	33	
Panel depth excluding rear supports	A	64	67	67	101	158	
Total depth from back of support to front panel	B	76	-	-	-	-	
Distance from the rear support to the connection	C	40	33	33	50	50	
Distance from the wall to the center of the connection (GB brackets mod. 11) *	D	57/**	63	63	80	80	
Overall projection from the wall to the front panel (GB brackets mod. 11) *	E	91/**	97	97	131	188	

The dimensions indicated for Model 11 refer to the GB mounting kit.

The dimensions indicated for models 20, 21, 22, and 33 refer to the F7 fixing kit.

* The overall size varies depending on the depth of the chosen bracket side.

** Contact customer service

LINEAR V6 C

		Dimensions for Model (mm)				
		11	21	22	33	
Panel depth excluding rear supports	A	64	67	101	158	
Total depth from back of support to front panel	B	76	-	-	-	
Distance from the rear support to the connection	C	40	33	50	50	
Distance from the wall to the center of the connection (GB brackets mod. 11) *	D	57/**	63	80	80	
Overall projection from the wall to the front panel (GB brackets mod. 11) *	E	91/**	97	131	188	

The dimensions indicated for Model 11 refer to the GB mounting kit.

The dimensions indicated for Models 21, 22, and 33 refer to the F7 mounting kit.

* The overall size varies depending on the depth of the chosen bracket side.

** Contact customer service

LINEAR V8

		Dimensions for Model (mm)				
		11	21	22	33	
Panel depth excluding rear supports	A	64	67	101	158	
Total depth from back of support to front panel	B	76	-	-	-	
Distance from the rear support to the connection	C	40	33	50	50	
Distance from the wall to the center of the connection (GB brackets mod. 11) *	D	57/**	63	80	80	
Overall projection from the wall to the front panel (GB brackets mod. 11) *	E	91/**	97	131	188	

The dimensions indicated for Model 11 refer to the GB mounting kit.

The dimensions indicated for Models 21, 22, and 33 refer to the F7 mounting kit.

* The overall size varies depending on the depth of the chosen bracket side.

** Contact customer service

Overall dimensions

LINEAR C4 HYGIENE

		Dimensions for Model (mm)			
		10	20	30	
Panel depth excluding rear supports	A	64	67	158	
Overall depth from the back of the support to the front panel **	B	64	76	167	
Distance from the rear support to the connection	C	-	42	59	
Distance from the wall to the center of the connection (when mounting the panel on GB brackets purchased separately) *	D	34	59/***	74/***	
Overall projection from the wall to the front panel (when mounting the panel on GB brackets purchased separately) *	E	69	94/***	175/***	

* The overall size varies depending on the depth of the chosen bracket side; Model 10 on D30.** To calculate the total overall depth of the panel (from the wall to the front panel) with the chosen wall brackets, add the useful dimension of the selected bracket to this size.

*** Contact customer service

LINEAR V6 HYGIENE

		Dimensions for Model (mm)			
		10	20	30	
Panel depth excluding rear supports	A	64	67	158	
Overall depth from the back of the support to the front panel **	B	-	76	167	
Distance from the rear support to the connection	C	-	42	59	
Distance from the wall to the center of the connection (when mounting the panel on GB brackets purchased separately) *	D	34	59/***	74/***	
Overall projection from the wall to the front panel (when mounting the panel on GB brackets purchased separately) *	E	69	94/***	175/***	

The dimensions indicated for models 20 and 30 refer to the F7 fixing kit.

The dimensions indicated for Model 10 refer to the GB fixing kit.

* The overall size varies depending on the depth of the chosen bracket side; Model 10 on D30.** To calculate the total overall depth of the panel (from the wall to the front panel) with the chosen wall brackets, add the useful dimension of the selected bracket to this size.

*** Contact customer service

LINEAR C6 VERTICAL

		Dimensions for Model (mm)				
		10	20	21	22	
Panel depth excluding rear supports	A	63	71	71	103	
Overall depth from the back of the support to the front panel **	B	63	78	78	112	
Distance from the rear support to the connection	C	-	43	43	60	
Distance from the wall to the center of the connection (when mounting the Panel on the supplied GB brackets) *	D	35	58/***	58/***	74/***	
Overall projection from the wall to the front panel (when mounting the Panel on the supplied GB brackets) *	E	71	94/***	94/***	126/***	

* The overall size varies depending on the depth of the chosen bracket side.

** To calculate the total overall depth of the panel (from the wall to the front panel) with the chosen wall brackets, add the useful dimension of the selected bracket to this size.

*** Contact customer service

Pallet configuration (units per pallet)

PLATTELLA C4 COMPACT

	11					21					22					33				
H.	300	400	500	600	900	300	400	500	600	900	300	400	500	600	900	300	400	500	600	900
L.																				
400	28	28	28	28	28	28	28	28	28	14	20	20	20	20	10	14	14	14	14	14
500	28	28	28	28	28	28	28	28	28	14	20	20	20	20	10	14	14	14	14	14
600	14	14	14	14	14	14	14	14	14	14	10	10	10	10	10	7	7	7	7	7
700	14	14	14	14	14	14	14	14	14	14	10	10	10	10	10	7	7	7	7	7
800	14	14	14	14	14	14	14	14	14	14	10	10	10	10	10	7	7	7	7	7
900	14	14	14	14	14	14	14	14	14	14	10	10	10	10	10	7	7	7	7	7
1000	14	14	14	14	14	14	14	14	14	14	10	10	10	10	10	7	7	7	7	7
1100	14	14	14	14	14	14	14	14	14	14	10	10	10	10	10	7	7	7	7	7
1200	14	14	14	14	14	14	14	14	14	14	10	10	10	10	10	7	7	7	7	7
1400	14	14	14	14	14	14	14	14	14	14	10	10	10	10	10	7	7	7	7	7
1600	14	14	14	14	14	14	14	14	14	14	10	10	10	10	10	7	7	7	7	7
1800	14	14	14	14	14	14	14	14	14	14	10	10	10	10	10	7	7	7	7	7
2000	14	14	14	14	14	14	14	14	14	14	10	10	10	10	10	7	7	7	7	7
2300	14	14	14	14	14	14	14	14	14	14	10	10	10	10	10	7	7	7	7	7
2600	14	14	14	14	14	14	14	14	14	14	10	10	10	10	10	7	7	7	7	7
3000	14	14	14	14	14	14	14	14	14	14	10	10	10	10	10	7	7	7	7	7

PLATTELLA V6 L

	11					21					22					33				
H.	300	400	500	600	900	300	400	500	600	900	300	400	500	600	900	300	400	500	600	900
L.																				
400	28	28	28	28	28	28	28	28	28	14	20	20	20	20	10	14	14	14	14	14
500	28	28	28	28	28	28	28	28	28	14	20	20	20	20	10	14	14	14	14	14
600	14	14	14	14	14	14	14	14	14	14	10	10	10	10	10	6	6	6	6	6
700	14	14	14	14	14	14	14	14	14	14	10	10	10	10	10	6	6	6	6	6
800	14	14	14	14	14	14	14	14	14	14	10	10	10	10	10	6	6	6	6	6
900	14	14	14	14	14	14	14	14	14	14	10	10	10	10	10	6	6	6	6	6
1000	14	14	14	14	14	14	14	14	14	14	10	10	10	10	10	6	6	6	6	6
1100	14	14	14	14	14	14	14	14	14	14	10	10	10	10	10	6	6	6	6	6
1200	14	14	14	14	14	14	14	14	14	14	10	10	10	10	10	6	6	6	6	6
1400	14	14	14	14	14	14	14	14	14	14	10	10	10	10	10	6	6	6	6	6
1600	14	14	14	14	14	14	14	14	14	14	10	10	10	10	10	6	6	6	6	6
1800	14	14	14	14	14	14	14	14	14	14	10	10	10	10	10	6	6	6	6	6
2000	14	14	14	14	14	14	14	14	14	14	10	10	10	10	10	6	6	6	6	6
2300	14	14	14	14	14	14	14	14	14	14	10	10	10	10	10	6	6	6	6	6
2600	14	14	14	14	14	14	14	14	14	14	10	10	10	10	10	6	6	6	6	6
3000	14	14	14	14	14	14	14	14	14	14	10	10	10	10	10	6	6	6	6	6

Pallet configuration (units per pallet)

PLATTELLA V6 C

	11					21					22					33				
H.	300	400	500	600	900	300	400	500	600	900	300	400	500	600	900	300	400	500	600	900
L.																				
400	28	28	28	28	28	28	28	28	28	14	20	20	20	20	10	14	14	14	14	14
500	28	28	28	28	28	28	28	28	28	14	20	20	20	20	10	14	14	14	14	14
600	14	14	14	14	14	14	14	14	14	14	10	10	10	10	10	7	7	7	7	7
700	14	14	14	14	14	14	14	14	14	14	10	10	10	10	10	7	7	7	7	7
800	14	14	14	14	14	14	14	14	14	14	10	10	10	10	10	7	7	7	7	7
900	14	14	14	14	14	14	14	14	14	14	10	10	10	10	10	7	7	7	7	7
1000	14	14	14	14	14	14	14	14	14	14	10	10	10	10	10	7	7	7	7	7
1100	14	14	14	14	14	14	14	14	14	14	10	10	10	10	10	7	7	7	7	7
1200	14	14	14	14	14	14	14	14	14	14	10	10	10	10	10	7	7	7	7	7
1400	14	14	14	14	14	14	14	14	14	14	10	10	10	10	10	7	7	7	7	7
1600	14	14	14	14	14	14	14	14	14	14	10	10	10	10	10	7	7	7	7	7
1800	14	14	14	14	14	14	14	14	14	14	10	10	10	10	10	7	7	7	7	7
2000	14	14	14	14	14	14	14	14	14	14	10	10	10	10	10	7	7	7	7	7
2300	14	14	14	14	14	14	14	14	14	14	10	10	10	10	10	7	7	7	7	7
2600	14	14	14	14	14	14	14	14	14	14	10	10	10	10	10	7	7	7	7	7
3000	14	14	14	14	14	14	14	14	14	14	10	10	10	10	10	7	7	7	7	7

PLATTELLA V8

	11					21					22					33				
H.	300	400	500	600	900	300	400	500	600	900	300	400	500	600	900	300	400	500	600	900
L.																				
400	28	28	28	28	28	28	28	28	28	14	20	20	20	20	10	14	14	14	14	14
500	28	28	28	28	28	28	28	28	28	14	20	20	20	20	10	14	14	14	14	14
600	14	14	14	14	14	14	14	14	14	14	10	10	10	10	10	7	7	7	7	7
700	14	14	14	14	14	14	14	14	14	14	10	10	10	10	10	7	7	7	7	7
800	14	14	14	14	14	14	14	14	14	14	10	10	10	10	10	7	7	7	7	7
900	14	14	14	14	14	14	14	14	14	14	10	10	10	10	10	7	7	7	7	7
1000	14	14	14	14	14	14	14	14	14	14	10	10	10	10	10	7	7	7	7	7
1100	14	14	14	14	14	14	14	14	14	14	10	10	10	10	10	7	7	7	7	7
1200	14	14	14	14	14	14	14	14	14	14	10	10	10	10	10	7	7	7	7	7
1400	14	14	14	14	14	14	14	14	14	14	10	10	10	10	10	7	7	7	7	7
1600	14	14	14	14	14	14	14	14	14	14	10	10	10	10	10	7	7	7	7	7
1800	14	14	14	14	14	14	14	14	14	14	10	10	10	10	10	7	7	7	7	7
2000	14	14	14	14	14	14	14	14	14	14	10	10	10	10	10	7	7	7	7	7
2300	14	14	14	14	14	14	14	14	14	14	10	10	10	10	10	7	7	7	7	7
2600	14	14	14	14	14	14	14	14	14	14	10	10	10	10	10	7	7	7	7	7
3000	14	14	14	14	14	14	14	14	14	14	10	10	10	10	10	7	7	7	7	7

Pallet configuration (units per pallet)

PLATTELLA C4 HYGIENE

	10					20					30				
H.	300	400	500	600	900	300	400	500	600	900	300	400	500	600	900
L.															
400	28	28	28	28	28	28	28	28	28	14	14	14	14	14	14
500	28	28	28	28	28	28	28	28	28	14	14	14	14	14	14
600	14	14	14	14	14	14	14	14	14	14	7	7	7	7	7
700	14	14	14	14	14	14	14	14	14	14	7	7	7	7	7
800	14	14	14	14	14	14	14	14	14	14	7	7	7	7	7
900	14	14	14	14	14	14	14	14	14	14	7	7	7	7	7
1000	14	14	14	14	14	14	14	14	14	14	7	7	7	7	7
1100	14	14	14	14	14	14	14	14	14	14	7	7	7	7	7
1200	14	14	14	14	14	14	14	14	14	14	7	7	7	7	7
1400	14	14	14	14	14	14	14	14	14	14	7	7	7	7	7
1600	14	14	14	14	14	14	14	14	14	14	7	7	7	7	7
1800	14	14	14	14	14	14	14	14	14	14	7	7	7	7	7
2000	14	14	14	14	14	14	14	14	14	14	7	7	7	7	7
2300	14	14	14	14	14	14	14	14	14	14	7	7	7	7	7
2600	14	14	14	14	14	14	14	14	14	14	7	7	7	7	7
3000	14	14	14	14	14	14	14	14	14	14	7	7	7	7	7

PLATTELLA V6 HYGIENE

	10					20					30				
H.	300	400	500	600	900	300	400	500	600	900	300	400	500	600	900
L.															
400	28	28	28	28	28	28	28	28	28	14	14	14	14	14	14
500	28	28	28	28	28	28	28	28	28	14	14	14	14	14	14
600	14	14	14	14	14	14	14	14	14	14	7	7	7	7	7
700	14	14	14	14	14	14	14	14	14	14	7	7	7	7	7
800	14	14	14	14	14	14	14	14	14	14	7	7	7	7	7
900	14	14	14	14	14	14	14	14	14	14	7	7	7	7	7
1000	14	14	14	14	14	14	14	14	14	14	7	7	7	7	7
1100	14	14	14	14	14	14	14	14	14	14	7	7	7	7	7
1200	14	14	14	14	14	14	14	14	14	14	7	7	7	7	7
1400	14	14	14	14	14	14	14	14	14	14	7	7	7	7	7
1600	14	14	14	14	14	14	14	14	14	14	7	7	7	7	7
1800	14	14	14	14	14	14	14	14	14	14	7	7	7	7	7
2000	14	14	14	14	14	14	14	14	14	14	7	7	7	7	7
2300	14	14	14	14	14	14	14	14	14	14	7	7	7	7	7
2600	14	14	14	14	14	14	14	14	14	14	7	7	7	7	7
3000	14	14	14	14	14	14	14	14	14	14	7	7	7	7	7

Pallet configuration (units per pallet)

PLATTELLA C6 VERTICAL

	10						20						21						22						
H.	1400	1600	1800	2000	2200	2400	1400	1600	1800	2000	2200	2400	1400	1600	1800	2000	2200	2400	1400	1600	1800	2000	2200	2400	
L.																									
300	15	15	15	15	15	15	15	15	15	15	15	15	15	15	15	15	15	15	15	10	10	10	10	10	10
400	15	15	15	15	15	15	15	15	15	15	15	15	15	15	15	15	15	15	15	10	10	10	10	10	10
500	15	15	15	15	15	15	15	15	15	15	15	15	15	15	15	15	15	15	15	10	10	10	10	10	10
600	15	15	15	15	15	15	15	15	15	15	15	15	15	15	15	15	15	15	15	10	10	10	10	10	10
700	15	15	15	15	15	15	15	15	15	15	15	15	15	15	15	15	15	15	15	10	10	10	10	10	10
900	15	15	15	15	15	15	15	15	15	15	15	15	15	15	15	15	15	15	15	10	10	10	10	10	10

STEEL PANEL

Pallet configuration (units per pallet)

LINEAR C4 COMPACT

	11					21					22					33				
H.	300	400	500	600	900	300	400	500	600	900	300	400	500	600	900	300	400	500	600	900
L.																				
400	24	24	24	24	24	24	24	24	24	20	16	16	16	16	16	16	16	12	12	12
500	24	24	24	24	24	24	24	24	24	20	16	16	16	16	16	16	16	12	12	12
600	13	13	13	13	13	13	13	13	13	13	9	9	9	9	9	9	9	6	6	6
700	13	13	13	13	13	13	13	13	13	13	9	9	9	9	9	9	9	6	6	6
800	13	13	13	13	13	13	13	13	13	13	9	9	9	9	9	6	6	6	6	6
900	13	13	13	13	13	13	13	13	13	13	9	9	9	9	9	6	6	6	6	6
1000	13	13	13	13	13	13	13	13	13	13	9	9	9	9	9	6	6	6	6	6
1100	13	13	13	13	13	13	13	13	13	13	9	9	9	9	9	6	6	6	6	6
1200	13	13	13	13	13	13	13	13	13	13	9	9	9	9	9	6	6	6	6	6
1400	13	13	13	13	13	13	13	13	13	13	9	9	9	9	9	6	6	6	6	6
1600	13	13	13	13	13	13	13	13	13	13	9	9	9	9	9	6	6	6	6	6
1800	13	13	13	13	13	13	13	13	13	13	9	9	9	9	9	6	6	6	6	6
2000	13	13	13	13	13	13	13	13	13	13	9	9	9	9	9	6	6	6	6	6
2300	13	13	13	13	13	13	13	13	13	13	9	9	9	9	9	6	6	6	6	6
2600	13	13	13	13	13	13	13	13	13	13	9	9	9	9	9	6	6	6	6	6
3000	13	13	13	13	13	13	13	13	13	13	9	9	9	9	9	6	6	6	6	6

LINEAR V6 L

	11					21					22					33				
H.	300	400	500	600	900	300	400	500	600	900	300	400	500	600	900	300	400	500	600	900
L.																				
400	24	24	24	24	24	24	24	24	24	20	16	16	16	16	16	12	12	12	12	12
500	24	24	24	24	24	24	24	24	24	20	16	16	16	16	16	12	12	12	12	12
600	13	13	13	13	13	13	13	13	13	13	9	9	9	9	9	6	6	6	6	6
700	13	13	13	13	13	13	13	13	13	13	9	9	9	9	9	6	6	6	6	6
800	13	13	13	13	13	13	13	13	13	13	9	9	9	9	9	6	6	6	6	6
900	13	13	13	13	13	13	13	13	13	13	9	9	9	9	9	6	6	6	6	6
1000	13	13	13	13	13	13	13	13	13	13	9	9	9	9	9	6	6	6	6	6
1100	13	13	13	13	13	13	13	13	13	13	9	9	9	9	9	6	6	6	6	6
1200	13	13	13	13	13	13	13	13	13	13	9	9	9	9	9	6	6	6	6	6
1400	13	13	13	13	13	13	13	13	13	13	9	9	9	9	9	6	6	6	6	6
1600	13	13	13	13	13	13	13	13	13	13	9	9	9	9	9	6	6	6	6	6
1800	13	13	13	13	13	13	13	13	13	13	9	9	9	9	9	6	6	6	6	6
2000	13	13	13	13	13	13	13	13	13	13	9	9	9	9	9	6	6	6	6	6
2300	13	13	13	13	13	13	13	13	13	13	9	9	9	9	9	6	6	6	6	6
2600	13	13	13	13	13	13	13	13	13	13	9	9	9	9	9	6	6	6	6	6
3000	13	13	13	13	13	13	13	13	13	13	9	9	9	9	9	6	6	6	6	6

Pallet configuration (units per pallet)

LINEAR V6 C

	11					21					22					33				
H.	300	400	500	600	900	300	400	500	600	900	300	400	500	600	900	300	400	500	600	900
L.																				
400	24	24	24	24	24	24	24	24	24	20	16	16	16	16	16	12	12	12	12	12
500	24	24	24	24	24	24	24	24	24	20	16	16	16	16	16	12	12	12	12	12
600	13	13	13	13	13	13	13	13	13	13	9	9	9	9	9	6	6	6	6	6
700	13	13	13	13	13	13	13	13	13	13	9	9	9	9	9	6	6	6	6	6
800	13	13	13	13	13	13	13	13	13	13	9	9	9	9	9	6	6	6	6	6
900	13	13	13	13	13	13	13	13	13	13	9	9	9	9	9	6	6	6	6	6
1000	13	13	13	13	13	13	13	13	13	13	9	9	9	9	9	6	6	6	6	6
1100	13	13	13	13	13	13	13	13	13	13	9	9	9	9	9	6	6	6	6	6
1200	13	13	13	13	13	13	13	13	13	13	9	9	9	9	9	6	6	6	6	6
1400	13	13	13	13	13	13	13	13	13	13	9	9	9	9	9	6	6	6	6	6
1600	13	13	13	13	13	13	13	13	13	13	9	9	9	9	9	6	6	6	6	6
1800	13	13	13	13	13	13	13	13	13	13	9	9	9	9	9	6	6	6	6	6
2000	13	13	13	13	13	13	13	13	13	13	9	9	9	9	9	6	6	6	6	6
2300	13	13	13	13	13	13	13	13	13	13	9	9	9	9	9	6	6	6	6	6
2600	13	13	13	13	13	13	13	13	13	13	9	9	9	9	9	6	6	6	6	6
3000	13	13	13	13	13	13	13	13	13	13	9	9	9	9	9	6	6	6	6	6

LINEAR V8

	11					21					22					33				
H.	300	400	500	600	900	300	400	500	600	900	300	400	500	600	900	300	400	500	600	900
L.																				
400	24	24	24	24	24	24	24	24	24	20	16	16	16	16	16	12	12	12	12	12
500	24	24	24	24	24	24	24	24	24	20	16	16	16	16	16	12	12	12	12	12
600	13	13	13	13	13	13	13	13	13	13	9	9	9	9	9	6	6	6	6	6
700	13	13	13	13	13	13	13	13	13	13	9	9	9	9	9	6	6	6	6	6
800	13	13	13	13	13	13	13	13	13	13	9	9	9	9	9	6	6	6	6	6
900	13	13	13	13	13	13	13	13	13	13	9	9	9	9	9	6	6	6	6	6
1000	13	13	13	13	13	13	13	13	13	13	9	9	9	9	9	6	6	6	6	6
1100	13	13	13	13	13	13	13	13	13	13	9	9	9	9	9	6	6	6	6	6
1200	13	13	13	13	13	13	13	13	13	13	9	9	9	9	9	6	6	6	6	6
1400	13	13	13	13	13	13	13	13	13	13	9	9	9	9	9	6	6	6	6	6
1600	13	13	13	13	13	13	13	13	13	13	9	9	9	9	9	6	6	6	6	6
1800	13	13	13	13	13	13	13	13	13	13	9	9	9	9	9	6	6	6	6	6
2000	13	13	13	13	13	13	13	13	13	13	9	9	9	9	9	6	6	6	6	6
2300	13	13	13	13	13	13	13	13	13	13	9	9	9	9	9	6	6	6	6	6
2600	13	13	13	13	13	13	13	13	13	13	9	9	9	9	9	6	6	6	6	6
3000	13	13	13	13	13	13	13	13	13	13	9	9	9	9	9	6	6	6	6	6

Pallet configuration (units per pallet)

LINEAR C4 HYGIENE

	10					20					30				
H.	300	400	500	600	900	300	400	500	600	900	300	400	500	600	900
L.															
400	24	24	24	24	24	24	24	24	24	20	12	12	12	12	12
500	24	24	24	24	24	24	24	24	24	20	12	12	12	12	12
600	13	13	13	13	13	13	13	13	13	13	6	6	6	6	6
700	13	13	13	13	13	13	13	13	13	13	6	6	6	6	6
800	13	13	13	13	13	13	13	13	13	13	6	6	6	6	6
900	13	13	13	13	13	13	13	13	13	13	6	6	6	6	6
1000	13	13	13	13	13	13	13	13	13	13	6	6	6	6	6
1100	13	13	13	13	13	13	13	13	13	13	6	6	6	6	6
1200	13	13	13	13	13	13	13	13	13	13	6	6	6	6	6
1400	13	13	13	13	13	13	13	13	13	13	6	6	6	6	6
1600	13	13	13	13	13	13	13	13	13	13	6	6	6	6	6
1800	13	13	13	13	13	13	13	13	13	13	6	6	6	6	6
2000	13	13	13	13	13	13	13	13	13	13	6	6	6	6	6
2300	13	13	13	13	13	13	13	13	13	13	6	6	6	6	6
2600	13	13	13	13	13	13	13	13	13	13	6	6	6	6	6
3000	13	13	13	13	13	13	13	13	13	13	6	6	6	6	6

LINEAR V6 HYGIENE

	10					20					30				
H.	300	400	500	600	900	300	400	500	600	900	300	400	500	600	900
L.															
400	24	24	24	24	24	24	24	24	24	20	12	12	12	12	12
500	24	24	24	24	24	24	24	24	24	20	12	12	12	12	12
600	13	13	13	13	13	13	13	13	13	13	6	6	6	6	6
700	13	13	13	13	13	13	13	13	13	13	6	6	6	6	6
800	13	13	13	13	13	13	13	13	13	13	6	6	6	6	6
900	13	13	13	13	13	13	13	13	13	13	6	6	6	6	6
1000	13	13	13	13	13	13	13	13	13	13	6	6	6	6	6
1100	13	13	13	13	13	13	13	13	13	13	6	6	6	6	6
1200	13	13	13	13	13	13	13	13	13	13	6	6	6	6	6
1400	13	13	13	13	13	13	13	13	13	13	6	6	6	6	6
1600	13	13	13	13	13	13	13	13	13	13	6	6	6	6	6
1800	13	13	13	13	13	13	13	13	13	13	6	6	6	6	6
2000	13	13	13	13	13	13	13	13	13	13	6	6	6	6	6
2300	13	13	13	13	13	13	13	13	13	13	6	6	6	6	6
2600	13	13	13	13	13	13	13	13	13	13	6	6	6	6	6
3000	13	13	13	13	13	13	13	13	13	13	6	6	6	6	6

Pallet configuration (units per pallet)

LINEAR C6 VERTICAL

	10						20						21						22					
H.	1400	1600	1800	2000	2200	2400	1400	1600	1800	2000	2200	2400	1400	1600	1800	2000	2200	2400	1400	1600	1800	2000	2200	2400
L.																								
300	15	15	15	15	15	15	15	15	15	15	15	15	15	15	15	15	15	15	10	10	10	10	10	10
400	15	15	15	15	15	15	15	15	15	15	15	15	15	15	15	15	15	15	10	10	10	10	10	10
500	15	15	15	15	15	15	15	15	15	15	15	15	15	15	15	15	15	15	10	10	10	10	10	10
600	15	15	15	15	15	15	15	15	15	15	15	15	15	15	15	15	15	15	10	10	10	10	10	10
700	15	15	15	15	15	15	15	15	15	15	15	15	15	15	15	15	15	15	10	10	10	10	10	10
900	15	15	15	15	15	15	15	15	15	15	15	15	15	15	15	15	15	15	10	10	10	10	10	10

STEEL PANEL



Towel Warmers

Bathroom Range

The RADIATORS Towel warmers range includes Towel warmers with round and flat tubes, available in both straight and curved versions, designed to meet various aesthetic preferences.

The appearance of the Towel warmers can be customized according to the end user's desires, with several chrome and colored finishes available in the range.

Each Towel warmers can be equipped with electrification kits, allowing it to be used as an electric Towel warmers. This enables dual functionality: it can be connected to the home heating system or powered by electricity to quickly and independently produce the heat needed to warm the bathroom.

The range also includes various models with central connection options. Each bathroom radiator is supplied with an air vent and the necessary wall brackets for installation.

Coating

RADIATORS Towel warmers feature a high-quality coating, achieved through an industrial process derived from the automotive sector. This process provides each unit with a glossy finish and excellent resistance to wear over time.

The standard color is RADIATORS' signature RAL 9016 white, compliant with DIN 55900 standards.

Certifications and Compliance Marks

The Towel warmers are CE certified.

For additional information about NF certification get on the list of technical data by scanning the QR code.



Or contact info.dlr@radiators-spa.it.

Warranty

Thanks to high quality standards and the implementation of automated control systems, RADIATORS is the only company able to offer a 15 years warranty on its hydronic products.

FANTASIA White Linea



Images for illustrative purposes only

Technical Specifications

Material: Steel UNI EN 10130:2007

Round Tubes

Semi-oval collectors: 40 x 30 mm

Maximum operating pressure: 10 bar

Test pressure: 13 bar

Maximum operating temperature: 110 °C

Connections and Standard Supply:

- 3x1/2" internal threaded connections (two bottom connections perpendicular to the base of the collectors, one top connection perpendicular to the collector).

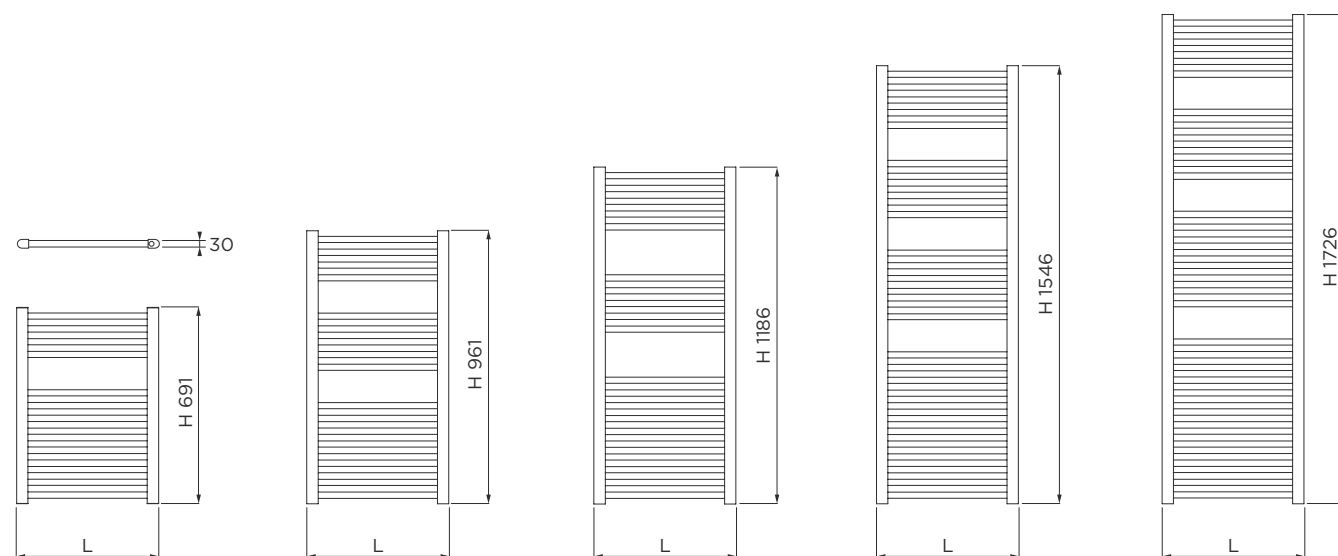
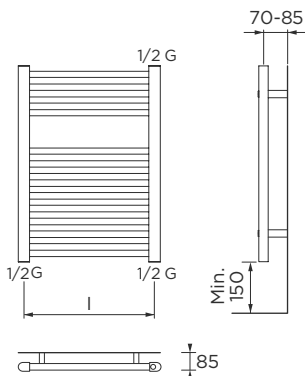
- Fixing kit including:

- Support brackets
- 1/2" air vent

Code	Height	Length	Pipe center	Depth	Output at Δt 50°C 75/65-20	Output at Δt 42,5°C 70/55-20	Output at Δt 30°C 55/45-20	Exp.	Weight	Water content	Hybrid operation
	H (mm)	L (mm)	I (mm)	(mm)	W	W	W	N.	kg	l	W
OSDRCL017064000	691	400	350	30	261	214	140	1,215	4,5	2,7	300
OSDRCL017065000	691	500	450	30	326	266	171	1,258	4,5	3,1	300
OSDRCL012094500	961	450	400	30	385	316	206	1,221	6,6	3,8	400
OSDRCL012095000	961	500	450	30	420	344	225	1,221	6,2	4,1	400
OSDRCL012114000	1186	400	350	30	428	351	229	1,223	7,6	4,2	400
OSDRCL012114500	1186	450	400	30	466	380	245	1,263	7	4,6	500
OSDRCL012115000	1186	500	450	30	512	417	270	1,256	7,6	4,9	500
OSDRCL012115500	1186	550	500	30	558	456	295	1,248	8,1	5,2	500
OSDRCL012116000	1186	600	550	30	604	493	320	1,241	8,2	5,6	700
OSDRCL012154000	1546	400	350	30	559	458	298	1,234	9,9	5,7	700
OSDRCL012154500	1546	450	400	30	641	522	337	1,258	9,4	6,2	700
OSDRCL012155000	1546	500	450	30	690	562	363	1,258	10,3	6,7	700
OSDRCL012155500	1546	550	500	30	739	602	389	1,258	10,8	7,1	700
OSDRCL012156000	1546	600	550	30	789	643	415	1,258	11	7,6	700
OSDRCL012157500	1546	750	700	30	956	781	505	1,250	15,9	8,9	1000
OSDRCL012174000	1726	400	350	30	629	515	335	1,234	11,2	6,8	600
OSDRCL012174500	1726	450	400	30	709	578	374	1,252	10,4	7,1	700
OSDRCL012175000	1726	500	450	30	774	631	408	1,255	11,6	7,6	700
OSDRCL012175500	1726	550	500	30	840	685	442	1,258	12	8,1	1000
OSDRCL012176000	1726	600	550	30	906	738	476	1,262	12,3	8,7	1000
OSDRCL012177500	1726	750	700	30	1081	884	575	1,234	18,1	10,5	1000

Ready for delivery

Standard configuration



Dimensions are expressed in mm

FANTASIA Chrome and Anthracite Linea



Images for illustrative purposes only

Technical Specifications

Material: Steel UNI EN 10130:2007

Round Tubes

Semi-oval collectors: 40 x 30 mm

Maximum operating pressure: 10 bar

Test pressure: 13 bar

Maximum operating temperature: 110 °C

Connections and Standard Supply:

- 3x1/2" internal threaded connections (two bottom connections perpendicular to the base of the collectors, one top connection perpendicular to the collector).

- Fixing kit including:

- Support brackets Antracite o Cromate
- 1/2" air vent

FANTASIA Chrome Linea

Code	Height	Length	Pipe center	Depth	Output at Δt 50°C 75/65-20	Output at Δt 42,5°C 70/55-20	Output at Δt 30°C 55/45-20	Exp.	Weight	Water content	Hybrid operation
	H (mm)	L (mm)	I (mm)	(mm)	W	W	W	N.	kg	l	W
OSDRCL117065000	691	500	450	30	213	174	112	1,253	5	3,1	200
OSDRCL112115000	1186	500	450	30	352	286	183	1,284	7,5	4,9	300
OSDRCL112155000	1546	500	450	30	465	379	244	1,266	10	6,7	400
OSDRCL112156000	1546	600	550	30	537	435	278	1,289	13,4	7,5	500
OSDRCL112175000	1726	500	450	30	527	428	273	1,289	13,2	7,9	400
OSDRCL112176000	1726	600	550	30	590	478	305	1,289	11,2	7,6	500

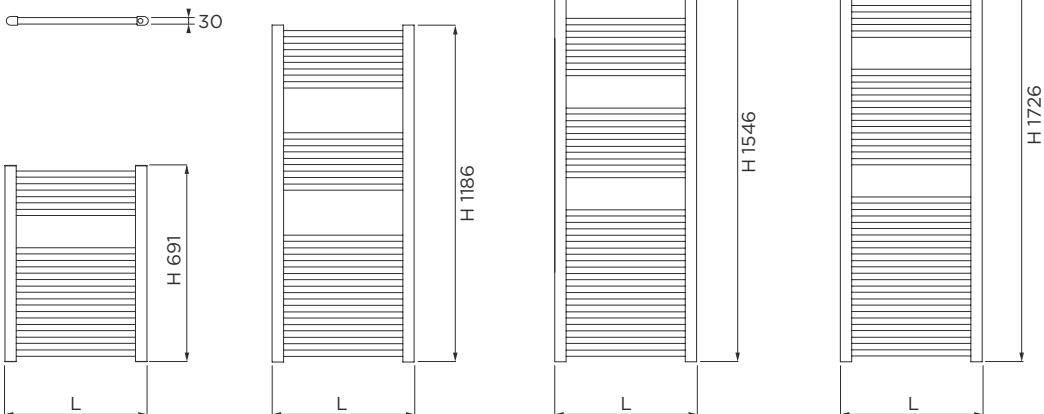
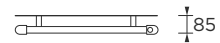
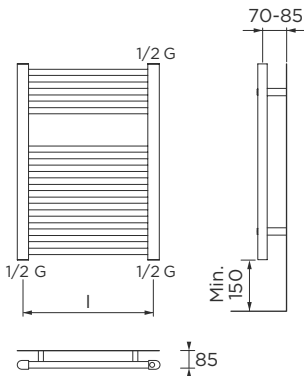
Ready for delivery

FANTASIA Anthracite Linea

Code	Height	Length	Pipe center	Depth	Output at Δt 50°C 75/65-20	Output at Δt 42,5°C 70/55-20	Output at Δt 30°C 55/45-20	Exp.	Weight	Water content	Hybrid operation
	H (mm)	L (mm)	I (mm)	(mm)	W	W	W	N.	kg	l	W
OSDRCL317065000	691	500	450	30	326	266	171	1,258	4,5	3,1	300
OSDRCL312115000	1186	500	450	30	512	417	270	1,256	7,6	4,9	500
OSDRCL312155000	1546	500	450	30	690	562	363	1,258	10,3	6,7	700
OSDRCL312156000	1546	600	550	30	789	642	415	1,258	11	7,6	700

Ready for delivery

Standard configuration



Dimensions are expressed in mm

FANTASIA White Linea - Central connection



Images for illustrative purposes only

Technical Specifications

Material: Steel UNI EN 10130:2007

Round Tubes

Semi-oval collectors: 40 x 30 mm

Maximum operating pressure: 10 bar

Test pressure: 13 bar

Maximum operating temperature: 110 °C

Connections and Standard Supply:

- 3x1/2" internal threaded connections (two lower connections with a 50 mm Pipe center, one at the top right).

- Fixing kit including:

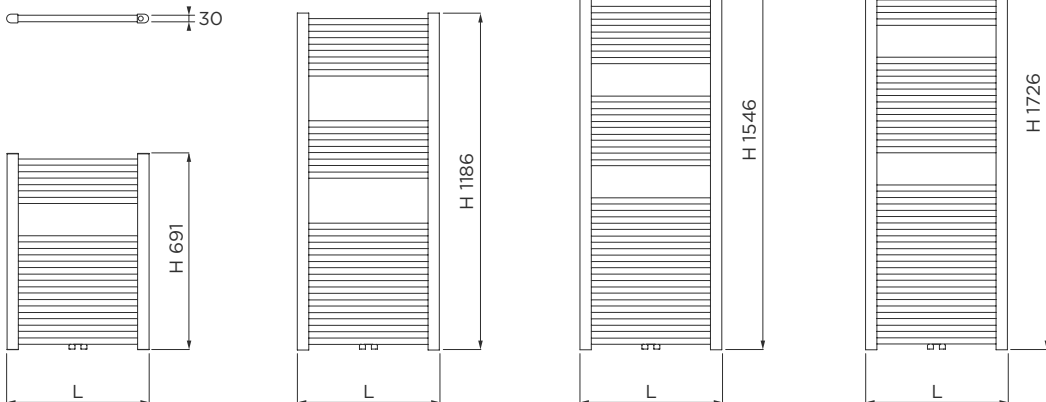

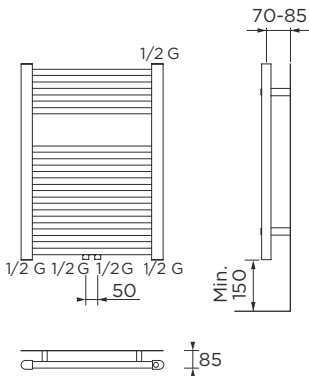
- Central connection
- 1/2" air vent

FANTASIA White Linea - Central connection

Code	Height	Length	Pipe center	Depth	Output at Δt 50°C 75/65-20	Output at Δt 42,5°C 70/55-20	Output at Δt 30°C 55/45-20	Exp.	Weight	Water content	Hybrid operation
	H (mm)	L (mm)	I (mm)	(mm)	W	W	W	N.	kg	l	W
OSDRAD017065000	691	500	50	30	326	255	171	1,217	5,3	3,1	300
OSDRAD012115000	1186	500	50	30	512	418	270	1,251	8,6	4,8	500
OSDRAD012155000	1546	500	50	30	673	549	357	1,238	11,6	6,6	700
OSDRAD012156000	1546	600	50	30	786	642	417	1,243	13,4	7,5	700
OSDRAD012175000	1726	500	50	30	774	620	408	1,234	13,2	7,9	700
OSDRAD012176000	1726	600	50	30	906	738	476	1,234	15,2	8,9	1000

Ready for delivery

Standard configuration



Dimensions are expressed in mm

FANTASIA White Parentesi



Images for illustrative purposes only

Technical Specifications

Material: Steel UNI EN 10130:2007

Curved round tubes

Semi-oval collectors: 40 x 30 mm

Maximum operating pressure: 10 bar

Test pressure: 13 bar

Maximum operating temperature: 110 °C

Connections and Standard Supply:

- 3x1/2" internal threaded connections (two bottom connections perpendicular to the base of the collectors, one top connection perpendicular to the collector).

- Fixing kit including:

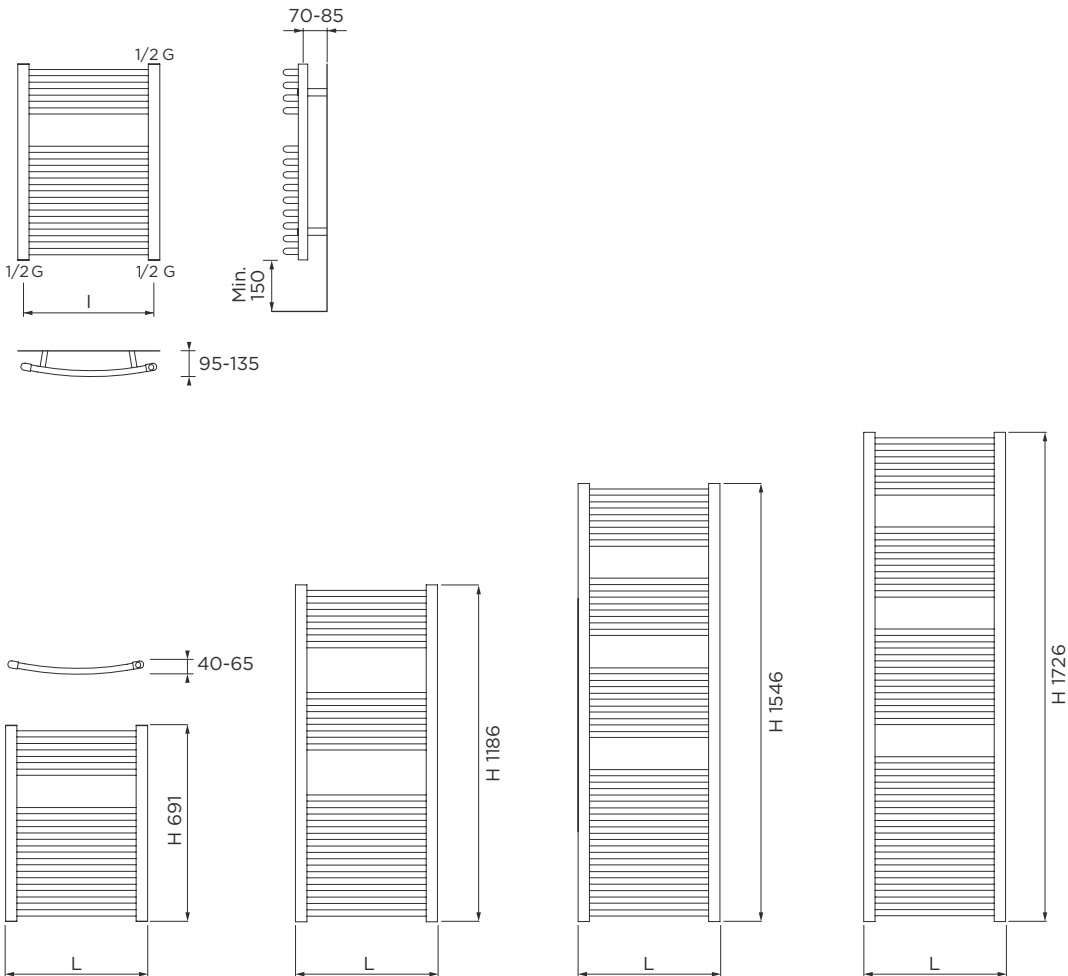
- Support brackets
- 1/2" air vent

FANTASIA White Parentesi

Code	Height	Length	Pipe center	Depth	Output at Δt 50°C 75/65-20	Output at Δt 42,5°C 70/55-20	Output at Δt 30°C 55/45-20	Exp.	Weight	Water content	Hybrid operation
	H (mm)	L (mm)	I (mm)	(mm)	W	W	W	N.	kg	l	W
OSDROL017065000	691	500	450	48	326	265	171	1,217	5,3	3,1	300
OSDROL012115000	1186	500	450	48	512	418	270	1,251	8,6	4,8	500
OSDROL012115500	1186	550	500	54	558	455	295	1,251	9,1	5,1	500
OSDROL012155000	1546	500	450	48	673	549	357	1,238	11,6	6,6	700
OSDROL012156000	1546	600	550	58	786	642	417	1,243	13,4	7,5	700
OSDROL012175000	1726	500	450	48	774	632	408	1,234	13,2	7,9	700
OSDROL012176000	1726	600	550	58	906	738	476	1,234	15,2	8,9	1000

Ready for delivery

Standard configuration



Dimensions are expressed in mm

UNIQUE White



Images for illustrative purposes only

Code	Height	Length	Pipe center	Depth	Output at Δt 50°C 75/65-20	Output at Δt 42,5°C 70/55-20	Output at Δt 30°C 55/45-20	Exp.	Weight	Water content	Hybrid operation
	H (mm)	L (mm)	l (mm)	(mm)	W	W	W				
OSDRTD057125800	1280	585	550	35	489	402	261	1,235	8,0	4,3	300
OSDRTD057165800	1690	585	550	35	678	558	365	1,213	9,0	5,6	500
OSDRTD057167300	1690	735	700	35	787	646	419	1,233	10,3	6,5	600

■ Ready for delivery

Technical Specifications

Material: Steel UNI EN 10130:2007

Round Tubes

Round collectors diameter: 35 mm

Maximum operating pressure: 10 bar

Test pressure: 13 bar

Maximum operating temperature: 110 °C

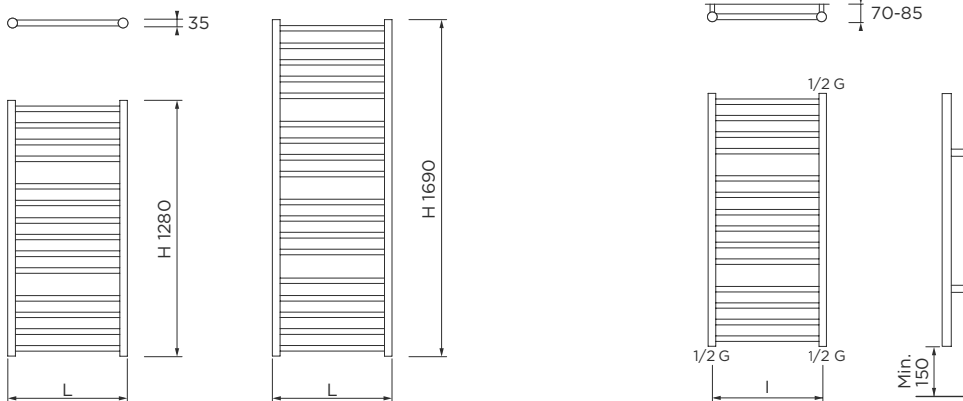
Connections and Standard Supply:

- 4x1/2" internal threaded connections (two bottom connections perpendicular to the base of the collectors, one top connection perpendicular to the collector).

- Fixing kit including:

- Easy fit support brackets
- 1/2" air vent
- 1 x blind plug

Standard configuration



Dimensions are expressed in mm

UNIQUE Chrome



Images for illustrative purposes only

Code	Height	Length	Pipe center	Depth	Output at Δt 50°C 75/65-20	Output at Δt 42,5°C 70/55-20	Output at Δt 30°C 55/45-20	Exp.	Weight	Water content	Hybrid operation
	H (mm)	L (mm)	I (mm)	(mm)	W	W	W				
OSDRTD157125800	1280	585	550	35	330	270	176	1,235	8,0	4,3	300
OSDRTD157165800	1690	585	550	35	457	375	246	1,213	9,0	5,6	500
OSDRTD157167300	1690	735	700	35	531	434	283	1,233	10,3	6,5	600

Ready for delivery

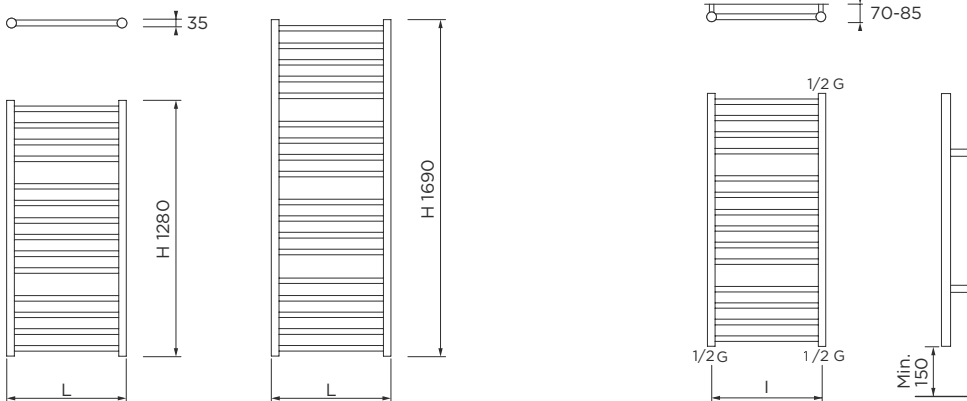
Technical Specifications

Material: Steel UNI EN 10130:2007
 Round Tubes
 Round collectors diameter: 35 mm
 Maximum operating pressure: 10 bar
 Test pressure: 13 bar
 Maximum operating temperature: 110 °C

Connections and Standard Supply:

- 4x1/2" internal threaded connections (two bottom connections perpendicular to the base of the collectors, one top connection perpendicular to the collector).
- Fixing kit including:
 - Easy fit support brackets
 - 1/2" air vent
 - 1 x blind plug

Standard configuration



Dimensions are expressed in mm



EASY FIT

CORTINA



Images for illustrative purposes only

Code	Height	Length	Pipe center	Depth	Output at Δt 50°C 75/65-20	Output at Δt 42,5°C 70/55-20	Output at Δt 30°C 55/45-20	Exp.	Weight	Water content	Hybrid operation
	H (mm)	L (mm)	I (mm)	(mm)	W	W	W	N.	kg	l	W
OSDRBQ045114800	1198	480	450	30	628	513	332	1,249	10,5	4,8	700
OSDRBQ045144800	1485	480	450	30	807	659	426	1,249	12,5	6,2	1000
OSDRBQ045185800	1731	580	550	30	1162	949	614	1,249	16,2	9,4	1000

Technical Specifications

Material: Steel UNI EN 10130:2007

Square tubes

Square collectors: 30 x 30 mm

Maximum operating pressure: 10 bar

Test pressure: 13 bar

Maximum operating temperature: 110 °C

Connections and Standard Supply:

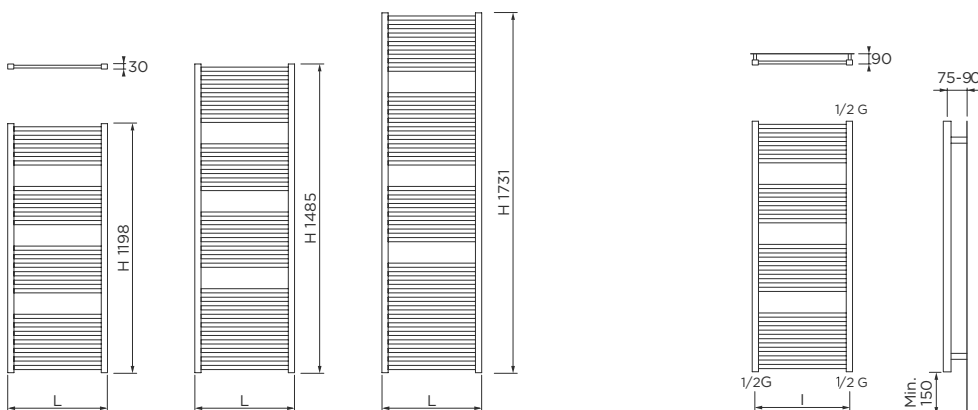
- 3x1/2" internal threaded connections (two bottom connections perpendicular to the base of the collectors, one top connection perpendicular to the collector).

- Fixing kit including:

- Support brackets
- 1/2" air vent

For RAL colored versions, chrome brackets are provided.

Standard configuration



Dimensions are expressed in mm

QUARZO



Images for illustrative purposes only

Code	Height	Length	Pipe center	Depth	Output at Δt 50°C 75/65-20	Output at Δt 42,5°C 70/55-20	Output at Δt 30°C 55/45-20	Exp.	Weight	Water content	Hybrid operation
	H (mm)	L (mm)	I (mm)	(mm)	W	W	W	N.	kg	l	W
OMDRQS096114800	1193	482	450	60	696	568	367	1,250	11,5	6,1	600
OMDRQS096154800	1503	482	450	60	833	680	440	1,250	13,5	7,2	750

Ready for delivery

For colored versions replace the seventh digit of the Code with "9" instead of "0"

Technical Specifications

Material: Steel UNI EN 10130:2007
 Square tubes
 Square collectors: 30 x 30 mm
 Maximum operating pressure: 4 bar
 Test pressure: 5,2 bar
 Maximum operating temperature: 110 °C

Connections and Standard Supply:

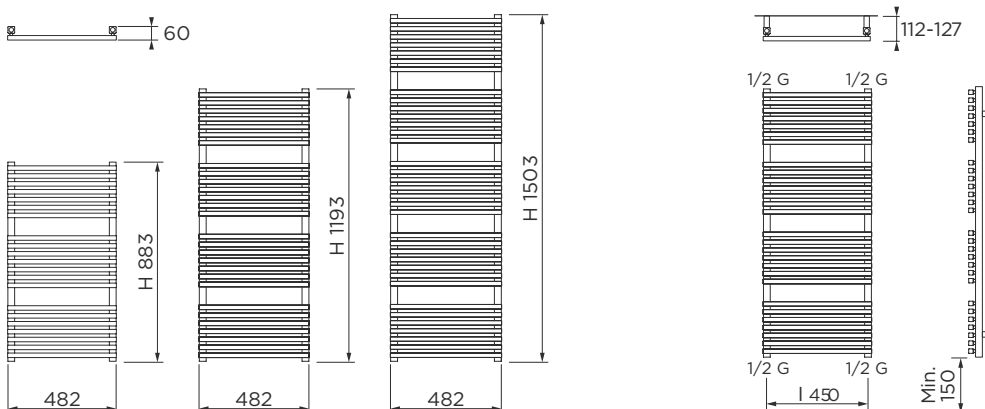
- 4x1/2" internal threaded connections (two lower connections perpendicular to the base of the collectors, two connections perpendicular at the top)

- Fixing kit including:

- Easy fit support brackets
- 1/2" air vent

For RAL colored versions, chrome brackets are provided.

Standard configuration



Dimensions are expressed in mm



EASY FIT



COBALTO



Images for illustrative purposes only

Code	Height	Length	Pipe center	Depth	Output at Δt 50°C 75/65-20	Output at Δt 42,5°C 70/55-20	Output at Δt 30°C 55/45-20	Exp.	Weight	Water content	Hybrid operation
	H (mm)	L (mm)	l (mm)	(mm)	W	W	W	N.	kg	l	W
OPDRPM063075000	774	500	450	49	383	318	208	1,192	8,6	3,5	400
OPDRPM063105000	1000	500	450	49	456	375	247	1,199	10,9	5,1	500
OPDRPM063135000	1328	500	450	49	629	517	338	1,218	15,1	6,2	700
OPDRPM063165000	1636	500	450	49	777	637	413	1,237	18,8	7,9	1000

Ready for delivery

For colored versions replace the seventh digit of the Code with "9" instead of "0"

Technical Specifications

Material: Steel UNI EN 10130:2007
 Straight flat tubes
 Round collectors diameter: 38 mm
 Maximum operating pressure: 4 bar
 Test pressure: 5,2 bar
 Maximum operating temperature: 110 °C

Connections and Standard Supply:

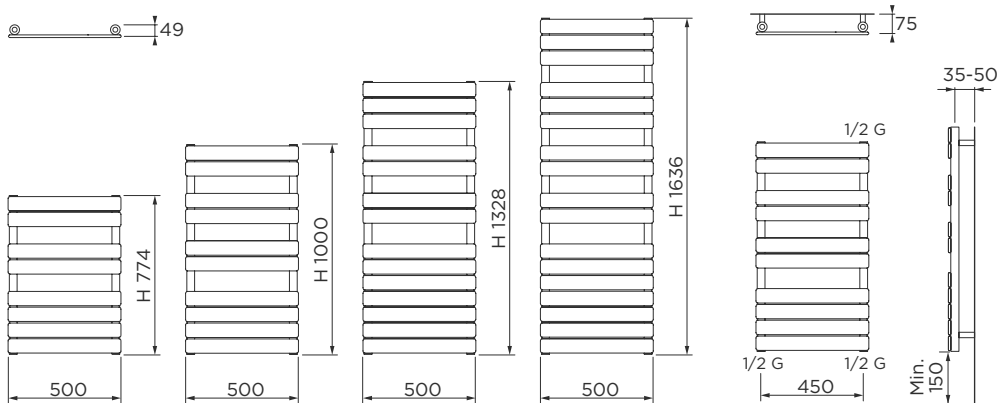
- 3x1/2" internal threaded connections (two bottom connections perpendicular to the base of the collectors, one top connection perpendicular to the collector).

- Fixing kit including:

- Support brackets
- 1/2" air vent

For RAL colored versions, chrome brackets are provided.

Standard configuration



Dimensions are expressed in mm

AGATA



Images for illustrative purposes only

Code	Height	Length	Pipe center	Depth	Output at Δt 50°C 75/65-20	Output at Δt 42,5°C 70/55-20	Output at Δt 30°C 55/45-20	Exp.	Weight	Water content	Hybrid operation
	H (mm)	L (mm)	I (mm)	(mm)	W	W	W	N.	kg	l	W
OPDRTR051115500	1108	550	50	49	592	481	312	1,229	13,7	5,6	700
OPDRTR051145500	1432	550	50	49	733	581	376	1,243	17,6	7,0	700
OPDRTR051175500	1756	550	50	49	894	723	469	1,231	20,9	8,4	1000

Ready for delivery

For colored versions replace the seventh digit of the Code with "9" instead of "0"

Technical Specifications

Material: Steel UNI EN 10130:2007
 Straight flat tubes
 Round collectors diameter: 38 mm
 Maximum operating pressure: 4 bar
 Test pressure: 5,2 bar
 Maximum operating temperature: 110 °C

Connections and Standard Supply:

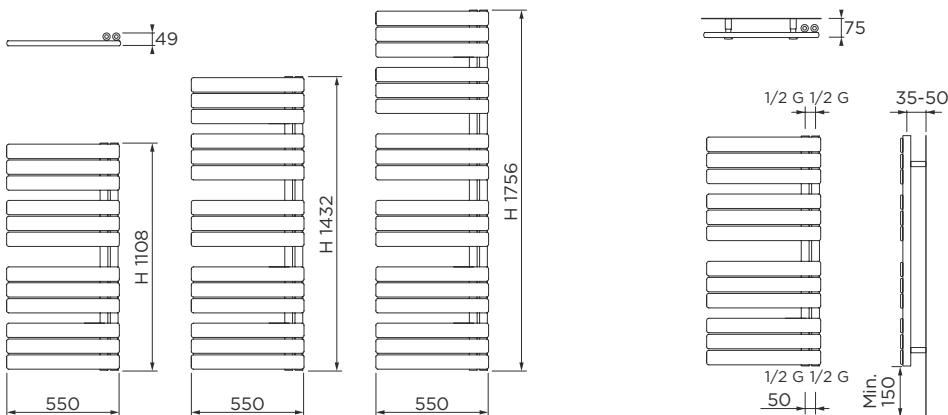
- 4x1/2" internal threaded connections (two lower Pipe center 50 mm attachments perpendicular to the base of the collectors, two perpendicular at the top).

- Fixing kit including:

- Support brackets
- 1/2" air vent
- 1 x blind plug

For RAL colored versions, chrome brackets are provided.

Standard configuration



Dimensions are expressed in mm



IRIDIO



Images for illustrative purposes only

Code	Height	Length	Pipe center	Depth	Output at Δt 50°C 75/65-20	Output at Δt 42,5°C 70/55-20	Output at Δt 30°C 55/45-20	Exp.	Weight	Water content	Hybrid operation
	H (mm)	L (mm)	I (mm)	(mm)	W	W	W	N.	kg	l	W
OPDRMM071115000	1110	500	450	56	565	467	305	1,207	9,9	5,5	700
OPDRMM071145000	1438	500	450	56	732	605	397	1,198	12,8	6,9	700
OPDRMM071175000	1725	500	450	56	895	733	476	1,235	15,6	8,6	700

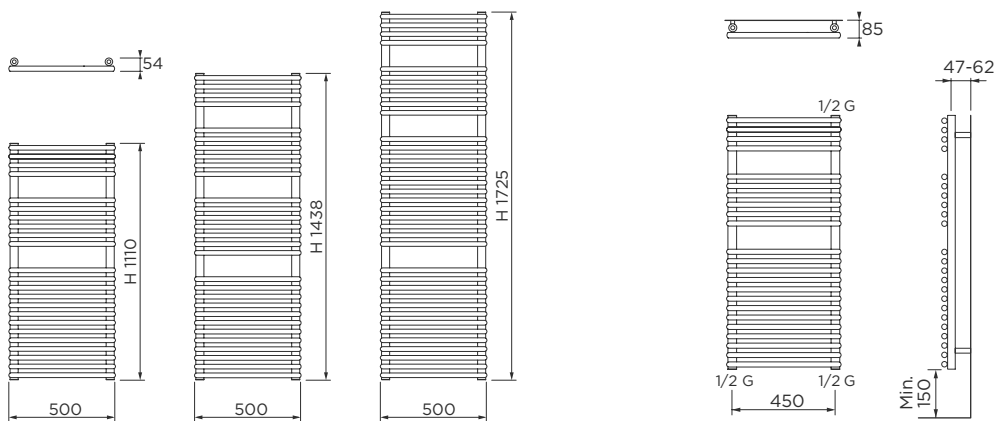
Technical Specifications

Material: Steel UNI EN 10130:2007
 Round Tubes
 Maximum operating pressure: 4 bar
 Test pressure: 5,2 bar
 Maximum operating temperature: 110 °C

Connections and Standard Supply:

- 3x1/2" internal threaded connections (two bottom connections perpendicular to the base of the collectors, one top connection perpendicular to the collector).
- Fixing kit including:
 - Support brackets
 - 1/2" air vent

Standard configuration



Dimensions are expressed in mm

COSY



Images for illustrative purposes only

Code	Height	Length	Pipe center	Depth	Output at Δt 50°C	Output at Δt 42,5°C	Output at Δt 30°C	Exp.	Weight	Water content	Hybrid operation
	H (mm)	L (mm)	I (mm)	(mm)	W	W	W				
OSDRPI095115000	1135	500	450	30	455	372	240	1,250	8,7	4,8	400

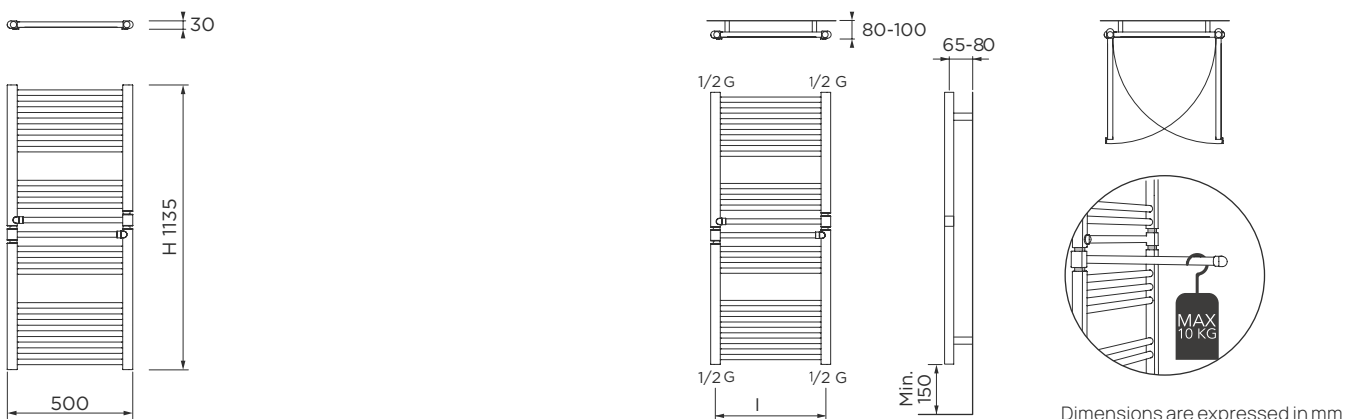
Technical Specifications

Material: Steel UNI EN 10130:2007
 Round Tubes
 Semi-oval collectors: 40 x 30 mm
 Maximum operating pressure: 10 bar
 Test pressure: 13 bar
 Maximum operating temperature: 110 °C

Connections and Standard Supply:

- 4x1/2" internal threaded connections (Two lower connections perpendicular to the base of the collectors, two connections perpendicular at the top)
- Fixing kit including:
 - Support brackets
 - 1/2" air vent
 - 1 x blind plug

Standard configuration



LOOP White Matt



Images for illustrative purposes only

Code	Height	Length	Pipe center	Depth	Output at Δt 50°C 75/65-20	Output at Δt 42,5°C 70/55-20	Output at Δt 30°C 55/45-20	Exp.	Weight	Water content	Hybrid operation
	H (mm)	L (mm)	I (mm)	(mm)	W	W	W				
OSDRAENB1115800	1240	550	400	50	440	361	236	1,216	10,6	5,0	-

SUPPLIED AS STANDARD IN MATT WHITE - RAL 9003 MATT

For colored versions replace the seventh digit of the Code with "9" instead of "N"

Technical Specifications

Material: Steel UNI EN 10130:2007

Round Tubes

Maximum operating pressure: 8 bar

Test pressure: 10 bar

Maximum operating temperature: 110 °C

Connections and Standard Supply:

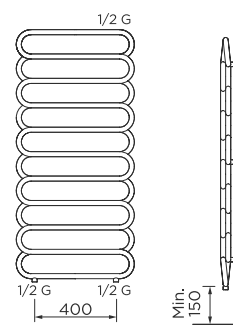
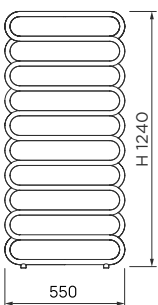
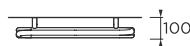
-2x1/2" internal threaded connections (two lower connections perpendicular to the base of the collectors).

- Fixing kit including:

- Easy fit support brackets

For RAL colored versions, chrome brackets are provided.

Standard configuration



Dimensions are expressed in mm

SHADE



Images for illustrative purposes only

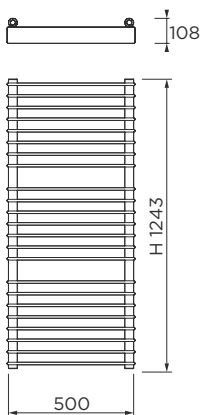
Code	Height	Length	Pipe center	Depth	Output at Δt 50°C	Output at Δt 42,5°C	Output at Δt 30°C	Exp.	Weight	Water content	Hybrid operation
	H (mm)	L (mm)	I (mm)	(mm)	W	W	W				
OPDRSA0A9125000	1243	500	450	108	865	701	445	1,290	21,9	8,7	1000

Technical Specifications

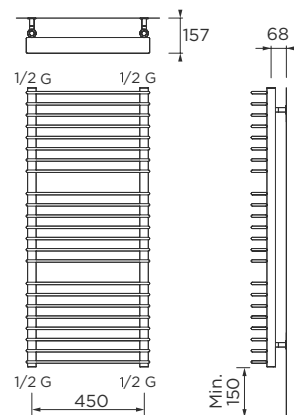
Material: Steel UNI EN 10130:2007
 Orthogonal flat tubes
 Round collectors diameter: 38 mm
 Maximum operating pressure: 4 bar
 Test pressure: 5,2 bar
 Maximum operating temperature: 110 °C

Connections and Standard Supply:

- 4x1/2" internal threaded connections (two lower connections perpendicular to the base of the collectors, two connections perpendicular at the top)
- Fixing kit including:
 - Easy fit support brackets
 - 1/2" air vent



Standard configuration



Dimensions are expressed in mm



EASY FIT

SLASH White Matt



Images for illustrative purposes only

Code	Height	Length	Pipe center	Depth	Output at Δt 50°C 75/65-20	Output at Δt 42,5°C 70/55-20	Output at Δt 30°C 55/45-20	Exp.	Weight	Water content	Hybrid operation
	H (mm)	L (mm)	I (mm)	(mm)	W	W	W				
OSDRAGNB2124800	1250	525	450	56	693	566	366	1,249	13	6,3	700

Ready for delivery

SUPPLIED AS STANDARD IN MATT WHITE - RAL 9003 MATT
For colored versions replace the seventh digit of the Code with "9" instead of "N"

Technical Specifications

Material: Steel UNI EN 10130:2007
Round Tubes
Round collectors diameter: 38 mm
Maximum operating pressure: 8 bar
Test pressure: 10 bar
Maximum operating temperature: 110 °C

Connections and Standard Supply:

- 2x1/2" internal threaded connections (two lower connections perpendicular to the base of the collectors).
- Fixing kit including:
 - Easy fit support brackets

Standard configuration



Dimensions are expressed in mm

WINNER



Images for illustrative purposes only

Code	Height	Length	Pipe center	Depth	Output at Δt 50°C 75/65-20	Output at Δt 42,5°C 70/55-20	Output at Δt 30°C 55/45-20	Exp.	Weight	Water content	Hybrid operation
	H (mm)	L (mm)	I (mm)	(mm)	W	W	W				
OSDRFO055085000	886	500	450	30	394	327	206	1,210	10,1	2,7	400
OSDRFO055125000	1252	500	450	30	536	442	284	1,190	13,6	3,7	600

■ Ready for delivery

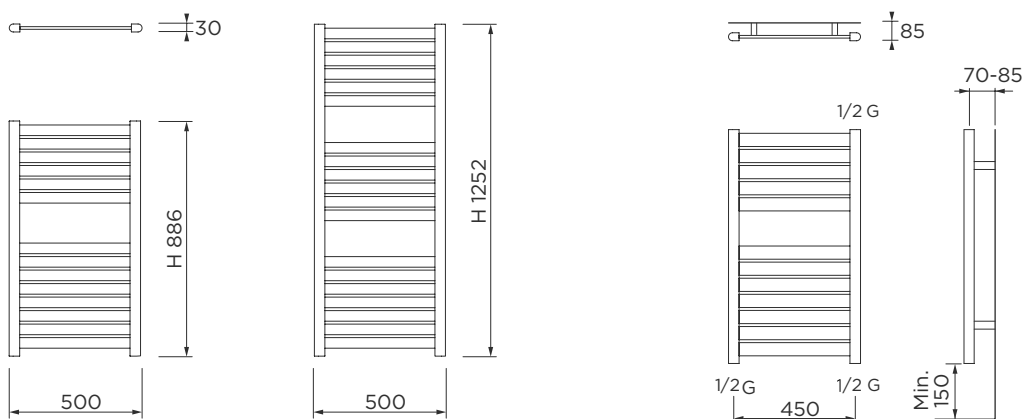
Technical Specifications

Material: Steel UNI EN 10130:2007
 Straight flat tubes
 Semi-oval collectors: 40 x 30 mm
 Maximum operating pressure: 4 bar
 Test pressure: 5,2 bar
 Maximum operating temperature: 110 °C

Connections and Standard Supply:

- 3x1/2" internal threaded connections (two bottom connections perpendicular to the base of the collectors, one top connection perpendicular to the collector).
- Fixing kit including:
 - Support brackets
 - 1/2" air vent

Standard configuration



Dimensions are expressed in mm



STRING White Matt



Images for illustrative purposes only

Code	Height	Length	Pipe center	Depth	Output at Δt 50°C 75/65-20	Output at Δt 42,5°C 70/55-20	Output at Δt 30°C 55/45-20	Exp.	Weight	Water content	Hybrid operation
	H (mm)	L (mm)	I (mm)	(mm)	W	W	W	N.	kg	l	W
OPDRMM0B4115000	1077	500	450	52	475	389	253	1,233	9,0	4,5	500

Ready for delivery

SUPPLIED AS STANDARD IN MATT WHITE - RAL 9003 MATT
For colored versions replace the seventh digit of the Code with "9" instead of "0"

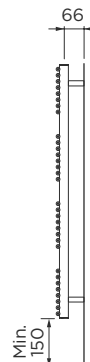
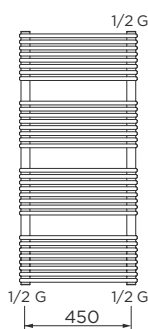

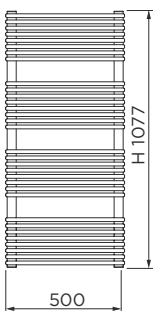
Technical Specifications

Material: Steel UNI EN 10130:2007
Slim round tubes
Round collectors diameter: 38 mm
Maximum operating pressure: 8 bar
Test pressure: 10 bar
Maximum operating temperature: 110 °C

Connections and Standard Supply:


- 3x1/2" internal threaded connections (two bottom connections perpendicular to the base of the collectors, one top connection perpendicular to the collector).
 - Fixing kit including:
 - Easy fit support brackets
 - 1/2" air vent
- For RAL colored versions, chrome brackets are provided.

Standard configuration



Dimensions are expressed in mm

Note





Design

Design Range

The range of radiators Design RADIATORS offers radiators with a classic design such as Mirò and Stream, which at the same time are sober furnishing elements perfectly in line with modern environments.

Fixing kits are included in the delivery.

Innovation

Design RADIATORS are designed to become protagonists in your home. Distinctive elements characterized by shapes and colors that integrate in classic and modern spaces meeting the needs of the most demanding consumers. Heating elements that combine thermal and aesthetic performance.

All Design radiators are subjected to quality controls in order to provide products that are mechanically safe and in line with the strictest European standards.

Coating

Radiators Design RADIATORS have a high quality coating thanks to an industrial process of the automotive sector, which provides each element with a bright color and resistant to wear and tear.

The colour is the characteristic white RAL 9016 RADIATORS according to DIN 55900.

Certifications and Compliance Marks

European CE conformity and all exposed thermal yields are measured and certified according to the European standard EN 442.

To view the full list of certified products, scan the QR code below.



Or contact info.dlr@radiators-spa.it.

Warranty

Thanks to the high quality standards and the implementation of automated control systems, RADIATORS is the only company that is able to guarantee its products with hydronic operation for 15 years.

MIRÒ 10 Horizontal



Images for illustrative purposes only

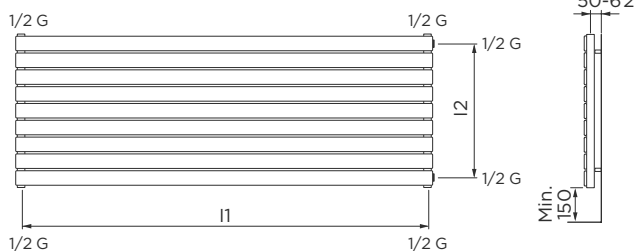
Technical specifications

Material: Steel UNI EN 10130:2007
 Straight flat tubes: 70x11 mm
 Round diameter manifolds: 38 mm
 Maximum operating pressure: 4 bar
 Test pressure: 5,2 bar
 Maximum operating temperature: 110 °C

Connections and Standard Supply:

- 6 x 1/2" internal threaded connections
 - Fixing kit including:
 - support brackets
 - 1 x 1/2" air vent included in the supply
 - 3 x 1/2" blind plugs included in the supply.
- Chromed brackets are available for Ral and Special finishes.

Standard configuration



Dimensions are expressed in mm

MIRÒ 10 Horizontal

Code	Height	Width	Pipe center	Pipe center	Depth	No. tubes	Output at Δt 50°C 75/65-20	Output at Δt 42,5°C 70/55-20	Output at Δt 30°C 55/45-20	Exp.	Weight	Water content
	H (mm)	L (mm)	I1(mm)	I2(mm)	(mm)	N.	W	W	W	N.	kg	l
OPDRRM089100400	305	1000	950	255	49	4	354	289	188	1,24	7,6	1,9
OPDRRM089180400	305	1740	1690	255	49	4	615	503	327	1,24	13,0	3,2
OPDRRM089200400	305	2000	1950	255	49	4	707	578	376	1,24	14,4	3,5
OPDRRM089100500	380	1000	950	300	49	5	427	467	227	1,23	9,5	2,4
OPDRRM089180500	380	1740	1690	300	49	5	743	608	395	1,23	16,2	4,0
OPDRRM089200500	380	2000	1950	300	49	5	853	698	454	1,23	18,0	4,4
OPDRRM089100600	455	1000	950	375	49	6	499	408	266	1,23	11,3	2,9
OPDRRM089180600	455	1740	1690	375	49	6	867	710	463	1,23	19,4	4,8
OPDRRM089200600	455	2000	1950	375	49	6	997	817	532	1,23	21,6	5,3
OPDRRM089100700	530	1000	950	450	49	7	569	467	305	1,22	13,2	3,4
OPDRRM089180700	530	1740	1690	450	49	7	991	812	530	1,22	22,7	5,6
OPDRRM089200700	530	2000	1950	450	49	7	1139	933	610	1,22	25,2	6,2
OPDRRM089060800	605	600	550	525	49	8	384	315	206	1,22	10,1	2,6
OPDRRM089080800	605	800	750	525	49	8	512	420	275	1,22	13,0	3,2
OPDRRM089100800	605	1000	950	525	49	8	640	563	344	1,22	15,1	3,8
OPDRRM089180800	605	1740	1690	525	49	8	1113	913	598	1,22	25,9	6,4
OPDRRM089200800	605	2000	1950	525	49	8	1279	1050	687	1,22	28,3	7,0
OPDRRM089060900	680	600	550	600	49	9	426	350	229	1,21	11,3	2,9
OPDRRM089080900	680	800	750	600	49	9	568	466	306	1,21	14,6	3,6
OPDRRM089100900	680	1000	950	600	49	9	710	692	382	1,21	17,0	4,3
OPDRRM089180900	680	1740	1690	600	49	9	1235	1014	665	1,21	29,2	7,2
OPDRRM089200900	680	2000	1950	600	49	9	1419	1165	764	1,21	32,4	7,9
OPDRRM089061000	755	600	550	675	49	10	468	384	251	1,22	12,6	3,2
OPDRRM089081000	755	800	750	675	49	10	623	512	335	1,22	16,2	4,0
OPDRRM089101000	755	1000	950	675	49	10	779	623	419	1,22	18,9	4,8
OPDRRM089181000	755	1740	1690	675	49	10	1356	1113	728	1,22	32,4	8,0
OPDRRM089201000	755	2000	1950	675	49	10	1559	1279	837	1,22	36,0	8,8
OPDRRM089061100	830	600	550	750	49	11	509	418	273	1,22	13,9	3,5
OPDRRM089081100	830	800	750	750	49	11	679	557	364	1,22	17,8	4,4
OPDRRM089101100	830	1000	950	750	49	11	849	710	455	1,22	20,8	5,3
OPDRRM089181100	830	1740	1690	750	49	11	1477	1211	791	1,22	35,6	8,8
OPDRRM089201100	830	2000	1950	750	49	11	1698	1392	910	1,22	39,6	9,7
OPDRRM089061200	905	600	550	825	49	12	551	452	295	1,23	15,1	3,8
OPDRRM089081200	905	800	750	825	49	12	735	602	393	1,23	19,4	4,8
OPDRRM089201200	905	2000	1950	825	49	12	1838	1505	982	1,23	43,2	10,6
OPDRRM089061300	980	600	550	900	49	13	593	486	316	1,23	16,4	4,1
OPDRRM089081300	980	800	750	900	49	13	791	647	421	1,23	21,1	5,2
OPDRRM089201300	980	2000	1950	900	49	13	1978	1619	1054	1,23	46,8	11,5
OPDRRM089061400	1050	600	550	970	49	14	635	520	338	1,24	17,6	4,5
OPDRRM089081400	1050	800	750	970	49	14	847	693	450	1,24	22,7	5,6
OPDRRM089061500	1125	600	550	1045	49	15	678	554	359	1,24	18,9	4,8
OPDRRM089081500	1125	800	750	1045	49	15	904	738	479	1,24	24,3	6,0
OPDRRM089061600	1205	600	550	1125	49	16	720	588	380	1,25	20,2	5,1
OPDRRM089081600	1205	800	750	1125	49	16	960	784	507	1,25	25,9	6,4
OPDRRM089061700	1280	600	550	1200	49	17	763	622	401	1,26	21,4	5,4
OPDRRM089081700	1280	800	750	1200	49	17	1017	829	535	1,26	27,5	6,8
OPDRRM089061800	1355	600	550	1275	49	18	806	656	423	1,26	22,7	5,8
OPDRRM089061900	1430	600	550	1350	49	19	849	691	444	1,27	23,9	6,1

For colored versions, replace the seventh digit of the Code with "9" instead of "0".

MIRÒ 10 Vertical



Images for illustrative purposes only

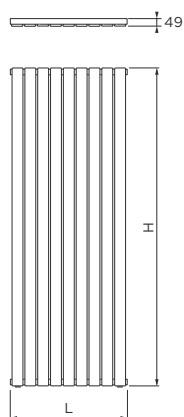
Technical specifications

Material: Steel UNI EN 10130:2007
 Straight flat tubes: 70x11 mm
 Round diameter manifolds: 38 mm
 Maximum operating pressure: 4 bar
 Test pressure: 5,2 bar
 Maximum operating temperature: 110 °C

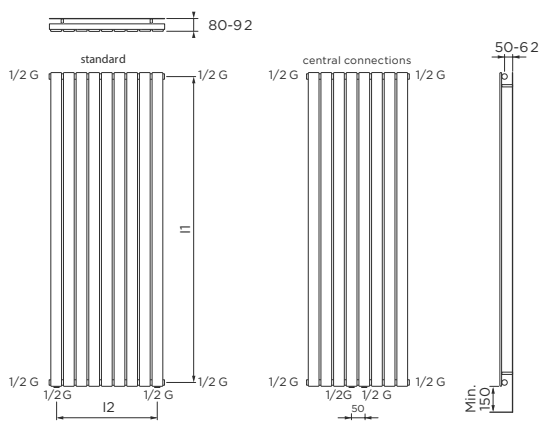
Connections and Standard Supply:

- 6 x 1/2" internal threaded connections
 - Fixing kit including:
 - support brackets
 - 1 x 1/2" air vent included in the supply
 - 3 x 1/2" blind plugs included in the supply.
- Chromed brackets are available for Ral and Special finishes.

Configurations



Dimensions are expressed in mm



Code	Height	Width	Pipe center	Pipe center	Depth	No. tubes	Output at Δt 50°C 75/65-20	Output at Δt 42,5°C 70/55-20	Output at Δt 30°C 55/45-20	Exp.	Weight	Water content
	H (mm)	L (mm)	I1(mm)	I2(mm)	(mm)	N.	W	W	W	N.	kg	l
0PDRxx089060800	600	605	550	525	49	8	429	347	221	1,29	10,1	2,6
0PDRxx089060900	600	680	550	600	49	9	482	390	249	1,29	11,3	2,9
0PDRxx089061000	600	755	550	675	49	10	535	433	276	1,29	12,6	3,2
0PDRxx089061100	600	830	550	750	49	11	588	476	304	1,29	13,9	3,5
0PDRxx089061200	600	905	550	825	49	12	641	519	331	1,29	15,1	3,8
0PDRxx089061300	600	980	550	900	49	13	694	563	358	1,29	16,4	4,1
0PDRxx089061400	600	1050	550	970	49	14	744	603	384	1,29	17,6	4,5
0PDRxx089061500	600	1125	550	1045	49	15	797	646	411	1,29	18,9	4,8
0PDRxx089061600	600	1205	550	1125	49	16	854	692	441	1,29	20,2	5,1
0PDRxx089061700	600	1280	550	1200	49	17	907	735	468	1,29	21,4	5,4
0PDRxx089061800	600	1355	550	1275	49	18	960	778	495	1,29	22,7	5,8
0PDRxx089061900	600	1430	550	1350	49	19	1013	821	523	1,29	24,3	6,0
0PDRxx089080800	800	605	750	525	49	8	561	454	290	1,29	13,0	3,2
0PDRxx089080900	800	680	750	600	49	9	631	511	326	1,29	14,6	3,6
0PDRxx089081000	800	755	750	675	49	10	701	568	362	1,29	16,2	4,0
0PDRxx089081100	800	830	750	750	49	11	771	625	398	1,29	17,8	4,4
0PDRxx089081200	800	905	750	825	49	12	841	682	434	1,29	19,4	4,8
0PDRxx089081300	800	980	750	900	49	13	911	738	471	1,29	21,1	5,2
0PDRxx089081400	800	1050	750	970	49	14	981	795	507	1,29	22,7	5,6
0PDRxx089081500	800	1125	750	1045	49	15	1052	852	543	1,29	24,3	6,0
0PDRxx089081600	800	1205	750	1125	49	16	1122	909	579	1,29	25,9	6,4
0PDRxx089081700	800	1280	750	1200	49	17	1192	966	615	1,29	27,9	7,0
0PDRxx089100400	1000	305	950	225	49	4	347	281	179	1,29	7,6	1,9
0PDRxx089100500	1000	380	950	300	49	5	434	352	224	1,29	9,5	2,4
0PDRxx089100600	1000	455	950	375	49	6	521	422	269	1,29	11,3	2,9
0PDRxx089100700	1000	530	950	450	49	7	608	492	314	1,29	13,2	3,4
0PDRxx089100800	1000	605	950	525	49	8	694	563	358	1,29	15,1	3,8
0PDRxx089100900	1000	680	950	600	49	9	781	633	403	1,29	17,0	4,3
0PDRxx089101000	1000	755	950	675	49	10	868	703	448	1,29	18,9	4,8
0PDRxx089101100	1000	830	950	750	49	11	955	774	493	1,29	20,7	5,0
0PDRxx089180400	1740	305	1690	225	49	4	598	487	314	1,26	13,0	3,2
0PDRxx089180500	1740	380	1690	300	49	5	744	607	391	1,26	16,2	4,0
0PDRxx089180600	1740	455	1690	375	49	6	891	726	468	1,26	19,4	4,8
0PDRxx089180700	1740	530	1690	450	49	7	1038	846	546	1,26	22,7	5,6
0PDRxx089180800	1740	605	1690	525	49	8	1185	966	623	1,26	25,9	6,4
0PDRxx089180900	1740	680	1690	600	49	9	1332	1086	700	1,26	29,2	7,2
0PDRxx089181000	1740	755	1690	675	49	10	1479	1205	777	1,26	32,4	8,0
0PDRxx089181100	1740	830	1690	750	49	11	1626	1325	854	1,26	36,0	9,0
0PDRxx089200400	2000	305	1950	225	49	4	668	542	345	1,29	14,4	3,5
0PDRxx089200500	2000	380	1950	300	49	5	835	677	432	1,29	18,0	4,4
0PDRxx089200600	2000	455	1950	375	49	6	1002	813	518	1,29	21,6	5,3
0PDRxx089200700	2000	530	1950	450	49	7	1169	948	604	1,29	25,2	6,2
0PDRxx089200800	2000	605	1950	525	49	8	1336	1084	690	1,29	28,8	7,0
0PDRxx089200900	2000	680	1950	600	49	9	1503	1219	777	1,29	32,4	7,9
0PDRxx089201000	2000	755	1950	675	49	10	1670	1354	863	1,29	36,0	8,8
0PDRxx089201100	2000	830	1950	750	49	11	1837	1490	949	1,29	39,6	9,7
0PDRxx089201200	2000	905	1950	825	49	12	2004	1625	1036	1,29	43,2	10,6
0PDRxx089201300	2000	980	1950	900	49	13	2171	1761	1122	1,29	46,8	11,0

xx = RM = standard connections

xx = RC = center fasteners int. 50 mm, only available for models with even elements.

For colored versions, replace the seventh digit of the Code with "9" instead of "0".

MIRÒ 20 Horizontal



Images for illustrative purposes only

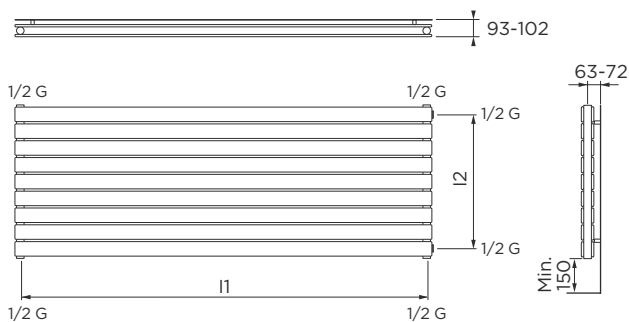
Technical specifications

Material: Steel UNI EN 10130:2007
 Straight flat tubes 70x11 mm
 Round diameter manifolds: 38 mm
 Maximum operating pressure: 4 bar
 Test pressure: 5,2 bar
 Maximum operating temperature: 110 °C

Connections and Standard Supply:

- 6 x 1/2" internal threaded connections
 - Fixing kit including:
 • support brackets
 • 1 x 1/2" air vent included in the supply
 • 3 x 1/2" blind plugs included in the supply.
 Anthracite brackets are available for Ral and Special finishes.

Standard configuration



Dimensions are expressed in mm

MIRÒ 20 Horizontal

Code	Height	Width	Pipe center	Pipe center	Depth	No. tubes	Output at Δt 50°C 75/65-20	Output at Δt 42,5°C 70/55-20	Output at Δt 30°C 55/45-20	Exp.	Weight	Water content
	H (mm)	L (mm)	I1(mm)	I2(mm)	(mm)	N.	W	W	W	N.	kg	l
0PDRRB089100400	305	1000	950	255	60	4	594	485	315	1,24	14,1	4,6
0PDRRB089180400	305	1740	1690	255	60	4	1034	844	548	1,24	24,2	5,8
0PDRRB089200400	305	2000	1950	255	60	4	1187	971	631	1,24	26,9	7,0
0PDRRB089100500	380	1000	950	300	60	5	743	563	393	1,25	17,7	5,8
0PDRRB089180500	380	1740	1690	300	60	5	1336	1011	705	1,25	30,3	7,3
0PDRRB089200500	380	2000	1950	300	60	5	1485	1123	783	1,25	33,6	8,8
0PDRRB089100600	455	1000	950	375	60	6	828	676	438	1,25	21,2	8,1
0PDRRB089180600	455	1740	1690	375	60	6	1441	1176	762	1,25	36,3	9,3
0PDRRB089200600	455	2000	1950	375	60	6	1656	1352	876	1,25	40,3	10,4
0PDRRB089100700	530	1000	950	450	60	7	966	730	509	1,26	24,7	9,5
0PDRRB089180700	530	1740	1690	450	60	7	1738	1313	915	1,26	42,4	10,9
0PDRRB089200700	530	2000	1950	450	60	7	1932	1458	1015	1,26	47,1	12,1
0PDRRB089060800	605	600	550	525	60	8	631	478	333	1,25	18,8	5,8
0PDRRB089080800	605	800	750	525	60	8	841	636	444	1,25	24,2	7,2
0PDRRB089100800	605	1000	950	525	60	8	1051	858	556	1,25	28,2	8,6
0PDRRB089180800	605	1740	1690	525	60	8	1829	1493	967	1,25	48,4	10,1
0PDRRB089200800	605	2000	1950	525	60	8	2102	1716	1112	1,25	52,9	11,5
0PDRRB089060900	680	600	550	600	60	9	710	538	375	1,26	21,2	6,5
0PDRRB089080900	680	800	750	600	60	9	946	716	500	1,26	27,2	8,1
0PDRRB089100900	680	1000	950	600	60	9	1182	894	623	1,26	31,8	9,7
0PDRRB089180900	680	1740	1690	600	60	9	2129	1609	1122	1,26	54,5	11,4
0PDRRB089200900	680	2000	1950	600	60	9	2365	1787	1243	1,26	60,5	12,9
0PDRRB089061000	755	600	550	675	60	10	760	620	401	1,25	23,5	3,4
0PDRRB089081000	755	800	750	675	60	10	1014	827	535	1,25	30,3	5,2
0PDRRB089101000	755	1000	950	675	60	10	1267	1034	669	1,25	35,3	6,9
0PDRRB089181000	755	1740	1690	675	60	10	2205	1799	1164	1,25	60,5	8,6
0PDRRB089201000	755	2000	1950	675	60	10	2534	2068	1338	1,25	67,2	5,8
0PDRRB089061100	830	600	550	750	60	11	836	634	442	1,25	25,9	3,7
0PDRRB089081100	830	800	750	750	60	11	1115	845	590	1,25	33,3	5,7
0PDRRB089101100	830	1000	950	750	60	11	1395	1055	736	1,25	38,8	7,6
0PDRRB089181100	830	1740	1690	750	60	11	2509	1898	1324	1,25	66,6	9,5
0PDRRB089201100	830	2000	1950	750	60	11	2787	2111	1476	1,25	74,0	6,4
0PDRRB089061200	905	600	550	825	60	12	887	724	468	1,25	28,2	8,8
0PDRRB089081200	905	800	750	825	60	12	1183	965	624	1,25	36,3	11,7
0PDRRB089201200	905	2000	1950	825	60	12	2958	2413	1560	1,25	80,7	14,6
0PDRRB089061300	980	600	550	900	60	13	961	728	508	1,25	30,6	9,5
0PDRRB089081300	980	800	750	900	60	13	1282	970	677	1,25	39,3	12,7
0PDRRB089201300	980	2000	1950	900	60	13	3205	2425	1691	1,25	87,4	15,8
0PDRRB089061400	1050	600	550	970	60	14	1012	825	533	1,26	33,0	6,4
0PDRRB089081400	1050	800	750	970	60	14	1350	1101	711	1,26	42,4	9,7
0PDRRB089061500	1125	600	550	1045	60	15	1084	822	574	1,25	35,3	6,9
0PDRRB089081500	1125	800	750	1045	60	15	1446	1095	765	1,25	45,4	10,4
0PDRRB089061600	1205	600	550	1125	60	16	1142	924	587	1,30	37,7	12,9
0PDRRB089081600	1205	800	750	1125	60	16	1514	1234	797	1,26	48,4	16,1
0PDRRB089061700	1280	600	550	1200	60	17	1207	914	638	1,25	40,0	13,7
0PDRRB089081700	1280	800	750	1200	60	17	1609	1217	849	1,25	51,4	17,1
0PDRRB089061800	1355	600	550	1275	60	18	1259	952	664	1,25	42,4	19,3
0PDRRB089061900	1430	600	550	1350	60	19	1329	1005	701	1,25	44,7	20,4

For colored versions, replace the seventh digit of the Code with "9" instead of "0".

MIRÒ 20 Vertical



Images for illustrative purposes only



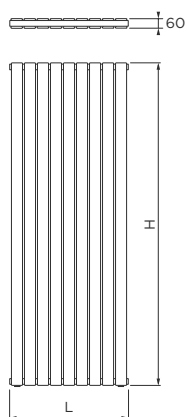
Technical specifications

Material: Steel UNI EN 10130:2007
 Straight flat tubes 70x11 mm
 Round diameter manifolds: 38 mm
 Maximum operating pressure: 4 bar
 Test pressure: 5,2 bar
 Maximum operating temperature: 110 °C

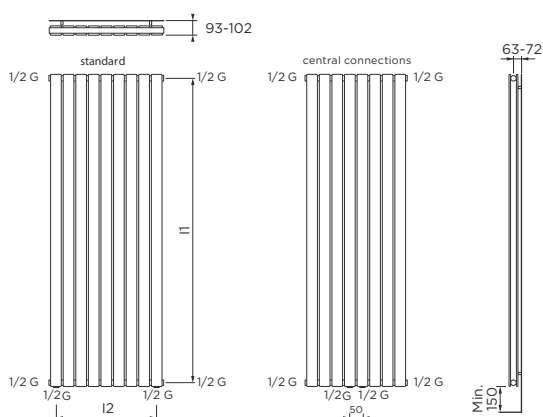
Connections and Standard Supply:

- 6 x 1/2" internal threaded connections
 - Fixing kit including:
 - support brackets
 - 1 x 1/2" air vent included in the supply
 - 3 x 1/2" blind plugs included in the supply.
- Anthracite brackets are available for Ral and Special finishes.

Configurations



Dimensions are expressed in mm



Code	Height	Width	Pipe center	Pipe center	Depth	No. tubes	Output at Δt 50°C 75/65-20	Output at Δt 42,5°C 70/55-20	Output at Δt 30°C 55/45-20	Exp.	Weight	Water content
	H (mm)	L (mm)	I1(mm)	I2(mm)	(mm)	N.	W	W	W	N.	kg	l
0PDRxx089060800	600	605	550	525	60	8	644	521	332	1,30	18,8	4,6
0PDRxx089060900	600	680	550	600	60	9	723	586	373	1,30	21,2	5,2
0PDRxx089061000	600	755	550	675	60	10	803	650	414	1,30	23,5	5,8
0PDRxx089061100	600	830	550	750	60	11	883	715	455	1,30	25,9	6,4
0PDRxx089061200	600	905	550	825	60	12	963	780	496	1,30	28,2	7,0
0PDRxx089061300	600	980	550	900	60	13	1042	844	537	1,30	30,6	7,6
0PDRxx089061400	600	1050	550	970	60	14	1117	905	576	1,30	33,0	8,1
0PDRxx089061500	600	1125	550	1045	60	15	1197	969	617	1,30	35,3	8,7
0PDRxx089061600	600	1205	550	1125	60	16	1282	1038	661	1,30	37,7	9,3
0PDRxx089061700	600	1280	550	1200	60	17	1362	1103	702	1,30	40,0	9,9
0PDRxx089061800	600	1355	550	1275	60	18	1441	1167	743	1,30	42,4	10,4
0PDRxx089061900	600	1430	550	1350	60	19	1521	1232	784	1,30	45,4	11,0
0PDRxx089080800	800	605	750	525	60	8	832	672	425	1,32	24,2	5,8
0PDRxx089080900	800	680	750	600	60	9	936	756	478	1,32	27,2	6,5
0PDRxx089081000	800	755	750	675	60	10	1040	840	531	1,32	30,3	7,2
0PDRxx089081100	800	830	750	750	60	11	1144	924	584	1,32	33,3	7,9
0PDRxx089081200	800	905	750	825	60	12	1248	1008	637	1,32	36,3	8,6
0PDRxx089081300	800	980	750	900	60	13	1352	1092	690	1,32	39,3	9,3
0PDRxx089081400	800	1050	750	970	60	14	1456	1176	743	1,32	42,4	10,1
0PDRxx089081500	800	1125	750	1045	60	15	1560	1259	797	1,32	45,4	10,8
0PDRxx089081600	800	1205	750	1125	60	16	1664	1343	850	1,32	48,4	11,5
0PDRxx089081700	800	1280	750	1200	60	17	1768	1427	903	1,32	52,1	12,0
0PDRxx089100400	1000	305	950	225	60	4	508	410	260	1,32	14,1	3,4
0PDRxx089100500	1000	380	950	300	60	5	635	513	325	1,32	17,7	4,3
0PDRxx089100600	1000	455	950	375	60	6	762	615	390	1,32	21,2	5,2
0PDRxx089100700	1000	530	950	450	60	7	889	718	455	1,32	24,7	6,1
0PDRxx089100800	1000	605	950	525	60	8	1016	820	520	1,32	28,2	6,9
0PDRxx089100900	1000	680	950	600	60	9	1143	923	585	1,32	31,8	7,8
0PDRxx089101000	1000	755	950	675	60	10	1270	1025	650	1,32	35,3	8,6
0PDRxx089101100	1000	830	950	750	60	11	1397	1128	715	1,32	38,7	9,0
0PDRxx089180400	1740	305	1690	225	60	4	875	709	452	1,29	24,2	5,8
0PDRxx089180500	1740	380	1690	300	60	5	1090	883	563	1,29	30,3	7,3
0PDRxx089180600	1740	455	1690	375	60	6	1305	1057	674	1,29	36,3	8,8
0PDRxx089180700	1740	530	1690	450	60	7	1520	1232	785	1,29	42,4	10,3
0PDRxx089180800	1740	605	1690	525	60	8	1735	1406	896	1,29	48,4	11,7
0PDRxx089180900	1740	680	1690	600	60	9	1950	1580	1007	1,29	54,5	13,2
0PDRxx089181000	1740	755	1690	675	60	10	2165	1755	1118	1,29	60,5	14,6
0PDRxx089181100	1740	830	1690	750	60	11	2380	1929	1229	1,29	67,2	16,0
0PDRxx089200400	2000	305	1950	225	60	4	952	769	484	1,31	26,9	6,4
0PDRxx089200500	2000	380	1950	300	60	5	1190	961	605	1,31	33,6	8,0
0PDRxx089200600	2000	455	1950	375	60	6	1428	1154	726	1,31	40,3	9,7
0PDRxx089200700	2000	530	1950	450	60	7	1666	1346	847	1,31	47,1	11,3
0PDRxx089200800	2000	605	1950	525	60	8	1904	1538	968	1,31	53,8	12,9
0PDRxx089200900	2000	680	1950	600	60	9	2142	1730	1089	1,31	60,5	14,5
0PDRxx089201000	2000	755	1950	675	60	10	2380	1923	1210	1,31	67,2	16,1
0PDRxx089201100	2000	830	1950	750	60	11	2618	2115	1331	1,31	74,0	17,7
0PDRxx089201200	2000	905	1950	825	60	12	2856	2307	1452	1,31	80,7	19,3
0PDRxx089201300	2000	980	1950	900	60	13	3094	2499	1573	1,31	87,4	21,0

xx = RB = standard connections

xx = RD = central connections, 50 mm pipe centre, available only for models with even number of elements.

For colored versions, replace the seventh digit of the Code with "9" instead of "0".

MIRÒ 20 Vertical aluminium pipe centre

Code	Height	Width	Pipe center	Pipe center	Depth	No. tubes	Output at Δt 50°C 75/65-20	Output at Δt 42,5°C 70/55-20	Output at Δt 30°C 55/45-20	Exp.	Weight	Water content
	H (mm)	L (mm)	I1(mm)	I2(mm)	(mm)	N.	W	W	W	N.	kg	l
OPDRRB089055060	550	455	500	375	60	6	441	356	225	1,31	14,3	3,2
OPDRRB089055080	550	605	500	525	60	8	588	475	300	1,31	19,1	4,2
OPDRRB089055100	550	755	500	675	60	10	735	593	375	1,31	23,8	5,3
OPDRRB089055120	550	905	500	825	60	12	882	712	450	1,31	28,6	6,3
OPDRRB089065060	650	455	600	375	60	6	521	420	266	1,31	16,9	3,7
OPDRRB089065080	650	605	600	525	60	8	694	561	354	1,31	22,5	5,0
OPDRRB089065100	650	755	600	675	60	10	868	701	443	1,31	28,2	6,2
OPDRRB089065120	650	905	600	825	60	12	1042	841	532	1,31	33,8	7,5
OPDRRB089075060	750	455	700	375	60	6	585	472	299	1,31	18,0	4,1
OPDRRB089075080	750	605	700	525	60	8	780	630	398	1,31	24,0	5,4
OPDRRB089075100	750	755	700	675	60	10	975	787	498	1,31	30,0	6,8
OPDRRB089075120	750	905	700	825	60	12	1170	945	597	1,31	36,0	8,2
OPDRRB089085060	850	455	800	375	60	6	663	535	338	1,31	20,4	4,6
OPDRRB089085080	850	605	800	525	60	8	884	714	451	1,31	27,2	6,2
OPDRRB089085100	850	755	800	675	60	10	1105	894	564	1,31	34,0	7,7
OPDRRB089085120	850	905	800	825	60	12	1326	1071	677	1,31	40,8	9,2

For colored versions, replace the seventh digit of the Code with "9" instead of "0".

MIRÒ 20 Vertical cast iron pipe centre

Code	Height	Width	Pipe center	Pipe center	Depth	No. tubes	Output at Δt 50°C 75/65-20	Output at Δt 42,5°C 70/55-20	Output at Δt 30°C 55/45-20	Exp.	Weight	Water content
	H (mm)	L (mm)	I1(mm)	I2(mm)	(mm)	N.	W	W	W	N.	kg	l
OPDRRB089066060	665	405	615	375	60	6	533	430	272	1,31	17,3	3,8
OPDRRB089066080	665	605	615	525	60	8	711	574	363	1,31	23,1	5,0
OPDRRB089066100	665	755	615	675	60	10	888	717	453	1,31	28,8	6,3
OPDRRB089066120	665	905	615	825	60	12	1066	861	544	1,31	34,6	7,6
OPDRRB089086060	865	405	815	375	60	6	675	545	344	1,31	20,8	4,7
OPDRRB089086080	865	605	815	525	60	8	900	726	459	1,31	27,7	6,2
OPDRRB089086100	865	755	815	675	60	10	1125	908	574	1,31	34,6	7,8
OPDRRB089086120	865	905	815	825	60	12	1349	1089	689	1,31	41,5	9,4

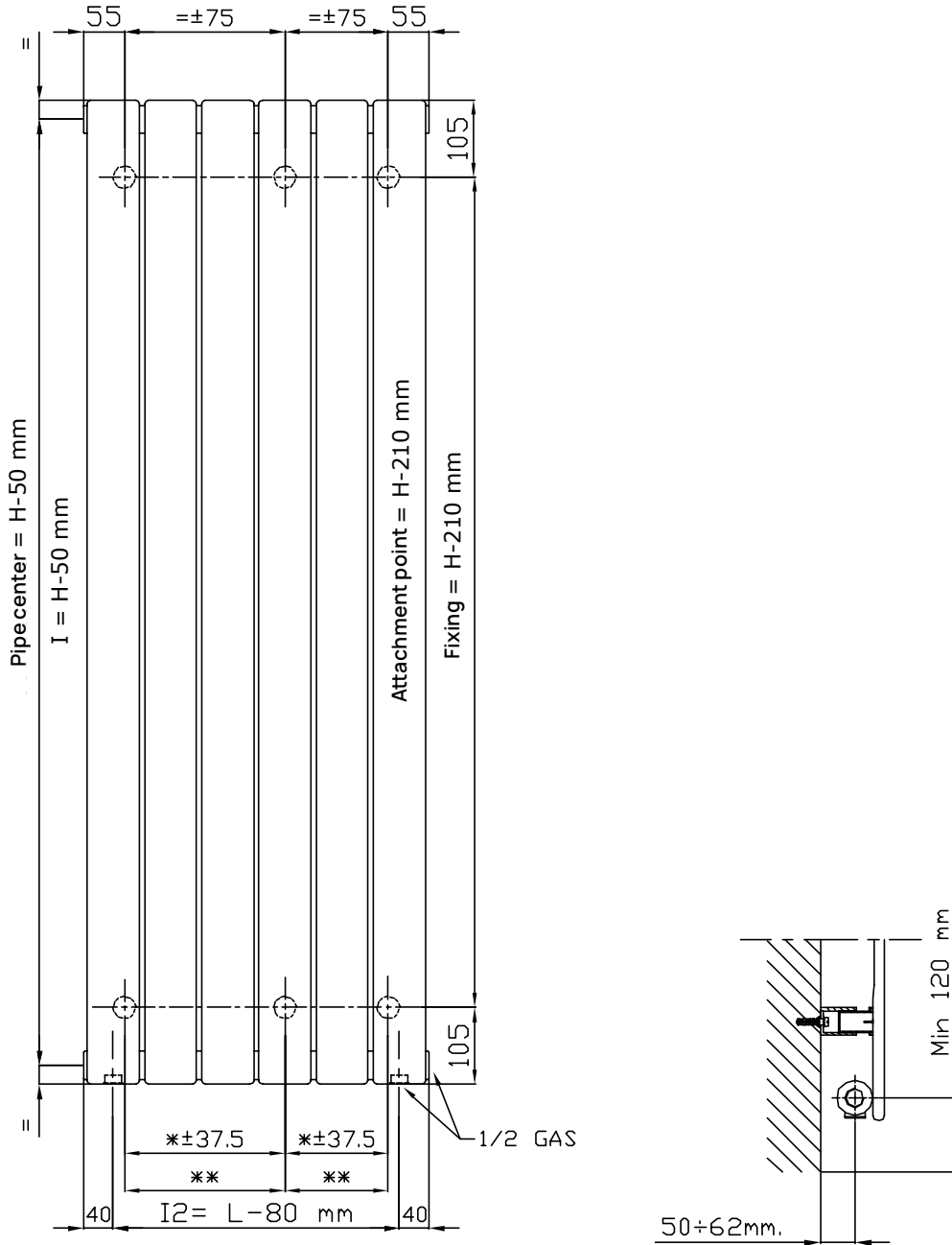
For colored versions, replace the seventh digit of the Code with "9" instead of "0".

DESIGN STEEL RADIATOR - MIRÒ 10

Please read these installation instructions carefully before starting any operation

The manufacturer disclaims all liability in case of non-compliant installation and/or use of materials supplied by third parties. The radiator must be installed exclusively for heating; the maximum temperature is 110°C and the maximum pressure is 4 bar. Before installing the radiators, it is necessary to open the internal diverters contained in the lower collector, according to the type of installation to be carried out. The screws and dowels in the package may not be suitable for all types of walls. It is essential to choose appropriate screws and plugs to ensure the stability of the assembly. Torque: maximum 15 N m.

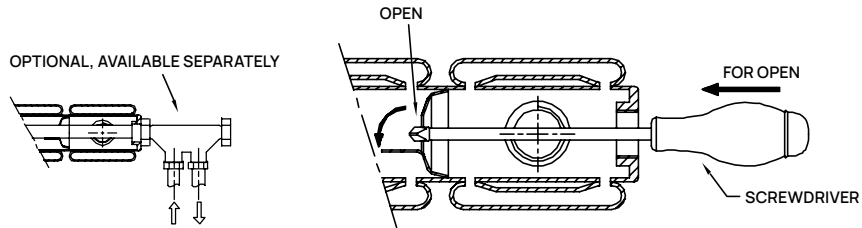
MOUNTING SCHEME FOR BRACKETS VERTICAL OR HORIZONTAL



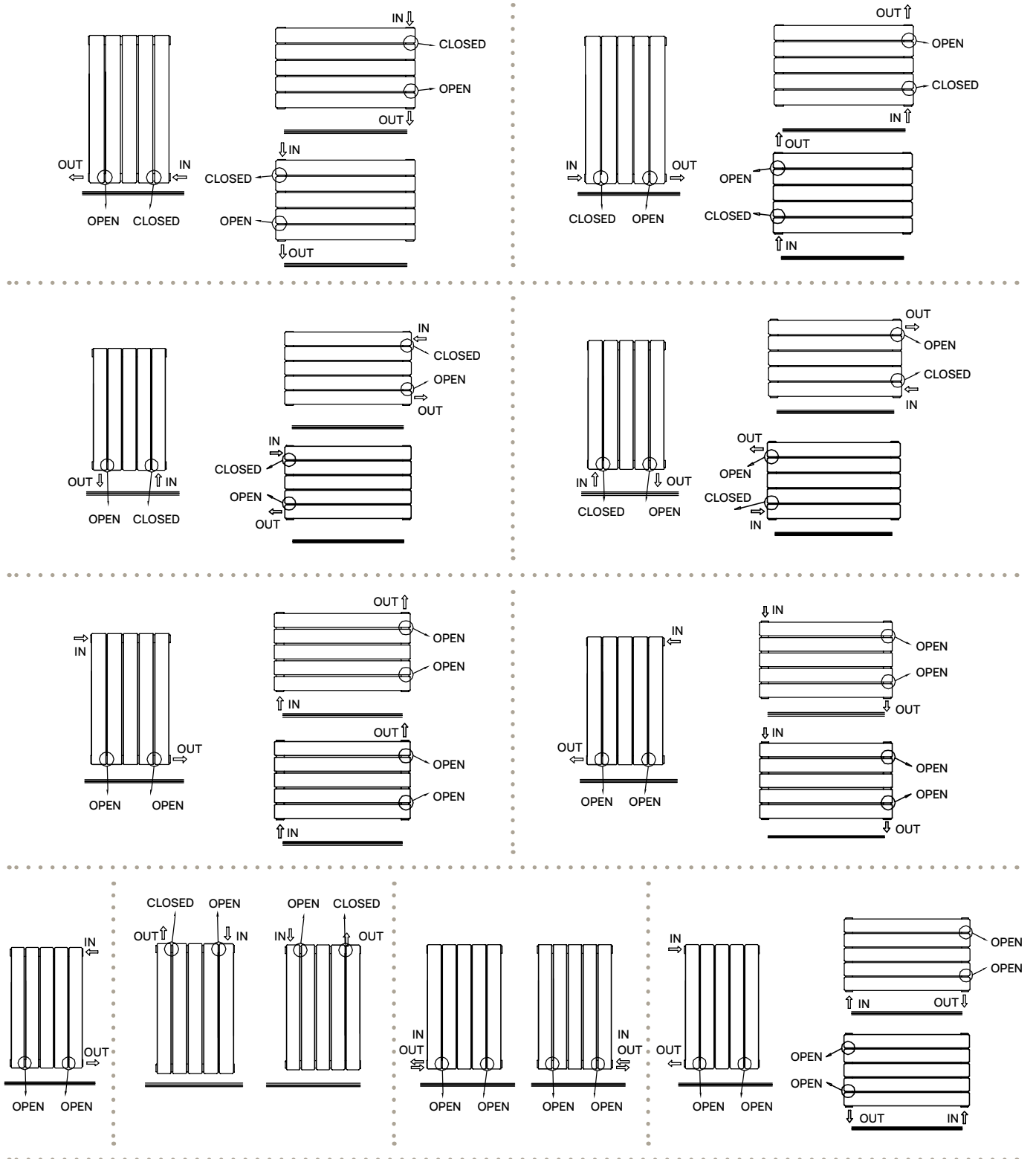
*= PAR ELEMENTS
 **= ODD ELEMENTS

DESIGN STEEL RADIATOR MIRÒ 10 AND MIRÒ 20

THE PLUG/SHUTTER MUST BE OPENED ACCORDING TO THE CONNECTION LAYOUT. THE RADIATOR IS REVERSIBLE



Possible connections



STREAM White Matt



Images for illustrative purposes only

Code	Height	Width	Pipe center	Depth	No. tubes	Output at Δt 50°C	Output at Δt 42,5°C	Output at Δt 30°C	Exp.	Weight	water content
	H (mm)	L (mm)	I (mm)	(mm)	N.	W	W	W			
0PDRPTC81176000	1740	548	1690/500	52	21	880	720	471	1,234	18	18

SUPPLIED AS STANDARD IN MATT WHITE - RAL 9003 MATT

For coloured versions replace the seventh digit of the Code with "9" instead of "C"

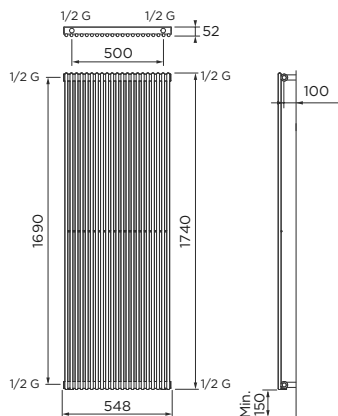
Technical specifications

Material: Steel
 Round tubes of diameter: 16 mm
 Round diameter manifolds: 38 mm
 Maximum operating pressure: 8 bar
 Test pressure: 10,4 bar
 Maximum operating temperature: 110 °C

Connections and Standard Supply:


- 6 x 1/2" internal threaded connections (four connections at the end of the manifolds and two below).
- Installation kit including:
 - Easy fit support brackets
 - 1 x 1/2" air vent included in the supply
 - 1/2" blind plugs included in the supply

Standard configuration



Dimensions are expressed in mm

Note





Electric Towel Warmer

Electric Towel Warmer Range

The RADIATORS range of electric bathroom towel warmers includes heating bodies with a wide variety of geometries and aesthetic designs.

The electronic controls used to operate the electric heating elements range from simple and functional on/off switches to more advanced digital systems featuring LCD displays, remote controls, and multiple operating functions.

Innovation

Thanks to its extensive know-how and decades of experience in designing technical solutions for consumers, RADIATORS offers the widest range of electric products on the market.

The towel warmers are equipped with the exclusive ASV (Automatic Safety Valve) system, which maintains the correct internal pressure within the heating body.

This system preserves the mechanical integrity of the product even under the intense wear cycles typical of electric appliances.

Quality and Performance

RADIATORS towel warmers are designed to meet a variety of comfort needs.

Subjected to strict quality checks on all electrical components, the range includes both basic and more advanced models, offering control through thermostats with multiple functions.

Heating elements and thermostats are tested under extreme operating conditions to ensure the quality of electrical components, proper IP protection level, and electrical insulation an essential safety requirement for radiators installed in humid environments like bathrooms.

Coating

RADIATORS towel warmers feature high-quality coating achieved through an industrial process derived from the automotive sector. This gives each unit a glossy finish and excellent resistance to wear over time.

The standard color is RADIATORS' signature RAL 9016 white, compliant with DIN 55900 standards.

Certifications and Compliance Marks

Compliant with CE European standards and Ecodesign regulations.

Warranty

Thanks to high quality standards and the implementation of automated control systems, RADIATORS is the only company able to offer a 2 years warranty on electrical components and a 5 years warranty on the heating body.

All our electric products comply with Regulation (EU) 2024/1103.

FANTASIA White Electric - Digital



Images for illustrative purposes only

Code with plug	Code without plug	Height	Width	Depth	Weight	Power
EUROPLUG (CEE 7/17)		H (mm)	L (mm)	(mm)	kg	W
0SDRCL0120950C5	0SDRCL0120950A5	1041	500	45	10,5	500
0SDRCL0121155C7	0SDRCL0121155A7	1266	550	45	13,5	700
0SDRCL0121560C1	0SDRCL0121560A1	1626	600	45	20	1000

Ready for delivery

Technical specifications

Material: Steel UNI EN 10130:2007

Round tubes

Semioval manifolds: 40 x 30 mm

Supported power supply: 230V AC, 50Hz

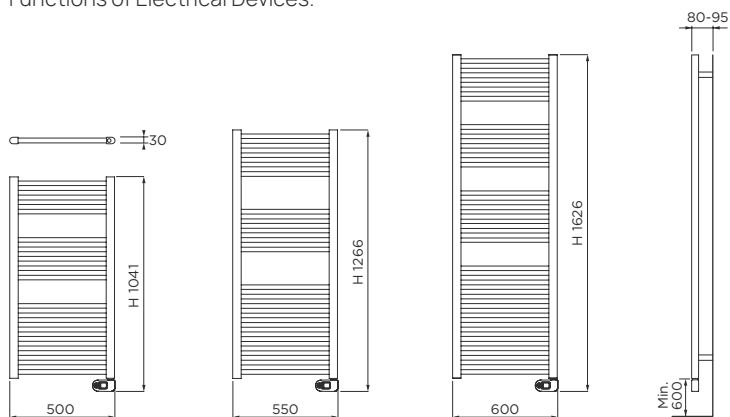
Class 2, IP34

Standard supply:

- white digital thermostat
- fixing kit
- 1200 mm white cable with plug
- 900 mm white cable without plug

Functions and Operating Modes

For operating modes, please refer to the section "Modes and Functions of Electrical Devices."



Dimensions are expressed in mm

FANTASIA Anthracite Electric - Digital



Images for illustrative purposes only

Code with plug	Code without plug	Height	Width	Depth	Weight	Power
EUROPLUG (CEE 7/17)		H (mm)	L (mm)	(mm)	kg	W
OSDRCL3120950C5	OSDRCL3120950A5	1041	500	45	10,5	500
OSDRCL3121155C7	OSDRCL3121155A7	1266	550	45	13,5	700
OSDRCL3121560C1	OSDRCL3121560A1	1626	600	45	20	1000

ELECTRIC TOWEL WARMER

Technical specifications

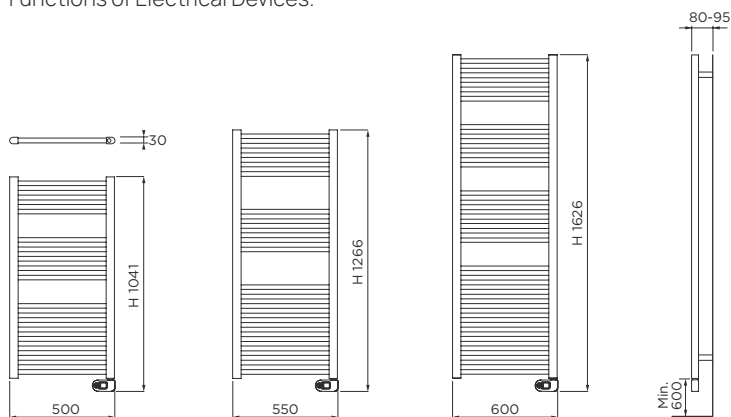
Material: Steel UNI EN 10130:2007
 Round tubes
 Semioval manifolds: 40 x 30 mm
 Supported power supply: 230V AC, 50Hz
 Class 2, IP34

Standard supply:

- Electronic thermostat in anthracite finish
- fixing kit
- back cable length 1200 mm, with plug
- back cable length 900 mm, without plug

Functions and Operating Modes

For operating modes, please refer to the section "Modes and Functions of Electrical Devices."



Dimensions are expressed in mm



FLUID



FANTASIA Chrome Electric - Digital



Images for illustrative purposes only

Code with plug	Code without plug	Height	Width	Depth	Weight	Power
EUROPLUG (CEE 7/17)		H (mm)	L (mm)	(mm)	kg	W
OSDRCL1120950C3	OSDRCL1120950A3	1041	500	45	10,5	300
OSDRCL1121150C4	OSDRCL1121150A4	1266	500	45	13,3	400

Technical specifications

Material: Steel UNI EN 10130:2007

Round tubes

Semioval manifolds: 40 x 30 mm

Supported power supply: 230V AC, 50Hz

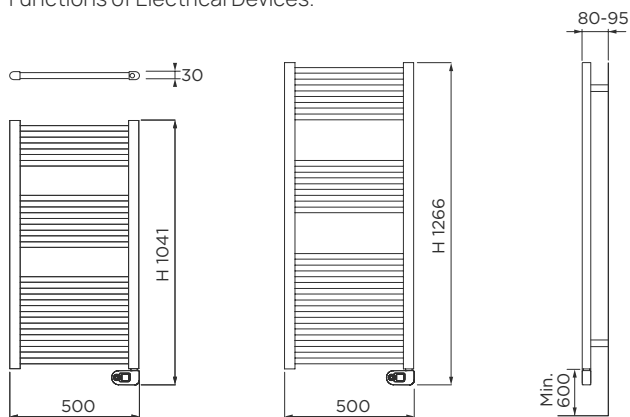
Class 2, IP34

Standard supply:

- Electronic thermostat in chrome finish
- fixing kit
- 1200 mm grey cable with plug
- 900 mm grey cable without plug

Functions and Operating Modes

For operating modes, please refer to the section "Modes and Functions of Electrical Devices."



Dimensions are expressed in mm

FANTASIA White Electric - On/Off Pro



Images for illustrative purposes only

Code with plug	Height	Width	Depth	Weight	Power
EUROPLUG (CEE 7/17)	H (mm)	L (mm)	(mm)	kg	W
OSDRCL017065073	791	500	30	8,4	300
OSDRCL012095075	1061	500	30	10,5	500
OSDRCL012115577	1286	550	30	13,5	700
OSDRCL012156071	1646	600	30	20	1000

■ Ready for delivery

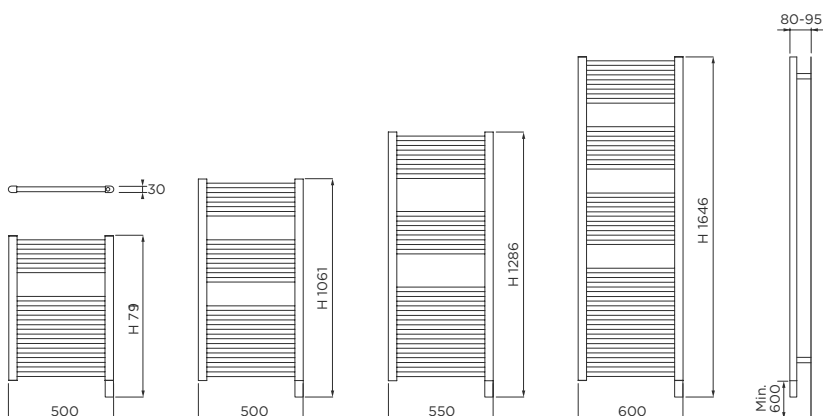
Technical specifications

Material: Steel UNI EN 10130:2007
 Round tubes
 Semioval manifolds: 40 x 30 mm
 Supported power supply: 230V AC, 50Hz
 Class 2, IP34

Standard supply:

- on-off control
- smart plug
- fixing kit
- 1200 mm white cable with plug

Dimensions are expressed in mm



FLUID



FANTASIA Electric DRY



Images for illustrative purposes only

Code	Height	Width	Depth	Weight	Power
EUROPLUG (CEE 7/17)	H (mm)	L (mm)	(mm)	kg	W
OSDRDA0980955F5	980	540	42	4	500
OSDRDA0981355FF	1370	42	5,5	750	

■ Ready for delivery

Technical specifications

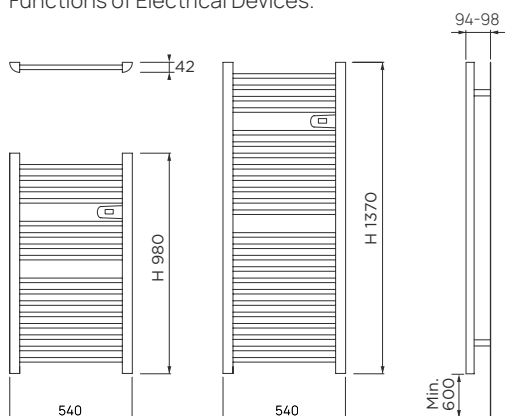
Material: Aluminum T6060
 Round tubes
 Semi-spherical collectors 42x42 mm
 Supported power supply: 230V AC, 50Hz
 Class 2, IP24

Standard supply:

- white digital thermostat
- fixing kit
- white cable, 1200 mm long, with plug

Functions and Operating Modes

For operating modes, please refer to the section "Modes and Functions of Electrical Devices."



Dimensions are expressed in mm

DUCA White Matt and Black Electric - DRY



Images for illustrative purposes only

DUCA White Electric Matt- DRY

Code without plug	Height	Width	Depth	Weight	Power
	H (mm)	L (mm)	(mm)	kg	W
OSDRFA0981050E5	980	540	92	5	500

DUCA Black Electric - DRY

Code without plug	Height	Width	Depth	Weight	Power
	H (mm)	L (mm)	(mm)	kg	W
OSDRFA3981050E5	980	540	92	5	500

■ Ready for delivery

Technical specifications

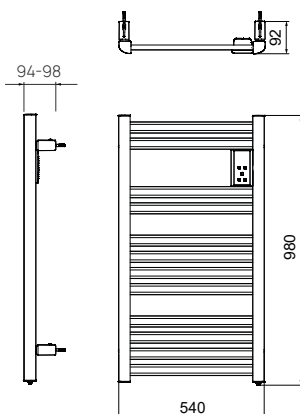
Material: Aluminum and steel
 Straight flat tubes
 Semioval manifolds:
 Electricity network supported: 230V, 50Hz
 Class 2, IP24

Functions and Operating Modes

For operating modes, please refer to the section "Modes and Functions of Electrical Devices."

Standard supply:

- Digital LCD thermostat (white backlit)
- fixing kit
- 900 mm white cable without plug



Dimensions are expressed in mm



DRY

COBALTO Electric - Digital



Images for illustrative purposes only

Code with plug	Code without plug	Height	Width	Depth	Weight	Power
EUROPLUG (CEE 7/17)		H (mm)	L (mm)	(mm)	kg	W
0PDRPM0631050C5	0PDRPM0631050A5	1090	500	49	22,8	500
0PDRPM0631350C7	0PDRPM0631350A7	1413	500	49	25,1	700

Ready for delivery

For coloured versions, replace the seventh digit of the code with "9" instead of "0".

Technical specifications

Material: Steel UNI EN 10130:2007

Straight flat tubes

Round manifolds diameter: 38 mm

Supported power supply: 230V AC, 50Hz

Class 2, IP34

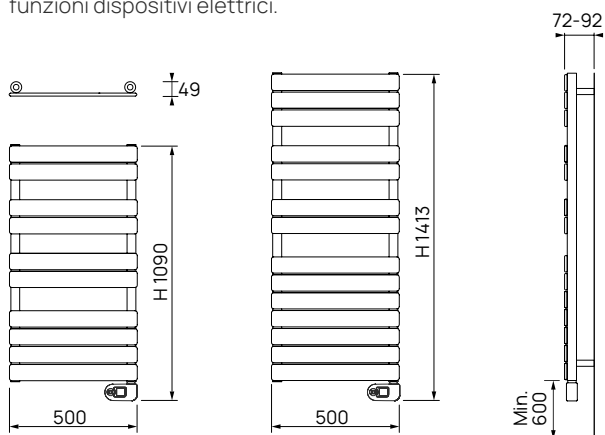
Functions and Operating Modes

Per le modalità di funzionamento consultare il capitolo Modalità e funzioni dispositivi elettrici.

Standard supply:

- white digital thermostat
- fixing kit
- 1200 mm white cable with plug
- 900 mm white cable without plug

Digital thermostat, chromed fixing kit, and grey cable are provided with RAL finishes.



Dimensions are expressed in mm

AGATA Electric - Digital



Images for illustrative purposes only

Code with plug	Code without plug	Height	Width	Depth	Weight	Power
EUROPLUG (CEE 7/17)		H (mm)	L (mm)	(mm)	kg	W
OPDRTR0511155C5	OPDRTR0511155A5	1193	550	49	20,6	500
OPDRTR0511455C7	OPDRTR0511455A7	1517	550	49	26,5	700
OPDRTR0511755C1	OPDRTR0511755A1	1841	550	49	31,5	1000

For coloured versions, replace the seventh digit of the code with "9" instead of "0".

Technical specifications

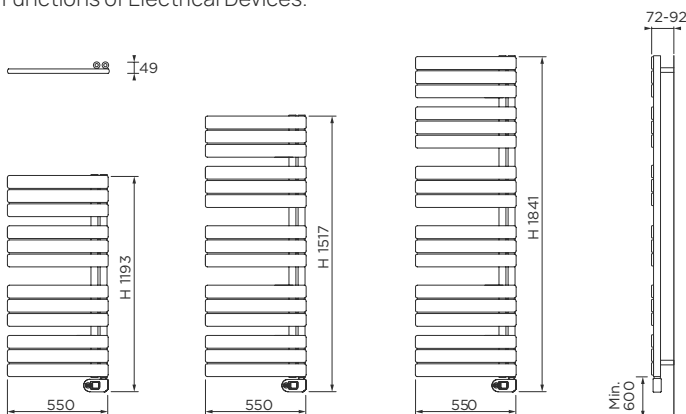
Material: Steel UNI EN 10130:2007
 Straight flat tubes
 Round manifolds diameter: 38 mm
 Supported power supply: 230V AC, 50Hz
 Class 2, IP34

Functions and Operating Modes

For operating modes, please refer to the section "Modes and Functions of Electrical Devices."

Standard supply:

- white digital thermostat
 - fixing kit
 - 1200 mm white cable with plug
 - 900 mm white cable without plug
- Digital thermostat, chromed fixing kit, and grey cable are provided with RAL finishes.



Dimensions are expressed in mm



FLUID



IRIDIO Electric - Digital



Images for illustrative purposes only

Code with plug	Code without plug	Height	Width	Depth	Weight	Power
EUROPLUG (CEE 7/17)		H (mm)	L (mm)	(mm)	kg	W
0PDRMM0711150C5	0PDRMM0711150A5	1195	500	56	15,9	500
0PDRMM0711450C7	0PDRMM0711450A7	1523	500	56	22,9	700
0PDRMM0711760C1	0PDRMM0711760A1	1810	600	56	28,1	1000

Technical specifications

Material: Steel UNI EN 10130:2007

Round tubes

Supported power supply: 230V AC, 50Hz

Class 2, IP34

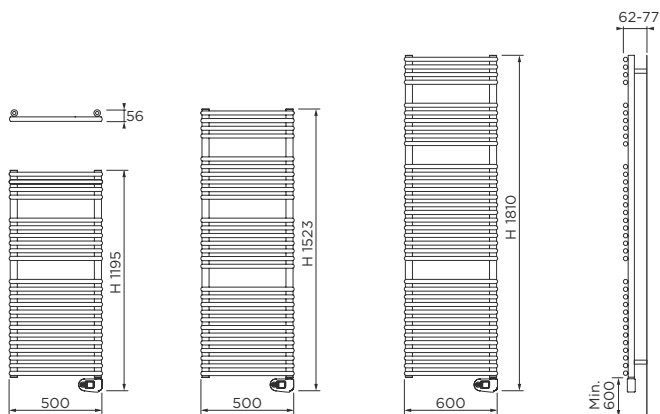
Functions and Operating Modes

For operating modes, please refer to the section "Modes and Functions of Electrical Devices."

Standard supply:

- white digital thermostat
- fixing kit
- 1200 mm white cable with plug
- 900 mm white cable without plug

Digital thermostat, chromed fixing kit, and grey cable are provided with RAL finishes.



Dimensions are expressed in mm

WINNER Electric - Digital



Images for illustrative purposes only

Code with plug	Code without plug	Height	Width	Depth	Weight	Power
EUROPLUG (CEE 7/17)		H (mm)	L (mm)	(mm)	kg	W
OSDRFO0550855C5	OSDRFO0550855A5	975	550	30	15,9	500

ELECTRIC TOWEL WARMER

Technical specifications

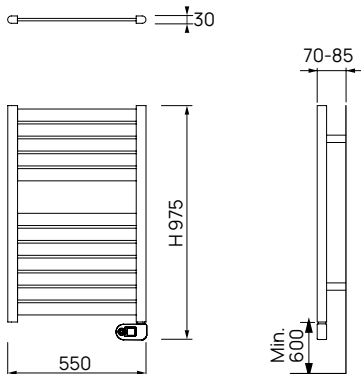
Material: Steel UNI EN 10130:2007
 Straight flat tubes
 Semioval manifolds: 40 x 30 mm
 Supported power supply: 230V AC, 50Hz
 Class 2, IP34

Functions and Operating Modes

For operating modes, please refer to the section "Modes and Functions of Electrical Devices."

Standard supply:

- white digital thermostat
- fixing kit
- 1200 mm white cable with plug
- 900 mm white cable without plug



Dimensions are expressed in mm



FLUID







Electric Radiators

Electric Radiators Range

The RADIATORS range of electric radiators offers power outputs ranging from 700 to 2000W.

The electronic controls allow users to manage the temperature and program operation based on schedules and individual needs, offering a variety of usage modes and new features that enhance device safety, energy savings, and user-friendliness.

Quality and Performance

RADIATORS aluminum electric radiators are the ideal heating solution for domestic environments using electric heating systems, or when an individual room needs to be heated independently from a central water-based heating system.

The aluminum structure takes advantage of the metal's ability to rapidly absorb and release heat, making it quicker to warm up compared to steel radiators.

Their lightweight design compared to equivalent steel models also makes wall mounting faster and easier.

Heating elements and thermostats are tested under extreme operating conditions to ensure the quality of electrical components, verify IP protection levels, and confirm electrical insulation a key safety factor.

Certifications and Compliance Marks

European CE compliance, adherence to the specifications of the French NF and NF PERFORMANCE standards (www.certita.fr), and compliance with Ecodesign regulations.


Warranty

Thanks to high quality standards and the implementation of automated control systems, RADIATORS is the only company able to offer a 2 years warranty on electrical components and a 5 years warranty on the heating body.

RADIATORS Connect

The RADIATORS Connect app enables smart and remote control of the home heating system, making it ideal for users seeking simple and efficient comfort management.

Designed to integrate with electric heating systems equipped with Wi-Fi connectivity, the app allows remote temperature adjustment, ensuring optimal room management. Its intuitive interface and advanced features make RADIATORS Connect a valuable tool for optimizing energy consumption and enhancing quality of life at home.



Discover RADIATORS Connect

All our electric products comply with Regulation (EU) 2024/1103.

PEGASO White Matt



Images for illustrative purposes only

Code without plug	Height	Width	Depth	Weight	Power
	H (mm)	L (mm)	(mm)	kg	W
0112780105	580	600	120	8,6	1000
0112780155	580	720	120	10,1	1500
0112780205	580	840	120	12,8	2000

Ready for delivery

Technical specifications

Material: Steel
Supported power supply: 230V AC, 50Hz
Class 2, IP24

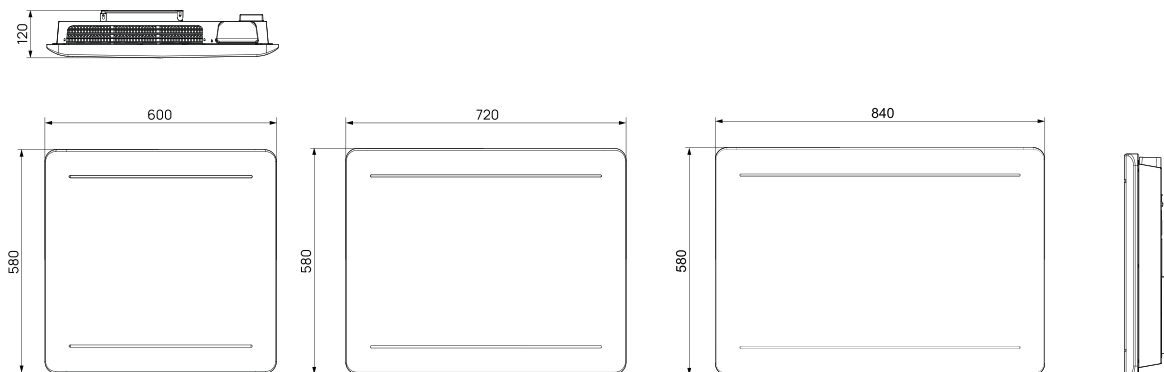
Standard supply:

- Wi-Fi connected digital thermostat
- fixing kit (H)
- 900 mm white cable without plug

Functions and Operating Modes

For operating modes, please refer to the section "Modes and Functions of Electrical Devices."

Dimensions are expressed in mm



RADIATORS connect



The ideal solution for Smart Comfort.

In today's world, comfort and efficiency in a smart home are essential.

With **RADIATORS Connect**, you have full control over your home comfort, wherever you are.

The app allows you to easily and efficiently manage your connected radiators, **optimizing energy consumption** and temperature at any time of the day.

Thanks to its **intuitive interface** and smart features, improving your home's well-being has never been so easy.

Comfort, efficiency, control all in a single app.



FUNCTIONS AND MODES



ENERGY CONSUMPTION MONITORING



DIFFERENT SCENARIOS



MULTI-ZONE GROUP CONTROL



OPEN WINDOW DETECTION



KEYPAD LOCK



ANTI-FREEZE MODE




COMFORT MODE



CHRONO 3P + FREE PROGRAMS



ASC FUNCTION (SELF-LEARNING ADAPTIVE CONTROL)



Discover RADIATORS connect



RAYO White



Images for illustrative purposes only

Code with plug	Height	Width	Depth	Weight	Power
EUROPLUG (CEE 7/17)	H (mm)	L (mm)	(mm)	kg	W
0112781056	1218	530	50	12,0	500
0112781076	1540	580	50	15,0	700
0112781106	1740	630	50	19,0	1000

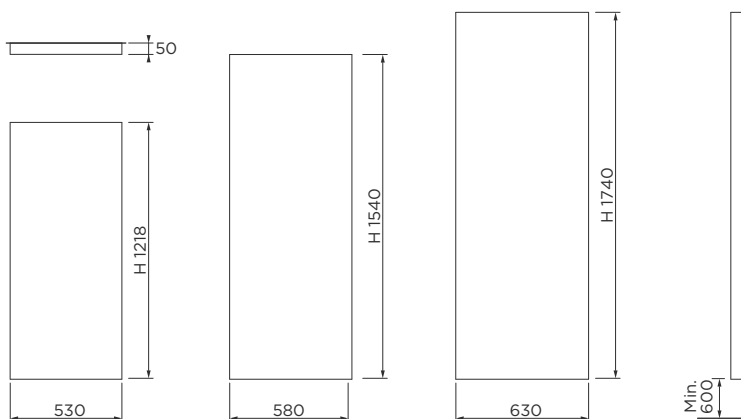
Technical specifications

Material: Steel UNI EN 10130:2007
 Supported power supply: 230V AC, 50Hz
 Class 2, IP34
 Radiant panel

Standard supply:

- On/Off control
 - Smart Plug
 - fixing kit
 - 1200 mm white cable with plug
- For RAL colored versions, a white cable is provided.

Dimensions are expressed in mm



RAYO Anthracite



Images for illustrative purposes only

Code with plug	Height	Width	Depth	Weight	Power
EUROPLUG (CEE 7/17)	H (mm)	L (mm)	(mm)	kg	W
0112781057	1218	530	50	12,0	500
0112781077	1540	580	50	15,0	700
0112781107	1740	630	50	19,0	1000

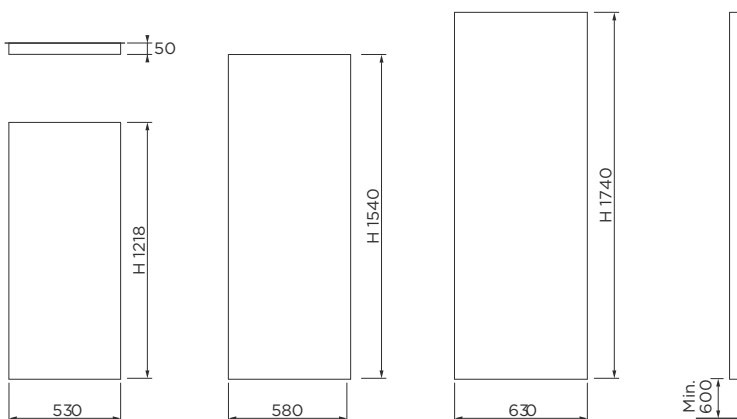
Technical specifications

Material: Steel UNI EN 10130:2007
 Supported power supply: 230V AC, 50Hz
 Class 2, IP34
 Radiant panel

Standard supply:

- On/Off control
 - Smart Plug
 - fixing kit
 - 1200 mm black cable with plug
- For RAL colored versions, a white cable is provided.

Dimensions are expressed in mm



DRY

CLOUD White Matt



Images for illustrative purposes only

Code without plug	Height	Width	Depth	Weight	Power
	H (mm)	L (mm)	(mm)	kg	W
011277N07S	600	545	115	11	700
011277N10S	600	545	115	11,1	1000
011277N15S	600	825	115	15,3	1500
011277N20S	600	1035	115	19	2000

■ Ready for delivery

Technical specifications

Material: Steel UNI EN 10130:2007
 Ceramic heating core
 Supported power supply: 230V AC, 50Hz
 Class 2, IP24

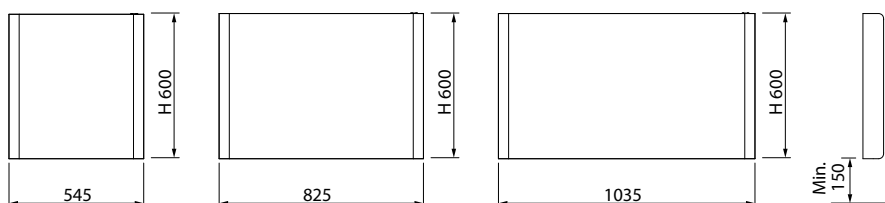
Standard supply:

- white digital thermostat
- fixing kit (H)
- 900 mm white cable

Functions and Operating Modes

For operating modes, please refer to the section "Modes and Functions of Electrical Devices."

Dimensions are expressed in mm



NUBE Anthracite



Images for illustrative purposes only

Code without plug	Height	Width	Depth	Weight	Power
	H (mm)	L (mm)	(mm)	kg	W
011277507H	600	470	83	10	700
011277510X	600	550	83	14	1000
011277515V	600	830	83	21	1500
011277520M	600	1040	83	27	2000

Technical specifications

Material: Steel UNI EN 10130:2007
 Steatite heating core
 Supported power supply: 230V AC, 50Hz
 Class 2, IP24

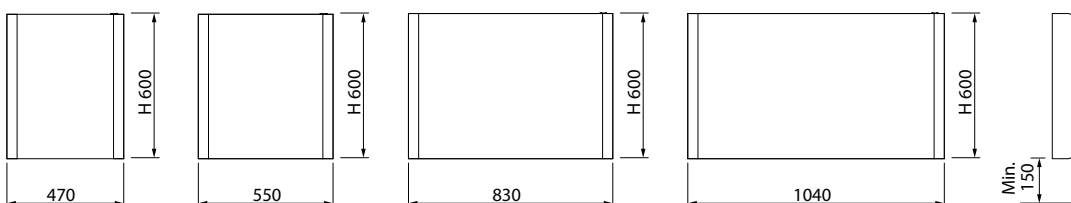
Standard supply:

- Electronic thermostat in anthracite finish
- fixing kit
- 900 mm black cable without plug

Functions and Operating Modes

For operating modes, please refer to the section "Modes and Functions of Electrical Devices."

Dimensions are expressed in mm



DRY

SMOOTH White



Images for illustrative purposes only

Code with plug	Code without plug	Height	Width	Depth	Weight	Power
EUROPLUG (CEE 7/17)		H (mm)	L (mm)	(mm)	kg	W
0PDRMSNA10614Z1	0PDRMENA10614Z1	600	740	75	22	1000
0PDRMSNA10620ZR	0PDRMENA10620ZR	600	1020	75	31	1500
0PDRMSNA10623ZS	0PDRMENA10623ZS	600	1160	75	36	1800

Technical specifications

Material: Steel UNI EN 10130:2007

Round Vertical Tubes

Supported power supply: 230V AC, 50Hz

Class 2, IP34

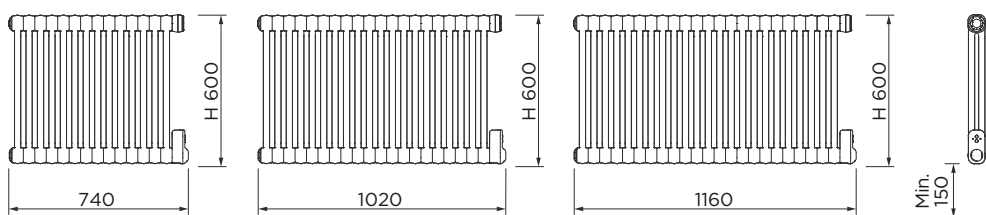
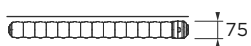
Functions and Operating Modes

For operating modes, please refer to the section "Modes and Functions of Electrical Devices."

Standard supply:

- white digital thermostat
- fixing kit
- 1200 mm white cable with plug
- 900 mm white cable without plug
- magnetic, removable remote control included

The magnetic the magnetic remote control can be removed and may be operated independently of the product



Dimensions are expressed in mm

SMOOTH Anthracite



Images for illustrative purposes only

Code with plug	Code without plug	Height	Width	Depth	Weight	Power
EUROPLUG (CEE 7/17)		H (mm)	L (mm)	(mm)	kg	W
OPDRMSRA10614Z1	OPDRMERA1064Z1	600	740	75	22	1000
OPDRMSRA10620ZR	OPDRMERA10620ZR	600	1020	75	31	1500
OPDRMSRA10623ZS	OPDRMERA10623ZS	600	1160	75	36	1800

Technical specifications

Material: Steel UNI EN 10130:2007
 Round Vertical Tubes
 Supported power supply: 230V AC, 50Hz
 Class 2, IP34

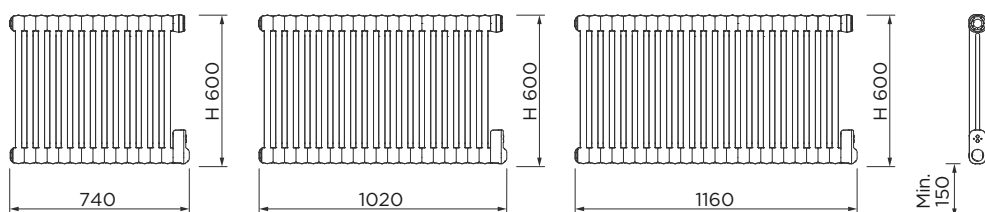
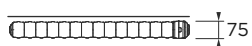
Functions and Operating Modes

For operating modes, please refer to the section "Modes and Functions of Electrical Devices."

Standard supply:

- anthracite digital thermostat
- fixing kit
- 1200 mm black cable with plug
- 900 mm black cable without plug
- magnetic, removable remote control included

The magnetic the magnetic remote control can be removed and may be operated independently of the product



Dimensions are expressed in mm



FLUID



ALU Simple *PLUS* Fluid White



Images for illustrative purposes only

Code with plug	Code without plug	Height	Width	Depth	Weight	Power
EUROPLUG (CEE 7/17)		H (mm)	L (mm)	(mm)	kg	W
02500550E2	02500550D2	580	550	90	11,5	1000
02500850E2	02500850D2	580	790	90	17,5	1500
02501050E2	02501050D2	580	950	90	21,5	1800

Technical specifications

Material: aluminum
Supported power supply: 230V AC, 50Hz
Class 2, IP24

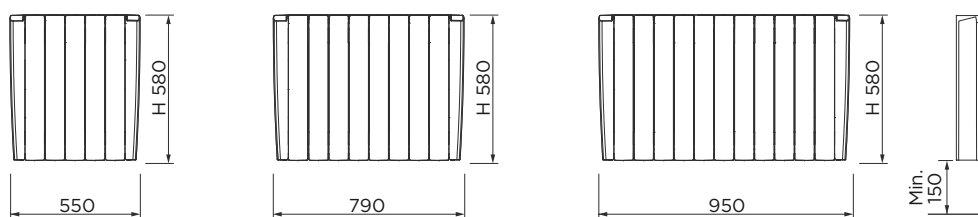
Functions and Operating Modes

For operating modes, please refer to the section "Modes and Functions of Electrical Devices."

Standard supply:

- white LED digital thermostat
- fixing kit
- 1200 mm white cable with plug
- 900 mm white cable without plug
- remote control included

The fluid-based technology recreates the warmth sensation of a hydronic heating system.



Dimensions are expressed in mm

ALU Simple *PLUS* Fluid Anthracite



Images for illustrative purposes only

Code with plug	Code without plug	Height	Width	Depth	Weight	Power
EUROPLUG (CEE 7/17)		H (mm)	L (mm)	(mm)	kg	W
02500550G2	02500550F2	580	550	90	11,5	1000
02500850G2	02500850F2	580	790	90	17,5	1500
02501050G2	02501050F2	580	950	90	21,5	1800

Technical specifications

Material: aluminum
Supported power supply: 230V AC, 50Hz
Class 2, IP24

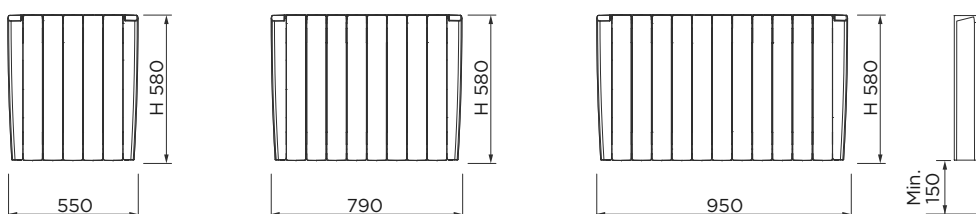
Functions and Operating Modes

For operating modes, please refer to the section "Modes and Functions of Electrical Devices."

Standard supply:

- Anthracite LED digital thermostat
- fixing kit
- 1200 mm black cable with plug
- 900 mm black cable without plug
- remote control included

The fluid-based technology recreates the warmth sensation of a hydronic heating system.



Dimensions are expressed in mm



FLUID

ALYNE Fluid



Images for illustrative purposes only

Code with plug	Code without plug	Height	Width	Depth	Weight	Power
EUROPLUG (CEE 7/17)		H (mm)	L (mm)	(mm)	kg	W
02500650C8	02500650C7	580	580	90	13	1000
02500950C9	02500950C8	580	820	90	18	1500
02501150D1	02501150C9	580	980	90	22	1800

Technical specifications

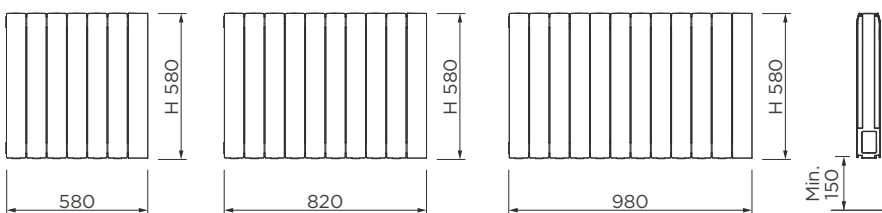
Material: aluminum
Supported power supply: 230V AC, 50Hz
Class 2, IP24

Functions and Operating Modes

For operating modes, please refer to the section "Modes and Functions of Electrical Devices."


Standard supply:

- white digital touchscreen thermostat
- fixing kit
- 1200 mm white cable with plug
- 900 mm white cable without plug



Dimensions are expressed in mm

Note







Air Flow Technology

AIR FLOW TECHNOLOGY Range

The Air Flow RADIATORS range offers four different towel radiator designs that can be combined with the fan heater unit, allowing seamless integration into any type of bathroom environment.

Innovation

The exclusive Air Flow technology delivers three products in one, enriching the bathroom radiator range with the benefits of a classic electric fan heater. The fan heater can be used on its own, to quickly and efficiently heat small spaces, in combination with the radiator to boost performance or as a standalone radiator.

Air Flow technology is available with both hydronic (H-Flow) and electric (E-Flow) towel radiators.

Quality and Performance

The Air Flow RADIATORS range is designed to meet diverse comfort needs.

Thorough research on thermodynamic airflow has made it possible to create fan heaters that distribute the right flow of warm air to heat any bathroom quickly and comfortably.

Each fan unit comes with a remote control included in the package, allowing power adjustment and programming.

Coating

Air Flow RADIATORS feature a high-quality paint finish, achieved through an industrial process derived from the automotive sector, which provides a brilliant color and long-lasting durability.

The standard color is RADIATORS' signature RAL 9016 white, compliant with DIN 55900.

Certifications and Compliance Marks

European CE compliance and Ecodesign directive compliance

Warranty

Thanks to high quality standards and the implementation of automated control systems, RADIATORS is the only company able to offer a 2 years warranty on electrical components and a 5 years warranty on the heating body for its E-Flow products, and a 2 years warranty on electrical components and a 15 years warranty on the heating body for its H-Flow products.

All our electric products comply with Regulation (EU) 2024/1103.

ELEGANCE E-Flow White



Images for illustrative purposes only

Code with plug	Code without plug	Height	Width	Depth	Weight	Towel warmer power	Fan Heater power
		H (mm)	L (mm)	(mm)		W	W
OSR1CL0080855S5	OSDRCL0080855S5	894	550	143	12,5	500	1000
OSR1CL0011155S7	OSDRCL0011155S7	1223	550	143	17,5	700	1000
OSR1CL0011655S1	OSDRCL0011655S1	1714	550	143	25,0	1000	1000

Technical specifications

Material: Steel UNI EN 10130:2007

Round tubes

Semi-oval manifolds: 40 x 30 mm

Supported power supply: 230V AC, 50Hz

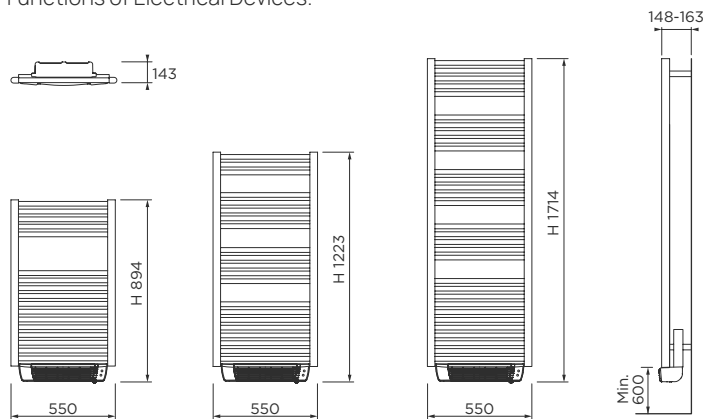
Class 2, IP24

Standard supply:

- white digital remote control
- fixing kit
- 1200 mm white cable with plug
- 900 mm white cable without plug

Functions and Operating Modes

For operating modes, please refer to the section "Modes and Functions of Electrical Devices."



Dimensions are expressed in mm



ELEGANCE E-Flow Anthracite



Images for illustrative purposes only

Code with plug	Code without plug	Height	Width	Depth	Weight	Towel warmer power	Fan Heater power
EUROPLUG (CEE 7/17)		H (mm)	L (mm)	(mm)	kg	W	W
0SR1CL3080855S5	0SDRCL3080855S5	894	550	143	12,5	500	1000
0SR1CL3011155S7	0SDRCL3011155S7	1223	550	143	17,5	700	1000
0SR1CL3011655S1	0SDRCL3011655S1	1714	550	143	25,0	1000	1000

Technical specifications

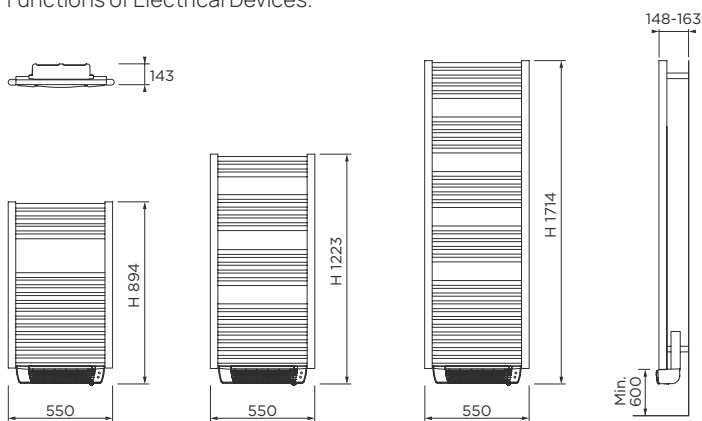
Material: Steel UNI EN 10130:2007
 Round tubes
 Semi-oval manifolds: 40 x 30 mm
 Supported power supply: 230V AC, 50Hz
 Class 2, IP24

Standard supply:

- anthracite digital remote control
- fixing kit
- 1200 mm black cable with plug
- 900 mm black cable without plug

Functions and Operating Modes

For operating modes, please refer to the section "Modes and Functions of Electrical Devices."



Dimensions are expressed in mm



COBALTO E-Flow White



Images for illustrative purposes only

Code with plug	Code without plug	Height	Width	Depth	Weight	Towel warmer power	Fan Heater power
		H (mm)	L (mm)	(mm)			
OPR1PM0631055S5	OPDRPM0631055S5	1094	550	143	21,1	500	1000
OPR1PM0631355S7	OPDRPM0631355S7	1422	550	143	27,4	700	1000
OPR1PM0631655S1	OPDRPM0631655S1	1730	550	143	33	1000	1000

For coloured versions replace the seventh digit of the code with "9" instead of "0".

Technical specifications

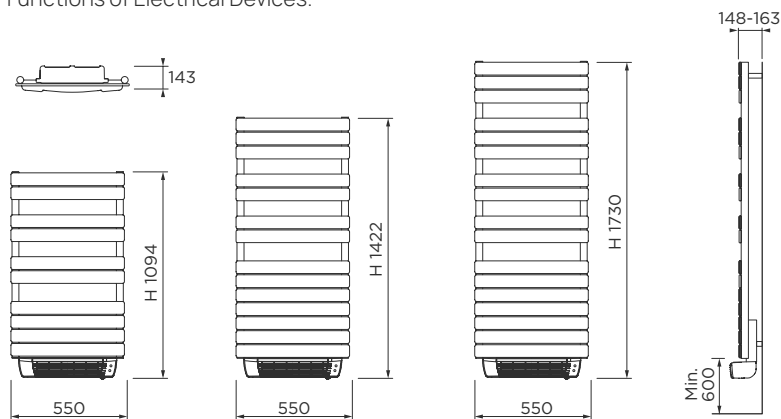
Material: Steel UNI EN 10130:2007
 Straight flat tubes
 Round diameter manifolds 38 mm
 Supported power supply: 230V AC, 50Hz
 Class 2, IP24

Standard supply:

- White digital remote control
- fixing kit
- 1200 mm white cable with plug
- 900 mm white cable without plug

Functions and Operating Modes

For operating modes, please refer to the section "Modes and Functions of Electrical Devices."



Dimensions are expressed in mm



COBALTO E-Flow Anthracite



Images for illustrative purposes only

Code with plug	Code without plug	Height	Width	Depth	Weight	Towel warmer power	Fan Heater power
EUROPLUG (CEE 7/17)		H (mm)	L (mm)	(mm)	kg	W	W
0PR1PM3631055S5	0PDRPM3631055S5	1094	550	143	21,1	500	1000
0PR1PM3631355S7	0PDRPM3631355S7	1422	550	143	27,4	700	1000
0PR1PM3631655S1	0PDRPM3631655S1	1730	550	143	33	1000	1000

Technical specifications

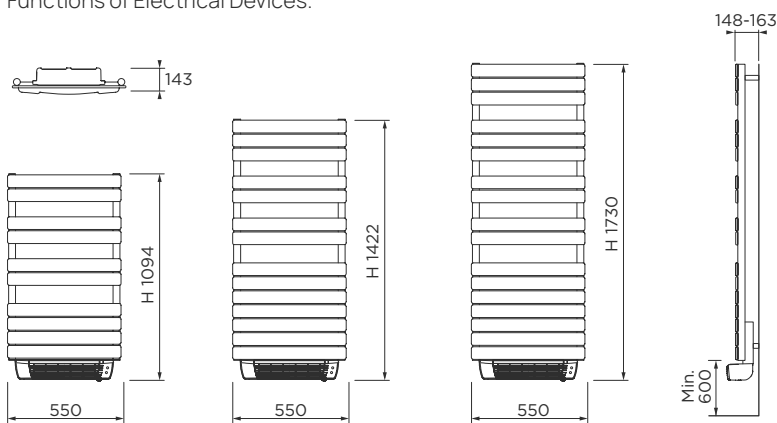
Material: Steel UNI EN 10130:2007
 Straight flat tubes
 Round diameter manifolds 38 mm
 Supported power supply: 230V AC, 50Hz
 Class 2, IP24

Functions and Operating Modes

For operating modes, please refer to the section "Modes and Functions of Electrical Devices."

Standard supply:

- anthracite digital remote control
- fixing kit
- 1200 mm black cable with plug
- 900 mm black cable without plug



Dimensions are expressed in mm



AGATA E-Flow White



Images for illustrative purposes only

Code with plug	Code without plug	Height	Width	Depth	Weight	Towel warmer power	Fan Heater power
		H (mm)	L (mm)	(mm)		W	W
OPR1TR0521160S5	OPDRTR0521160S5	1203	600	143	20,5	500	1000
OPR1TR0521460S7	OPDRTR0521460S7	1528	600	143	26,5	700	1000
OPR1TR0521760S1	OPDRTR0521760S1	1852	600	143	31,5	1000	1000

Technical specifications

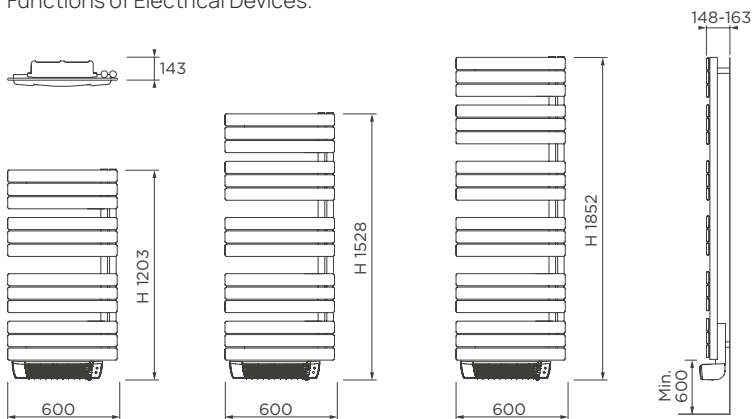
Material: Steel UNI EN 10130:2007
 Straight flat tubes
 Round diameter manifolds 38 mm
 Supported power supply: 230V AC, 50Hz
 Class 2, IP24

Standard supply:

- White digital remote control
- fixing kit
- 1200 mm white cable with plug
- 900 mm white cable without plug

Functions and Operating Modes

For operating modes, please refer to the section "Modes and Functions of Electrical Devices."



Dimensions are expressed in mm

AGATA E-Flow Anthracite



Images for illustrative purposes only

Code with plug	Code without plug	Height	Width	Depth	Weight	Towel warmer power	Fan Heater power
EUROPLUG (CEE 7/17)		H (mm)	L (mm)	(mm)	kg	W	W
0PR1TR3521160S5	0PDRTR3521160S5	1203	600	143	20,5	500	1000
0PR1TR3521460S7	0PDRTR3521460S7	1528	600	143	26,5	700	1000
0PR1TR3521760S1	0PDRTR3521760S1	1852	600	143	31,5	1000	1000

Technical specifications

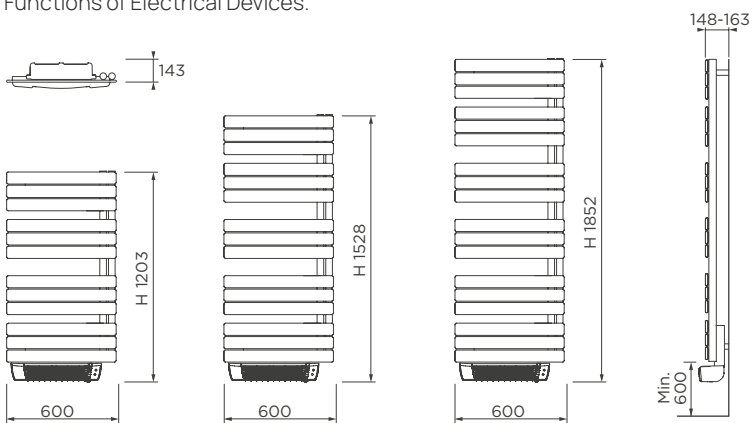
Material: Steel UNI EN 10130:2007
 Straight flat tubes
 Round diameter manifolds 38 mm
 Supported power supply: 230V AC, 50Hz
 Class 2, IP24

Functions and Operating Modes

For operating modes, please refer to the section "Modes and Functions of Electrical Devices."

Standard supply:

- anthracite digital remote control
- fixing kit
- 1200 mm black cable with plug
- 900 mm black cable without plug



Dimensions are expressed in mm



WINNER E-Flow White



Images for illustrative purposes only

Code with plug	Code without plug	Height	Width	Depth	Weight	Towel warmer power	Fan Heater power
EUROPLUG (CEE 7/17)		H (mm)	L (mm)	(mm)	kg	W	W
OSR1FO0550855S5	OSDRFO0550855S5	985	550	143	18,5	500	1000

Technical specifications

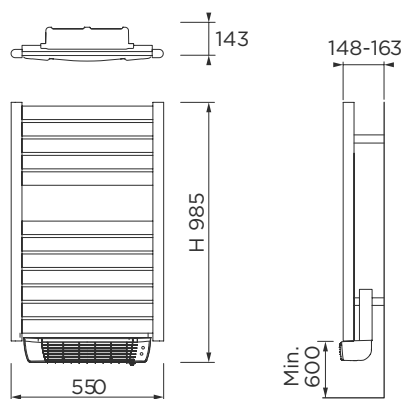
Material: Steel UNI EN 10130:2007
 Straight flat tubes
 Semi-oval manifolds: 40 x 30 mm
 Supported power supply: 230V AC, 50Hz
 Class 2, IP24

Standard supply:

- White digital remote control
- fixing kit
- 1200 mm white cable with plug
- 900 mm white cable without plug

Functions and Operating Modes

For operating modes, please refer to the section "Modes and Functions of Electrical Devices."



Dimensions are expressed in mm



WINNER E-Flow Anthracite



Images for illustrative purposes only

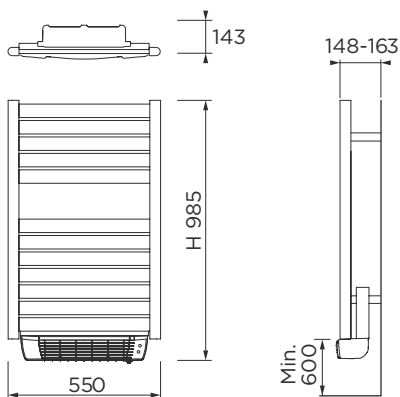
Code with plug	Code without plug	Height	Width	Depth	Weight	Towel warmer power	Fan Heater power
EUROPLUG (CEE 7/17)		H (mm)	L (mm)	(mm)	kg	W	W
OSR1FO3550855S5	OSDRFO3550855S5	985	550	143	18,5	500	1000

Technical specifications

Material: Steel UNI EN 10130:2007
 Straight flat tubes
 Semi-oval manifolds: 40 x 30 mm
 Supported power supply: 230V AC, 50Hz
 Class 2, IP24

Functions and Operating Modes

For operating modes, please refer to the section "Modes and Functions of Electrical Devices."



Dimensions are expressed in mm

Standard supply:

- anthracite digital remote control
- fixing kit
- 1200 mm black cable with plug
- 900 mm black cable without plug











Hydronic connections: accessory/product compatibility, check standard supply.

		Multicolonna	Multicolonna	Multicolonna	Plattella Linear	Towel Warmers
		Standard	Hygiene	Integrated		
	Air vent 1/2" with O-Ring 1 pc for pack Minimum order 10 pcs 6180002000	✓	✓	✓	✓	✓
	Air vent 3/8" with O-Ring 1 pc for pack Minimum order 10 pcs 550Q865200	✓	✓	✓		
	Air vent 3/4" with O-Ring 1 pc for pack Minimum order 10 pcs 550Q004000	✓	✓	✓		
	Plastic key, for air vent 611454	✓	✓	✓	✓	✓
	Blind plug 1/2" without cover To be combined with 550Q866200 1 pc for pack Minimum order 10 pcs 550Q010100	✓	✓	✓	✓	✓
	RADIATORS Cover for Blind plug 1/2" 1 pc for pack Minimum order 10 pcs 550Q866200	✓	✓	✓	✓	✓
	Blind plug 3/8" 1 pc for pack Minimum order 10 pcs 550Q865100	✓				
	Air vent 1/2" kit + Blind plug 5580008900	✓	✓	✓	✓	✓
	Connection 1/2" - 3/8" with O-Ring 611453	✓	✓	✓	✓	✓

Hydronic connections: accessory/product compatibility, check standard supply.

		Multicolonna	Multicolonna	Multicolonna	Plattella Linear	Towel Warmers
		Standard	Hygiene	Integrated		
	Blind connection (cap) painted L 1 1/4 1 pc for pack Minimum order 10 pcs 550Q114000	✓	✓			
	Blind connection (cap) painted R 1 1/4 1 pc for pack Minimum order 10 pcs 550Q214000	✓	✓			
	Painted 3/8" Left connection with gasket included 1 pc for pack Minimum order 10 pcs 550Q143800	✓	✓			
	Painted 3/8" Right connection with gasket included 1 pc for pack Minimum order 10 pcs 550Q243800	✓	✓			
	Painted 1/4" Left connection with gasket included 1 pc for pack Minimum order 10 pcs 550Q141400	✓	✓			
	Painted 1/4" Right connection with gasket included 1 pc for pack Minimum order 10 pcs 550Q241400	✓	✓			
	Painted 1/2" Left connection with gasket included 1 pc for pack Minimum order 10 pcs 550Q141200	✓	✓			
	Painted 1/2" Right connection with gasket included 1 pc for pack Minimum order 10 pcs 550Q241200	✓	✓			
	Painted 3/4" Left connection with gasket included 1 pc for pack Minimum order 10 pcs 550Q143400	✓	✓			
	Painted 3/4" Right connection with gasket included 1 pc for pack Minimum order 10 pcs 550Q243400	✓	✓			
	Painted 1" Left connection with gasket included 1 pc for pack Minimum order 10 pcs 550Q141000	✓	✓			
	Painted 1" Right connection with gasket included 1 pc for pack Minimum order 10 pcs 550Q241000	✓	✓			

Hydronic connections: accessory/product compatibility, check standard supply.

		Multicolonna	Multicolonna	Multicolonna	Plattella Linear	Towel Warmers
		Standard	Hygiene	Integrated		
	Silicone gasket for 1"1/4" connections and plugs 1 pc for pack 550Q004200	✓	✓	✓		
	1"1/4 nipple 1 pc for pack 550Q002900	✓				
	1"1/4 nipple 1 pc for pack 550Q004800		✓			
	Silicone gasket for nipple 1 pc for pack 550Q003000	✓	✓	✓		
	Ring for nipple 1 pc for pack 610Q001000		✓			
	Plastic key for assembly connections 550Q003100	✓	✓			
	Set of 4x1/2" connections with air vent and blind plug 730Q001800	✓	✓			
	Set of 4x3/8" connections with air vent and blind plug 730Q001900	✓	✓			

Hydronic connections: accessory/product compatibility, check standard supply.

		Multicolonna	Multicolonna	Multicolonna	Plattella Linear	Towel Warmers
		Standard	Hygiene	Integrated		
	Baffle with spring for two-tube systems (mounts 99) 550Q010000	✓	✓			
	Baffle with spring, hole diameter 11,5 mm 550Q009400	✓	✓			
	Baffle with spring, hole diameter 12,5 mm 550Q009500	✓	✓			
	Baffle with spring, hole diameter 14,5 mm 550Q009600	✓	✓			
	Baffle with spring, hole diameter 16,5 mm 550Q009700	✓	✓			
	Baffle with spring, hole diameter 18,5 mm 550Q009800	✓	✓			
	Baffle with spring, hole diameter 19,5 mm 550Q009900	✓	✓			

Hydronic connections: accessory/product compatibility, check standard supply.

		Multicolonna	Multicolonna	Multicolonna	Plattella Linear		Towel Warmers
		Standard	Hygiene	Integrated			
	Removable flow diverter (1/2" thread) 550Q002800	✓	✓				
	Pipe center connection valve 50mm Connections 3/4" F - 3/4"EK Straight version 5580124600			✓			
	Pipe center connection valve 50mm Connections 3/4" F - 3/4"EK Corner version 5580124500			✓			
	Mono Pipe straight Valve Set (3/4") 5580008200				C4 C6	V6 V8 ✓	
	Mono Pipe Angled Valve Set (3/4") 5580008300				C4 C6	V6 V8 ✓	
	Straight Dual-Pipe Valve Set 5580013600				C4 C6	V6 V8 ✓	
	Angled Dual-Pipe Valve Set (3/4") 5580013700				C4 C6	V6 V8 ✓	
	Straight Dual-Pipe Valve Set, with Drain Outlet (3/4") 5580103500				C4 C6	V6 V8 ✓	
	Angled Dual-Pipe Valve Set, with Drain Outlet (3/4") 5580103600				C4 C6	V6 V8 ✓	

Hydronic connections: accessory/product compatibility, check standard supply.

		Multicolonna	Multicolonna	Multicolonna	Plattella Linear		Towel Warmers
		Standard	Hygiene	Integrated			
	Chrome valve kit (pipe center connection 50mm). Dual pipe system. Left-hand flow (1/2" or 3/4" G) 5567001000	✓			C6 ✓	V6 V8	
	2 Eurocone nut 5580009500			✓			
	M30x1,5mm Adapter for thermostatable valves type Danfoss (M23,5x1,5 mm) 550S103900			✓	C4 C6	V6 V8 ✓	
	Thermostatic head (M23,5x1,5 mm) 5580104900			✓	C4 C6	V6 V8 ✓	
	Thermostatic head (M30X1,5 mm) White 550S105710	✓	✓	✓	✓	✓	✓
	Thermostatic head (M30X1,5 mm) Chrome 550S105610	✓	✓	✓	✓	✓	✓
	White thermostatic valve (adaptable) and angled lockshield valve kit Size G 1/2 - Connector for copper and plastic pipe - Ø24x19" connector 550S105110	✓	✓		✓	✓	✓
	Chrome thermostatic valve (adaptable) and angled lockshield valve kit Size G 1/2 - Connector for copper and plastic pipe - Ø24x19" connector 550S105010	✓	✓		✓	✓	✓
	Special pipe centre kit 5580128000				C4 C6	V6 V8 ✓	



Hydronic connections: accessory/product compatibility, check standard supply.

		Multicolonna	Multicolonna	Multicolonna	Plattella Linear		Towel Warmers
		Standard	Hygiene	Integrated			
	Thermostatable insert (M23x1,5 mm) 550Q212110			✓			
	Thermostatable insert (M30x1,5 mm) 5580140000				C4 C6	V6 V8 ✓	
	Thermostatable insert (presetting NN) M23x1,5 5580139900				C4 C6	V6 V8 ✓	
	3/4" x 10 mm connector for copper pipe for one e two-pipe distributor 5580010100			✓	C4 C6	V6 V8 ✓	
	3/4" x 12 mm connector for copper pipe for one e two-pipe distributor 5580010200			✓	C4 C6	V6 V8 ✓	
	3/4" x 14 mm connector for copper pipe for one e two-pipe distributor 5580010400			✓	C4 C6	V6 V8 ✓	
	3/4" x 15 mm connector for copper pipe for one e two-pipe distributor 5580010500			✓	C4 C6	V6 V8 ✓	
	3/4" x 16 mm connector for copper pipe for one e two-pipe distributor 5580010600			✓	C4 C6	V6 V8 ✓	
	3/4" x 18 mm connector for copper pipe for one e two-pipe distributor 5580010700			✓	C4 C6	V6 V8 ✓	

Hydronic connections: accessory/product compatibility, check standard supply.

		Multicolonna	Multicolonna	Multicolonna	Plattella Linear		Towel Warmers
		Standard	Hygiene	Integrated			
	Multilayer pipe connection (3/4"x18)x14/10 5580127000			✓	C4 C6	V6 V8 ✓	
	Multilayer pipe connection (3/4"x18)x16/12 5580127100			✓	C4 C6	V6 V8 ✓	
	Multilayer pipe connection (3/4"x18)x20/16 5580127200			✓	C4 C6	V6 V8 ✓	
	Copper connection 24/19 x 10 for valve and lockshield 550S300700	✓	✓		C4 C6 ✓	V6 V8	✓
	Copper connection 24/19 x 12 for valve and lockshield (2 pcs) 550S103600	✓	✓		C4 C6 ✓	V6 V8	✓
	Copper connection 24/19 x 14 for valve and lockshield 550S300900	✓	✓		C4 C6 ✓	V6 V8	✓
	Copper connection 24/19 x 15 for valve and lockshield 550S301000	✓	✓		C4 C6 ✓	V6 V8	✓
	Copper connection 24/19 x 16 for valve and lockshield 550S301100	✓	✓		C4 C6 ✓	V6 V8	✓
	Multilayer connection 24/19 x 9,5/10-14 for valve and lockshield 550S300400	✓	✓		C4 C6 ✓	V6 V8	✓
	Multilayer connection 24/19 x 11,5/12-16 for valve and lockshield 550S300500	✓	✓		C4 C6 ✓	V6 V8	✓
	Multilayer connection 24/19 x 15,5/16-20 for valve and lockshield 550S300600	✓	✓		C4 C6 ✓	V6 V8	✓

Hydronic connections: accessory/product compatibility, check standard supply.

		Multicolonna	Multicolonna	Multicolonna	Plattella Linear	Towel Warmers
		Standard	Hygiene	Integrated		
	Touch-up sticks for aesthetic White RAL 9016 552338	✓	✓	✓	✓	✓
	Nippling wrench 550Q864800	✓	✓			

Technical information for hydronic connection – hydronic Towel Warmers


Each towel warmer must be connected to the system using a valve and a lockshield valve (or an integrated valve/lockshield kit with a 50 mm center distance for radiators with central connections).

Each towel warmer must have a vent cap (always included in the packaging) at the top to allow air bleeding.


All towel warmers must be connected with supply and return pipes from the bottom; connection from the top is not each towel warmer must be connected to the system using a valve and a lockshield valve (or an integrated valve/lockshield kit with a 50 mm center distance for radiators with central connections).

Each towel warmer must be fitted with a vent cap (always included in the packaging) to allow air bleeding.

All towel warmers must be connected with supply and return pipes from the bottom; connection from the top is not allowed.



Standard connection



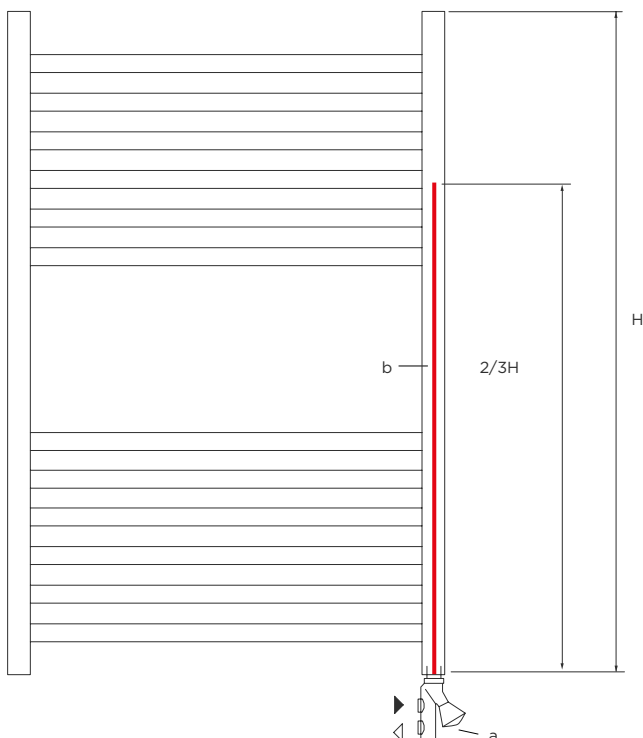
AD - Middle connection

Single pipe installation




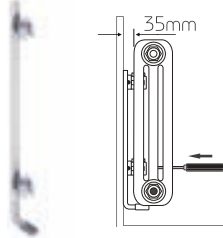
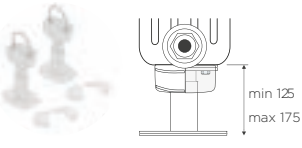
Perpendicular connections from below.

In the case of perpendicular connections for one-pipe installation, the following are required:


- a one-pipe valve (a) with an adjustable bypass;
- a probe (b) that must be inserted into the vertical manifold and reach a height equal to $\frac{2}{3}$ of the radiator height (H), to ensure the hot supply water is released sufficiently high. The one-pipe valve can be straight or angled, allowing connection either from below or from the side. If you want, I can help you further polish or format this for a manual.



Wall and floor fixing kit - MULTICOLONNA





		Multicolonna	Multicolonna	Multicolonna		
		Standard	Hygiene	Integrated		
	GBT fixing kit (2 pcs per box) including 2 N6 supports, 2 QKS covers (and dowels) and key vent					
	550Q020000 - White	✓	✓	✓		
	550Q061000 - Colored	✓	✓	✓		
	R12V shelf (2 pcs per box) To be ordered with spacer N5					
	550Q001600 - R12V bracket 50-80 for 2 columns	✓	✓	✓		
	550Q001700 - R12V bracket 80-110 for 3-4 columns	✓	✓	✓		
	550Q001800 - R12V bracket 110-150 for 5-6 columns	✓	✓	✓		
	Spacer N5 (1 pc per pack)					
	550Q000900	✓	✓	✓		
	GTX brackets (2 pcs per pack)					
	550Q040100 - H. 300 - 350	✓	✓	✓		
	550Q040200 - H. 350 - 450	✓	✓	✓		
	550Q040300 - H. 500	✓	✓	✓		
	550Q040400 - H. 750 - 1000	✓	✓	✓		
	Foot PGT60 with foot cover (2 pcs per pack)					
	550Q003600 - White	✓	✓	✓		

Note




Wall fixing kit - PLATTELLA

For fixing measurements and dimensions, refer to the wall fixing kit Information page - PLATTELLA

		C4 Compact			
		11	21	22	33
 <p>For versions with L < 1600 mm</p>	GB1 brackets (2 pcs per box) Including screws, dowels, vent and Blind plug				
	5580080500 - H. 300	✓	✓	✓	✓
	5580080600 - H. 400	✓	✓	✓	✓
	5580080700 - H. 500	✓	✓	✓	✓
	5580080800 - H. 600	✓	✓	✓	✓
	5580081000 - H. 900	✓	✓	✓	✓
	5580107900 - H. 1400				
	5580108000 - H. 1600				
	5580108100 - H. 1800				
	5580108200 - H. 2000				
	5580108300 - H. 2200				
5580108500 - H. 2400					
 <p>For versions with L < 1600 mm</p>	GB1 brackets (3 pcs per box) Including screws, dowels, vent and Blind plug				
	5580081100 - H. 300	✓	✓	✓	✓
	5580081200 - H. 400	✓	✓	✓	✓
	5580081300 - H. 500	✓	✓	✓	✓
	5580081400 - H. 600	✓	✓	✓	✓
5580081600 - H. 900	✓	✓	✓	✓	
 <p>1 kit with L < 1600 mm, 2 kit with L > 1600 mm *1 kit per product</p>	D3 with NS spacers (2 pcs per pack) Distance from wall : 32 MM				
	552919 H. 300/400/500/600/900	✓	✓	✓	✓
 <p>1 kit with L < 1600 mm, 2 kit with L > 1600 mm</p>	D30 with NS spacers (2 pcs for pack) Distance from wall : 45 MM				
	5580005300 H. 300/400/500/600/900				

Wall fixing kit - PLATTELLA





For fixing measurements and dimensions, refer to the wall fixing kit Information page - PLATTELLA

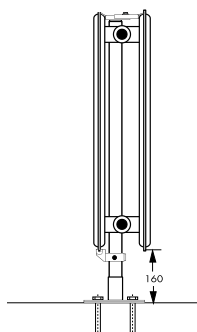
		C4 Compact			
		11	21	22	33
	F7 brackets (2 pcs per box) Includes: blind plugs, air vent, screws and wall plugs				
	5580142900 - H. 300				
	5580143000 - H. 400				
	5580143100 - H. 500				
	5580143200 - H. 600				
	5580143400 - H. 900				

Wall fixing kit - PLATTELLA

V6L				V6C				V8				C4 Hygiene			V6 Hygiene			C6 Vertical				
11	21	22	33	11	21	22	33	11	21	22	33	10	20	30	10	20	30	10	20	21	22	
	✓	✓	✓		✓	✓	✓		✓	✓	✓					✓	✓					
	✓	✓	✓		✓	✓	✓		✓	✓	✓					✓	✓					
	✓	✓	✓		✓	✓	✓		✓	✓	✓					✓	✓					
	✓	✓	✓		✓	✓	✓		✓	✓	✓					✓	✓					
	✓	✓	✓		✓	✓	✓		✓	✓	✓					✓	✓					

Floor fixing kit - PLATTELLA

		C4 Compact			
		11	21	22	33
	Kit QN1				
	5580005700			✓	✓
	QT tube				
	552309 - H. 300			✓	✓
	552310 - H. 400			✓	✓
	552311 - H. 500			✓	✓
	552312 - H. 600			✓	✓
	552313 - H. 900			✓	✓
	QB base for QT tube				
	552314			✓	✓
	Cover QK				
	552315			✓	✓







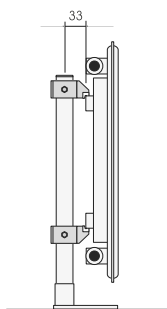
QT kit with QN1

Floor fixing kit - PLATTELLA

V6L				V6C				V8				C4 Hygiene			V6 Hygiene			C6 Vertical			
11	21	22	33	11	21	22	33	11	21	22	33	10	20	30	10	20	30	10	20	21	22
		✓	✓							✓	✓		✓	✓		✓	✓				
		✓	✓							✓	✓		✓	✓		✓	✓				
		✓	✓							✓	✓		✓	✓		✓	✓				
		✓	✓							✓	✓		✓	✓		✓	✓				
		✓	✓							✓	✓		✓	✓		✓	✓				
		✓	✓							✓	✓		✓	✓		✓	✓				
		✓	✓							✓	✓		✓	✓		✓	✓				

Floor fixing kit - PLATTELLA

		C4 Compact			
		11	21	22	33
	Kit QE				
	552317	✓	✓	✓	
	QT tube				
	552309 - H. 300	✓	✓	✓	
	552310 - H. 400	✓	✓	✓	
	552311 - H. 500	✓	✓	✓	
	552312 - H. 600	✓	✓	✓	
	552313 - H. 900	✓	✓	✓	
	QBX base for QT tube				
	550Q000200	✓	✓	✓	
	Cover QKX				
	550Q000300	✓	✓	✓	






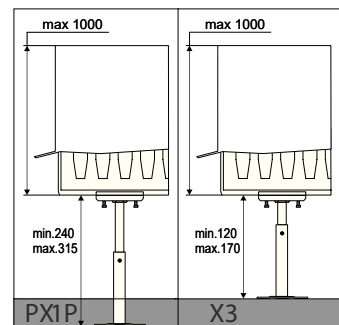
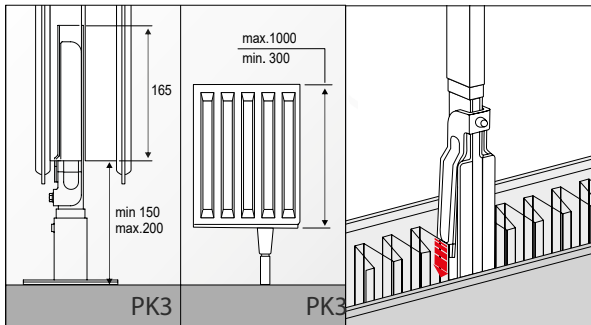
QT kit with QE

Floor fixing kit - PLATTELLA

V6L				V6C				V8				C4 Hygiene			V6 Hygiene			C6 Vertical			
11	21	22	33	11	21	22	33	11	21	22	33	10	20	30	10	20	30	10	20	21	22
✓				✓				✓				✓	✓		✓	✓					
✓				✓				✓				✓	✓		✓	✓					
✓				✓				✓				✓	✓		✓	✓					
✓				✓				✓				✓	✓		✓	✓					
✓				✓				✓				✓	✓		✓	✓					
✓				✓				✓				✓	✓		✓	✓					
✓				✓				✓				✓	✓		✓	✓					

Floor fixing kit - PLATTELLA

		C4 Compact			
		11	21	22	33
	Kit 2 adjustable feet PK3 + Base cover QKF H. adjustable floor 150 - 200 mm				
	5580103300	✓	✓	✓	✓
	Kit 2 adjustable feet PX1 + Base cover QKF H. adjustable floor 240 - 315 mm				
	5580124750			✓	✓
	Kit 2 adjustable feet PX3 + Base cover QKF H. adjustable floor 120 - 170 mm				
	5580124700			✓	✓

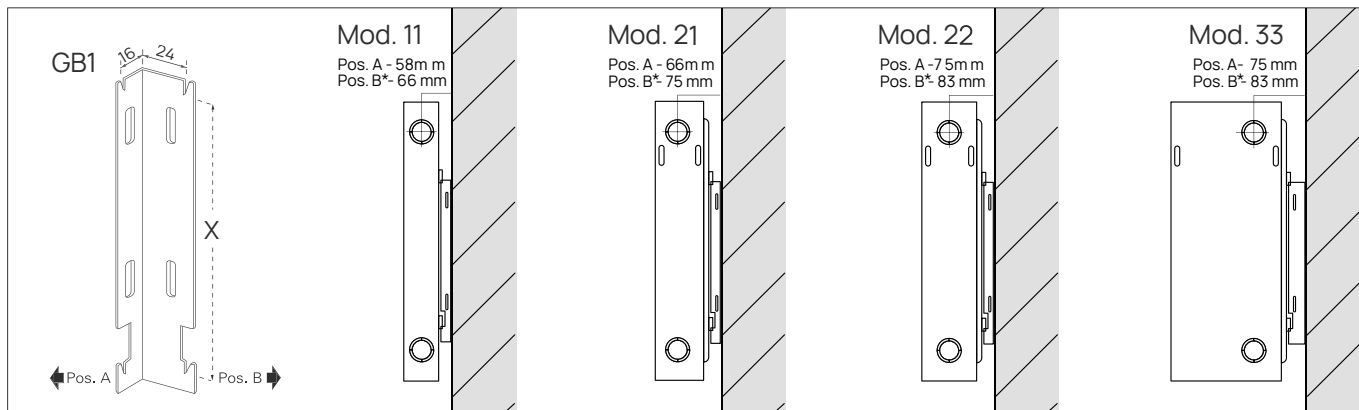


Floor fixing kit - PLATTELLA

V6L				V6C				V8				C4 Igiene			V6 Igiene			C6 Vertical				
11	21	22	33	11	21	22	33	11	21	22	33	10	20	30	10	20	30	10	20	21	22	
✓	✓	✓	✓					✓	✓	✓	✓											
	✓	✓	✓						✓	✓	✓		✓	✓		✓	✓					
	✓	✓	✓						✓	✓	✓		✓	✓		✓	✓					

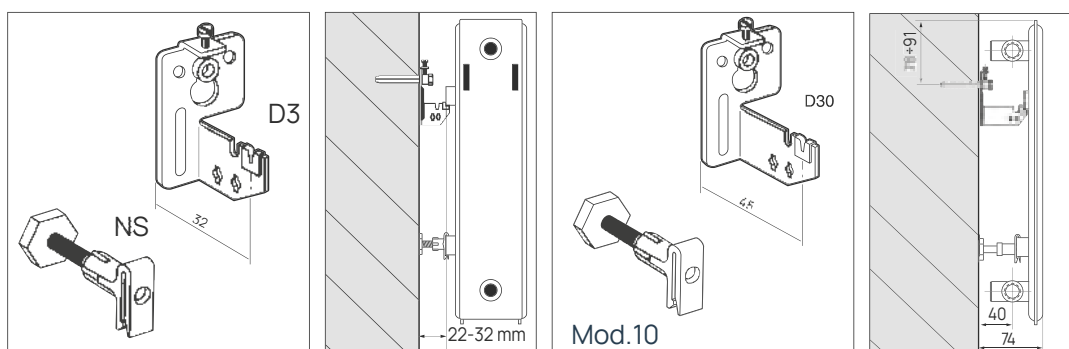
Wall fixing kit information - PLATTELLA

GB1 brackets

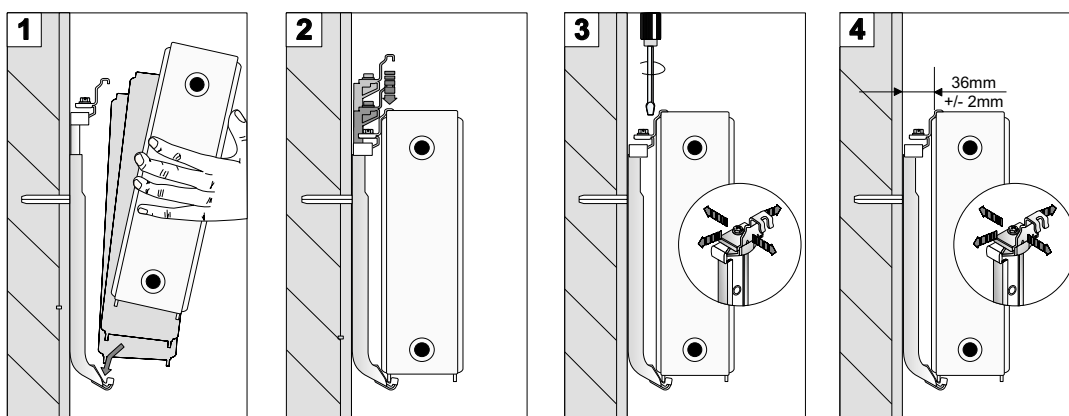


* Contact customer service


D3 - D30 brackets



F7 brackets







Note




Wall fixing kit - LINEAR

For fixing measurements and dimensions, refer to the wall fixing kit Information page - LINEAR

		C4 Compact				
		11	20	21	22	33
 <p>For versions with L < 1600 mm</p>	GB1 brackets(2 pcs for pack) Includes screws, wall plugs, air vent, and Blind plug					
	5580080500 - H. 300	✓	✓	✓	✓	✓
	5580080600 - H. 400	✓	✓	✓	✓	✓
	5580080700 - H. 500	✓	✓	✓	✓	✓
	5580080800 - H. 600	✓	✓	✓	✓	✓
	5580081000 - H. 900	✓	✓	✓	✓	✓
	5580107900 - H. 1400					
	5580108000 - H. 1600					
	5580108100 - H. 1800					
	5580108200 - H. 2000					
	5580108300 - H. 2200					
5580108500 - H. 2400						
 <p>For versions with L > 1600 mm</p>	GB1 brackets(3 pcs for pack) Including screws, dowels, vent and Blind plug					
	5580081100 - H. 300	✓	✓	✓	✓	✓
	5580081200 - H. 400	✓	✓	✓	✓	✓
	5580081300 - H. 500	✓	✓	✓	✓	✓
	5580081400 - H. 600	✓	✓	✓	✓	✓
5580081600 - H. 900	✓	✓	✓	✓	✓	
 <p>1 kit with L < 1600 mm, 2 kit with L > 1600 mm *1 kit for prodotto</p>	D3 with NS spacers (2 pcs per pack) Distance from wall : 32 MM					
	552919 H. 300/400/500/600/900	✓	✓	✓	✓	✓
 <p>1 kit with L < 1600 mm, 2 kit with L > 1600 mm</p>	D30 with NS spacers (2 pcs for pack) Distance from wall : 45 MM					
	5580005300 H. 300/400/500/600/900					

Wall fixing kit - LINEAR





For fixing measurements and dimensions, refer to the wall fixing kit Information page - LINEAR

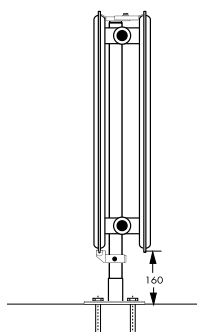
		C4 Compact				
		11	20	21	22	33
	F7 brackets (2 pcs for pack) Includes: blind plugs, air vent, screws and wall plugs					
	5580142900 - H. 300					
	5580143000 - H. 400					
	5580143100 - H. 500					
	5580143200 - H. 600					
	5580143400 - H. 900					

Wall fixing kit -LINEAR

V6L					V6C				V8				C4 Hygiene			V6 Hygiene			C6 Vertical			
11	20	21	22	33	11	21	22	33	11	21	22	33	10	20	30	10	20	30	10	20	21	22
	✓	✓	✓	✓		✓	✓	✓		✓	✓	✓					✓	✓				
	✓	✓	✓	✓		✓	✓	✓		✓	✓	✓					✓	✓				
	✓	✓	✓	✓		✓	✓	✓		✓	✓	✓					✓	✓				
	✓	✓	✓	✓		✓	✓	✓		✓	✓	✓					✓	✓				
	✓	✓	✓	✓		✓	✓	✓		✓	✓	✓					✓	✓				

Floor fixing kit - LINEAR

		C4 Compact				
		11	20	21	22	33
	Kit QN1					
	5580005700				✓	✓
	QT tube					
	552309 - H. 300				✓	✓
	552310 - H. 400				✓	✓
	552311 - H. 500				✓	✓
	552312 - H. 600				✓	✓
	552313 - H. 900				✓	✓
	QB base for QT tube					
	552314				✓	✓
	Cover QK					
	552315				✓	✓







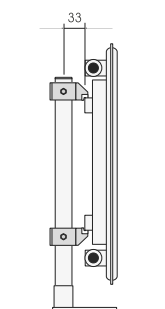
QT kit with QN1

Floor fixing kit -LINEAR

V6L					V6C				V8				C4 Hygiene			V6 Hygiene			C6 Vertical				
11	20	21	22	33	11	21	22	33	11	21	22	33	10	20	30	10	20	30	10	20	21	22	
			✓	✓							✓	✓		✓	✓		✓	✓					
			✓	✓							✓	✓		✓	✓		✓	✓					
			✓	✓							✓	✓		✓	✓		✓	✓					
			✓	✓							✓	✓		✓	✓		✓	✓					
			✓	✓							✓	✓		✓	✓		✓	✓					
			✓	✓							✓	✓		✓	✓		✓	✓					
			✓	✓							✓	✓		✓	✓		✓	✓					
			✓	✓							✓	✓		✓	✓		✓	✓					

Floor fixing kit - LINEAR

		C4 Compact				
		11	20	21	22	33
	Kit QE					
	552317	✓	✓	✓	✓	
	QT tube					
	552309 - H. 300	✓	✓	✓	✓	
	552310 - H. 400	✓	✓	✓	✓	
	552311 - H. 500	✓	✓	✓	✓	
	552312 - H. 600	✓	✓	✓	✓	
	552313 - H. 900	✓	✓	✓	✓	
	QBX base for QT tube					
	550Q000200	✓	✓	✓	✓	
	Cover QKX					
	550Q000300	✓	✓	✓	✓	




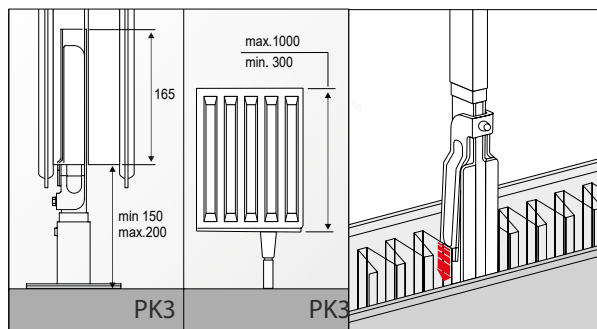
QT kit with QE

Floor fixing kit -LINEAR

V6L					V6C				V8				C4 Hygiene			V6 Hygiene			C6 Vertical					
11	20	21	22	33	11	21	22	33	11	21	22	33	10	20	30	10	20	30	10	20	21	22		
✓					✓				✓				✓	✓		✓	✓							
✓					✓				✓				✓	✓		✓	✓							
✓					✓				✓				✓	✓		✓	✓							
✓					✓				✓				✓	✓		✓	✓							
✓					✓				✓				✓	✓		✓	✓							
✓					✓				✓				✓	✓		✓	✓							
✓					✓				✓				✓	✓		✓	✓							

Floor fixing kit - LINEAR

		C4 Compact				
		11	20	21	22	33
	Kit 2 adjustable feet PK3 + Base cover QKF H. adjustable floor 150 - 200 mm					
	5580103300	✓	✓	✓	✓	✓

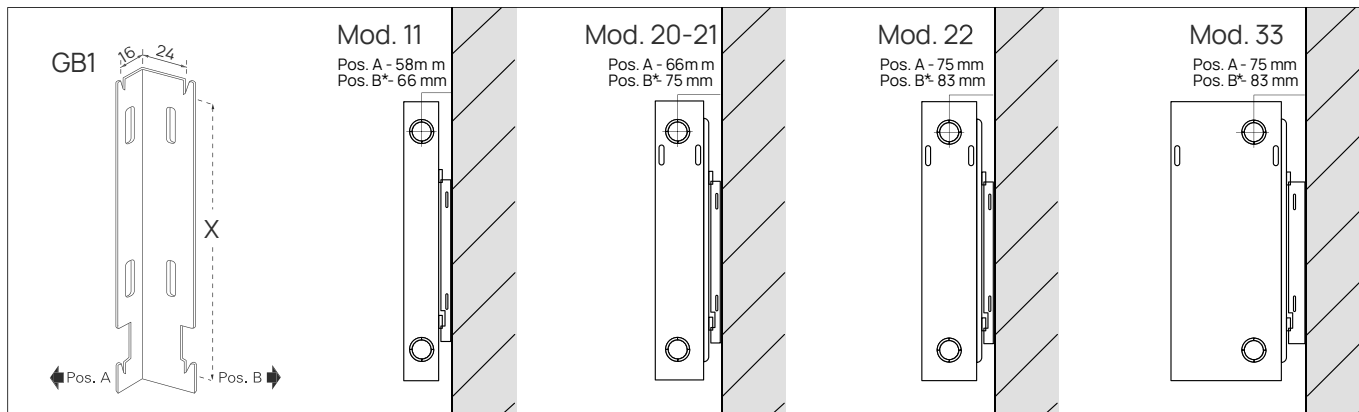


Floor fixing kit -LINEAR

V6L					V6C				V8				C4 Hygiene			V6 Hygiene			C6 Vertical				
11	20	21	22	33	11	21	22	33	11	21	22	33	10	20	30	10	20	30	10	20	21	22	
✓	✓	✓	✓	✓					✓	✓	✓	✓											

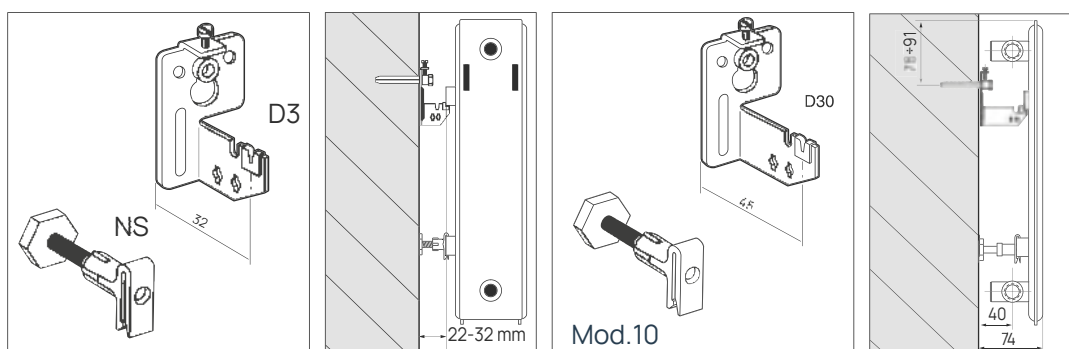
Wall fixing kit information - LINEAR

GB1 brackets

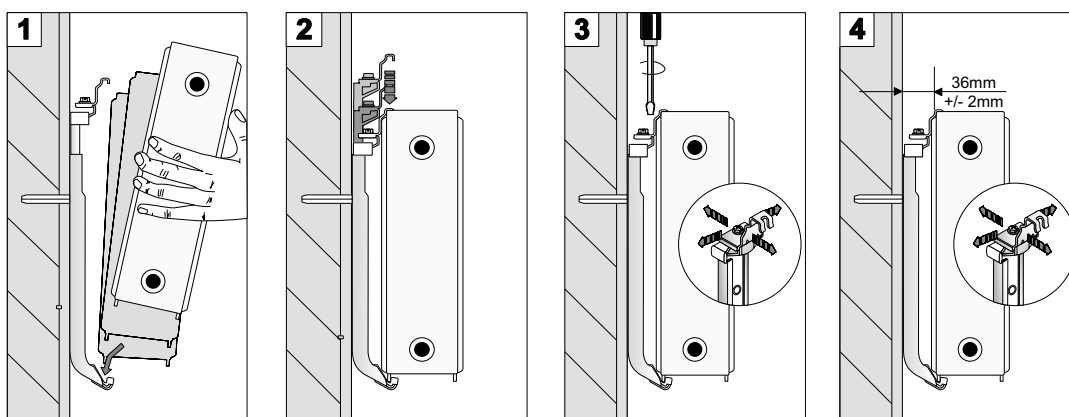


* Contact customer service


D3 - D30 brackets



F7 brackets



Note



Fixing kit – HYDRONIC AND ELECTRIC TOWEL WARMERS

		Fantasia	Fantasia Digital and On/Off	Fantasia Dry	Unique	Cortina	Quarzo
	Kit 3 Brackets included in the packaging						
	550S012000 - White					✓	
	Kit 4 Brackets included in the packaging						
	550S019300 - White	✓					
	550S007310 - Anthracite	✓	✓				
	550S019400 - Chrome	✓	✓				
	Kit 4 Brackets included in the packaging						
	550S022700 - White			✓			
	Kit 4 Brackets included in the packaging						
	550S023000 - White				✓		
	550S023100 - Chrome				✓		
	Kit 4 Brackets included in the packaging						
	550S023300 - White						✓
	550S023400 - Chrome						✓
	Kit 4 Brackets included in the packaging						
	550S005900 - White						
	550S005950 - Chrome						
	Kit 4 Brackets included in the packaging						
	550S004600 - White						
	550S005000 - Chrome						
	Kit 3 Brackets included in the packaging						
	550S003200 - White						
	Kit 3 Brackets included in the packaging						
	550S023000 - White						
	550S023100 - Chrome						
	Kit 3 Brackets included in the packaging						
	550S020310 - White		✓				
	Kit 4 Brackets included in the packaging						
	550S407200 - White						
	550S407300 - Anthracite						





Fixing kit - HYDRONIC AND ELECTRIC TOWEL WARMERS

Cobalto	Agata	Iridio	Cosy	Loop	Shade	Slash	Winner	String	Duca
						✓			
✓	✓								
✓	✓								
		✓	✓						
		✓	✓						
							✓		
				✓		✓		✓	
				✓		✓		✓	
									✓
									✓



For hydronic models, the package also includes a 1/2" air vent.

Fixing kit - DESIGN



For hydronic models, the package also includes a 1/2" air vent.

		Stream	Mirò 10	Mirò 20
	Kit 4 Brackets included in the packaging			
	99AT0095 - White		✓	
	550S002100 - Chrome		✓	
	Kit 4 Brackets included in the packaging			
	550S009700 - White			✓
	550S009800 - Anthracite			✓
	Kit 4 Brackets included in the packaging			
	99AT0039 - White			
	Kit 4 Brackets included in the packaging			
	550S023000 - White	✓		
	550S023100 - Chrome	✓		


Fixing kit - ELECTRIC RADIATORS

		Rayo	Cloud	Nube	Smooth	Alu simple <i>PLUS</i> Fluid	Pegaso	Alyne
	Kit included in the packaging							
	550S023200	✓						
	Kit included in the packaging This fixing 6025222200 4 pcs Fixing kit							
	5525200182 1pz			✓				
	Kit included in the packaging							
	550Q050100 - White				✓			
	550Q040700 - Anthracite				✓			
	Kit included in the packaging							
	5525210001 - White							✓
	Kit included in the packaging for 700, 1000, 1500, 1800 w							
	5525210001 - White					✓		
	5525200072 - Zincate					✓		
	Kit included in the packaging for 1000, 1500, 2000 w							
	5525200190 - 1000W		✓				✓	
	5525200192 - 1500W		✓					
	5525200204 - 2000W		✓					
	5525200192 - 1500W/2000W						✓	

Fixing kit - E-FLOW

		Elegance	Cobalto	Agata	Winner
	Kit 4 Brackets included in the packaging				
	550S010400 - White	✓			
	550S013901 - Anthracite	✓			
	Kit 4 Brackets included in the packaging				
	550S007600 - White		✓	✓	✓
	550S007700 - Anthracite		✓	✓	✓
	550S007650 - Chrome		✓		



Note



Accessories- HYDRONIC AND ELECTRIC TOWEL WARMERS

		Fantasia	Fantasia Digital and ON/OFF	Fantasia Dry	Unique	Cortina	Duca
	Clothes rack - 2 pieces						
	5567011610 - White	✓	✓	✓			
	5567011600 - Chrome	✓	✓	✓			
	Towel holder						
	550S099100 - White L. 400	✓	✓	✓			
	99CT00739 - Chrome L. 400	✓	✓	✓			
	Towel holder						
	99CT00757 - White L. 600	✓	✓	✓			
	99CT00758 - Chrome L. 600	✓	✓	✓			
	Towel holder						
	550S099300 - White 3 PIECES	✓	✓	✓			
	550S099200 - Anthracite 2 PIECES	✓	✓	✓			
	550S099400 - Anthracite 3 PIECES	✓	✓	✓			


Hydronic/Electric conversion kit – HYDRONIC TOWEL WARMERS

	Heating element with digital thermostat - Class 2 - with CEE 7/17 plug		Heating element with digital thermostat - Class 2 - without plug
	550S206000 - Anthracite 300 Watt		550S203500 - Anthracite 300 Watt
	550S206100 - Anthracite 400 Watt		550S203600 - Anthracite 400 Watt
	550S206200 - Anthracite 500 Watt		550S203700 - Anthracite 500 Watt
	550S206300 - Anthracite 600 Watt		550S203800 - Anthracite 600 Watt
	550S206400 - Anthracite 700 Watt		550S203900 - Anthracite 700 Watt
	550S206500 - Anthracite 750 Watt		550S204000 - Anthracite 750 Watt
	550S206600 - Anthracite 900 Watt		550S204100 - Anthracite 900 Watt
	550S206700 - Anthracite 1000 Watt		550S204200 - Anthracite 1000 Watt
	550S206800 - Anthracite 1250 Watt		550S204300 - Anthracite 1250 Watt
Image for illustrative purposes			
	Heating element with digital thermostat - Class 2 - with CEE 7/17 plug		Heating element with digital thermostat - Class 2 - without plug
	550S205300 - Chrome 300 Watt		550S202800 - Chrome 300 Watt
	550S205400 - Chrome 400 Watt		550S202900 - Chrome 400 Watt
	550S205500 - Chrome 500 Watt		550S203000 - Chrome 500 Watt
	550S205600 - Chrome 600 Watt		550S203100 - Chrome 600 Watt
	550S205700 - Chrome 700 Watt		550S203200 - Chrome 700 Watt
	550S205800 - Chrome 1000 Watt		550S203300 - Chrome 1000 Watt
	550S205900 - Chrome 1250 Watt		550S203400 - Chrome 1250 Watt
Image for illustrative purposes			

Accessories- HYDRONIC AND ELECTRIC TOWEL WARMERS

Quarzo	Cobalto	Agata	Iridio	Cosy	Loop	Shade	Slash	Winner	String
			✓	✓					
			✓	✓					
			✓	✓					
			✓	✓					
			✓	✓					
			✓	✓					
			✓	✓					
			✓	✓					
	✓	✓	✓	✓					
	✓	✓	✓	✓					
	✓	✓	✓	✓					

Hydronic/Electric conversion kit - HYDRONIC TOWEL WARMERS

 <p>Image for illustrative purposes</p>	Heating element with digital thermostat - Class 2 - with CEE 7/17 plug	Heating element with digital thermostat - Class 2 - without plug
	550S204400 - White 300 Watt	550S201900 - White 300 Watt
	550S204500 - White 400 Watt	550S202000 - White 400 Watt
	550S204600 - White 500 Watt	550S202100 - White 500 Watt
	550S204700 - White 600 Watt	550S202200 - White 600 Watt
	550S204800 - White 700 Watt	550S202300 - White 700 Watt
	550S204900 - White 750 Watt	550S202400 - White 750 Watt
	550S205000 - White 900 Watt	550S202500 - White 900 Watt
	550S205100 - White 1000 Watt	550S202600 - White 1000 Watt
	550S205200 - White 1250 Watt	550S202700 - White 1250 Watt
T fittings		
99CT006 - White		
99CT005 - Chrome		

Spare parts

To request spare parts, you can contact the following email address: info.dlr@radiators-spa.it.

Electrical Devices - Radiator with T-Piece Kit

The T-piece features a 1/2" threaded connection and must be connected to the radiator valve (supply side). The lockshield valve must be installed on the opposite side of the radiator, as illustrated in the diagram. This configuration ensures that the radiator remains connected to the building's central heating system and can operate using either the system's hot water or the electric heating element included in the kit.

Important Notes for Installing the Electric Heating Kit.

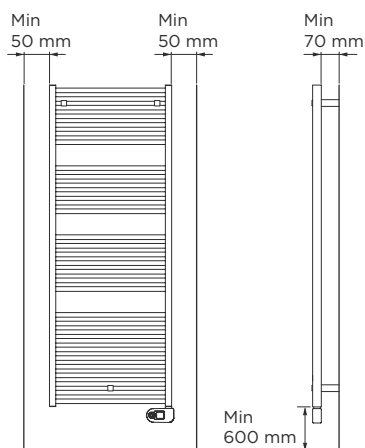
When installing the electrification kit, the following conditions must be met:

Minimum clearances required:

- 600mm from the floor to the thermostat (recommended);
- 50 mm minimum between the radiator and adjacent lateral walls;
- 50-70 mm between the back of the radiator and the wall.

Prohibited installation zones:

- Volume 1 of the bathroom;
- Volume 2, if the control panel is accessible to the person



using the shower or bathtub.

Additional installation requirements:

- Do not install the radiator directly beneath a power outlet;
- Ensure that no pipes or cables are damaged during installation;

The thermostat must not face upward.

Electrical connection guidelines:

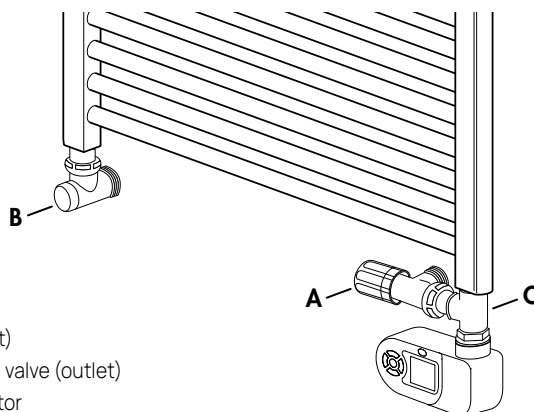
Wiring must respect the following color codes:

- Brown = Live (L)
- Blue or Grey = Neutral (N)
- Black = Pilot wire (if applicable)

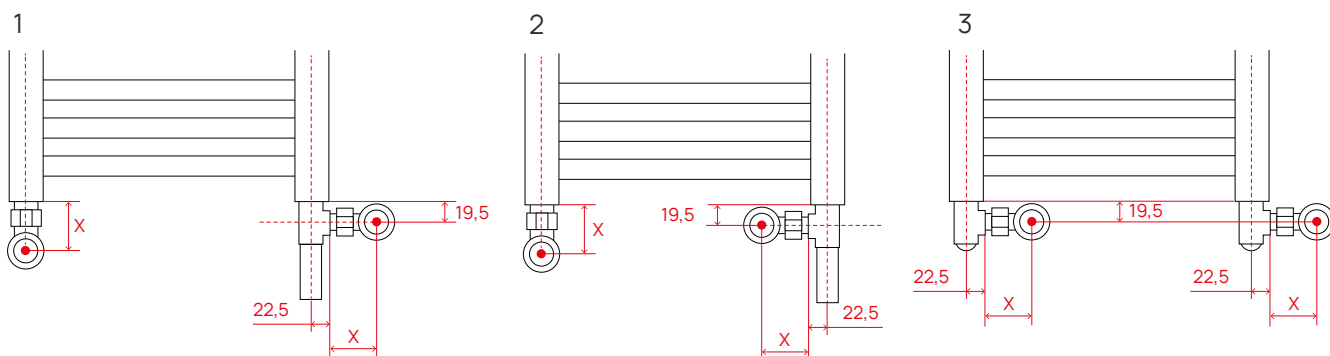
If the electrical system does not support a pilot wire, the black wire must be cut and insulated, and must never be connected to earth.

The power connection must be positioned at least 250 mm above floor level.

Refer to the additional installation instructions for Electric Radiators and Fan Heaters provided in the kit.



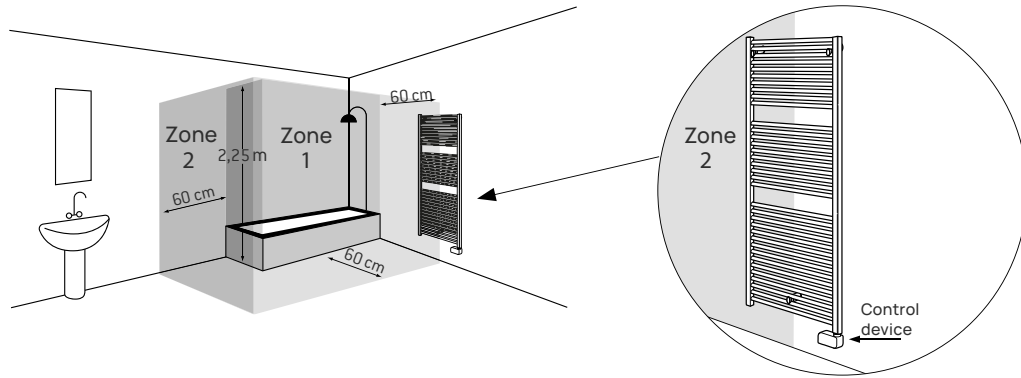
A Valve (inlet)
B Lockshield valve (outlet)
C T-connector



Dimension X (for lockshields and valves in this range) is 45 mm.

In installation modes 1 and 2 (see diagram), the mounting point of the valve is positioned at a different height than that of the lockshield and is also laterally offset, either inward or outward. This results in a variation in the center-to-center distance between the two mounting points. In installation mode 3, the heights of both connection points are aligned, and the center distance remains unchanged. However, the entire centerline is laterally shifted (either to the right or left) by 22.5 + X mm, which equals 67.5 mm when using accessories from the RADIATORS range. If both the lockshield and valve are installed either inside or outside the manifolds, the center distance is modified by $\pm(45 + 2X)$ mm, resulting in a total variation of 135 mm when using RADIATORS range accessories.

Installation



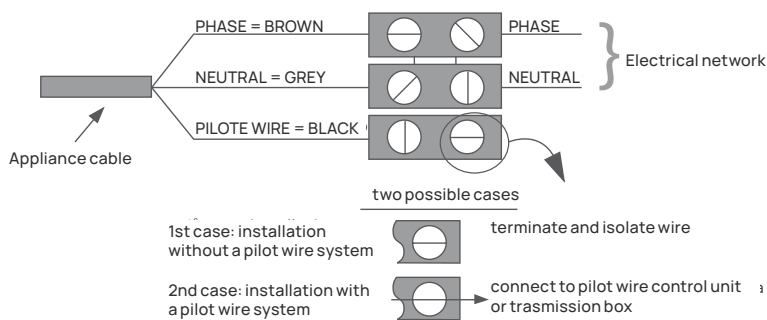
Warnings for Electrical Connection

Ensure that the power supply line is equipped with a device that allows the appliance to be completely disconnected from the mains power, including the Pilot Wire, if present, in compliance with current regulations.

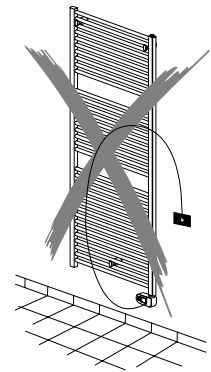
When installed in bathrooms, the electrical supply must be protected by a high-sensitivity Residual Current Device (RCD) with a rated residual operating current of 30 mA. Both the power supply line and the Pilot Wire control unit must be protected by the same RCD. The electrical connection must be made inside a suitable junction box.

In humid environments (e.g. kitchens, bathrooms), the connection point must be located at least 250 mm above floor level. Always follow the wiring diagram shown in Figure 1 (appliance supplied without a plug). If the Pilot Wire is not connected to a control or programming unit, it must be properly terminated and insulated.

Never connect the Pilot Wire to earth (ground). Under no circumstances should the power cable come into contact with the surface of the appliance (see Figure 2)



1



2

Operating modes and features of electric devices

		Fantasia	Fantasia Digital and On/Off	Fantasia Dry	Cobalto	Agata	Iridio	Duca	Winner	Rayo
	WI-FI	-	-	-	-	-	-	-	-	-
	Energy Consumption Monitoring	-	-	-	-	-	-	-	-	-
	2h Boost Mode	✓	-	-	✓	✓	✓	-	✓	-
	Child Safety Lock	✓	-	-	✓	✓	✓	-	✓	-
	Vacation Mode	✓	-	-	✓	✓	✓	-	✓	-
	Open Window Detection	✓	-	✓	✓	✓	✓	✓	✓	-
	ASC	✓	-	-	✓	✓	✓	-	✓	-
	Keypad Lock	✓	-	-	✓	✓	✓	✓	✓	-
	Behavioral Indicator	✓	-	-	✓	✓	✓	-	✓	-
	Instant Power Display	✓	-	-	✓	✓	✓	-	✓	-
	Fan	-	-	-	-	-	-	-	-	-
	Cycle Mode	-	-	-	-	-	-	-	-	-
	Remote Control Operation	-	-	-	-	-	-	-	-	-
	Standby	✓	-	✓	✓	✓	✓	✓	✓	-
	Pilot Wire	✓	-	✓	✓	✓	✓	✓	✓	-
	Comfort Mode	✓	-	✓	✓	✓	✓	✓	✓	-
	Schedule Mode	✓	-	✓	✓	✓	✓	✓	✓	-
	Night/Eco Mode	✓	-	✓	✓	✓	✓	-	✓	-
	Frost Protection	✓	-	✓	✓	✓	✓	✓	✓	-
	Energy Saving	✓	-	-	✓	✓	✓	✓	✓	-

Operating modes and features of electric devices

		Cloud	Nube	Smooth	Alu Simple PLUS Fluide	Pegaso	Alyne Fluid	Elegance E-Flow	Cobalto E-Flow	Agata E-Flow	Winner E-Flow
	WI-FI	-	-	-	-	✓	-	-	-	-	-
	Energy Consumption Monitoring	-	-	-	-	✓	-	-	-	-	-
	2h Boost Mode	-	✓	✓	✓	-	✓	✓	✓	✓	✓
	Child Safety Lock	✓	✓	✓	✓	-	✓	✓	✓	✓	✓
	Vacation Mode	-	✓	-	-	-	✓	-	-	-	-
	Open Window Detection	✓	✓	✓	✓	✓	✓	✓	✓	✓	✓
	ASC	✓	✓	✓	-	✓	✓	-	-	-	--
	Keypad Lock	✓	✓	✓	✓	✓	✓	✓	✓	✓	✓
	Behavioral Indicator	-	-	-	-	-	-	-	-	-	-
	Instant Power Display	-	-	-	-	-	-	-	-	-	-
	Fan	-	-	-	-	-	-	✓	✓	✓	✓
	Cycle Mode	-	-	-	-	-	-	✓	✓	✓	✓
	Remote Control Operation	-	-	✓	✓	-	-	✓	✓	✓	✓
	Standby	✓	✓	✓	✓	✓	✓	✓	✓	✓	✓
	Pilot Wire	✓	✓	✓	✓	✓	✓	✓	✓	✓	✓
	Comfort Mode	✓	✓	✓	✓	✓	✓	✓	✓	✓	✓
	Schedule Mode	✓	✓	✓	✓	✓	✓	✓	✓	✓	✓
	Night/Eco Mode	✓	✓	✓	✓	✓	✓	✓	✓	✓	✓
	Frost Protection	✓	✓	✓	✓	✓	✓	✓	✓	✓	✓
	Energy Saving	-	✓	✓	✓	-	-	-	-	-	-

Operating modes and features of electric devices



WI-FI

Radiators equipped with the RADIATORS connect system allow for simple and intuitive management. Using the dedicated app, you can set on/off times, adjust the desired temperature, and create custom daily or weekly programs to optimize comfort and energy efficiency.



Energy Consumption Monitoring

Radiators with consumption monitoring allow precise control of energy usage. By analyzing data, users can evaluate energy consumption over time. This feature enhances heating efficiency and supports sustainable home energy management.



ASC

This function detects the room's thermal inertia to reach the set temperature and pre-activates the radiator to ensure that the Comfort temperature is reached at the desired time.



2h Boost Mode

The radiator heats at maximum power for two hours, overriding the previously set temperature. After two hours, the 2h Boost Mode automatically deactivates, and the unit returns to its previously selected operating mode.



Keypad Lock

You can lock the control panel to prevent accidental changes.



Standby Mode

In Standby Mode, the display shows the icon, time, and day of the week. All modes, including Pilot Wire, are suspended, but the unit remains powered and ready to receive commands.



Pilot Wire

Temperature is controlled via Pilot Wire commands.



Comfort Mode

The Comfort temperature corresponds to the user-defined desired temperature.



Open Window Detection

The Open Window function allows the unit to detect when a window near the towel radiator is opened (e.g., during cleaning) and switch to Frost Protection Mode, preventing unnecessary heating and reducing energy waste. When the window is closed, the unit automatically returns to the previously active mode.



Child Safety Mode

When Child Safety Mode is activated, the surface temperature of the unit is reduced compared to normal operation (e.g., in Comfort or Night/Eco modes) to lower the risk of burns from brief, accidental contact.



Cycle Mode

The radiator heats at maximum power for 60 minutes, overriding the current temperature setting.



Night/Eco Mode

Maintains a comfortable temperature with reduced energy consumption.



Frost Protection

In Frost Protection Mode, the minimum temperature is set to 7°C. The unit activates automatically if the ambient temperature drops below 7°C.



Energy Saving

Designed to reduce energy consumption when the room is unoccupied. Temperature is set to 17°C.



Vacation Mode

If you're away from home for a set number of days, you can activate Vacation Mode, which keeps the unit in Frost Protection Mode during your absence and automatically switches back to the previously selected mode at the end of the preset period.



Behavioral Indicator

This feature lets you verify whether the set temperature is in line with recommended values to avoid waste and reduce energy consumption.



Instant Power Indicator

The instant power icon visually displays the radiator's current power usage each segment represents 20% of total power.



Fan

The fan heats for 15, 30, 45, or 60 minutes, independently of the previously set temperature.



Schedule Mode

Allows the selection of preset thermostat programs or a custom schedule.

The custom option supports daily and weekly programming with two temperature levels: Comfort and Night/Eco.

Formula for calculating thermal output with different ΔT for hydronic products

In the catalogue, the thermal output is indicated in Watts according to the EN442-2 standard. Normally, the operating temperatures correspond to a heat output at $\Delta T = 50^\circ\text{C}$ with the following values:

Flow temperature "te" = 75°C ;

Return temperature "tr" = 65°C ;

Average temperature "tm" = $(75+65)/2=70^\circ\text{C}$;

Room temperature "ta" = 20°C

The formula for calculating the heat emission is: $W_{(\Delta t)} = W_{(\Delta T=50^\circ\text{C})} \cdot \left(\frac{\Delta T}{50}\right)^n$ with the following values:

$W_{(\Delta t)}$ = Heat output at the desired ΔT ;

$W_{(\Delta t=50^\circ\text{C})}$ = Heat output at $\Delta T = 50^\circ\text{C}$ (standard conditions);

Δt = Desired temperature difference;

n = Exponent of the radiator characteristic curve.

Example calculation:

Fantasia 691x500mm

$W_{(\Delta t=50^\circ\text{C})} = 213\text{W}$

Exponent "n" = 1,253

Calculation:

$$\Delta t=30^\circ\text{C} = W_{(\Delta T=50^\circ\text{C})} \cdot \left(\frac{\Delta T}{50}\right)^n = 213 \cdot \left(\frac{30}{50}\right)^{1.253} = 112\text{W}$$

Chemical Treatment of Water in Heating Systems

THE DESIGNER

The designer (if there is a project) or the installer must obligatorily incorporate a water treatment system in the installation to protect new and upgraded heating systems in compliance with the following two legislative requirements:

- NORMATIVE REFERENCE: Italian Presidential Decree no. 412 of 26 August 1993 (updating Presidential Decree no. 551 of 21 December 1999)
- Art. 5(6): Within the limits and with the specifications indicated in the standard itself, application of the UNI 8065 technical standard relating to water treatment systems is mandatory for newly installed heating systems with a total power greater than or equal to 350 kW.
- NORMATIVE REFERENCE: "MINIMUM REQUIREMENTS DECREE" - Italian Ministry of Economic Development Decree of 26-06-2015 - Ordinary Supplement no. 39 of OJ No. 162 of 15-07-2015. "Application of methodologies for calculating energy performance and definition of the prescriptions and minimum requirements for buildings" Extract of text: Ann.1- Chapter 2.3- point 5 "Water treatment for heating and hot water systems": Regarding the quality of the water used in heating systems for winter air conditioning, with or without the production of domestic hot water and without prejudice to application of the UNI 8065 technical standard, chemical conditioning treatment is always mandatory. For systems with a firebox heat output of more than 100 kW and supply water with a total hardness of more than 15 French degrees, a water softening system is mandatory.

With regard to the above treatments, reference is made to the technical standard UNI 8065

THE INSTALLER

The installer is required to provide suitable water treatment systems for new or refurbished thermal systems and to complete sheets no. 2 and 14 of the System Logbook. NORMATIVE REFERENCE: D.M. 10.02.2014 - Models for system logbooks for air conditioning and energy efficiency reports as per D.P.R. No. 74/2013 (Official Gazette 7 March 2014, No. 55) From 15 October 2014, all thermal systems must be equipped with the new system logbook, compliant with the model in Annex I of the decree. Sheets no. 2 and 14.4 cover the mandatory water treatment requirements.

THE MAINTENANCE TECHNICIAN

When verifying the energy efficiency of the installation, the maintenance technician must also verify the presence and functionality of the water treatment systems (appliances and chemical conditioners) and complete compilation of the energy efficiency annex under point C. NORMATIVE REFERENCE: Presidential Decree 74/13 "regarding operation, management, control, maintenance and inspection of heating systems for winter and summer air conditioning and for the preparation of domestic hot water". Article 8(c) of the decree specifies that, during the periodic inspections, the boiler maintenance technician must also verify the presence and functionality of the water treatment systems. In addition to the usual energy performance tests by flue gas combustion analysis, the "boiler check" must include mandatory verification of the equipment and products used to protect the heating circuit and domestic hot water system.

UNI 8065:2019 - EXCERPT

4. Typical problems associated with a heating system and possible remedies Definition of the limit characteristics for the water used in heating systems aims to eliminate or substantially reduce the problems associated with, or attributable to, the water in these installations. Such problems may seriously affect the efficiency of the installations and lead to substantial energy loss and can be summed up as:

- lime scale (ref.: "precipitation and deposition of the salts responsible for water hardness on the walls");
- corrosion (ref.: "electrochemical process causing loss of the surface of a metal, possibly leading to its perforation");
- deposits (ref.: "the result of the precipitation of insoluble organic and inorganic substances");
- biological growths (ref.: "forms of organic life, usually classified in algae, fungi, moulds and bacteria").

Lime scale This reduces the efficiency of the installation and heat exchange, clogs pipes and often triggers corrosion. Lime scale is avoided by chemical stabilisation and/or softening with ion exchange resins.

Corrosion in general is an electrochemical process causing loss of the surface of a metal, possibly leading to its perforation. Corrosion is controlled by specific or multipurpose chemical treatment.

Deposits Unlike lime scale, these are not coherent, but they can however cause the same problems as described above. Deposits are avoided by filtering the inflow water, an appropriate flushing routine and chemical treatment of the water in the circuit.

Biological growths ... autotrophic bacteria (for example, iron-oxidising and sulphate-reducing bacteria) are of especial importance and particularly feared as they may be the direct cause of localised corrosion. Biological growths are mainly treated through the use of biocides.

Characteristics of the water for heating systems

Prescribed treatments: Chemical treatment is necessary for all installations.

Characteristics of fill and top-up water: The water used to fill and top-up heating systems must be clear with a total hardness of less than 15°F. Please note. For heating systems with a power of less than 350 kW (300,000 kcal/h), if the hardness of the fill or top-up water is less than 35°F, the softener may be replaced by suitable chemical treatment.

Characteristics of the water in the circuit: The water in the circuit must be as clear as possible, with a pH of more than 7 (for radiators with aluminium and light alloy elements, the pH must be less than 8). Water softeners must be used in the concentrations prescribed by the suppliers. The concentration of iron must be less than 0.5 ppm, while for copper, the concentration drops to <0.1 ppm.

NEGATIVE EFFECTS OF THE FAILURE TO CLEAN THE HEATING SYSTEM

In the absence of appropriate prevention and protection against the above, the following problems may occur in the heating system:

- Premature wear and breakage of components
- Corrosion caused by reactions between the metals or manufacturing/installation residues
- Noise in the radiators caused by the formation of hydrogen
- Noise in the boiler caused by clogging of the heat exchanger
- Poor circulation caused by the presence of lime scale, sludge and metal residues

This reduces the flow rate in the installation and increases the stress on the boiler (in other words, higher consumption).

Chemical treatment of the water in the heating system

ADVANTAGES DERIVING FROM CHEMICAL TREATMENT OF THE INSTALLATION

Chemical treatment of the water in the heating system has various advantages:

- prevention of corrosion
- quieter operation
- clean boilers and heat exchanger
- uniform heat across the entire surface of the heating appliance

All these advantages significantly improve the efficiency and performance of the system.

RECOMMENDED CHEMICAL TREATMENTS

Products for heating system protection and prevention To protect the heating system, we recommend use of:

- an inhibitor to protect against lime scale and corrosion (an anti-freeze is also recommended for areas at high altitudes particularly at risk from very cold winter temperatures)
- noise reducer (descaler to remove lime scale from the pipes)
- for new installations, a specific cleaner is recommended to remove fabrication and installation debris
- for radiant panel installations, a sanitising agent and biocide is recommended to avoid the growth of bacteria and fungi which may clog pipes, manifolds, valves and heat exchangers






































Products for heating system cleaning and maintenance Heating system maintenance requires the following:

- Sludge: a sludge remover should be used
- Lime scale: a descaler should be used to remove deposits of lime scale (possibly combined with a sludge remover to remove sludge deposits)
- Small leaks in the installation: if some joints drip, a liquid sealant can be used
- Sludge/deposits/corrosion residues: in the case of installations seriously impaired by the presence of various types of residue and debris, the use of a pump and strong cleaning agent are recommended

Neutral cleaning agents which do not corrode carbon steel should be used together with a strong cleaner. The use of neutral cleaners is recommended, and in any case non-corrosive to carbon steel.

Problem	Cause	Solution
The pump shuts down after the boiler has been replaced	The pump is clogged by residues in the heating system	A cleanser (sludge remover) should be used, possibly together with a specific pump. Subsequently use of an inhibitor is recommended to prevent lime scale. Draining of the water at the end of treatment.
Noise in the boiler	There is lime scale in the heat exchanger	A noise reducer should be used. Subsequently use of an inhibitor is recommended to prevent lime scale
The primary heat exchanger is clogged	The debris formed by corrosion in the installation has accumulated where the passage of water is most difficult	A noise reducer should be used. Subsequently use of an inhibitor is recommended to prevent lime scale
The boiler shuts down	The anti-freeze used has reduced the heat exchange capacity of the water	Draining and change of the water; use of anti-freeze in combination with an inhibitor
The pressure in the installation rises and the air vent is activated	Hydrogen has been formed	Use of a corrosion inhibitor
The radiators are cold at the bottom	Sludge and debris have formed in the bottom of the radiators	A cleanser (sludge remover) should be used, possibly together with a specific pump. Subsequently use of an inhibitor is recommended to prevent lime scale. Draining of the water at the end of treatment.
Panel radiators do not become sufficiently hot	Organic sludge has formed in the tubes and pipes	Use of a sanitising agent, possibly together with a specific pump. Draining of the water at the end of treatment and addition of a new sanitising agent to the water in the new installation.
The pressure in the heating system drops	A small leak has formed at a joint or in a pipe	Use of a liquid sealant. Followed by use of a corrosion inhibitor.

RANGE - Available Technologies and Finishes

Range	RAL 9016 Gloss	RAL 9003 Matt	RAL 9004 Rought	Chrome	 Finishes
 MULTICOLONNA	✓				✓
 PLATTELLA	✓				
 LINEAR	✓				✓
 FANTASIA LINEA	✓		✓	✓	
 FANTASIA PARENTESI	✓				
 UNIQUE	✓			✓	
 CORTINA	✓				
 QUARZO	✓				✓
 COBALTO	✓				✓
 AGATA	✓				✓
 IRIDIO	✓				
 COSY	✓				
 LOOP		✓			✓
 SHADE	✓				
 SLASH		✓			✓
 WINNER	✓				
 STRING		✓			✓
 STREAM		✓			✓
 MIRÒ	✓				✓
 FANTASIA DIGITAL	✓		✓	✓	
 FANTASIA ON/OFF	✓				
 FANTASIA DRY	✓				
 COBALTO	✓				✓
 AGATA	✓				✓
 IRIDIO	✓				
 DUCA		✓			
 WINNER	✓				
 RAYO	✓		✓		✓
 CLOUD		✓			
 NUBE			✓		
 SMOOTH	✓		✓		
 ALU SIMPLE PLUS	✓		✓		
 PEGASO		✓			
 ALYNE	✓				
 ELEGANCE E-FLOW	✓		✓		
 COBALTO E-FLOW	✓		✓		✓
 AGATA E-FLOW	✓		✓		
 WINNER E-FLOW	✓		✓		

FINISHES

 Finishes	Gloss	Matt	Rough
RAL 9003		✓	
RAL 9010	✓		
RAL 9001	✓		
RAL 1013	✓	✓	✓
RAL 1015	✓	✓	✓
RAL 1002		✓	
RAL 8000			✓
RAL 1019	✓		
RAL 7032	✓	✓	✓
RAL 3012	✓	✓	✓
RAL 2012	✓	✓	✓
RAL 3016	✓	✓	✓
RAL 3014		✓	
RAL 6021	✓	✓	✓
RAL 6013	✓	✓	✓
RAL 6020	✓	✓	✓
RAL 5020	✓	✓	✓
RAL 5024		✓	
RAL 5003	✓	✓	✓
RAL 9006	✓		
RAL 7030	✓	✓	✓
RAL 7037	✓	✓	✓
RAL 7016	✓	✓	✓
RAL 9005	✓	✓	✓

GENERAL CONDITIONS

The warranty conditions in this document are valid for all products in the RADIATORS line.

All exceptions to them are conditional solely and exclusively on written acceptance by RADIATORS.

WARRANTIES

HYDRONIC products: The supplier guarantees, for a period of 15 years, all products in the line, with effect from the invoice date (unless otherwise indicated in the section corresponding to each product).

ELECTRIC products: The supplier guarantees the heating element for a period of 5 years and the electrical parts for 2 years, for all products in the line, with effect from the invoice date (unless otherwise indicated in the section corresponding to each product).

CHROME products: The supplier guarantees the galvanic treatment of the surfaces for a period of 2 years with effect from the invoice date (unless otherwise indicated in the section corresponding to each product).

The supplier further guarantees:

Sound execution in the construction of the material supplied according to the invoice.

Free repair or replacement of those parts that during the warranty period present flaws in materials, defects in manufacture or non-conformance with specifications rendering the component unfit for use.

The warranty will be effective following an examination of the defects and their causes, to be carried out by and on the premises of the supplier indicated by the latter. The new or repaired material will be delivered ex the supplier's warehouse. Any intervention covered under the warranty will not postpone nor renew the expiry of the original warranty period.

The RADIATORS S.P.A. warranty does not replace the warranty established by law, nor does it warrant or represent that the product will be suited to the Customer's needs or will function in combination with any third-party product.

LIFETIME WARRANTY EXTENSION REGULATIONS

The extension of the standard warranty to a "Lifetime Warranty" is reserved solely for De' Longhi brand Radiators and Towel Rail Warmers for centralised heating or independent boilers with fixed installation purchased from authorised centres after 28.5.16 and by 31.12.2024, where expressly indicated in the package.

To benefit from the "Lifetime Warranty" promotion, the product must be installed exclusively with the De' Longhi accessories relating to Annex 1, "Lifetime Warranty Accessories".

The registration of purchase data* (mandatory for obtaining your De' Longhi Lifetime Warranty certificate) must be done exclusively on the RADIATORS site at the following link <https://radiators-spa.it/download/condgengaranzie.pdf>

The data must be registered within 60 days of the date of purchase indicated on the purchase receipt or invoice.

WARRANTY EXCLUSION CLAUSES

- If the data requested in the regulations is not duly registered within 60 days of the date of purchase (in the case of extension to the lifetime warranty).
- If the product is installed by unqualified personnel and/or not to industry standards.
- If the product is installed incorrectly or in a manner not compliant with the supplier's instructions.
- If the damages are caused by carelessness, tampering, modifications of the product, accidental causes or negligence of the purchaser, with particular regard to external parts, in the event of failures due to connections of the device to pressures other than those indicated or to sudden changes in pressure in the network to which the device is connected.
- If the radiators are connected to a system with operating pressure greater than that declared by the manufacturer.
- If the water in the system has not been treated with appropriate chemical additives.
- If in the process of tightening of radiator caps and reductions the tightening torque differs from that indicated in the technical catalogues.
- If during the battery nipples process accessories other than original RADIATORS accessories (nipples and white silicone gaskets) are used. Use the tightening torque indicated in the technical catalogues.
- If the non-scratch RADIATORS S.P.A. wrench is not used when assembling joints (for multi-column radiators).
- If radiators are connected to a domestic water system or a system with an open expansion tank.
- If in a new system it is not washed out to eliminate all possible pollutants, processing residues, oils, traces of products used to weld pipes, etc.
- If in old construction systems thorough washing has not been performed to remove encrustations and sludge deposits.
- If the operation and/or maintenance of the system has not been carried out in accordance with the operating and maintenance prescriptions set out in the manual accompanying the product and/or in the technical documentation. In particular:
 1. do not exceed the maximum operating pressure and temperature stated in the technical specifications.
 2. do not use water with a pH of less than 6.5 and more than 8.5. Always perform an adequate chemical treatment of water, especially in the case of hard water. The UNI 8065 standard, made mandatory by Italian Law 46/90, requires appropriate chemical water treatment in all heating systems. Italian Ministerial Decree 37/08 "System safety regulations" contemplates "the obligation to install systems to industry standards" and to apply existing regulations, using materials and components manufactured to industry standards, and thus also to refer to UNI 8065 on "Treatment of water in heating systems for civil use".
- If damages have been caused by the electrical power grid (failures or anomalies).
- Where antifreeze is used, it must never be used pure, but used according to the manufacturer's instructions before being put into the circuit.
- Where a corrosion inhibitor is used, it must be compatible with all materials present in the heating elements.
- If the damages are due to anomalies in the water main (high pressure, water hammer and similar phenomena).
- If the damages are attributable to wandering currents or if the shelves have not been properly insulated.
- If the radiator surfaces are cleaned with chemical cleaning products that may damage the paint. Radiators may only be cleaned using special soft cloths to avoid scratching the paint and dried only with fabrics washed with water.
- If the damages are due to weights and/or objects placed on the radiator or to people who make improper use of them (bench, shelf, step, etc.). Damages due to any improper, non-functional use.
 - If the damages are due to rust owing to installation in aggressive environments such as saunas, swimming pools, urinals, etc.
- If the damages are due to improper size.
- If the damages are due to ice formation (filled radiator exposed to temperatures below 0°C).
- If the damages are due to the use of components or parts that are not original or not authorised by RADIATORS S.P.A.
- If the product suffers accidental damages caused by incidents, fires or accidents in general, or otherwise caused in shipping not organised by RADIATORS S.P.A. or there is found to be air and/or a lack of liquid in the circuit.
- If the product has been tampered with through adaptation or repair work without written authorisation from the supplier.
- If the buyer does not observe the established payment terms.
- If the warranty is not claimed in the legal terms and manner.

- If hemp or other insulating materials are used.
- If it is installed less than a metre from sources of water (edge of sink, shower stall, bath tub, toilet, bidet, etc.).
- The material has not been stored in good conditions and sheltered from inclement weather before it is installed.
- Where chemical tools and/or products that may damage the finish are used to clean products.
- Where, after initial filling, the heating elements remain without water and have not been periodically emptied.

LIMITATION OF LIABILITY

Within the limits permitted by law, RADIATORS S.P.A. disclaims all liability, according to all interpretations of liability, whether contractual, legal or in tort (including negligence), for any direct, indirect, fortuitous, specific, exemplary or consequential damages, loss of use or profits or interruption of business activity, or any other financial loss arising from or connected to the sale, installation, maintenance, use, performance or non-performance or failure of its products, and therefore limits its liability to repair, replacement or reimbursement of the price of purchase.

RESERVATION OF RIGHTS

RADIATORS S.P.A. reserves the right to make modifications to products, technical and size data at all times and without advance notice.

RADIATORS S.P.A. remains the owner of the product until the Customer completes the agreed payment.

The surfaces, yields, weights and all other data regarding radiators provided in price lists and catalogues are to be considered indicative and subject to tolerance ranges without price adjustments.

RADIATORS S.P.A. reserves the right to replace the models of its radiators without advance notice.

GENERAL TERMS AND CONDITIONS OF SALE

The following general terms and conditions of sale are deemed to be accepted at the moment the Customer receives the order confirmation from RADIATORS.

PAYMENT CONDITIONS

Payments must be made in a legal currency to RADIATORS, Udine (Italy).

If payment is not made by the agreed term, late-payment interest shall be charged at the current bank rate.

Goods shall be supplied ex works.

Accessory components are invoiced separately.

Failure to supply accessory components that do not in any case impair use of the products delivered shall not entitle the Customer to suspend or delay payment for the products.

The Customer may not withhold or reduce the amount due on the basis of credit notes not yet issued or in relation to claims not acknowledged by RADIATORS.

It is expressly agreed that the Customer's obligation to pay shall be binding on the Customer, even in the event of a dispute and whatever the nature and significance thereof.

TRANSPORT OF GOODS, PACKAGING AND CONSIGNMENT

Unless expressly agreed otherwise, delivery times are always approximate and not binding.

Goods travel at the risk of the Customer.

Special packaging not otherwise provided for shall be invoiced separately.

Delays in delivery attributable to the carrier are not the liability of RADIATORS.

Extraordinary events, natural calamities or other causes of force majeure shall release RADIATORS from any mandatory delivery terms.

CLAIMS AND RETURNED GOODS

Claims for visible defects must be received by RADIATORS in writing no later than 8 days after receipt of the good.

For other defects, the above warranty conditions shall remain valid.

Prices may be subject to revision by RADIATORS according to the variations that may occur up to the time the order confirmation is received by the Customer.

No claims shall be accepted for goods altered or damaged by third parties or the Customer.

Returns are considered ex RADIATORS (ex RADIATORS' production plants in Udine (UD) only, not the company's registered office).

RADIATORS disclaims any obligation to replace its radiators for defects attributable to improper maintenance.

The installer must take out insurance against any possible water damage.


TECHNICAL DATA

The surface areas, performance, weights and all other data referring to the radiators, as stated in price lists and catalogues, shall be understood as indicative and comprehend working tolerances that are not subject to price adjustments;


COURT WITH JURISDICTION

For any controversy, the sole court with jurisdiction shall be the Court of Udine (Italy), excluding any derogations. RADIATORS S.P.A. reserves the right to replace its radiator models without prior notice.


Note



Note



cod. 588107400_r01_06/2026



Stay up to date!

The information contained in this catalogue may be subject to change. To view the latest and most complete version, scan the QR code.

Access the catalogue updated in real time.

RADIATORS S.P.A.

Strada Statale 54, nr. 21
33040 Moimacco (UD) Italy
www.radiators-spa.it

Customer Service

sales.dlr@radiators-spa.it

*RADIATORS S.P.A.
is part of the Stelrad Group*



RADIATORS

ITALIAN
PROFESSIONAL
HEATING