


SE1-20 Aluminum Droplet Vane Separator

The Veotec SE1-20 Aluminum wind driven rain louver with 20mm spacing is designed to be used in demanding applications such as those found in offshore, coastal, marine, cruise and navy ship environments.



Application

SE1-20 weather louver effectively removes sea spray, rain droplet, bulk water, drift, mist, salt and other fine deliquesced aerosol debris from air intakes at a fraction of the restriction of typical products. The SE1-20 is typically used to protect or prevent moisture carryover in HVAC equipment, ventilation systems, gas turbine inlets, evaporative cooler, chiller or heating coils, and diesel air engine intakes.

Construction Materials

Aluminum— 6063 (Very high temp, durable, corrosion resistant, UV stable)

Alternative Louver Material Options:

Stainless—316L (Very high temp, durable, corrosion resistant, UV stable)

RPVC—Rigid UV stabilized polyvinylchloride (Low cost, durable, UV stable)

PPTV—Talc reinforced polypropylene (High temp, economical, durable, UV stable)

Sundry Options:

Rod, aluminum— 6061 or 6063 (very high temp, durable, corrosion resistant, UV stable)

Rod, stainless – 304 or 316 stainless steel (very high temp, durable, corrosion resistant, UV stable)

Rod, fiberglass— Fiberglass reinforced rigid urethane (light weight, low cost, durable, UV stable)

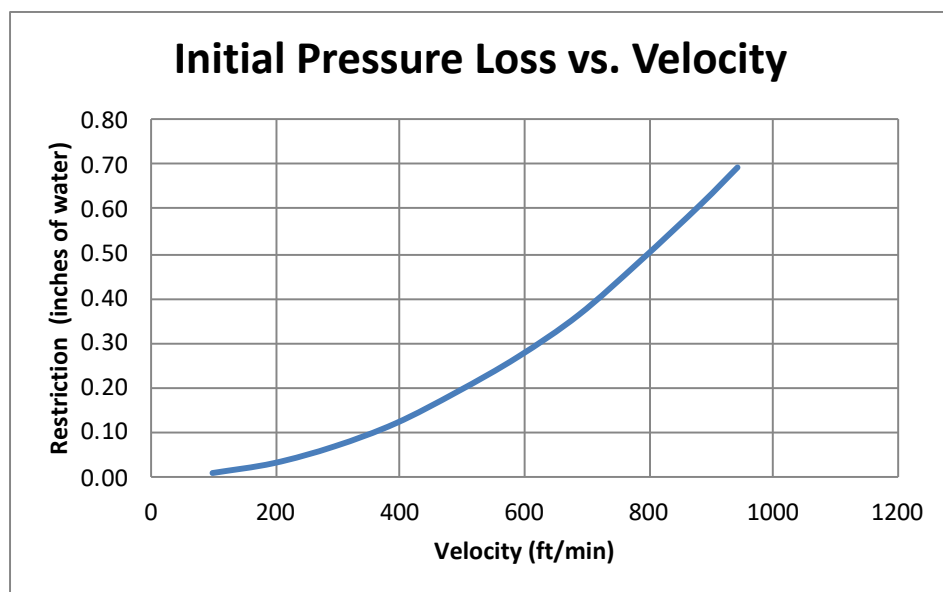
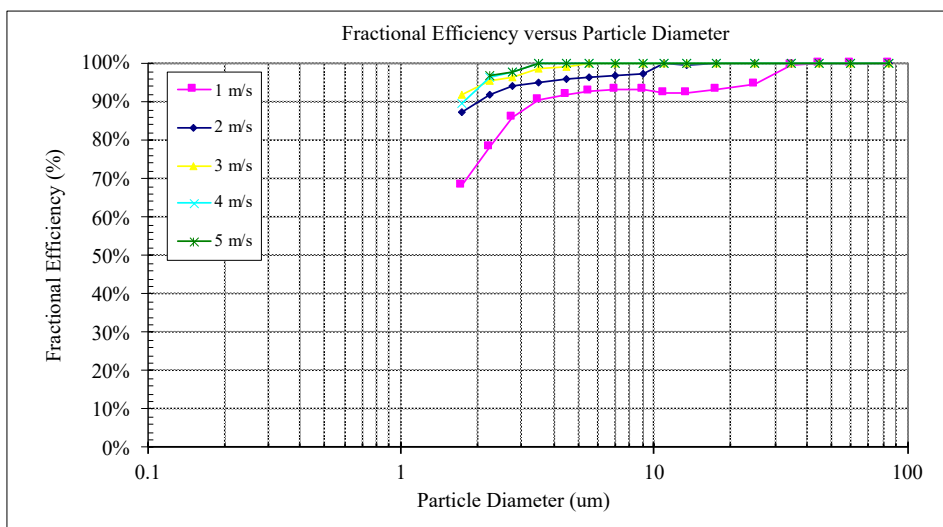
Spacers and end spacers – Nylon (light weight, low cost, durable, UV stable)

Fastener, lock nut – Stainless lock nut for threaded rods (durable, corrosion resistant, UV stable)

Fastener, push on – Stainless lock washer for unthreaded rods (durable, corrosion resistant, UV stable)

Features

- Removes almost all water droplets (see reverse for technical data)
- Excellent bulk water removal through its operating range
- Very low resistance promotes energy savings and lower operating costs (see reverse for technical data)
- Compact size and light unit weights
- Durable corrosion resistant materials yield low maintenance costs
- Robust construction ensures long term reliability
- Available in framed, unframed, and knock-down (some assembly required) configurations
- Available in custom sizes to suit customer needs and industry standards
- Many water drainage options are available



Installation

Typical installation arrangements include;

- * Front Flange (through Bulkhead) Mounting
- * Rear Flange (on Bulkhead) Mounting
- * Double Flange (in Duct) Mounting
- * No Flange for Flush Mounting

Flange dimensions and drilling patterns may be manufactured to customer specifications or to industry standards such as EN ISO 15138.

Many drain options are available

