

OFFICE



PERFORMANCE
in LIGHTING

powered by
GEWISS

PERFORMANCE LIGHTING

powered by
GEWISS


Modern communication systems and flexible interior design adapt workplaces in the office continually. PERFORMANCE iN LIGHTING analyzes current trends in office and administration and derives the requirements for the development of its luminaires. The latest scientific findings for the effect of light on human biorhythm find their way into our luminaire & lighting design. Our LED Office luminaires have family characteristics, are flexible, and can be adjusted individually to accommodate lighting based on customers' needs.

SL730+



SL730+ SL
8

SL713




SL713+ PL
20

SL713 ROUND PL
22

SL713 ROUND SM
22

SL713 SL
24

FLEXILED



FLEXILED PL
32

FLEXILED SM
32

FLEXILED RE
34

FLEXILED IL
34

SL720



SL720+ PL
42

SL720+ SM
42

SL720SL L/XL
44

SL720SL TWIN
46

SMALL LINE



SMALL LINE PL
54

SMALL LINE SL
56

IN-TENSE



IN-TENSE PL
58

MERCURY



MERCURY PL
68

LIQUID



LIQUID PL
76

SL629



SL629 PL
86

SL629 AB
86

SL630



SL630 AB
92

SL764+



SL764+ PL
104

SL764+ SM
104

SL764+RE
106

SL764+ RF
106

SL764+ SL
108

SL787+



SL787+ PL
118

SL787+ RE
120

PLATO



PLATO 600
128

PLATO 625
128

PLATO 1200
130

AMIGO



AMIGO 36
132

OFFICE

SUITABLE LIGHTING FOR THE MODERN OFFICE

New technologies, global networking and the ways we communicate today are also changing what we require from our offices as workspaces. The modern office should be a place that inspires dialogue and ideas – and somewhere we can concentrate and enjoy a positive working atmosphere.

The modern office and its lighting should be:



COMFORTABLE

We spend an average of eight hours a day in the workplace, often juggling multiple tasks. Increasingly, we seek to experience this space not only as a functional place of work, but also an exciting living space. Lighting is one of the most important factors creating a sense of wellbeing in a room – more than air conditioning and soundproofing or the aesthetics of the interior design: with the right lighting concept in place, a lively workplace atmosphere can be specifically evoked. Lighting solutions that recreate the dynamics of natural daylight also support the biological rhythm of our bodies and as such promote productivity.



FLEXIBLE

Flexibility is finding a place in all areas of working life today. Workplaces, working hours, team structures, and even floor plans are designed for easy adaptability. In the field of office design, the trend is moving away from individual or cubicle offices towards flexible room partitioning and open play layouts. Meeting areas and lounge areas promote communication and a creative atmosphere with intelligently programmed lighting control systems underlining the concept. With very little effort, lighting controls facilitate grouping lights into new configurations if the room partitions change.



INDIVIDUAL

Permanent lighting that remains the same for all situations and employees, and which cannot be adjusted, is a thing of the past. Today's lighting control technology enables all employees to adjust their workspaces individually to suit their needs and moods. A positive side-effect of this is increased autonomy and personal influence for employees, boosting acceptance of a new lighting solution.



DIGITAL

In the future, technology used in our workspaces and living spaces will be even more widely networked and routinely communicative than today – demand for networked, intelligent systems continues to grow rapidly. The intelligent control system by PERFORMANCE IN LIGHTING already makes it possible to control multiple functions within your building using one convenient tool. In addition, thanks to its intelligent swarm function, our lighting ensures you always have enough light in the office, wherever you are located.



SUSTAINABLE

Electricity costs have been rising inexorably over recent years. Old, energy-guzzling lighting systems consume huge quantities of energy and expense, both in normal use and in maintenance terms. Today, however, pairing energy-efficient LED lights with intelligent, requirement-based controls makes it possible to produce cost- and resource-efficient lighting solutions that also offer improved light quality.

OFFICE

INDIVIDUAL REQUIREMENTS

At PERFORMANCE IN LIGHTING, people and their requirements are always in the forefront developing lighting concepts in collaboration with our customers. A perfect office lighting concept creates a positive, feelgood atmosphere. And of course, when you are feeling good, you can start thinking creatively. A lighting level that conforms to the required standards is as important in this respect as the harmonious interaction between light and shadow: high-contrast lighting helps us to better recognize objects and to maintain consistently high concentration levels as we work. Moreover, successful light planning can highlight special features within a space while blending seamlessly with the overall architectural appearance.



INDIVIDUAL OFFICES

The individual office is one of the classic office types and still a popular configuration in many administrative buildings. HCL control solutions by PERFORMANCE IN LIGHTING make an individual office even more personal. Their flexible lighting scenarios enable employees to create their very own personal light space – a fully-lit room for example, or a cocoon of light around the desk. Luminaires with a broad illumination area, such as suspended lights with micro prism panes, are preferred choices; not simply because you can see where the light comes from, but also because they have a positive effect on biorhythms, in an HCL set-up.



TWIN OFFICES

The lighting for a twin workspace needs to fulfil multiple requirements: even lighting that complies with relevant standards, pleasant illumination of the surfaces within the room, and optimal diffusion of the light right to the edges of the room. Excellent glare minimization is also a must for longer periods of concentrated working at a screen. Our luminaire family boasts all of these attributes.



TRIPLE OFFICES

Adding a third desk to an office creates a special test of the luminaires' strength. Lighting families perform particularly well in this scenario. Using longer profile lengths and strip light configurations, these products offer great freedom of design and can adapt to the requirements. Our SL764/787+ families are particularly suitable for these situations.



QUADRUPLE OFFICES

The best way to illuminate a group of four desks standing next to one another is using two floor luminaires at both ends. A daylight controller ensures that lighting is dimmed in areas of the room that are close to the window. This set up will allow the natural sunlight and artificial light to mesh particularly harmoniously, while also helping save energy. In modern offices, employees are often provided with height-adjustable desks to facilitate a healthy combination of sitting and standing; floor luminaires are especially suitable for these applications.



OPEN-PLAN OFFICES

In open-plan offices, the lighting concept must strike a balance between individuality and community; this is so individual needs are met, but also to create an overall atmosphere that is perceived as pleasant. Open-plan offices need a lighting concept that accommodates individual workspaces and offers flexibility, while still achieving a harmonious overall concept. A broad family lighting portfolio is an advantage for this overall concept – that is exactly what our families SL629, SL630 and SL720 offer. Intelligent drivers in our floor and suspended luminaires use occupancy sensors or swarm functionality to offer an additional sense of security and wellbeing, while also reducing operating costs.



MEETING ROOM

Light must often fulfil diverse demands in meeting rooms: You may want a prestigious atmosphere for customer meetings, a relaxed feel for team meetings or a stimulating effect to aid concentration for day-long seminars – and each of these situations requires a different lighting mood. Only a flexible lighting concept combined with a powerful lighting control system can cover all these varied applications. We can help to create this ideal environment by offering combinations of direct and indirect light, homogeneous illumination and stimulating accents, along with a selection of different light temperatures at the touch of a button.

SL730+

A light that lasts –
sustainable, future-proof, flexible

The right lighting in the office is crucial for productivity and well-being. In addition to optimum light distribution, modern communication systems, individual room design and energy requirements are also important. The design of the luminaires must also blend harmoniously into the architecture. With the new SL730+ LED luminaire range, PERFORMANCE iN LIGHTING offers an intelligent and stylish solution for office lighting that meets current trends and future requirements. Our free-standing luminaire series has a system character, is functional and can be individually adjusted to the respective lighting requirements. Equipped with innovative Futur-Proof technology and a retrofittable light engine, the series is a future-proof solution for modern working environments. With its efficient luminaire heads in L and XL or as a clever clamp version, the future-proof free-standing luminaire not only illuminates the classic single or multiple workstation, but also the entire working area in an office without glare and in compliance with standards. Smart functions such as HCL and Bluetooth control as well as practical features such as the integrated USB port round off the range perfectly. Individual special solutions are also possible on request.



SL730+ SL

Sustainable, smart free-standing luminaire for office applications with future-proof technology

Construction

- Housing made of extruded aluminium profile
- Impact-resistant, impression-resistant powder coating
- Future-proof thanks to simple revisions (replaceable light engine and converter)
- Maintenance and installation-friendly design (complies with the EU Eco-Design Directive 2019/2020)
- Inclination of the light can be easily adjusted using a device on the base
- The U-shaped base enables flexible, flush positioning of the luminaire and fits exactly over the floor tank for barrier-free cable routing

Electrical

- Colour rendering index Ra > 80
- Colour tolerance according to MacAdam ≤ 3 SDCM
- Easy charging of mobile devices via integrated USB ports
- Direct and indirect light can be dimmed and switched separately or together (depending on version)
- Maximum values for efficiency and service life for the allocation of subsidies and building certification (e.g. BEG subsidy, LEED, BREEAM)
- Complete with flexible power cord with plug

Optics

- Microprism for glare-free and barrier-free light at the workplace

Ausführungen

- L, XL or table clamp: three versions offer flexible lighting solutions for single, double and multiple workstations
- Smart versions available with swarm function, Human Centric Lighting, Bluetooth control, daylight control with motion detector and Tunable White
- Configurable via LIGHT-PERFORMER®
- Special colour versions available. Consult factory

Listings

- Designed, developed and assembled in Germany
- Glare-free light for office applications in accordance with DIN EN 12464-1 ($UGR < 19$ and $< 3000 \text{cd/m}^2 > 65^\circ$)
- CE
- UKCA

Warranty

- 5-year limited warranty.
Complete warranty terms located at www.performanceinlighting.com



SL730+ SL



13020 min Luminaire lumen output (lm) 20430 max

■ BK-RAL9005 / Black RAL9005 / Textured
■ GR-RAL9006 / Grey RAL9006 / Textured
□ WH-RAL9016 / White RAL9016 / Textured

Variable uses and combinations thanks to a wide range of variants.



The elegant housing design with soft, curved corners combines style and a modern look.



Intelligent push-button for simple light control with integrated double USB charging socket for convenient charging of multiple mobile devices.



Smart versions with Human Centric Lighting, swarm function, Bluetooth control or intelligent sensors.



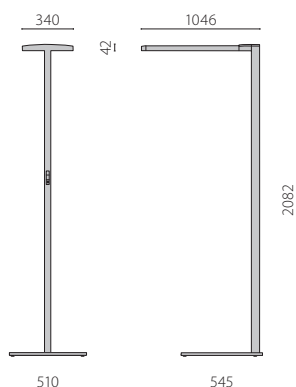
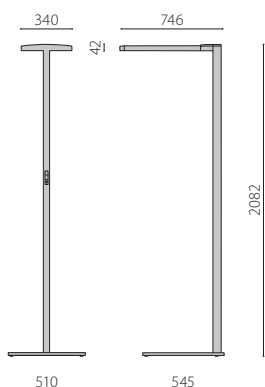
Glare-free light for office applications in accordance with DIN EN 12464-1 ($UGR < 19$ and $< 3000 \text{ cd/m}^2 > 65^\circ$).




Simple adjustment
The luminaire can be adjusted to the correct position in no time at all using an Allen key.




Configurable via LIGHT-PERFORMER®
Customizable in color, power, control for single and multiple multiple workstations or as a clamp version





S/D – symmetric mainly indirect lighting



S/D – symmetric mainly indirect lighting





SL713

Astonishingly slim – astoundingly versatile

Introducing our most slender luminaire: the SL713. With just 13 mm of thickness - as thin as a matchbox – the delicate appearance of our new SL713 series sets new standards in design. Its timeless simplicity is skilfully hidden to allow the exceptional light quality to take centre stage. Hard to believe, but this wafer-thin luminaire is pure power: It achieves an extremely high efficiency of 130 lm/W thanks to sophisticated LED Sidelight technology. Installing the luminaires is quick and intuitive. With the Future-Proof version SL713+, the light engine can be easily replaced at a later date. This makes the range ideal for classic office applications as well as for stylish illumination of meeting spaces and prestigious areas that must be illuminated using glare-free options in line with DIN EN 12464-1. The control options also leave nothing to be desired with HCL, tunable white, dimSMART! or simple dimmable versions available.



Microsoft headquarters | Munich | Germany

SL713

Design-coordinated suspended (PL), surface mounted (AB) and free-standing (SL) series, comprising:

Construction

- Aluminium profile lightframe, steel sheet canopy, painted
- Impact-resistant, impression-resistant powder coating
- Future-proof thanks to simple revisions (replaceable light engine and converter)
- Complete with steel suspension cable (1.5 m), transparent power cord and canopy

Electrical

- Colour rendering index Ra > 80
- Colour tolerance according to MacAdam ≤ 3 SDCM
- Flexible power cord with plug (SL)
- LED Sidelight-Technology for a homogenous light distribution over the entire area of the cover
- Dimmable via TouchDIM®

Optics

- Microprism for glare-free and barrier-free light at the workplace

Versions

- Intelligent lighting control systems (daylight sensor, dimSMART!, Human Centric Lighting, TuneableWhite, DALI) available
- Continuous mounted version at www.light-performer.com
- Special colour versions available upon request

Listings

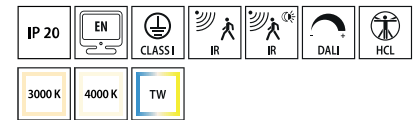
- Designed, developed and assembled in Germany
- Glare-free light for office applications in accordance with DIN EN 12464-1 (UGR<19 and <3000cd/m²>65°)
- CE
- ENEC

Warranty

- 5-year limited warranty.
Complete warranty terms located at www.performanceinlighting.com



SL713+ PL




6320 min Luminaire lumen output (lm) 9010 max

■ BK-RAL9005 / Black RAL9005 / Textured
■ GR-RAL9006 / Grey RAL9006 / Textured
□ WH-RAL9016 / White RAL9016 / Textured

Super-slim luminaire series in a functional, stylish look.



The light engine can be easily replaced at a later date.



The innovative microprism combined with proven sidelight technology ensures outstanding visual comfort and glare-free light in the workplace.



Sensor device available with task oriented PIR detector and daylight control upon request



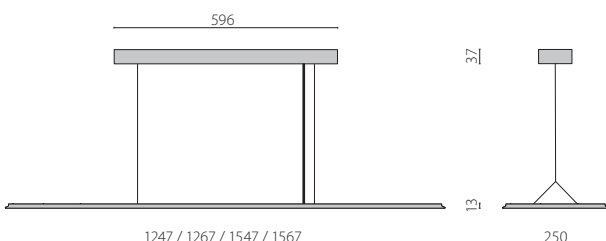
Suitable for use in a computer environment in accordance with DIN EN 12464-1.



With the Bluetooth control, the light can be easily configured, personalised or grouped via the app using various parameters.




The HCL and tunable white versions reproduce the dynamic cycle of daylight and vary in illuminance level and light colour from 2,700 K to 6,500 K depending on the time of day.



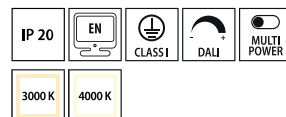


Microsoft headquarters | Munich | Germany



S/C – symmetric uniform direct-indirect light


SL713PL ROUND LED / SL713AB ROUND LED



2350 9200
min Luminaire lumen output (lm) max

■ BK-RAL9005 / Black RAL9005 / Textured
■ GR-RAL9006 / Grey RAL9006 / Textured
□ WH-RAL9016 / White RAL9016 / Textured

Variable uses and combinations thanks to a wide range of variants



The innovative microprism combined with proven sidelight technology ensures outstanding visual comfort and glare-free light in the workplace.



The functional canopy keeps the quick-action suspension brackets of the cable suspension hidden and enables quick and convenient installation thanks to its magnetic cover



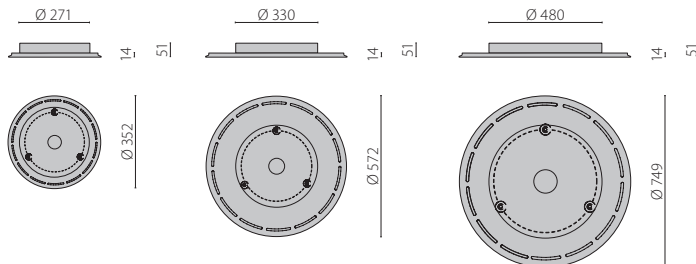
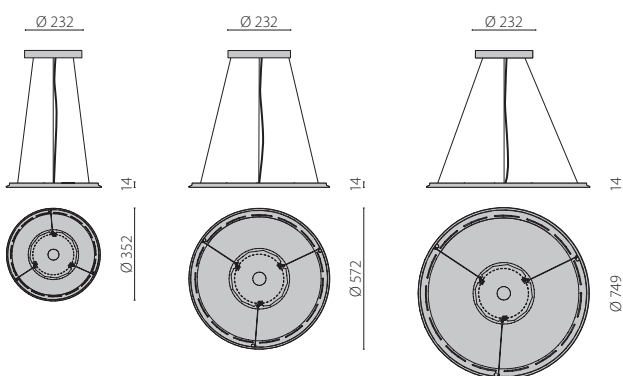
The innovative microprism combined with proven sidelight technology ensures outstanding visual comfort and glare-free light in the workplace




Suitable for use in a computer environment in accordance with DIN EN 12464-1




Surface-mounted version ensures attractive ceiling illumination





S/C – symmetric uniform direct-indirect light



S/B – symmetric mainly direct lighting

SL713 SL



IP 20

650°C

EN

CLASS I

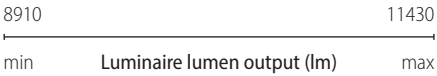
IR

IR

DALI


3000 K

4000 K



- BK-RAL9005 / Black RAL9005 / Textured
- GR-RAL9006 / Grey RAL9006 / Textured
- WH-RAL9016 / White RAL9016 / Textured

Super-slim luminaire series in a functional, stylish look.



The innovative microprism combined with proven sidelight technology ensures outstanding visual comfort and glare-free light in the workplace.



Sensor device available with task oriented PIR detector and daylight control upon request



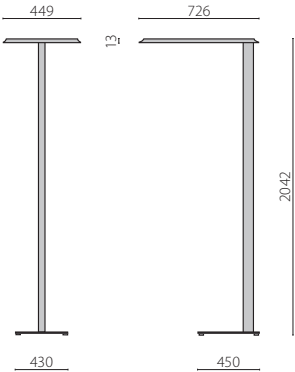
Practical U-shaped base allows for easy, level positioning of the luminaire and offers maximum flexibility




Suitable for use in a computer environment in accordance with DIN EN 12464-1.



The XL version can be used to illuminate twin workspaces perfectly





S/D – symmetric mainly indirect lighting





FLEXILED

The all-rounder for every ceiling

The new FlexiLed luminaire range from PERFORMANCE iN LIGHTING is designed to ensure that customers do not have to make any compromises when refurbishing. Whether in, on or under the ceiling - this universal luminaire range has the right, tailor-made solution for all requirements. The flexibility of this innovative luminaire starts with its housing. While the standardized light unit always remains the same, the outer dimensions of the housing can be flexibly adapted. Lighting optics, color temperatures, switchable power levels and housing colors can also be flexibly selected. This offers planners, architects and installers maximum design freedom for projects. FlexiLed offers solutions for all common ceiling systems, from metal panel ceiling systems to cut ceilings. Thanks to the flexible photometric and visual options, this luminaire can be used in a wide variety of architectural contexts.



FLEXILED

Configurable product range consisting of pendant luminaires (PL), surface-mounted luminaires (SM), recessed luminaires (RE) and inlay luminaires (IL):

Construction

- Housing made of form-stable 1.0 mm sheet steel
- Impact-resistant, impression-resistant powder coating
- Dimensions according to customer specifications for optimum fit in existing ceiling openings
- Installation solutions for every ceiling (Grid ceiling systems, cut ceilings, metal panel ceilings)
- Suitable for sustainable 1:1 replacement - no extensive ceiling work necessary
- Future-proof and sustainable thanks to replaceable LEDs and converters
- Complete with steel suspension cable (1.5 m), transparent power cord and canopy (PL)

Electrical

- 2 power levels adjustable
- Colour rendering index Ra > 80
- Colour tolerance according to MacAdam ≤ 3 SDCM

Optics

- Black, white or metallised reflector ensure maximum efficiency and high visual comfort
- Microprism for glare-free and barrier-free light at the workplace
- Wallwasher with asymmetrical light distribution ensures optimum panel illumination
- Opal PMMA diffuser for optimal light distribution and uniformity

Variants

- Extensive accessory options (Tunable White control, emergency lighting modules, Casambi modules, pendant kit, Wieland plug)
- Configurable via LIGHT-PERFORMER®
- Special colour versions available. Consult factory

Listings

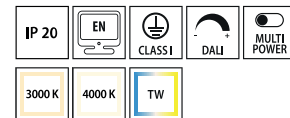

- Designed, developed and assembled in Germany
- Glare-free light for office applications in accordance with DIN EN 12464-1 (UGR<19 and $<3000\text{cd/m}^2 >65^\circ$)
- CE
- UKCA

Warranty

- 5-year limited warranty. Complete warranty terms located at www.performanceinlighting.com



FLEXILED PL | FLEXILED SM



2630 10150
min Luminaire lumen output (lm) max

■ BK-RAL9005 / Black RAL9005 / Textured
■ GR-RAL9006 / Grey RAL9006 / Textured
□ WH-RAL9016 / White RAL9016 / Textured

The FlexiLed's dimensionally stable housing can be flexibly adjusted in length and width.



Dimensionally stable bends ensure maximum precision right into the corners.



FlexiLed offers the right lighting optics for every application and environment.



LED modules, converters and optics can be replaced.



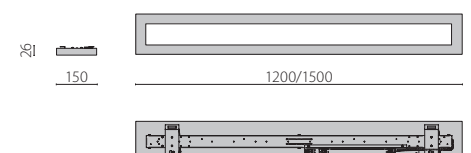
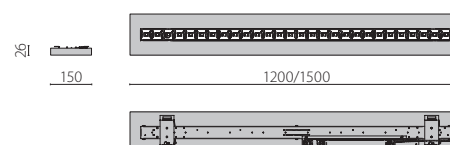
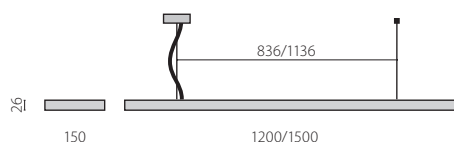
Suitable for use in a computer environment in accordance with DIN EN 12464-1




With the optional pendant set, the surface-mounted luminaire can be transformed into a direct distribution pendant luminaire in no time at all.




Simple, fast configuration via LIGHT-PERFORMER®






S/C – symmetric uniform direct-indirect light

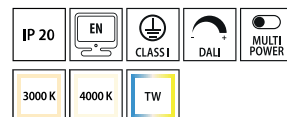



S/A – symmetric direct lighting



A/M - Asymmetric medium lighting

FLEXILED RE | FLEXILED IL



2541 min Luminaire lumen output (lm) 5909 max

■ BK-RAL9005 / Black RAL9005 / Textured
■ GR-RAL9006 / Grey RAL9006 / Textured
□ WH-RAL9016 / White RAL9016 / Textured

The FlexiLed's dimensionally stable housing can be flexibly adjusted in length and width.



Dimensionally stable bends ensure maximum precision right into the corners.



FlexiLed offers the right lighting optics for every application and environment.



LED modules, converters and optics can be replaced.



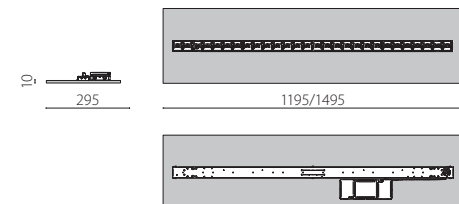
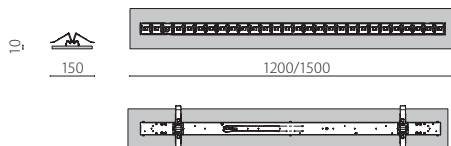
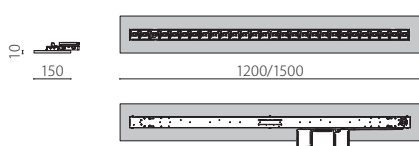
Suitable for use in a computer environment in accordance with DIN EN 12464-1




Installation solutions for every ceiling (Grid ceiling systems, cut ceilings, metal panel ceilings).




Simple, fast configuration via LIGHT-PERFORMER®





S/A – symmetric direct lighting



A/M - Asymmetric medium lighting





SL720

The evolution of a success story

Clean lines, slim design, elegant shadow gap, the fixture seemed to be floating in the room. This was the original T5 SL740 lighting family that we knew and loved. Recently, we redesigned our best-sellers for the LED era. They retain their timeless linear design but have been given a number of technical upgrades: They are now considerably more efficient thanks to our performance-optimised LED Sidelight technology and are even slimmer with only 20 mm installation height - this is the new SL 720 family today. With the Future-Proof version SL720+, the light engine can be easily replaced at a later date. Our innovative micro prism technology provides perfect glare prevention despite the slim design. The wide range of variants in the SL720 family allow planners the greatest freedom of design, and that's not all: our LIGHT-PERFORMER® can be used for custom configuration of luminaires. The control options also leave nothing to be desired with HCL, tunable white, daylight sensor or simple dimmable versions available.



ITV city | Wolfsburg | Germany

SL720

Design-coordinated suspended (PL), surface mounted (AB) and free-standing (SL) series. Fixtures consist of:

Construction

- Housing made of extruded aluminium profile or die-cast aluminium, powder coated
- Impact-resistant, impression-resistant powder coating
- Future-proof thanks to simple revisions (replaceable light engine and converter)
- Complete with steel suspension cable (1.5 m), transparent power cord and canopy

Electrical

- Colour rendering index Ra > 80
- Colour tolerance according to MacAdam ≤ 3 SDCM
- Flexible power cord with plug (SL)
- LED Sidelight-Technology for a homogenous light distribution over the entire area of the cover
- Dimmable via TouchDIM®

Optics

- Microprism for glare-free and barrier-free light at the workplace

Versions

- Intelligent lighting control systems (daylight sensor, dimSMART!, Human Centric Lighting, TuneableWhite, DALI) available
- Continuous mounted version at www.light-performer.com
- Special colour versions available upon request

Listings

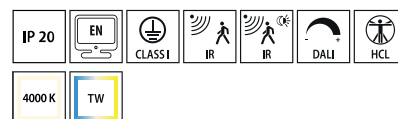
- Designed, developed and assembled in Germany
- Glare-free light for office applications in accordance with DIN EN 12464-1 (UGR<19 and <3000cd/m²>65°)
- CE
- EAC
- ENEC

Warranty

- 5-year limited warranty.
Complete warranty terms located at www.performanceinlighting.com



SL720+ PL / SL720+ SM




2920 9010
min Luminaire lumen output (lm) max

■ GR-RAL9006 / Grey RAL9006 / Textured
□ WH-RAL9016 / White RAL9016 / Textured

The minimalist technical design of the the SL720 is characterised by an extremely slender silhouette with the classic shadow gap to reduce the optical height



The light engine can be easily replaced at a later date.



The innovative microprism combined with proven sidelight technology ensures outstanding visual comfort and glare-free light in the workplace.



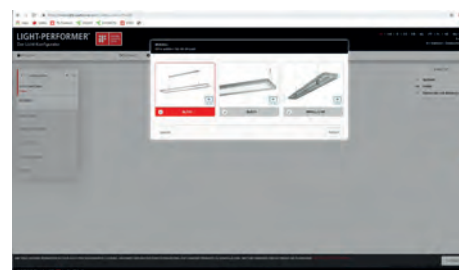
Sensor device available with task oriented PIR detector and daylight control upon request



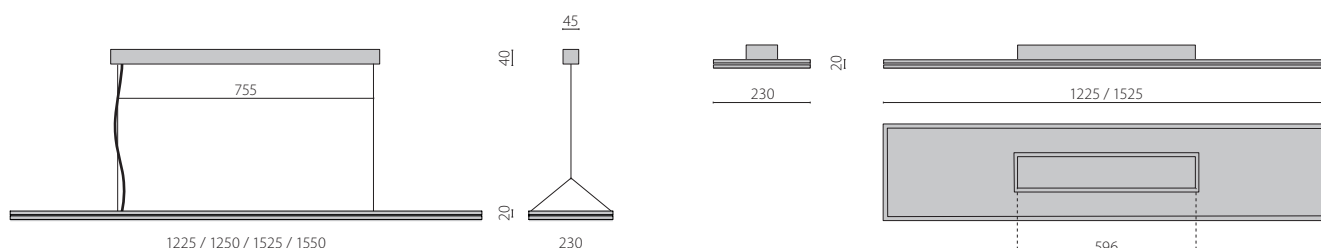
Bluetooth sensor component for use with dimSMART! light control upon request




Suitable for use in a computer environment in accordance with DIN EN 12464-1




Individual strip light solutions can be configured with ease using our LIGHT-PERFORMER®



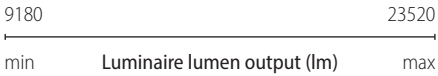


S/C – symmetric uniform direct-indirect light



S/B – symmetric mainly direct lighting

SL720SL L LED / SL720SL XL LED



- GR-RAL9006 / Grey RAL9006 / Textured
- WH-RAL9016 / White RAL9016 / Textured


The HCL version reproduces the dynamic cycle of daylight in the indirect component, and varies the illuminance level and light colour between 2,700 K and 6,200 K depending on the time of day



Daylight sensors ensure substantial energy savings and support user health and wellbeing



Direct and indirect light sources can be separately dimmed with absolute ease using our intelligent switch. This switch can also be used to control the light colour and sensors



Whether you opt for a user remote control or detailed sensor and scenario programming, our remote operation range offers a wide range of functions



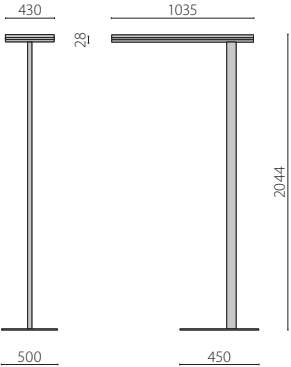
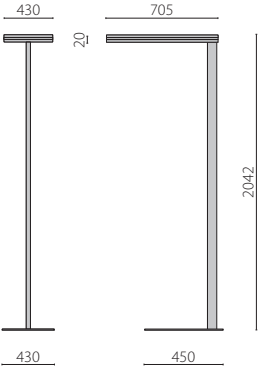
Suitable for use in a computer environment in accordance with DIN EN 12464-1



Practical U-shaped base allows for easy, level positioning of the luminaire and offers maximum flexibility




The XL version can be used to illuminate twin workspaces perfectly





TAZ Berlin headquarters | Berlin | Germany



S/D – symmetric mainly indirect lighting

SL720SL TWIN



15110 min Luminaire lumen output (lm) 15110 max

■ GR-RAL9006 / Grey RAL9006 / Textured
□ WH-RAL9016 / White RAL9016 / Textured

The slender double head with its intelligent dimensions ensures maximum visual comfort and perfect illumination of twin workspaces



Practical U-shaped base allows for easy, level positioning of the luminaire and offers maximum flexibility



Daylight sensors ensure substantial energy savings and support user health and wellbeing



Direct and indirect light sources can be separately dimmed with absolute ease using our intelligent sensors. This switch can also be used to control the sensors



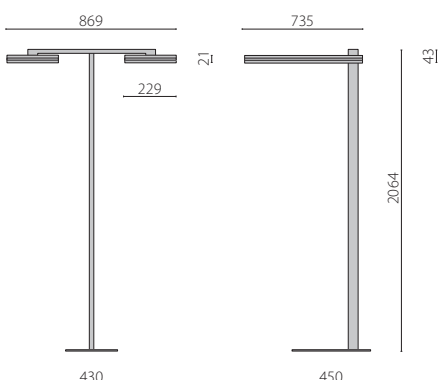
Suitable for use in a computer environment in accordance with DIN EN 12464-1



The innovative microprism combined with proven sidelight technology ensures outstanding visual comfort and glare-free light in the workplace




Whether you opt for a user remote control or detailed sensor and scenario programming, our remote operation range offers a wide range of functions





Deutscher Apothekerverband | Stuttgart | Germany



S/D – symmetric mainly indirect lighting





SMALL LINE

Innovation done right -
anything but ordinary!

Innovative and unusual – this is the perfect definition of our Small Line. The highest expression of minimalism. What stands out is a unique and unparalleled design: slim light lines and open spaces. This airy lighting family of suspended and floor luminaires was awarded the 2019 reddot Design Award. An eyecatcher in any room designed to make a statement. The design is carefully created to the smallest detail: no power cables spoil the look of this design; the suspended light is connected to the power supply through the suspension cable. Despite the slender housing height, both direct and indirect lights are incorporated in the small lines of light. The high efficiency multifaceted reflectors are anti-glare in line with norms. If you need to customize the standard lengths, simply use the LIGHT-PERFORMER® to configure your personal strip light solution.



reddot award 2019
winner



SMALL LINE

Design-coordinated suspended (PL) and free-standing (SL) series. Fixtures consist of:

Construction

- Extruded aluminium profile housing, die-cast aluminium end caps, painted
- Steel sheet canopy, painted
- Steel sheet base, powder painted
- Slender plates with open spaces give the luminaire a uniquely delicate design
- Flexible power cord with plug (SL)

Electrical

- Colour rendering index $R_a > 80$
- Colour tolerance according to MacAdam ≤ 3 SDCM
- Power is supplied via the cable suspension, no additional supply cable is required (PL)
- Intelligent lighting control systems (daylight sensor, dimSMART! and DALI) available
- Dimmable via TouchDIM®

Optics

- Gear tray with high-shine multifaceted reflectors made of pure aluminium for maximum luminaire efficiency and neutral colour rendering

Variants

- Continuous mounted version at www.light-performer.com
- Special colour versions available upon request

Listings

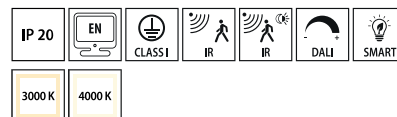
- Designed, developed and assembled in Germany
- Glare-free light for office applications in accordance with DIN EN 12464-1 ($UGR < 19$ and $< 3000 \text{cd/m}^2 > 65^\circ$)
- CE
- EAC

Warranty

- 5-year limited warranty.
Complete warranty terms located at www.performanceinlighting.com



SMALL LINE PL



7180 min Luminaire lumen output (lm) 10910 max

■ BK-RAL9005 / Black RAL9005 / Textured
□ WH-RAL9016 / White RAL9016 / Textured

Slender plates with open spaces give the luminaire a uniquely delicate design.



Power is supplied via the cable suspension, no additional supply cable is required.



The luminaire unit is attached to the cable suspension without tools using clips.



Light optics with high-shine multifaceted reflectors ensure maximum efficiency and light quality



Daylight sensors ensure substantial energy savings and support user health and wellbeing.

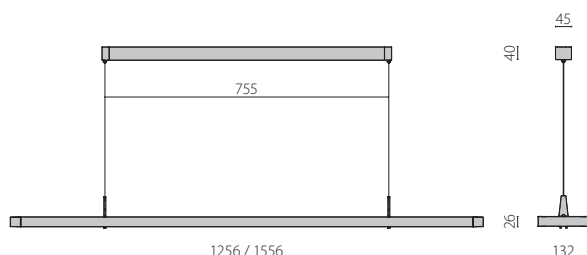



dimSmart! can be used to configure and personalise the light easily via app, using various parameters – so it suits your needs perfectly.



reddot award 2019
winner

The suspended lights in this range received the reddot design award in the "Lights and luminaires" category in 2019.





S/C – Symmetric uniform direct-indirect light

SMALL LINE SL



7700 min Luminaire lumen output (lm) 10750 max

■ BK-RAL9005 / Black RAL9005 / Textured
□ WH-RAL9016 / White RAL9016 / Textured

Slender plates with open spaces give the luminaire a uniquely delicate design.



Practical U-shaped base allows for easy, level positioning of the luminaire and offers maximum flexibility.



Direct and indirect light sources can be separately dimmed with absolute ease using our intelligent switch. This switch can also be used to control the sensors




Light optics with high-shine multifaceted reflectors ensure maximum efficiency and light quality



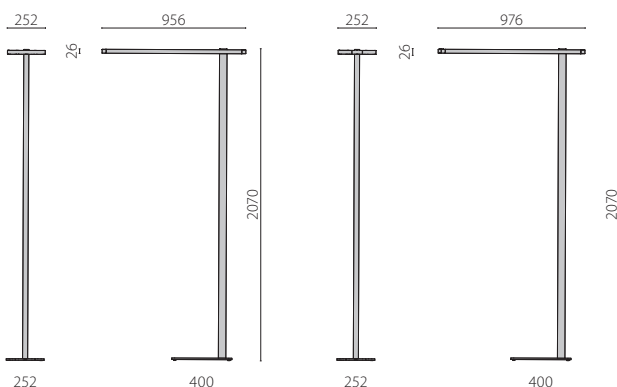
Daylight sensors ensure substantial energy savings and support user health and wellbeing.




Glare-free light for office applications in accordance with DIN EN 12464-1 ($UGR < 19$ and $< 3000 \text{ cd/m}^2 > 65^\circ$).



Whether you opt for a user remote control or detailed sensor and scenario programming, our remote operation range offers a wide range of functions





S/D – symmetric mainly indirect lighting

IN-TENSE

design Walter de Silva

Exclusive, Sculptural, Disruptive

Ethereal and light but intense. IN-TENSE, designed by Walter de Silva for PERFORMANCE IN LIGHTING, embodies the perfect combination of dynamism and fluidity. The almost skin-like tension of the material explodes in a three-dimensional creation, whose sophisticated line evolves and composes volumes in motion, while a meditated asymmetry regains the uniqueness of the essential natural element we know as light. Simple, functional and modern on one hand and exclusive, sculptural, disruptive are the concepts behind this series: the light seems to flow from the ceiling into a bi-dimensional free space. A sculptural and disruptive metal feeling underlines the status of futuristic appearance able to express digitalisation emphasising the precision for details. An organic, warm, romantic technical revolution is the concept behind this new object of German quality.



Private house | Verona | Italy

IN-TENSE

Suspended, LED luminaire for indoor, comprising:

Construction

- Tempered, flat glass diffuser with thermoformed technopolymer housing
- LED Sidelight-Technology for a homogenous light distribution over the entire area of the cover
- Pendant metal tube and suspension cable on one side only, with drop-shaped die-cast coupling

Electrical

- Dimmable via TouchDIM®
- Colour tolerance according to MacAdam ≤ 3 SDCM

Optics

- High transparent glass with a white ceramic edge (WHITE TR) and integrated micro prism for efficient light diffusion, glare minimisation, and excellent uniformity
- High transparent glass with a black ceramic edge (BLACK TR) and integrated micro prism diffuser for efficient light diffusion, glare minimisation, and excellent uniformity
- Partially mirrored, black glass with a black ceramic edge (BLACK DRK) and integrated micro prism for efficient light diffusion, glare minimisation, and excellent uniformity

Installation

- Pendant tube, cable suspension, supply cable and ceiling canopy included

Variants

- Special colour versions available. Consult factory

Listings


- CE
- EAC
- ENEC
- Designed, developed and assembled in Germany
- Glare-free light for office applications in accordance with DIN EN 12464-1 (UGR <19 and $<3000\text{cd/m}^2 >65^\circ$)

Warranty

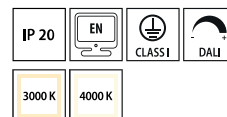
- 5-year limited warranty. Complete warranty terms located at www.performanceinlighting.com
- Registered design ®







IN-TENSE PL



1850 3710
min Luminaire lumen output (lm) max

■ BK-RAL9005 / Black RAL9005 / Glossy
□ WH-RAL9003 / White RAL9003 / Glossy

Direct/indirect-beam light distribution for an improved room atmosphere and increased visual comfort



Tempered, flat glass diffuser with thermoformed technopolymer housing



Luminaire head made from glass with moulded design cover in a wave shape and drip applications made from metal, as well as a diecast canopy



Sensor device available with task oriented PIR detector and daylight control upon request



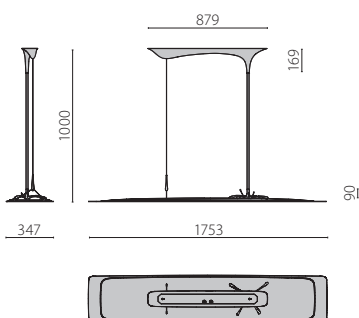
Partially mirrored, black glass with a black ceramic edge (BLACK DRK) and integrated micro prism for efficient light diffusion, glare minimisation, and excellent uniformity




High transparent glass with a black ceramic edge (BLACK TR) and integrated micro prism diffuser for efficient light diffusion, glare minimisation, and excellent uniformity



High transparent glass with a white ceramic edge (WHITE TR) and integrated micro prism for efficient light diffusion, glare minimisation, and excellent uniformity





S/D symmetric mainly indirect lighting





MERCURY

design Walter de Silva

Solid Waves

Roundness and voluptuousness. MERCURY, designed by Walter de Silva for PERFORMANCE IN LIGHTING, wraps light with its enveloping volumes. A technical revolution about the hot side of light. A durable metal soul emphasises a futuristic taste that interprets the needs of the digital age. A thin outer shell, slender, seemingly delicate, hides within it the most vibrant reflections of light. Solid Waves: Solidity in term of durability and statics as a metal balanced with dynamism given by the transient of waves are the two concepts behind this new series. Light is energy, is a wave, is evanescent. Metal is static, is durable, is forever. Design something evanescent with a metal shape means represents something with a solid material means to catch the moment, to freeze the moment. Compact, sculptural and attractive: this new series magnifies the beauty of the material reflections.



MERCURY

Suspended, LED luminaire for indoor, comprising:

Construction

- Luminaire head made from glass with moulded designer cover in a wave shape and moulded technopolymer moulded canopy
- LED Sidelight-Technology for a homogenous light distribution over the entire area of the cover
- Pendant tube made from metal and cable suspension on one side

Electrical

- Dimmable via TouchDIM®
- Colour tolerance according to MacAdam ≤ 3 SDCM

Optics

- High transparent glass with a white ceramic edge (WHITE TR) and integrated micro prism for efficient light diffusion, glare minimisation, and excellent uniformity
- High transparent glass with a black ceramic edge (BLACK TR) and integrated micro prism diffuser for efficient light diffusion, glare minimisation, and excellent uniformity
- Partially mirrored, black glass with a black ceramic edge (BLACK DRK) and integrated micro prism for efficient light diffusion, glare minimisation, and excellent uniformity

Variants

- Special colour versions available. Consult factory

Listings

- CE
- EAC
- ENEC
- Designed, developed and assembled in Germany
- Glare-free light for office applications in accordance with DIN EN 12464-1 (UGR <19 and $<3000\text{cd/m}^2 >65^\circ$)

Warranty

- 5-year limited warranty. Complete warranty terms located at www.performanceinlighting.com
- Registered design ®



MERCURY PL



IP 20

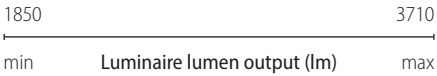
EN

CLASS I

DALI

3000 K

4000 K



- BK-RAL9005 / Black RAL9005 / Glossy
- WH-RAL9003 / White RAL9003 / Glossy

Flowing forms create a dynamically vibrant sculptural effect that remains suspended in time



Luminaire head made from glass with moulded designer cover in a wave shape and moulded technopolymer moulded canopy



Sensor device available with task oriented PIR detector and daylight control upon request




Suitable for use in a computer environment in accordance with DIN EN 12464-1.



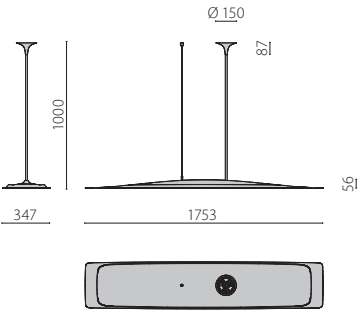
Partially mirrored, black glass with a black ceramic edge (BLACK DRK) and integrated micro prism for efficient light diffusion, glare minimisation, and excellent uniformity




High transparent glass with a black ceramic edge (BLACK TR) and integrated micro prism diffuser for efficient light diffusion, glare minimisation, and excellent uniformity



High transparent glass with a white ceramic edge (WHITE TR) and integrated micro prism for efficient light diffusion, glare minimisation, and excellent uniformity





S/A symmetric direct lighting





Solid Waves

Motion, energy and light. LIQUID is the first luminaire designed by Walter de Silva for PERFORMANCE IN LIGHTING where technology and beauty come together in a unique design. A distillation of pure technological essence which explores reflections on the nature of light with aesthetic values of the highest quality. Light is energy, wave, evanescence. Metal is static and durable over time. The waves of a drop crystallise into a lightweight, substantial volume that expresses fluidity and dynamism at the same time. Solid Waves: Solidity in term of durability and statics as a metal balanced with dynamism given by the transient of waves are the two concepts behind this new series. Light is energy, is a wave, is evanescent. Metal is static, is durable, is forever. Looks like metal, a solid material that liquefies to communicate what is inside: motion, energy and light. The formal choice of the designer magnifies the beauty of the material reflections; the result is a realistic approach with deep thin multiple waves with no line visible.



Vetroin offices | Brescia | Italy

LIQUID

Suspended, round LED luminaire for indoor, comprising:

Construction

- Die-cast aluminium luminaire body and canopy, powder-coated or with exclusive water lacquering painting process
- LED Sidelight-Technology for a homogenous light distribution over the entire area of the cover

Electrical

- Dimmable via TouchDIM®
- Colour tolerance according to MacAdam ≤ 3 SDCM

Optics

- Optical diffuser with integrated high transmittance light guide in black glass (BLACK)
- Optical diffuser with integrated high transmittance light guide in shiny opal white glass (WHITE)

Installation

- Consult factory for track mounting h 300 / 500 mm options.

Variants

- Special colour versions available. Consult factory

Listings

- CE
- EAC
- ENEC
- Developed and assembled in Germany

Warranty


- 5-year limited warranty. Complete warranty terms located at www.performanceinlighting.com
- Registered design ®







LIQUID PL



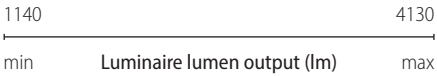
IP 20

EN

CLASS I

DALI

3000 K




- BK-RAL9005 / Black RAL9005 / Glossy
- WH-RAL9003 / White RAL9003 / Glossy

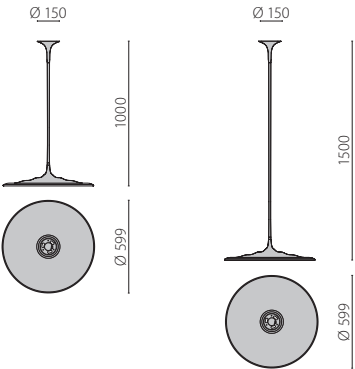
Flowing forms create a dynamically vibrant sculptural effect that remains suspended in time



Optical diffuser with integrated high transmittance light guide in shiny opal white glass (WHITE)




Optical diffuser with integrated high transmittance light guide in black glass (BLACK)






Vetroin offices | Brescia | Italy



C/EW extra wide circle reflector



C/EW extra wide circle reflector





SL629

Redeemed in next to no time

Our SL629 series make conversion worth your while. Are your old power-hungry lamps outdated and do you want to save money using more efficient lighting solutions? Nothing could be easier with the SL629. High-efficiency LEDs combined with innovative prismatic diffusers result in impressive energy savings of up to 90% without compromising on outstanding and glare-free light quality. Installing the luminaires is quick and intuitive and the separate LED module can be easily replaced at a later time if needed. All this makes the SL629 a true “future proof” solution.. The simple design suits any room, whether using the surface-mounted or suspended version. Use our LIGHT-PERFORMER® to conveniently configure your custom strip lighting system.



Offices "Haus der Höfe" | Bonn | Germany

SL629

Design-coordinated suspended (PL) and surface mounted (AB) series. Fixtures consist of:

Construction

- Housing made of steel sheet, die-cast aluminium end caps, powder painted
- Steel sheet canopy, painted
- Light engine can be replaced by means of a slide-in mechanism
- Complete with steel suspension cable (1.5 m), transparent power cord and ceiling rose

Electrical

- Colour rendering index $R_a > 80$ or $R_a > 90$
- Colour tolerance according to MacAdam ≤ 3 SDCM
- LED Sidelight-Technology for a homogenous light distribution over the entire area of the cover
- Dimmable via TouchDIM®

Optics

- Prismatic cover for efficient light diffusion, glare reduction and a high level of uniformity.

Variants

- The configurable CM version allows for individual lighting solutions
- Different connection kits available for the CM version
- Intelligent lighting control systems (daylight sensor and DALI) available
- Special colour versions available upon request

Listings

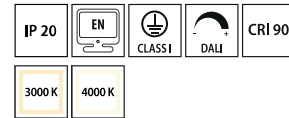

- Designed, developed and assembled in Germany
- Glare-free light for office applications in accordance with DIN EN 12464-1 ($UGR < 19$ and $< 3000 \text{ cd/m}^2 > 65^\circ$)
- ENEC
- CE
- EAC
- RCM

Warranty

- 5-year limited warranty.
Complete warranty terms located at www.performanceinlighting.com



SL629 PL / PL CM / AB



5.351 9.785
min Luminaire lumen output (lm) max

■ GR-RAL9006 / Grey RAL9006 / Textured
□ WH-RAL9016 / White RAL9016 / Textured

Variable uses and combinations thanks to a wide range of variants.



The innovative microprism combined with proven sidelight technology ensures outstanding visual comfort and glare-free light in the workplace.



The configurable CM version allows for individual lighting solutions



Modernisation work – this LED lighting series is especially suitable for 1:1 replacement of T5/T8 luminaires



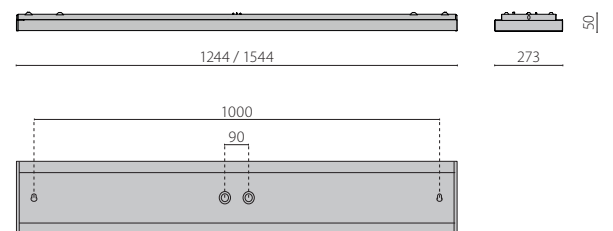
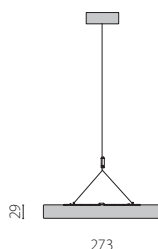

Sensor device available with task oriented PIR detector and daylight control upon request




Surface-mounted version




Glare-free light for office applications in accordance with DIN EN 12464-1 ($UGR < 19$ and $< 3000 \text{ cd/m}^2 > 65^\circ$).






S/C – symmetric uniform direct-indirect light



S/A – symmetric direct lighting



S/A – symmetric direct lighting

SL630

The clever LED solution for renovations

With our SL630 surface-mounted luminaire there is no need to settle for compromise in renovation contests. Do you want to replace your old T5/T8 luminaires with modern LED technology whilst minimising the expense of installation, ceiling renovation and maintenance? The SL630 is the perfect solution for you: It can be rapidly installed thanks to its intuitive mounting system. These luminaires have the ideal dimensions for concealing battered patches of ceiling – no need for time-consuming repainting and grouting. The LED modules can be easily replaced and re-installed at a later time, if needed. The SL630 also features impressive energy efficiency: compared to conventional technologies, the SL630 will save you up to 50% in energy consumption. What's more, it can even save up to 90% if used in combination with intelligent lighting control systems, such as our daylight controllers with presence sensors. In this way, the luminaire can repay itself within a very short period.



SL630

LED surface-mount luminaire for interior, comprising

Construction

- Housing made of steel sheet, die-cast aluminium end caps, powder painted
- Steel sheet canopy, painted
- Version for renovation with luminaire width of >370 mm to cover the existing holes
- Light engine can be replaced by means of a slide-in mechanism

Electrical

- Colour rendering index Ra > 80
- Colour tolerance according to MacAdam ≤ 3 SDCM
- LED Sidelight-Technology for a homogenous light distribution over the entire area of the cover
- Dimmable via TouchDIM®

Optics

- Prismatic cover for efficient light diffusion, glare reduction and a high level of uniformity.

Variants

- Intelligent lighting control systems (daylight sensor and DALI) available
- Special colour versions available upon request

Listings

- Designed, developed and assembled in Germany
- Glare-free light for office applications in accordance with DIN EN 12464-1 (UGR<19 and <3000cd/m²>65°)
- ENEC
- CE
- EAC
- RCM

Warranty

- 5-year limited warranty.
Complete warranty terms located at www.performanceinlighting.com




SL630 AB



4710 min Luminaire lumen output (lm) 6270 max

■ GR-RAL9006 / Grey RAL9006 / Textured
□ WH-RAL9016 / White RAL9016 / Textured

Intelligent dimensions that are specially adapted for renovating old lighting installations make additional work like filling in holes and cracks or painting ceilings unnecessary. COVER-UP! The SL630 covers almost all common linear luminaires with conventional lighting technology.



Retrofitted LED modules allow for easy, cost-efficient maintenance and make this series of luminaires a lighting solution that is fit for the future



Modernisation work – this LED lighting series is especially suitable for 1:1 replacement of T5/T8 luminaires



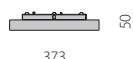
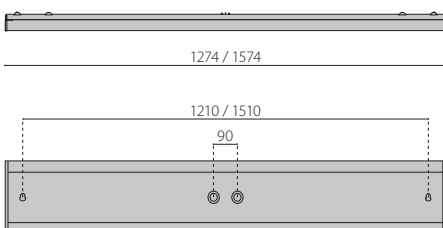
Sensor device available with task oriented PIR detector and daylight control upon request




The innovative microprism combined with proven sidelight technology ensures outstanding visual comfort and glare-free light in the workplace



Suitable for use in a computer environment in accordance with DIN EN 12464-1





S/A – symmetric direct lighting





Zalando headquarters

SL764+

Infinitely versatile

At just 40 mm wide, the SL764+ is our most streamlined lighting system, but it is also the most versatile. A limited number of combinable factors create an almost infinite range of product variants. The SL764+ is a real all-rounder throughout the entire office, education and administration sector. The lighting system and the associated individual luminaires from this elegant range are characterised by a clear and linear design language that adapts aesthetically and also discreetly to any architecture. The lighting system offers maximum design freedom in terms of dimension, capacity, shapes, installation types, lighting technology and sensors and provides the option to implement a uniform photometric concept throughout the building. With our award-winning LIGHT-PERFORMER® planning tool, even complex lighting systems can be individually configured in just a few minutes.



Finstral customer centre | Goschheim | Germany

SL764+

Design-coordinated suspended (PL), surface mounted (AB), free-standing (SL) and configurable lighting system series. Fixtures consist of:

Construction

- Extruded aluminium profile housing, anodised (EV1) or powder coated
- Die-cast aluminium end caps, painted
- Streamlined, simple design with flush end caps
- High-quality workmanship of profile connections for a perfect look
- Simple and convenient lighting installation
- Future-proof and maintenance-friendly thanks to replaceable LED modules and components
- Flexible power cord with plug (SL)
- Complete with steel suspension cable (1.5 m), transparent power cord and canopy (PL)

Electrical

- Colour rendering index Ra > 80
- Colour tolerance according to MacAdam ≤ 3 SDCM
- Through-wiring design

Optics

- A range of light optics: Anti-glare micro prism (DIN EN 12464-1), black grid and opal cover for consistent light distribution

Variants

- Configuration of individual luminaires and lighting systems in any length, capacity and design according to your needs - with our award-winning LIGHT-PERFORMER®
- Configurable conductor rails, blind fields, sensor modules and tunable white versions
- Configurable as a suspended luminaire, surface mounted luminaire, wall mounted luminaire and recessed luminaire (frame/trimless)
- Configuration of complex lighting systems in L, S, Z, or rectangular designs provide maximum design freedom
- Special colour versions available upon request
- Colour rendering index Ra > 90 options available. Consult factory

Listings

- Designed, developed and assembled in Germany
- Glare-free light for office applications in accordance with DIN EN 12464-1 (UGR < 19 and < 3000cd/m² > 65°)
- ENEC
- CE

Warranty

- 5-year limited warranty.
Complete warranty terms located at www.performanceinlighting.com




SL764+ PL | SL764+ SM



2,448 min Luminaire lumen output (lm) 8,226 max

■ BK-RAL9005 / Black RAL9005 / Textured
 ■ GR-RAL9006 / Grey RAL9006 / Textured
 □ WH-RAL9016 / White RAL9016 / Textured

Straight linear aluminium profiles with flush end caps ensure a clear, linear design language



Perfect fit of the light optics thanks to expansion compensating recesses in the headpieces



A range of light optics: Anti-glare micro prism (DIN EN 12464-1), black grid and opal cover for consistent light distribution



Opal cover for indirect light reliably protects against dust and insects.




Functional mounting aid ensures simple and convenient electrical connection connection - even overhead.



Future-proof and maintenance-friendly thanks to replaceable LED modules and components




Planning customised lighting systems in just 5 minutes is simple with our award-winning LIGHT-PERFORMER®






Deutscher Apothekerverband | Stuttgart | Germany

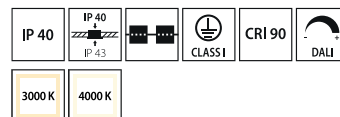



S/A – symmetric direct lighting



S/C – symmetric uniform direct-indirect light


SL764+ RE | SL764+ RF



1410 4430
min Luminaire lumen output (lm) max

GR-EV1 / Anodised grey / Matt
BK-RAL9005 / Black RAL9005 / Textured
WH-RAL9016 / White RAL9016 / Textured

Straight linear aluminium profiles with flush end caps ensure a clear, linear design language



Perfect fit of the light optics thanks to expansion compensating recesses in the headpieces



Consistent light projection without visible LED dots over the entire light-emitting surface



Up to 159 lm/W thanks to highly efficient LED modules and innovative reflector technology



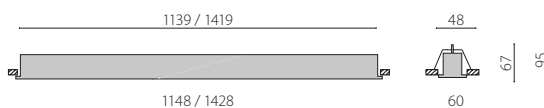

Functional mounting aid ensures simple and convenient electrical connection connection - even overhead.



Future-proof and maintenance-friendly thanks to replaceable LED modules and components




Planning customised lighting systems in just 5 minutes is simple with our award-winning LIGHT-PERFORMER®





Centre for integrative psychiatry | Kiel | Germany



S/A – symmetric direct lighting

SL764+ SL



17.067 min Luminaire lumen output (lm) 28.042 max

■ BK-RAL9005 / Black RAL9005 / Textured

Straight linear aluminium profiles with flush end caps ensure a clear, linear design language



Complete glare control according to DIN EN 12464-1 – ideal for single and multiple workstations



Opal cover for indirect light reliably protects against dust and insects.



Daylight and motion sensor with adjustable cut-off ensures targeted light activation and prevents the luminaire from being switched on unnecessarily.



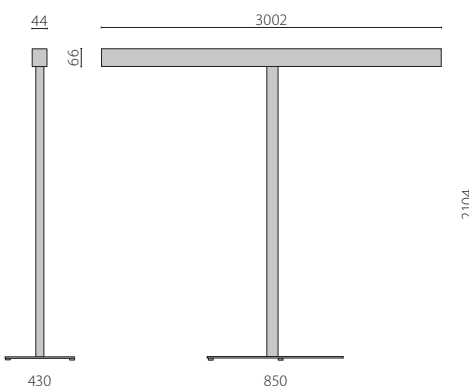
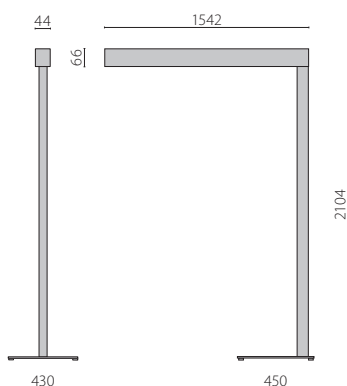
Direct and indirect light sources can be separately dimmed with absolute ease using our intelligent switch. This switch can also be used to control the sensors




Future-proof and maintenance-friendly thanks to replaceable LED modules and components




Practical U-shaped base allows for easy, level positioning of the luminaire and offers maximum flexibility.





S/D – symmetric mainly indirect lighting




S/D – symmetric mainly indirect lighting

SL764+ LIGHTING SYSTEM



Configuration of individual luminaires and lighting systems in any length, capacity and design according to your needs - with our award-winning LIGHT-PERFORMER®



Configurable as a suspended luminaire, surface mounted luminaire, wall mounted luminaire and recessed luminaire (frame/trimless)



A range of light optics: Anti-glare micro prism (DIN EN 12464-1), black grid and opal cover for consistent light distribution




Configuration of complex lighting systems in L, S, Z, or rectangular designs provide maximum design freedom



Striplights without optical interruptions possible up to a length of 25 m



The corners of the system are 100% illuminated, both directly and indirectly



Simple electrical connection using through wiring via Plug & Play




Future-proof and maintenance-friendly thanks to replaceable LED modules and components



Mediateque les 7 lieux | Bayeux | France





Zalando headquarters | Berlin | Germany

SL787+

Myriad possibilities

Lighting systems are used to showcase and accentuate the architecture, but also to add structure to certain areas. Due to the mostly very individual and complex requirements for intelligent, versatile and energy-efficient lighting systems, their planning and installation is often very demanding and time-consuming. Here, our SL787+ lighting system provides tailor-made solutions. The lighting system and the associated individual luminaires offer maximum design freedom thanks to a range of dimensions, wattages, shapes, installation types and lighting technology and give you the opportunity to implement a uniform photometric concept throughout the building. With our award-winning LIGHT-PERFORMER® planning tool, even complex lighting systems can be individually configured in just a few minutes.



OFFICES COMPENSORIO OLIVETTI | Naples | Italy

SL787+

Design-coordinated suspended (PL), surface mounted (AB) and configurable lighting system series. Fixtures consist of:

Construction

- Extruded aluminium profile housing, anodised (EV1) or powder coated
- Die-cast aluminium end caps, painted
- Streamlined, simple design with flush end caps
- High-quality workmanship of profile connections for a perfect look
- Simple and convenient lighting installation
- Future-proof and maintenance-friendly thanks to replaceable LED modules and components
- Complete with steel suspension cable (1.5 m), transparent power cord and canopy (PL)

Electrical

- Colour rendering index Ra > 80
- Colour tolerance according to MacAdam ≤ 3 SDCM
- Through-wiring design

Optics

- A range of light optics: Anti-glare micro prism (DIN EN 12464-1), black grid and opal cover for consistent light distribution

Variants

- Configuration of individual luminaires and lighting systems in any length, capacity and design according to your needs - with our award-winning LIGHT-PERFORMER®
- Configurable conductor rails, blind fields, sensor modules and tunable white versions
- Configurable as a suspended luminaire, surface mounted luminaire, wall mounted luminaire and recessed luminaire (frame/trimless)
- Configuration of complex lighting systems in L, S, Z, or rectangular designs provide maximum design freedom
- Special colour versions available upon request
- Colour rendering index Ra > 90 options available. Consult factory

Listings

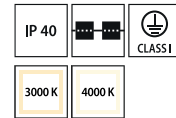
- Designed, developed and assembled in Germany
- Glare-free light for office applications in accordance with DIN EN 12464-1 (UGR < 19 and < 3000 cd/m² > 65°)
- ENEC
- CE

Warranty

- 5-year limited warranty.
Complete warranty terms located at www.performanceinlighting.com




SL787+ PL



4.304 4.972
min Luminaire lumen output (lm) max

GR-EV1 / Anodised grey / Matt

Straight linear aluminium profiles with flush end caps ensure a clear, linear design language



Perfect fit of the light optics thanks to expansion compensating recesses in the headpieces



Consistent light projection without visible LED dots over the entire light-emitting surface



The ceiling distance can be adjusted easily and flexibly, using our functional cable suspension



Functional mounting aid ensures simple and convenient electrical connection - even overhead.



Future-proof and maintenance-friendly thanks to replaceable LED modules and components




Planning customised lighting systems in just 5 minutes is simple with our award-winning LIGHT-PERFORMER®



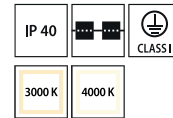


Offices comprensorio Olivetti | Naples | Italy



S/A – symmetric direct lighting


SL787+ RE



1450 1910
min Luminaire lumen output (lm) max

■ GR-EV1 / Anodised grey / Matt

Straight linear aluminium profiles with flush end caps ensure a clear, linear design language



Perfect fit of the light optics thanks to expansion compensating recesses in the headpieces



Consistent light projection without visible LED dots over the entire light-emitting surface



Up to 159 lm/W thanks to highly efficient LED modules and innovative reflector technology




Functional mounting aid ensures simple and convenient electrical connection connection - even overhead.



Future-proof and maintenance-friendly thanks to replaceable LED modules and components




Planning customised lighting systems in just 5 minutes is simple with our award-winning LIGHT-PERFORMER®





Deutscher Apothekerverband | Stuttgart | Germany




S/A – symmetric direct lighting

SL787+ LIGHTING SYSTEM




Configuration of individual luminaires and lighting systems in any length, capacity and design according to your needs - with our award-winning LIGHT-PERFORMER®



Configurable as a suspended luminaire, surface mounted luminaire, wall mounted luminaire and recessed luminaire (frame/trimless)



A range of light optics: Anti-glare micro prism (DIN EN 12464-1) and opal cover for consistent light distribution



Configuration of complex lighting systems in L, S, Z, or rectangular designs provide maximum design freedom




Striplights without optical interruptions possible up to a length of 25 m



The corners of the system are 100% illuminated, both directly and indirectly



Intuitive and easy luminaire installation in no time thanks to intelligent „CLICK-IN“ technology



Simple electrical connection using through wiring via Plug & Play



Future-proof and maintenance-friendly thanks to replaceable LED modules and components



Bethanien hospital | Moers | Germany

PLATO

You can see clearly now

Make workplace lighting a benefit, not a cost: the PLATO range is perfect for offices, schools, conference and seminar rooms. Compliance with the VDU standards is essential to ensure quality light for people who use indoor spaces for a long time. This series guarantees unparalleled visual comfort, excellent glare control, and values where no unwanted luminance is directed towards the eyes. PLATO OP is a functional panel for false ceilings with sidelight technology and an opal diffuser designed for LED modernization and energy saving. What's more, it's easy to change the light quantity thanks to the included field adjustable switch (MULTIPOWER).



PLATO

Product series consisting of inlay luminaires in various sizes.

Construction

- Housing made of extruded aluminium profile, powder coated
- LED Sidelight-Technology for a homogenous light distribution over the entire area of the cover
- Suitable grid, modular plasterboard and coffered ceilings
- Suitable for sustainable 1:1 replacement

Electrical

- 4 power levels adjustable
- Colour rendering index $R_a > 80$ or $R_a > 90$
- Colour tolerance according to MacAdam ≤ 3 SDCM

Optics

- Microprism for glare-free and barrier-free light at the workplace
- Opal PMMA diffuser for optimal light distribution and uniformity

Variants

- In the tunable white version, the illuminance level and light colour can be manually adjusted from 2700K to 6500K (DALI DT8)
- Emergency light version (3h) available
- Separate accessory allows the lights to be used as a suspended, surface mounted or recessed luminaires
- Special colour versions available. Consult factory

Listings

- Glare-free light for office applications in accordance with DIN EN 12464-1 ($UGR < 19$ and $< 3000 \text{cd/m}^2 > 65^\circ$)
- CE
- UKCA

Warranty

- 5-year limited warranty. Complete warranty terms located at www.performanceinlighting.com




PLATO 600 | PLATO 625



3706 5190
min Luminaire lumen output (lm) max

☐ WH-87 / White / Textured

Modernisation work – this LED lighting series is especially suitable for 1:1 replacement.




The innovative microprism combined with proven sidelight technology ensures outstanding visual comfort and glare-free light in the workplace.



Multipower - 4 power levels adjustable.



In the tunable white version, the illuminance level and light colour can be manually adjusted from 2700K to 6500K (DALI DT8).



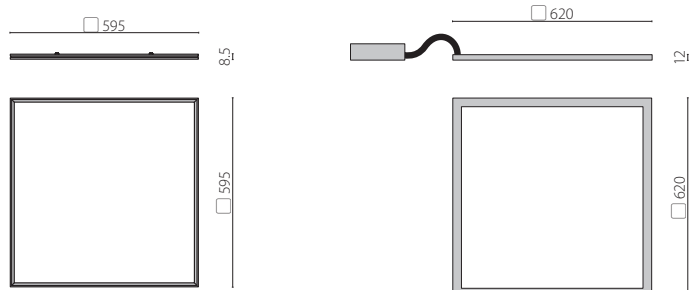
LED Sidelight-Technology for a homogenous light distribution over the entire area of the cover.



Separate accessory allows the lights to be used as a suspended, surface mounted or recessed luminaires.




Versions with emergency upon request





Ayal Kaas Company | Westzaan | Niederlande



S/A – symmetric direct lighting

PLATO 1200



IP 20

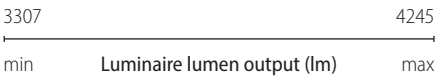
EN

CLASS II

CRI 90


3000 K

4000 K




☐ WH-87 / White / Textured

Filigree and decorative design in rectangular form.



The innovative microprism combined with proven sidelight technology ensures outstanding visual comfort and glare-free light in the workplace.



Versions with emergency upon request.




LED Sidelight-Technology for a homogenous light distribution over the entire area of the cover.




Separate accessory allows the lights to be used as a suspended luminaires.



Modernisation work – this LED lighting series is especially suitable for 1:1 replacement.





S/A – symmetric direct lighting

AMIGO 36

You can see clearly now

Equipped with high-performance optics contained in individual cells, AMIGO is the luminaire that best meets architects, design offices, and contractors' demands, combining high performance with an original and innovative aesthetic. Compliance with the VDU standards is essential to ensure quality light for people who use indoor spaces for a long time. This series guarantees unparalleled visual comfort, excellent glare control, and values where no unwanted luminance is directed towards the eyes.



AMIGO 36

Ultra-flat LED luminaire, includes:

Construction

- Galvanized perforated sheet, powder-coated housing
- Suitable grid, modular plasterboard and coffered ceilings
- Suitable for sustainable 1:1 replacement

Electrical

- Colour rendering index $R_a > 80$ or $R_a > 90$
- Colour tolerance according to MacAdam ≤ 3 SDCM

Optics

- Optics made up of PMMA optics and white polycarbonate reflectors to optimise light distribution

Variants

- Wieland connector GST18i3
- Emergency light version (3h) available
- Separate accessory allows the lights to be used as a surface mounted luminaire

Listings


- Glare-free light for office applications in accordance with DIN EN 12464-1 ($UGR < 19$ and $< 3000 \text{cd/m}^2 > 65^\circ$)
- $UGR < 16$
- CE
- UKCA
- EAC
- RCM

Warranty

- 5-year limited warranty. Complete warranty terms located at www.performanceinlighting.com



AMIGO 36



IP 20

QUICK

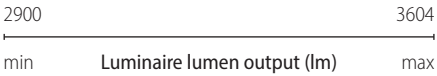
EN

CLASS II

CRI 90

3000 K

4000 K



☐ WH-87 / White / Textured

Optics made up of PMMA optics and white polycarbonate reflectors to optimise light distribution




Multipower - 4 power levels adjustable.



Separate accessory allows the lights to be used as a surface mounted luminaire



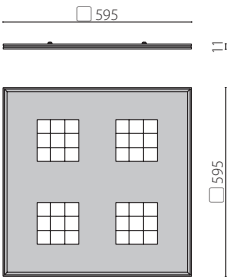
Suitable for use in a computer environment in accordance with DIN EN 12464-1




Versions with emergency upon request.



Modernisation work – this LED lighting series is especially suitable for 1:1 replacement.





S/A – symmetric direct lighting



SAVE ENERGY

Energy savings from requirement-based lighting control systems



In analyzing the lifecycle of a luminaire, we know that almost 90% of the energy it necessitates is used in operation; this clearly illustrates the extent of the potential energy and cost savings achievable for users. Old luminaires and static light switches are still in place in many existing installations, where regular luminaire failures and high power consumption give rise to unnecessarily high operating and maintenance costs. Energy savings of 50% can be made simply by switching to advanced LED technology; the potential savings from using dimmable ballasts in combination with a lighting control system are even greater. This arrangement permits the

provision of light just as required: the right light at the right time, in the right place and at the right level. Through the use of corresponding sensors on lights or in the room, the light can adapt to requirements, the time of day and whether or not employees are present. Investing in refurbishments that include a lighting control system generally pays off within a few years. This is because the material and maintenance costs that arise from the regular replacement of old and broken bulbs alone are eliminated, and also because old lamps often consume many times more power than modern, high-efficiency LED luminaires. Putting a lighting control system in

place creates a winning outcome: lower operating costs and higher light quality, which in turn increases employee satisfaction. We have developed LIGHT-PERFORMER® so you can identify the ideal renovation solution for you and determine the associated potential energy saving. Learn more on page 142 or at www.light-performer.com



HUMAN CENTRIC LIGHTING

Lighting to make you feel good

From early humanity, we evolved in the open air under the natural light of the sun. As we evolved, our biorhythms adapted to the dynamic changes in daylight, which is why light color and intensity now control our hormonal balance, regulating whether we become tired and go to sleep, or feel wide awake and full of beans – it all depends on the rhythms of daylight. Today, everyday office life often includes only a tiny amount of daylight, which is why HCL lighting concepts seek to reintroduce a little piece of nature.



A lighting control system simulates the natural dynamics of daylight in terms of light intensity, color temperature and light direction, producing appropriately stimulating light depending on the time of day – motivating or relaxing. This stabilizes our circadian rhythm so that we can remain productive throughout the day and enjoy restful sleep at night. The DIN SPEC 67600 specification sets out recommendations for how this stimulating light should be scheduled:

Between 8 am and 10 am:

Light should have an activating effect to enable us to start the day alert (8000 K and a vertical light intensity of 250 lx to the eye).

Between 13 am and 14 am:

Lighting should have an invigorating effect during lunch break to prevent an afternoon slump.

Between 18 am and 20 am:

After work has finished, warm light helps us to relax (3000 K and a vertical light intensity of 200 lx to the eye). Between these times, the light intensity and light color should be selected to suit the activity taking place.

HUMAN CENTRIC LIGHTING

CIRCADIAN RHYTHM

Light affects us. Our productivity is particularly high during the morning period, increasing right up until lunchtime before levelling out and decreasing continually towards evening. These biological processes are controlled mainly by daylight, and an HCL lighting concept goes a long way towards supporting this natural process.



PRODUCTIVITY

HCL promotes productivity and concentration in the workplace



SYNCHRONIZATION

HCL lighting control systems align our body clocks with the natural rhythm of day and night.




VISUAL COMFORT

Natural lighting at the right light intensity makes things easier on the eyes.



HEALTH

HCL supports our natural biorhythms and ensures enhanced wellbeing.



COLOR SPECTRUM

With HCL, artificial light imitates the natural color dynamics of sunlight over the course of the day.



DESIGN

A successful lighting solution makes the surfaces and colors in a room shine. Tunable White makes it possible to adapt the color temperature of lighting specifically to suit the color concept of the interior architecture. The color rendering (Ra) of our luminaires remains stable at >80 across the entire color temperature range.



DYNAMICS AND ATMOSPHERE

Dynamic light transforms the atmosphere in the room, keeping it adapted to the respective requirements.



USAGE

Warm white light with a low lighting level calms us and promotes creativity, making it an especially suitable option for relaxation and recreation areas. Cold white light (> 5,000K) makes us alert and productive. It is most effective in spaces where mental and physical productivity are the top priority.



DAYLIGHT CONTROLLER

The right light at the right time



Using available daylight is of paramount importance when planning a lighting system that is intended to simultaneously save energy and improve wellbeing. Even on a cloudy day, the light intensity of daylight is much higher than that of artificial lighting. In addition to which, daylight is available free of charge – unlike artificial light. The natural rhythm of daylight and manifold variations in brightness over the course of the day are particularly pleasurable for us as humans. When we spend most of our days inside buildings, being able to see outdoors

enables us to come into contact with weather, times and seasons. Architecture featuring well-designed glazed surfaces and a perfectly aligned daylight controller makes valuable use of all these advantages:

- In office buildings, savings of up to 90% on energy costs can be achieved using daylight controllers.
- Dynamic lighting scenarios that imitate the progression of daylight support employees' natural biorhythms.

- This ensures higher acceptance of the lighting system, an improved sense of wellbeing and better productivity.
- When coordinated correctly with the shutter controls, the room can receive sufficient light from the sun at all positions, without occupants being dazzled or the room becoming overheated.



dimSmart!

Personalised light without limits



Even when we are in the office, individual comfort is important – which is why we set up our workspaces to suit our needs: the alignment of monitors, sitting positions and desk height can all be adjusted as needed. So why not individually adjustable lighting as well? This makes it possible to utilize it to its full potential, as well as giving workspaces a personal note: dimSmart! makes light your personalized tool. The module, which is no larger than a matchbox, is a real problem-solver. dimSmart! is simply installed in the existing DALI luminaire and can then be controlled via Bluetooth using the free app. Using the module via

app is as easy as child's play – no need for training by a system technician. You simply install the app, configure your desired lighting scenarios encompassing various parameters such as brightness and light color, then activate these scenarios at any time. You can also save various scenarios for specific days and times using the calendar and timer functions – meaning that your preferred scenario will automatically be activated when you want it. Of course we also protect your privacy with password protecting the system and its settings to prevent unauthorized access.

No need to worry about updates either – the app automatically updates itself to the latest version, so you will always be up-to-date. dimSmart! makes the light in your office a personalized tool.

SWARM FUNCTION

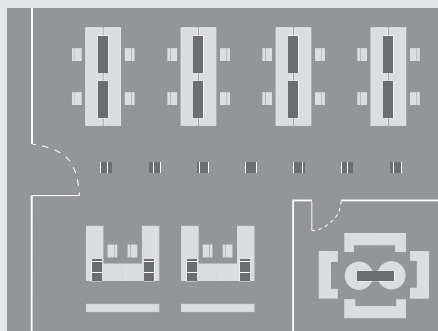
SMARTER AS A GROUP

We see it in nature: animals are often more intelligent and more productive in swarms than when they act alone. Migratory birds can travel thousands of kilometers using an energy-efficient flock formation, while fish have the best chances of surviving against much larger predators if they are in the protection of the shoal. This same bionic principle can also be applied to control technology in open-plan offices: if intelligent ballasts communicate with each other and react to their environment as a swarm, completely new, energy-saving user profiles are facilitated. In open-plan offices in particular, there is enormous potential for saving energy using a swarm function – and with minimal effort on the part of employees.

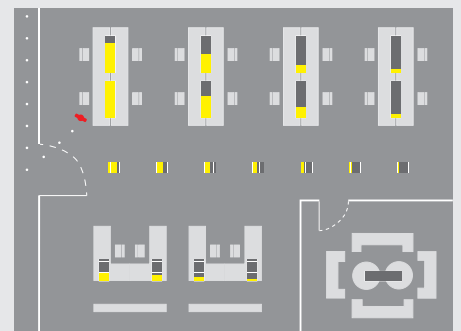
The lights communicate wirelessly wherever they detect motion within the room and adjust the brightness level accordingly. This intelligent control system means that employees need never again find themselves sitting alone in the dark, as an island of light will form automatically around them. The room remains perceptible and we feel secure.

The light adapts to the people – completely automatically.

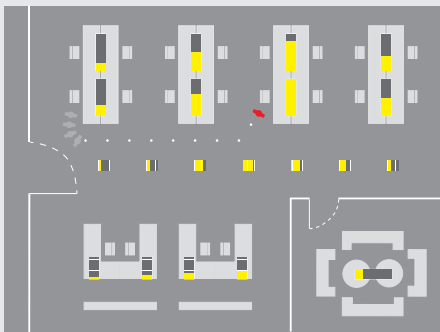
We would be pleased to advise you on the specific user profiles that would be most beneficial for your open-plan office.



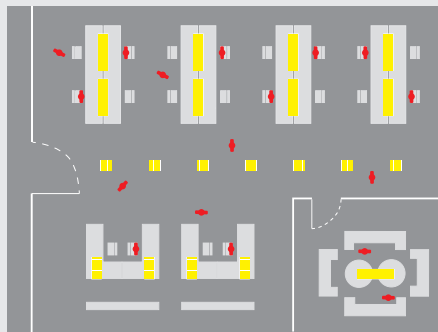
The swarm function can be used to keep lighting at a low, energy-saving level while the room is not in use ("background level").



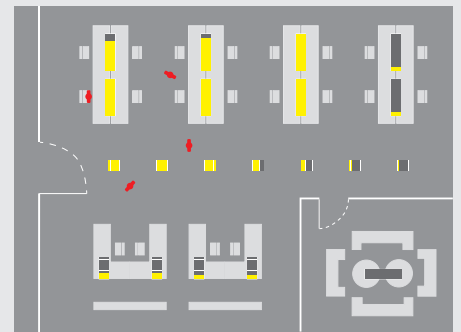
In this configuration the luminaires will only switch to full brightness around a person when they enter the room ("task level"). The surrounding luminaires continue to maintain a low-dimmed level.



As the person moves through the room, the light follows them wherever they go. This means that only those lights that are actually being used by people are fully activated.



When all employees are present, the room is fully lit.



When the room empties at lunchtime, the light gradually falls to a lower level; then, at the end of the working day, the lights are shut off completely after a while.



CUSTOMIZED SOLUTIONS



Architectural diversity and individuality increasingly make the case for specialized lighting solutions. As early as the planning phase, PERFORMANCE iN LIGHTING aligns your customer's design ideas with structural conditions. Each development step is carried out in close consultation with the customer, planner and architect. There is room for maneuver: whether low installation heights, joists or concrete ceilings, an eye-catching feature, playful accessories, individual LED solutions or high-performance work equipment – everything is possible.

PERFORMANCE iN LIGHTING can provide a new vision for every location, creating individual LED solutions to give form to your ideas.

With our award-winning LIGHT-PERFORMER® planning tool, you have the ability to configure your own lighting solution. You don't need specialist knowledge – LIGHT-PERFORMER® guides you carefully through the configuration procedure. More information about our configuration tool can be found on the following pages.



LIGHT-PERFORMER®

Our outstanding assistant for your project planning



www.light-performer.com



YouTube video

The LIGHT-PERFORMER® configuration tool provides all the answers to your questions. Visit www.light-performer.com for quick and easy access to information and data, photometric files, prices and typical lighting configurations. LIGHT-PERFORMER® was awarded the iF Design Award 2018 in the Communication, Apps/Software category: Here, you will find all the materials in our entire standard product portfolio. LIGHT-PERFORMER® also allows you to individually configure even complex lighting systems in just a few minutes. The program provides you with all the data you need to make your choice:

data sheets, DXF drawings, installation instructions and gross prices. A special feature in LIGHT-PERFORMER® allows you to generate the appropriate light calculation file for your lighting system in .ULD and .ROLF format or as a Revit file. In a couple of clicks, you can export the photometric files to light planning software. No more onerous research or tedious waiting for prices: your project can be quickly and conveniently planned, thanks to LIGHT-PERFORMER®!

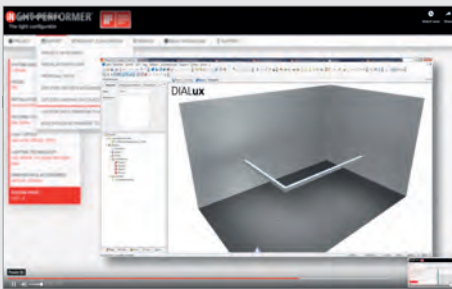
LIGHT-PERFORMER®



The LIGHT-PERFORMER® offers a fast and modular configuration in a few steps. The entire operation of the light configurator is easy and self-explaining; a complex lighting system is fully configured within 5 minutes. Small information buttons provide further information and advice.

In addition there is the possibility to make changes in retrospect in the "expert mode" - to change the configured system again.





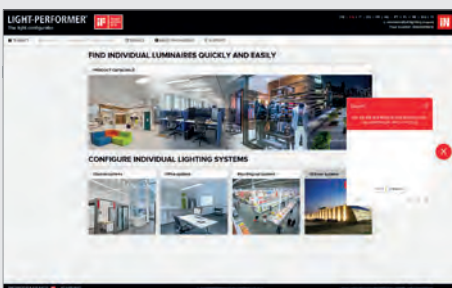
The user ends up with the opportunity to choose between different output options and, for example, to pass a photometric data file to the planning software DIALUX (.uld). Technical information and the photometric results are available immediately.



The complete configuration can be filed in a project folder and recalled later.



For any lighting system the LIGHT-PERFORMER draws up an individual well-matched assembly instruction for each phase of construction.




Chat function: Our employees answer your questions online



Search and find out a certain product among 5.000 catalogue products.






Do you need an offer? Is online-support required? Just request via mouse-click. Our technicians will train you online.



CUSTOMIZED SOLUTIONS

Zalando headquarters | Munich | Germany | Berlin | Germany





CUSTOMIZED SOLUTIONS

Microsoft headquarters | Munich | Germany





CUSTOMIZED SOLUTIONS



Offices Olivetti | Neapel | Italy





CUSTOMIZED SOLUTIONS


TAZ Berlin headquarters | Berlin | Germany





CUSTOMIZED SOLUTIONS


De Romein Group | Veendam | Netherlands





CUSTOMIZED SOLUTIONS

Wisag offices | Frankfurt | Germany





CUSTOMIZED SOLUTIONS

Offices "Haus der Höfe" | Bonn | Germany





CUSTOMIZED SOLUTIONS


Finstral customer centre | Goschheim | Germany





CUSTOMIZED SOLUTIONS

Nordex offices | Hamburg | Germany





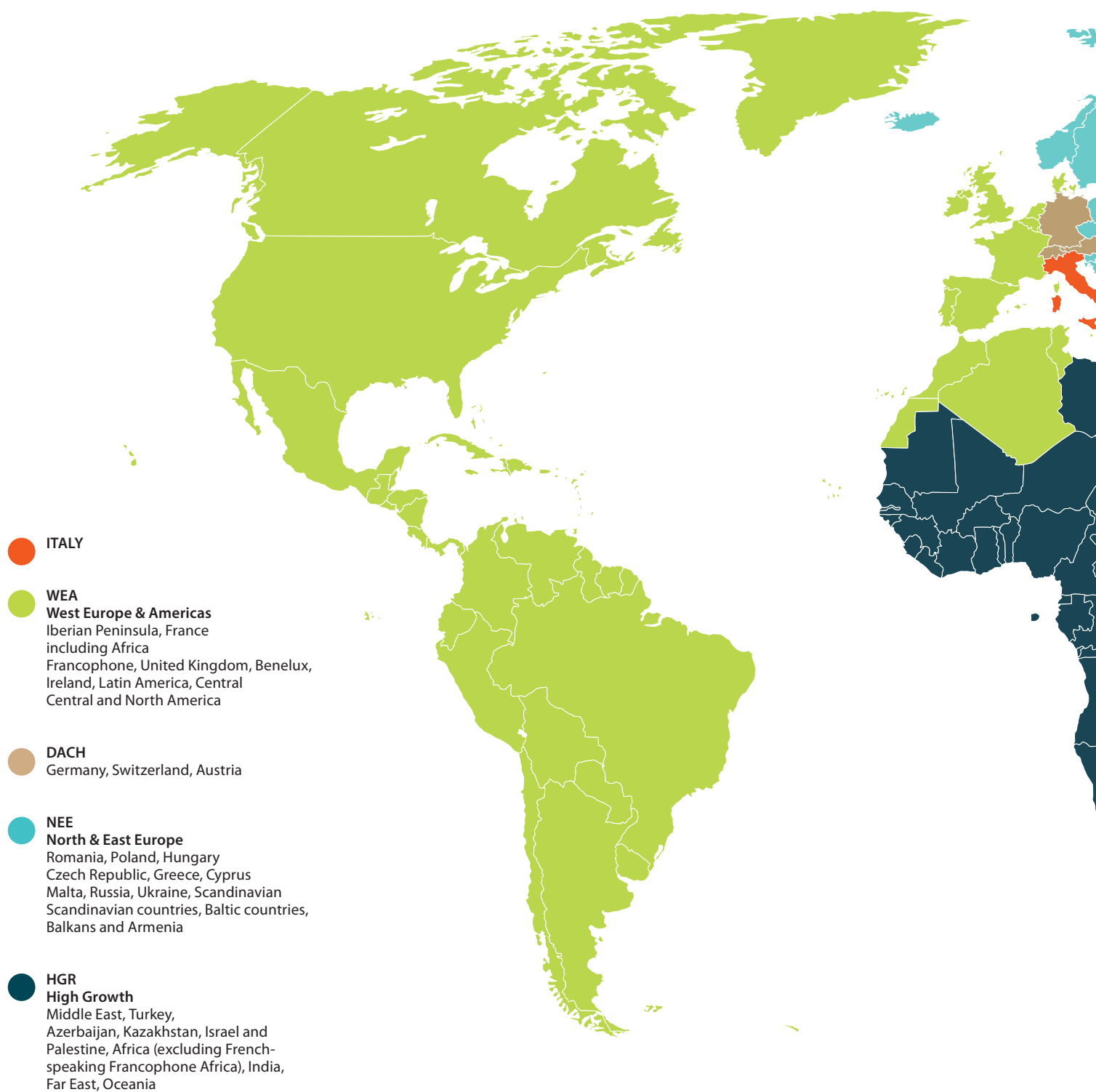
CUSTOMIZED SOLUTIONS

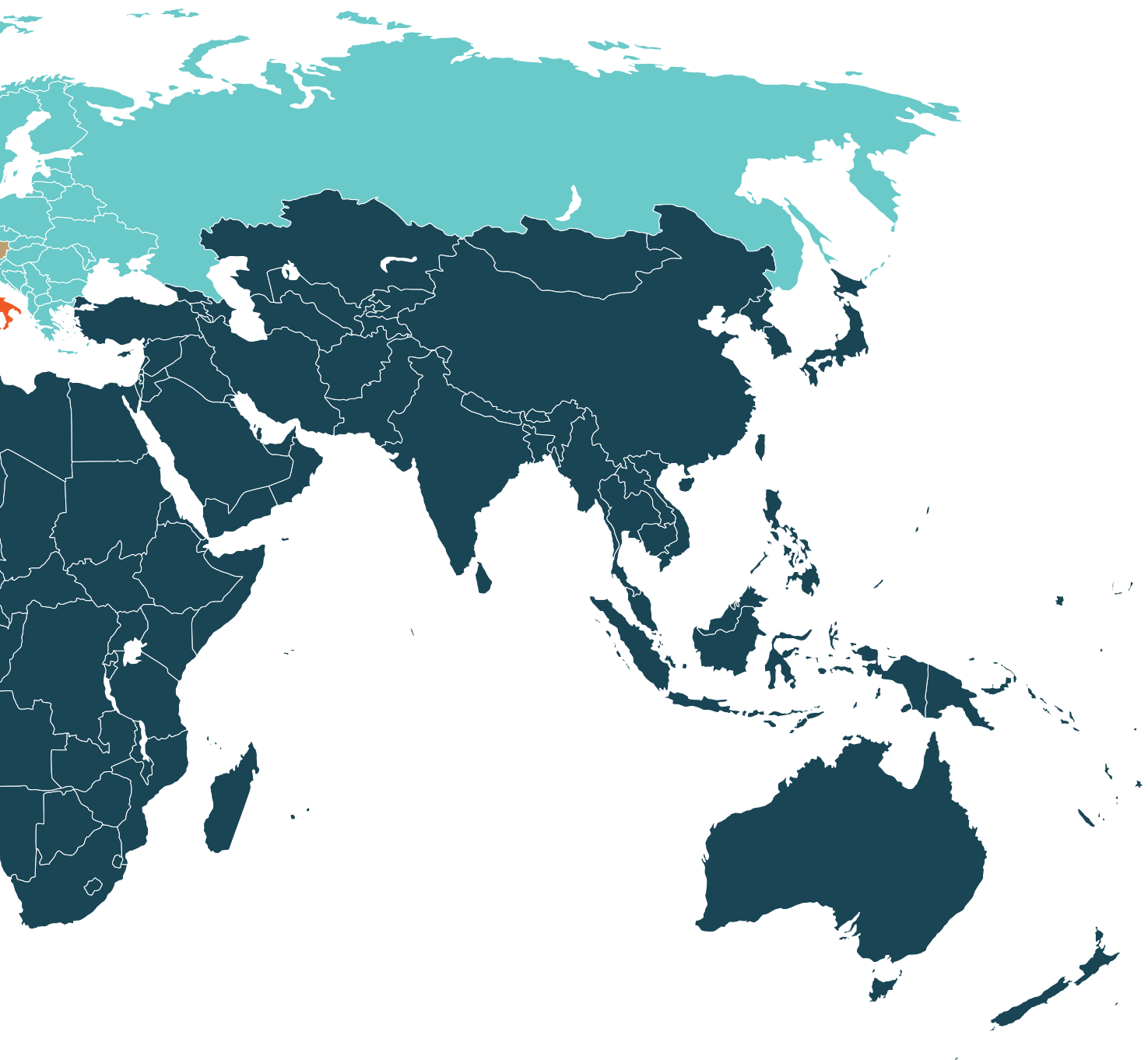
Valetti cellar | Bardolino | Italy



Structure of the Group


The holding is composed by various manufacturing companies and many branches all over the world.
It is a unique industrial framework, its brands are distributed in more than one hundred countries throughout the world.





COLOURS

Anodized | Metals



GR-EV1/
Anodised grey/
Matt

Technopolymer




WH-87/
White/
Glossy



WH-87/
White/
Textured

Painting | Metals




SL-10/
Silver/
Matt



BK-RAL9005/
Black RAL9005/
Textured



BK-RAL9005/
Black RAL9005/
Glossy



WH-RAL9003/
White RAL9003/
Glossy



WH-RAL9010/
White RAL9010/
Glossy



WH-RAL9010/
White RAL9010/
Textured



GR-20/
Metallic grey/
Glossy



GR-RAL9006/
Grey RAL9006/
Textured



WH-RAL9016/
White RAL9016/
Glossy



WH-RAL916/
White RAL9016/
Textured



BK-RAL 9017/
Black RAL9017/



Graphite grey/
Graphite grey/

PICTOGRAMS

International protection marking



Protection against solid objects greater than 12 mm.
No protection against water.



Protection against solid objects greater than 1,0 mm.
Protection against spraying water.



Protection against entry of solid objects $\varnothing \geq 12$ mm
and against rain.



Protection against solid objects greater than 1,0 mm.
Protection against splashing water.



Protection against solid objects greater than 1,0 mm.
No protection against water.



Protection against solid objects greater than 1,0 mm.
Protection against water jets.



Protection against solid objects greater than 1,0 mm.
Protection against vertically falling water drops.



Dust-protected.
No protection against water.



Class I luminaire.
Luminaire with security earthing.



Class II luminaire.
Reinforced or double insulated luminaire without earth protection.



CE certified



RCM certified



ENEC certified



DIN EN 12464-1 conform

Protection degree class

Listings

Electronic features



Double switch



Dimmable 1-10V



Power levels selectable during installation



Fuse



Dawn-dusk switch



Dimmable DALI



SMART! light monitor



Hot restrike



Constant light /
presence control



DMX dimming function



Human Centric Lighting



Emergency luminaire 1 h



High frequency
motion sensor



Dynamic white



Automatic derating



Emergency luminaire 2 h



Infrared motion sensor



RGBW



Pilot wire command
derating



Emergency luminaire 3 h



Colour rendering index Ra ≥ 90



Colour temperature selectable during
installation

PERFORMANCE IN LIGHTING S.p.A.

Viale del Lavoro 9/11

37030 Colognola ai Colli (VR) - Italy

T +39 045 61 59 211

info.it@pil.lighting

www.performanceinlighting.com

PERFORMANCE
 LIGHTING

powered by
