Stainless Steel & Glass Hardware Collection

Volume 4.2

euro
ARCHITECTURAL
COMPONENTS
euroeac.com

March 2024

Style. Design. Innovation.

EURO ARCHITECTURAL COMPONENTS (EAC) has been your #1 source for custom-made Components and is Canada's largest distributor of Architectural Components for the Railing, Fence, and Glass industries. We pride ourselves on our ability to develop new products, create trends and design styles you desire. In recent years, we have added a wide variety of new product lines, including but not limited to Elite Posts - Handrail Series and Frameless Series, Glass Wall Channels, Patch Fittings, Glass Panels, Shower Fittings, and more.

Style

We listen to our customers and are encouraged to remain current with the latest looks. Recently, we expanded our extensive colour line by offering PVD Brushed Gold, and custom Powder Coating in Satin Black, Texture Black, Matte White, and many more.

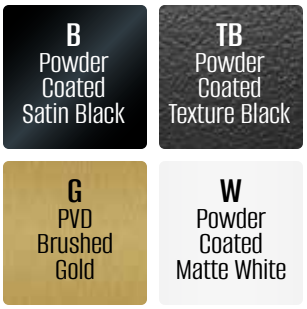

Design

In addition to expanding our existing TILT-LOCK™ Base Shoes and Spigots, we are thrilled to introduce our new Adjustable Glass Standoffs, which include a lockable feature developed under the TILT-LOCK™ product line, combining aesthetics, efficiency, and strength for commercial and residential frameless Glass Railing systems.



Innovation

Many years of experience in the architectural industry drives our desire to craft innovative products. Our team of experts will help turn your designs into reality by providing product development services for exclusive custom products from ideation all the way through to final testing and certification.

Simplicity, precision, and quality are the key features that our engineering team aims for during product development by using the latest state-of-the-art CAD/CAE programs and equipment such as 3D printers.

Our goal is to develop and innovate every product meticulously, ensuring that the final product meets or exceeds standard strength requirements while taking into consideration aesthetics and ease of installation.

Our in-house testing and certification procedure helps ensure that new products undergoing integrated developing stages comply with national and provincial building codes.

For more details on product development and to inquire about sourcing your exclusive design, please contact engineering@euroeac.com.

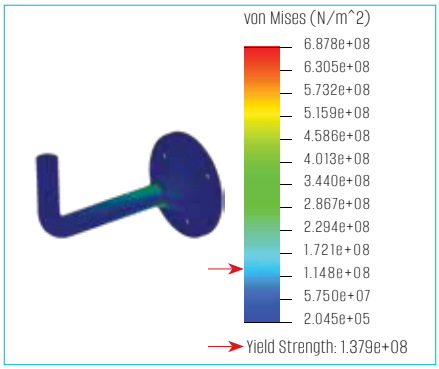



1 TILT-LOCK™ Base Shoes

23 Spigots

25 TILT-LOCK™ Spigots

31 Standard Spigots

35 Standoffs

37 TILT-LOCK™ T3 Adjustable Standoffs

41 Standard Non-Adjustable Standoffs

45 TILT-LOCK™ Mini Posts

47 Posts & Accessories

49 Elite Posts Prefabricated Posts

63 Standard Posts, Prefabricated Posts, & Accessories

69 Heavy Duty Posts

75 Post Bases

77 Round Discs, Base Plates, Flanges, Mounts, Covers

79 Square Base Plates, Flanges, Mounts, Covers

81 Glass Clips & Connectors

83 Glass Clips & Gaskets

87 Glass Connectors

91 Glass Railing Tops

93 Stainless Steel Cap Rails & Fittings

97 Aluminum Cap Rails & Fittings

101 Top Channels & Fittings

103 Top Edge Covers



105 Tubes / Rods / Bars

107 Round Fittings

111 Square Fittings

112 Rectangular Fittings

115 Handrail Components

117 Handrail Attachment Plates

118 Handrail Connectors

119 Tube Supports

121 Handrail Brackets

129 Rod Railing Components

130 Rod Connectors, Holders & Accessories

131 Horizontal Tubing


133

CableRail®

143 CableRail® Conceal Kit

145 Design Rail

153

Coloured Stainless Steel Balusters

157

LumaRail LED Lighting

161

Glass Panels & Accessories

164 Tools & Glass Handling

165

Glass Pool Gate Hardware

167 Standard Hinges & Latches

169 Polaris Hinges & Latches

172 Door Stop

173

Glass Door Hardware

175 Patch Fittings & Accessories

178 Handles

179 Locks


181

Glass Wall Channels

187

Sliding Glass Door Hardware

191

Wine Cellar Collection

192 Wine Cellar Pegs

195 Wood Crates & Glass Holders


197

Fasteners, Drill Bits & Taps

197 Screws, Rods & Accessories

199 Bolts, Anchors, & Accessories

202 Drill Bits & Taps

203

Metal Machinery, Tools & Accessories

205 Bandsaws & Metal Saws

207 Grinding Tools & Accessories

209 Metal Finishing

210 Notching Systems

211

Cleaners, Protectors, & Silicones

213 Protective Coating

216 Cleaning Kits

218 Sprays / Silicones / Paint / Adhesive

219 Glass Care

TILT-LOCK™

Tilt Adjustable Glass Railing Technology

Ready-to-Install
Easily Adjustable
From Residential to Commercial

 · Images are for illustration purposes only. Consult with your local building authority.



TILT-LOCK™ BASE SHOES

Our **Ready-to-Install TILT-LOCK™** Adjustable Base Shoes are available in 6 models: **M2**, **M3**, **M4**, **M5**, **M6L**, and **M6Y**, accommodating Glass sizes from **12-26.52mm**.

All our Base Shoes are available as **TOP MOUNTS**, which can be **RECESSED** and finished with optional Top Cover Cladding. **SIDE MOUNT** options are available with our **M3** and **M6Y** models and as a custom order with our **M4** and **M5** models. Kits come Non-Cladded or with your choice of Cladding available in Brushed Clear or Brushed Black Anodized Aluminum, or 316 Grade Satin Stainless Steel.

Our patented technology allows a **2°** front and back tilt of the Glass within the Shoe, giving you faster and easier installation with exact alignment every time. This is all achievable from one side, making your projects more efficient.

TILT-LOCK™ Adjustable Base Shoes are **Ready-to-Install** with pre-drilled holes and fully concealed components, offering a clean, finished, and perfectly aligned look. Additional accessories are available.

Features

- Engineered for the National Building Code of Canada. Refer to back inside cover for glass guard design information.

Patented in Canada, the U.S., the U.K., Europe, Australia, New Zealand, and China.

Curved Base Shoe

Base Shoes could be formed to support curved Glass Panels.

SPECIAL ORDER ONLY.
Please inquire.

CLADDING OPTIONS

Residential Shoe Kits come Cladded and Non-Cladded and include Base Shoe, Gaskets, Grips, and End Caps.

Commercial Shoe Kits require your choice of Glass Kit option to accommodate your Glass size.

REGISTERED PATENT PRODUCT · ENGINEERED · Glass Thickness 12-26.52mm · **A** Brushed Clear Anodized Aluminum · **B** Brushed Black Anodized Aluminum · **S** Satin Stainless Steel

*Glass Kits are a package including Grips and Gaskets tailored for specific Glass thicknesses. Select your desired Glass Kit for M4 (Pg 14), M5 (Pg 18), & M6 (Pg 21,22).

Use 1/2" or M12 Fasteners. Refer to pages 198-200

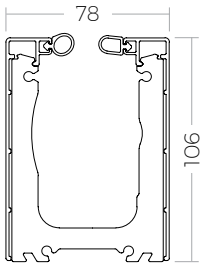

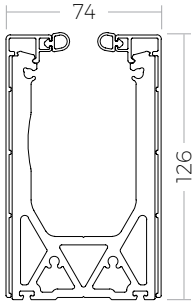

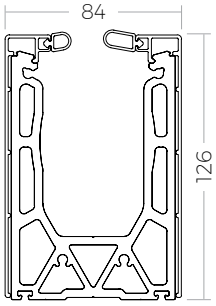

	M2 **SSSM2SHOE** Residential	**M3** **SSSM3SHOE** Residential	**M4** **SSSM4SHOE** Commercial
GLASS THICKNESS (mm)	12 - 12.76	12 - 12.76	12 - 17.52
12 - 12.76	Kit	Kit	—
12 - 13.52	—	—	Base + Glass Kit*
14.28 - 15	—	—	Base + Glass Kit*
16 - 17.52	—	—	Base + Glass Kit*
19 - 21.52	—	—	—
24.76 - 26.52	—	—	—
LENGTH	10'	10' & 20'	10'
NUMBER OF HOLES	10	10 for 10' / 20 for 20'	20
HOLE SPACE	12"	12"	6"
TOP MOUNT	Kit 10'	Kit 10' & 20'	Kit 10'
SIDE MOUNT	—	Kit 10'	Custom Order
RECESSED	Yes	Yes	Yes
CLADDING OPTIONS	A, B, S	A, B, S	A, B, S
INSTALLATION VIDEO			

Aluminum Kits (A) & (B)

- **SHOE:** Alkaline Anodized Aluminum 6063-T6.
- **CLADDING:** Brushed Clear and Brushed Black Anodized Aluminum 6463-T5 with attached Gaskets.
- **END CAPS:** Brushed Clear and Brushed Black Anodized Aluminum 6463-T5 to match cladding.

Stainless Steel Kits (S)

- **SHOE:** Alkaline Anodized Aluminum 6063-T6.
- **CLADDING:** Stainless Steel 316L in Satin finish and small Aluminum Clip-on Channel with attached Gaskets.
- **END CAPS:** Stainless Steel 316L in Satin finish to match Cladding.

*Glass Kits are a package including Grips and Gaskets tailored for specific Glass thicknesses. Select your desired Glass Kit for M4 (Pg 14), M5 (Pg 18), & M6 (Pg 21,22).

Use 1/2" or M12 Fasteners. Refer to pages 198-200

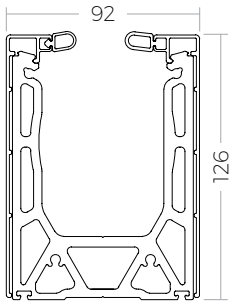

M6 Shoes are custom order. Please Inquire.

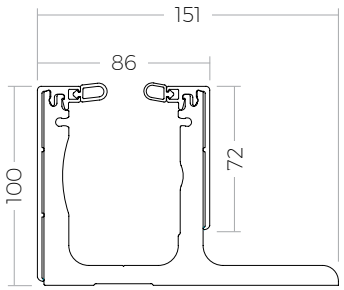

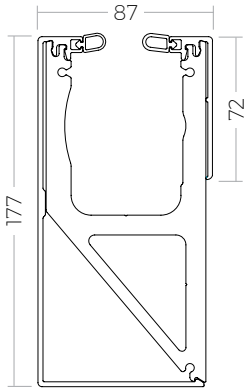

	M5 SSSM5SHOE Commercial	M6L SSSM6SHOEL Commercial	M6Y SSSM6SHOEY Commercial
GLASS THICKNESS (mm)	19 - 26.52	19 - 26.52	19 - 26.52
12 - 12.76	—	—	—
12 - 13.52	—	—	—
14.28 - 15	—	—	—
16 - 17.52	—	—	—
19 - 21.52	Base + Glass Kit*	Base + Glass Kit*	Base + Glass Kit*
24.76 - 26.52	Base + Glass Kit*	Base + Glass Kit*	Base + Glass Kit*
LENGTH	10'	10'	10'
NUMBER OF HOLES	20	20	20
HOLE SPACE	6"	6"	6"
TOP MOUNT	Kit 10'	Kit 10'	—
SIDE MOUNT	Custom Order	—	Kit 10'
RECESSED	Yes	—	—
CLADDING OPTIONS	A, B, S	A, B, S	A, B, S
INSTALLATION VIDEO			

M2 BASE SHOE

PHOTO: Fort Rouge Glass Ltd.

TILT-LOCK™

Tilt Adjustable Glass Railing Technology

M2 BASE SHOE

Residential
Interior / Exterior

Glass Thickness
12-12.76mm

A
Brushed Clear Anodized Aluminum

B
Brushed Black Anodized Aluminum

S
Satin Stainless Steel

TILTABLE 2°

REGISTERED PATENT PRODUCT

ENGINEERED

Top Mount
Aluminum Cladding

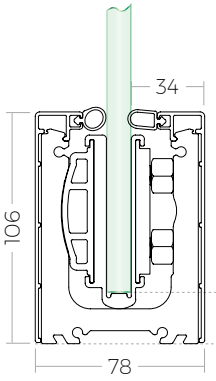

Glass sits
23mm
above ground

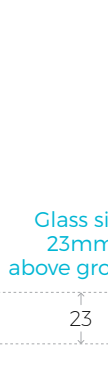

Top Mount
Stainless Steel Cladding

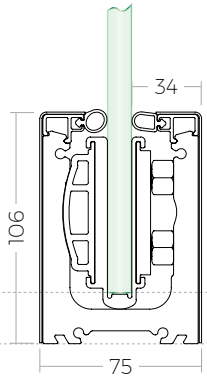

Recessed or
No Cladding

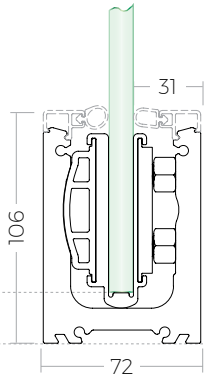

Kit Includes

PART #	Shoe Length	Full Cover Cladding	Glass Grips	End Caps	Joining Pins	Glass Gap
Top Mount Cladded Kits						
SSSM2SHOE10A	10'	2 x 10'	10	2	4	1 x 4"
SSSM2SHOE10B	10'	2 x 10'	10	2	4	1 x 4"
SSSM2SHOE10S	10'	2 x 10'	10	2	4	1 x 4"
Top Mount Non-Cladded Kit						
SSSM2SHOE10	10'	N/A	10	2	4	1 x 4"

Use 1/2" or M12 Fasteners. Refer to pages 198-200.

Cladding

Top Cover Cladding

Sold as a pair with Gaskets for **12-12.76mm** Glass thickness.

SSSM3TCC10A 10' Brushed Clear Anodized Aluminum.
SSSM3TCC10B 10' Brushed Black Anodized Aluminum.

Top Mount Cladding 10' Lengths

Sold individually with installed Gasket for **12-12.76mm** Glass included.

SSSM2CLADA Brushed Clear Anodized Aluminum.
SSSM2CLADB Brushed Black Anodized Aluminum.
SSSM2CLADS Satin Stainless Steel SS316.

Cladding Tape

Can be used when installing Cladding.

SSSMCLADTAPE Double-sided, 108' length.

90˚ Base Shoe Corners

90˚ Aluminum extruded 6" mitered corners with 2 Holes, 2 Washers, and 4 Joining Pins.

SSSM2CCSHOEI Inside.
SSSM2CCSHOEO Outside.

90˚ Corner Cut Cladding Kits

90˚ Mitered Corner Cladding Kits match Top Mount Base Shoe. Each Kit consists of 2 outside and 2 inside pieces to complete the corner. 12" in length.

Includes: Cladding And Gaskets.
SSSM2CCKITA Brushed Clear Anodized Aluminum.
SSSM2CCKITB Brushed Black Anodized Aluminum.
SSSM2CCKITS Satin Stainless Steel SS316.

Drain Blocks

Anodized Aluminum. Sold in a package of 10.

SSSM2DRAINT For M2. 3/8" thick.

End Caps

Top Mount Installations

Sold in a package of 2.

SSSM2ENDCP1X	Brushed Clear Anodized Aluminum.
SSSM2ENDCP2X	Brushed Black Anodized Aluminum.
SSSM2ENDCP3X	Satin Stainless Steel SS316.

Top Mount Stair Installations

Sold Individually.

SSSM2ENDCAP1	Brushed Clear Anodized Aluminum.
SSSM2ENDCAP2	Brushed Black Anodized Aluminum.
SSSM2ENDCAP3	Satin Stainless Steel SS316.

Leveling Shims

Anodized Aluminum. Sold in a package of 5.

SSSM2SHIM	1.5mm thick.

Grips

Sold in a package of 2 for **12-12.76mm** Glass.

SSSM2GRIPS

Gap Rubber Spacer

Glass Spacer to fill the gap between Glass Panels.

SSSM2GAP

Joining Pins

Sold in a package of 4. Pins are used to attach sections of the extruded Base Shoe together.

SSSM3JOINPIN

Tools

Wrenches for Base Shoe Grips. Open End Wrench size: 19mm or 3/4".

SSWRENCH1	Standard Wrench.
SSWRENCH3	Ratcheting Wrench.

M3 BASE SHOE

PHOTO: AC Glass & Mirror Ltd.

TILT-LOCK™

Tilt Adjustable Glass Railing Technology

M3 BASE SHOE

Residential
Interior / Exterior

Glass Thickness
12-12.76mm

A
Brushed Clear Anodized Aluminum

B
Brushed Black Anodized Aluminum

S
Satin Stainless Steel

TILTABLE 2°

REGISTERED PATENT PRODUCT

ENGINEERED

Top Mount
Aluminum Cladding

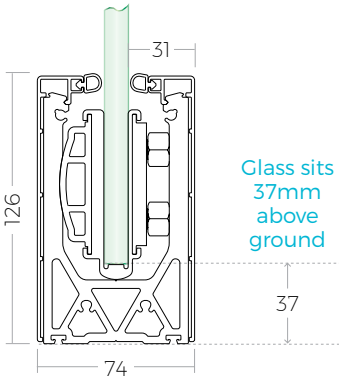

Top Mount
Stainless Steel Cladding

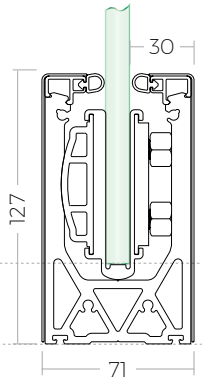

Glass sits 37mm above ground

37

Side Mount
Aluminum Cladding

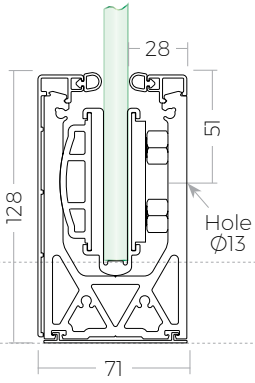

Recessed or
No Cladding

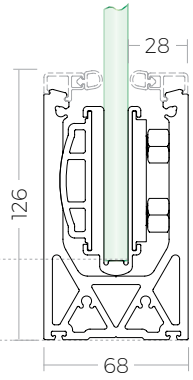

Kit Includes

PART #	Shoe Length	Full Cover Cladding	Glass Grips	End Caps	Joining Pins	Glass Gap	Stabilizing Washers
Top Mount Cladded Kits							
SSSM3SHOE10A	10'	2 x 10'	10	2	4	1 x 4"	10
SSSM3SHOE10B	10'	2 x 10'	10	2	4	1 x 4"	10
SSSM3SHOE10S	10'	2 x 10'	10	2	4	1 x 4"	10
SSSM3SHOE20A	20'	2 x 20'	20	2	8	1 x 8"	20
SSSM3SHOE20S	20'	2 x 20'	20	2	8	1 x 8"	20
Top Mount Non-Cladded Kits							
SSSM3SHOE10	10'	N/A	10	2	4	1 x 4"	10
SSSM3SHOE20	20'	N/A	20	2	8	1 x 8"	20
Side Mount Cladded Kits							
SSSM3SIDE10A	10'	1 x 10'	10	2	4	1 x 4"	10
SSSM3SIDE10B	10'	1 x 10'	10	2	4	1 x 4"	10

M3 Base Shoe Accessories

Use 1/2" or M12 Fasteners. Refer to pages 198-200.

Cladding

Top Cover Cladding

Sold as a pair with Gaskets for **12-12.76mm** Glass thickness.

SSSM3TCC10A 10' Brushed Clear Anodized Aluminum.
SSSM3TCC10B 10' Brushed Black Anodized Aluminum.

Top Mount Cladding 10' Lengths

Sold individually with installed Gasket for **12-12.76mm** Glass included.

SSSM3CLADA Brushed Clear Anodized Aluminum.
SSSM3CLADB Brushed Black Anodized Aluminum.
SSSM3CLADC Mill Finish Aluminum.
SSSM3CLADS Satin Stainless Steel SS316.
SSSM3CLADM Mirror Stainless Steel SS316.

20' Lengths

Sold individually with installed Gasket for **12-12.76mm** Glass included.

SSSM3CLADA1 Brushed Clear Anodized Aluminum.
SSSM3CLADS1 Satin Stainless Steel SS316.

Side Mount Cladding 10' Lengths

Sold Individually with installed Gasket for **12-12.76mm** Glass included.

SSSM3CLADXA Brushed Clear Anodized Aluminum.
SSSM3CLADXB Brushed Black Anodized Aluminum.

Cladding Tape

Can be used when installing Cladding.

SSSMCLADTAPE Double-sided, 108' length.

90˚ Base Shoe Corners For Top Mount Shoes Only

90˚ Aluminum extruded 6" mitered corners with 2 Holes, 2 Washers, and 4 Joining Pins.

SSSM3CCSHOEI Inside.
SSSM3CCSHOEO Outside.

90˚ Corner Cut Cladding Kits For Top Mount Shoes Only

90˚ Mitered Corner Cladding Kits match Top Mount Base Shoe. Each Kit consists of 2 outside and 2 inside pieces to complete the corner. 12" in length.

Includes: Cladding and Gaskets.
SSSM3CCKITA Brushed Clear Anodized Aluminum.
SSSM3CCKITB Brushed Clear Anodized Aluminum.
SSSM3CCKITS Satin Stainless Steel SS316.

Drain Blocks

Anodized Aluminum. Sold in a package of 10.

SSSM3DRAINT For M3 Top Mount Shoe. 3/8" thick.
SSSM3DRAINS For M3 Side Mount Shoe. 3/8" thick.

End Caps

Top Mount Installations

Sold in a package of 2.

SSSM3ENDCP1X	Brushed Clear Anodized Aluminum.
SSSM3ENDCP3X	Brushed Clear Anodized Aluminum.
SSSM3ENDCP2X	Satin Stainless Steel SS316.
SSSM3ENDCP4X	Mirror Stainless Steel SS316.

Top Mount Stair Installations

Sold Individually.

SSSM3ENDCAP1	Brushed Clear Anodized Aluminum.
SSSM3ENDCAP5	Brushed Black Anodized Aluminum.
SSSM3ENDCAP2	Satin Stainless Steel SS316.
SSSM3ENDCAP7	Mirror Stainless Steel SS316.

Side Mount Stair Installations

Sold Individually.

SSSM3ENDCAP3	Brushed Clear Anodized Aluminum.

Leveling Shims

Anodized Aluminum. Sold in a package of 5.

SSSM3SHIM1	1.5mm thick.
SSSM3SHIM2	3mm thick.

Grips

Sold in a package of 2 for **12-12.76mm** Glass.

SSSM3GRIPS

Gap Rubber Spacer

Glass Spacer to fill the gap between Glass Panels.

SSSM3GAP

Joining Pins

Sold in a package of 4. Pins are used to attach sections of the extruded Base Shoe together.

SSSM3JOINPIN

Tools

Wrenches for Base Shoe Grips. Open End Wrench size: 19mm or 3/4".

SSWRENCH1	Standard Wrench.
SSWRENCH3	Ratcheting Wrench.

M4 BASE SHOE

TILT-LOCK™

Tilt Adjustable Glass Railing Technology

M4 BASE SHOE

Residential / Commercial
Interior / Exterior

Glass Thickness 12-17.52mm

A Brushed Clear Anodized Aluminum

B Brushed Black Anodized Aluminum

S Satin Stainless Steel

TILTABLE 2°

REGISTERED PATENT PRODUCT

ENGINEERED

Top Mount Aluminum Cladding

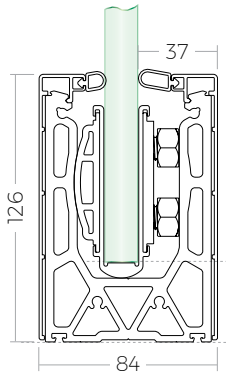

Top Mount Stainless Steel Cladding

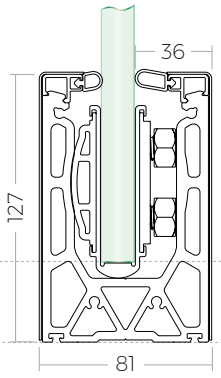

Side Mount Aluminum Cladding

CUSTOM ORDER

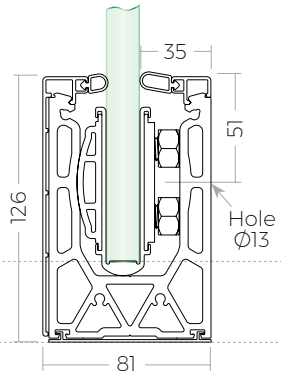

Recessed or No Cladding

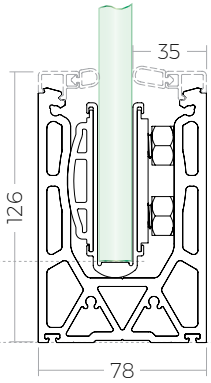

Kit Includes

PART #	Shoe Length	Full Cover Cladding	*Glass Grips	End Caps	Joining Pins	Glass Gap	Stabilizing Washers
Top Mount Cladded Kit							
SSSM4SHOE10A	10'	2 x 10'	10	2	4	1 x 4"	10
SSSM4SHOE10B	10'	2 x 10'	10	2	4	1 x 4"	10
SSSM4SHOE10S	10'	2 x 10'	10	2	4	1 x 4"	10
Top Mount Non-Cladded Kit							
SSSM4SHOE10	10'	N/A	10	2	4	1 x 4"	10

*10 Glass Grips are included in Glass Kit Options below. Select Glass Kit option to suit your Glass thickness.

Glass Kit Options

PART #	Glass Thickness (mm)
SSSM4GLASS1	12-13.52
SSSM4GLASS2	14.28-15
SSSM4GLASS3	16-17.52

Use 1/2" or M12 Fasteners. Refer to pages 198-200.

Cladding

Top Cover Cladding

Sold as a pair. Use the Gaskets provided in the Glass Kit.

SSSM3TCC10A	10' Brushed Clear Anodized Aluminum.
SSSM3TCC10B	10' Brushed Black Anodized Aluminum.

10' Lengths

Sold as a pair. Use the Gaskets provided in the Glass Kit.

SSSM3CLADA	Brushed Clear Anodized Aluminum.
SSSM3CLADB	Brushed Black Anodized Aluminum.
SSSM3CLADC	Mill Finish Aluminum.
SSSM3CLADS	Satin Stainless Steel SS316.
SSSM3CLADM	Mirror Stainless Steel SS316.

20' Lengths

Sold as a pair. Use the Gaskets provided in the Glass Kit.

SSSM3CLADA1	Brushed Clear Anodized Aluminum.
SSSM3CLADS1	Satin Stainless Steel SS316.

Cladding Tape

Can be used when installing Stainless Steel Cladding.

SSSMCLADTAPE	Double-sided, 108' length.

90˚ Base Shoe Corners For Top Mount Shoes Only

90˚ Aluminum extruded 6" mitered corners with 2 Holes, 2 Washers, and 4 Joining Pins.

SSSM4CCSHOEI	Inside.
SSSM4CCSHOEO	Outside.

90˚ Corner Cut Cladding Kits For Top Mount Shoes Only

90˚ Mitered Corner Cladding Kits match Top Mount Base Shoe. Each Kit consists of 2 outside and 2 inside pieces to complete the corner. 12" in length.

Includes: Cladding. Use the Gaskets provided in the Glass Kit.

SSSM3CCKITA	Brushed Clear Anodized Aluminum.
SSSM3CCKITB	Brushed Black Anodized Aluminum.
SSSM3CCKITS	Satin Stainless Steel SS316.

Drain Blocks

Anodized Aluminum. Sold in a package of 10.

SSSM4DRAINT For M4 Top Mount. 3/8" thick.

End Caps

Top Mount Installations

Sold in a package of 2.

SSSM4ENDCAP3 Brushed Black Anodized Aluminum.
SSSM4ENDCAP2 Satin Stainless Steel SS316.

Top Mount Stair Installations

Sold Individually.

SSSM4ENDCAP1 Brushed Clear Anodized Aluminum.

Leveling Shims

Anodized Aluminum. Sold in a package of 5.

SSSM4SHIM1 1.5mm thick.
SSSM4SHIM2 3mm thick.

Grips

Sold in a package of 2 for **16-17.52mm** Glass.

SSSM4GRIPS

Gap Rubber Spacer

Glass Spacer to fill the gap between Glass Panels.

SSSM4GAP

Joining Pins

Sold in a package of 4. Pins are used to attach sections of the extruded Base Shoe together.

SSSM3JOINPIN

Tools

Wrenches for Base Shoe Grips. Open End Wrench size: 19mm or 3/4".

SSWRENCH1 Standard Wrench.
SSWRENCH3 Ratcheting Wrench.

M5 BASE SHOE

 · Images are for illustration purposes only. Consult with your local building authority.

TILT-LOCK™

Tilt Adjustable Glass Railing Technology

M5 BASE SHOE

Residential / Commercial
Interior / Exterior

Glass Thickness
19-26.52mm

A Brushed Clear Anodized Aluminum

B Brushed Black Anodized Aluminum

S Satin Stainless Steel

TILTABLE 2°

REGISTERED PATENT PRODUCT

ENGINEERED

Top Mount Aluminum Cladding

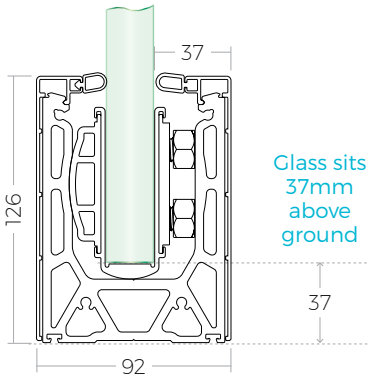

Top Mount Stainless Steel Cladding

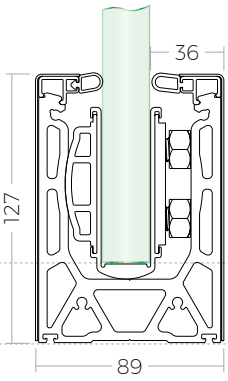

Side Mount Aluminum Cladding

CUSTOM ORDER

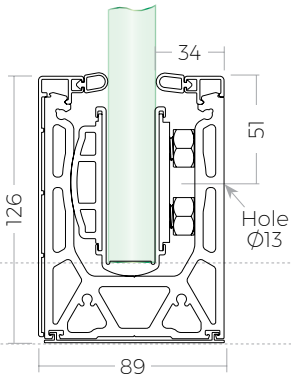

Recessed or No Cladding

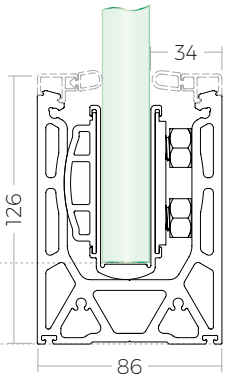

Kit Includes

PART #	Shoe Length	Full Cover Cladding	*Glass Grips	End Caps	Joining Pins	Glass Gap	Stabilizing Washers
Top Mount Cladded Kit							
SSSM5SHOE10A	10'	2 x 10'	10	2	4	1 x 4"	10
SSSM5SHOE10B	10'	2 x 10'	10	2	4	1 x 4"	10
SSSM5SHOE10S	10'	2 x 10'	10	2	4	1 x 4"	10
Top Mount Non-Cladded Kit							
SSSM5SHOE10	10'	N/A	10	2	4	1 x 4"	10

*10 Glass Grips are included in Glass Kit Options below. Select Glass Kit option to suit your Glass thickness.

Glass Kit Options

PART #	Glass Thickness (mm)
SSSM5GLASS1	19-21.52
SSSM5GLASS2	24.76-26.52

Use 1/2" or M12 Fasteners. Refer to pages 198-200.

Cladding

Top Cover Cladding

Sold as a pair. Use the Gaskets provided in the Glass Kit.

SSSM3TCC10A 10' Brushed Clear Anodized Aluminum.
SSSM3TCC10B 10' Brushed Black Anodized Aluminum.

10' Lengths

Cladding. Use the Gaskets provided in the Glass Kit.

SSSM3CLADA Brushed Clear Anodized Aluminum.
SSSM3CLADB Brushed Black Anodized Aluminum.
SSSM3CLADC Mill Finish Aluminum.
SSSM3CLADS Satin Stainless Steel SS316.
SSSM3CLADM Mirror Stainless Steel SS316.

20' Lengths

Cladding. Use the Gaskets provided in the Glass Kit.

SSSM3CLADA1 Brushed Clear Anodized Aluminum.
SSSM3CLADS1 Satin Stainless Steel SS316.

Cladding Tape

Can be used when installing Cladding.

SSSMCLADTAPE Double-sided, 108' length.

90˚ Base Shoe Corners For Top Mount Shoes Only

90˚ Aluminum extruded 6" mitered corners with 2 Holes, 2 Washers, and 4 Joining Pins.

SSSM5CCSHOEI Inside.
SSSM5CCSHOEO Outside.

90˚ Corner Cut Cladding Kits For Top Mount Shoes Only

90˚ Mitered Corner Cladding Kits match Top Mount Base Shoe. Each Kit consists of 2 outside and 2 inside pieces to complete the corner. 12" in length.

Includes: Cladding. Use the Gaskets provided in the Glass Kit.
SSSM3CCKITA Brushed Clear Anodized Aluminum.
SSSM3CCKITB Brushed Black Anodized Aluminum.
SSSM3CCKITS Satin Stainless Steel SS316.

Drain Blocks

Anodized Aluminum. Sold in a package of 10.

SSSM5DRAINT For M5. 3/8" thick.

End Caps

Top Mount Installations

Sold in a package of 2.

SSSM5ENDCAP3 Brushed Black Anodized Aluminum.
SSSM5ENDCAP2 Satin Stainless Steel SS316.

Top Mount Stair Installations

Sold Individually.

SSSM5ENDCAP1 Brushed Clear Anodized Aluminum.

Leveling Shims

Anodized Aluminum. Sold in a package of 5.

SSSM5SHIM1 1.5mm thick.
SSSM5SHIM2 3mm thick.

Grips

Sold in a package of 2 for **19-21.52mm** Glass.

SSSM5GRIPS

Gap Rubber Spacer

Glass Spacer to fill gap between Glass Panels.

SSSM5GAP

Joining Pins

Sold in a package of 4. Pins are used to attach sections of the extruded Base Shoe together.

SSSM3JOINPIN

Tools

Wrenches for Base Shoe Grips. Open End Wrench size: 19mm or 3/4".

SSWRENCH1 Standard Wrench.
SSWRENCH3 Ratcheting Wrench.

TILT-LOCK™
Tilt Adjustable Glass Railing Technology

M6L BASE SHOE

Commercial
Interior / Exterior

CUSTOM ORDER. Please Inquire.

Glass Thickness 19-26.52mm

A Brushed Clear Anodized Aluminum

B Brushed Black Anodized Aluminum

S Satin Stainless Steel

TILTABLE 2°

REGISTERED PATENT PRODUCT

ENGINEERED

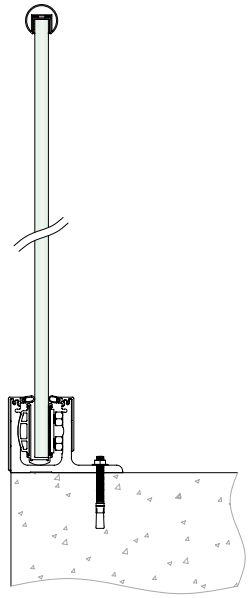

Top Mount Aluminum Cladding

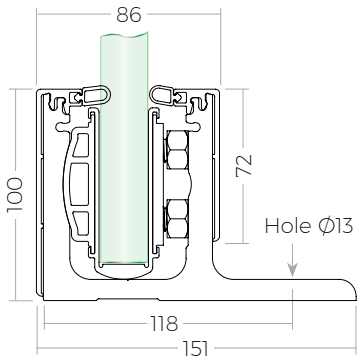

Kit Includes

PART #	Shoe Length	Full Cover Cladding	*Glass Grips	End Caps	Joining Pins	Glass Gap
Top Mount Cladded Kits						
SSSM6SHOELA	10'	2 x 10'	10	2	4	1 x 4"
SSSM6SHOELB	10'	2 x 10'	10	2	4	1 x 4"
SSSM6SHOELS	10'	2 x 10'	10	2	4	1 x 4"

*10 Glass Grips are included in Glass Kit options below. Select Glass Kit option to suit your Glass thickness.

Glass Kit Options

PART #	Glass Thickness (mm)
SSSM6GLASS1	19
SSSM6GLASS2	20-21.52
SSSM6GLASS3	24.76-25.52
SSSM6GLASS4	26.52

M6L Base Shoe Accessories

Use 1/2" or M12 Fasteners. Refer to pages 198-200.

Drain Blocks

Anodized Aluminum.
Sold in a package of 10.
SSSM6DRAINL For M6L. 3/8" thick.

Leveling Shims

Anodized Aluminum.
Sold in a package of 5.
SSSM6SHIM1 1.5mm thick.
SSSM6SHIM2 3mm thick.

Gap Rubber Spacer

Glass Spacer to fill the gap between Glass Panels.
SSSM5GAP

TILT-LOCK™

Tilt Adjustable Glass Railing Technology

M6Y BASE SHOE

Commercial
Interior / Exterior

CUSTOM ORDER. Please Inquire.

Glass Thickness 19-26.52mm

A Brushed Clear Anodized Aluminum

B Brushed Black Anodized Aluminum

S Satin Stainless Steel

TILTABLE 2°

REGISTERED PATENT PRODUCT

ENGINEERED

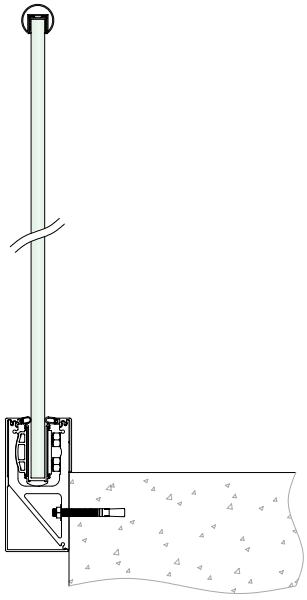

Side Mount
Aluminum Cladding

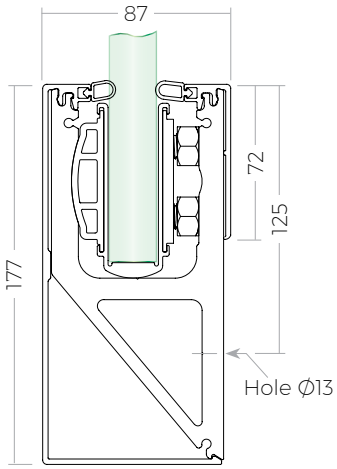

Kit Includes

PART #	Shoe Length	Full Cover Cladding	*Glass Grips	End Caps	Joining Pins	Glass Gap
Side Mount Cladded Kits						
SSSM6SHOEYA	10'	2 x 10'	10	2	4	1 x 4"
SSSM6SHOEYB	10'	2 x 10'	10	2	4	1 x 4"
SSSM6SHOEYS	10'	2 x 10'	10	2	4	1 x 4"

*10 Glass Grips are included in Glass Kit options below. Select Glass Kit option to suit your Glass thickness.

Glass Kit Options

PART #	Glass Thickness (mm)
SSSM6GLASS1	19
SSSM6GLASS2	20-21.52
SSSM6GLASS3	24.76-25.52
SSSM6GLASS4	26.52

M6L Base Shoe Accessories

Use 1/2" or M12 Fasteners. Refer to pages 198-200.

Drain Blocks

Anodized Aluminum.
Sold in a package of 10.
SSSM6DRAINL For M6L. 3/8" thick.

Leveling Shims

Anodized Aluminum.
Sold in a package of 5.
SSSM6SHIM1 1.5mm thick.
SSSM6SHIM2 3mm thick.

Gap Rubber Spacer

Glass Spacer to fill the gap between Glass Panels.
SSSM5GAP

Spigots

PHOTO: Millan Glass & Mirror

TILT-LOCK™
Tilt Adjustable Glass Railing Technology

- Front & back tilt with vertical adjustability.
- Stainless Steel Duplex 2205.

TILTABLE 2° | REGISTERED PATENT PRODUCT | ENGINEERED | Glass Thickness 12-17.52mm | S Satin Stainless Steel | B Powder Coated Satin Black | GB PVD Brushed Graphite Black | MB PVD Matte Black

TILT-LOCK™
Top Mount
Square Base Plate Cover Model
Pg 27.

TILT-LOCK™
Top Mount
Center Concealed Mounting Model
Pg 28.



TILT-LOCK™
Edge Mount
Pg 29.

TILT-LOCK™
Side Mount
Mounts to the fascia of the deck and is not visible from the deck surface.
Pg 30.

STANDARD TOP MOUNT MODELS

- Vertical adjustability.
- Stainless Steel Duplex 2205.

ENGINEERED | Glass Thickness 12mm | S Satin Stainless Steel | B Powder Coated Satin Black | GB PVD Brushed Graphite Black | MB PVD Matte Black | G PVD Brushed Gold

STANDARD TOP MOUNT
6" Model
Recommended for Landing only. Pg 31.

REGISTERED PATENT PRODUCT

STANDARD TOP MOUNT
8" Model
Recommended for Landing and Stairs with a Stopper Pin. Pg 32.

STANDARD TOP MOUNT
10" Model
Matches the look of our TILT-LOCK™ Spigots. Pg 34.

TILT-LOCK™

Tilt Adjustable Glass Railing Technology

Duplex 2205 Ultra Marine Grade Stainless Steel
Superior Strength
Superior Corrosion Resistance

TILT-LOCK™ ADJUSTABLE SPIGOTS

The **TILT-LOCK™** Adjustable Spigots are available in 4 models to suit almost every possible mounting requirement for **12-17.52mm** Glass:

- Top Mount Square Base Plate Model.
- Top Mount Centre Concealed Model.
- Edge Mount Model.
- Side Mount Model.

Our **TILT-LOCK™** Adjustable Spigots are available in 4 Stainless Steel finishes: Satin, Powder Coated Satin Black, PVD Brushed Graphite Black, and PVD Matte Black. These Spigots have clean architectural lines, creating a unique façade and providing a very cost-efficient modern solution for structural Glass Railings. We also offer Standard Spigots in the same finishes.

The **No-Holes-in-the-Glass** system along with our patented technology allows a **2°** front and back tilting of the Glass in the Spigots, giving you a perfect installation every time by simply tightening the upper or lower Screw. All adjustments can be achieved from one side. This strong, reliable Glass Mounting System is highly recommended for pools and decks, where there is constant exposure to the elements in the Exterior environment.

Features

- Duplex 2205 low carbon Ultra Marine Grade Stainless Steel, allowing for superior corrosion resistance as well as more tensile strength than 316 Grade Stainless Steel.
- Highly suitable for use in Exterior structures with a high degree of corrosion due to chlorine or sulphur dioxide load, high humidity, and accumulation of harmful substances (e.g. coastal regions and swimming pool environments).
- Engineered for the National Building Code of Canada. Refer to back inside cover for glass guard design information.

REGISTERED PATENT PRODUCT

Patented in Canada, U.S., U.K., Europe, Australia, New Zealand, and China.

DISCLAIMER: Please be aware that chlorine, dirt, and other particles can get sprayed onto the Spigots if using a power washer while cleaning your Spigot environment. To avoid potential Stainless Steel contamination, remove any residue on Spigots with warm water and soap or mild detergent, then rinse thoroughly with clear hot water.

ADJUSTMENT

TIGHTENING

Adjustable Spigots

TILTABLE 2°

REGISTERED PATENT PRODUCT

ENGINEERED

Glass Thickness 12-17.52mm

S Satin Stainless Steel

B Powder Coated Satin Black

GB PVD Brushed Graphite Black

MB PVD Matte Black

PHOTO: DM l'Equipeur

TILT-LOCK™ TOP MOUNT SPIGOT

Tilt Adjustable Glass Railing Technology

Square Base Plate Cover Model



Cover Plate Included

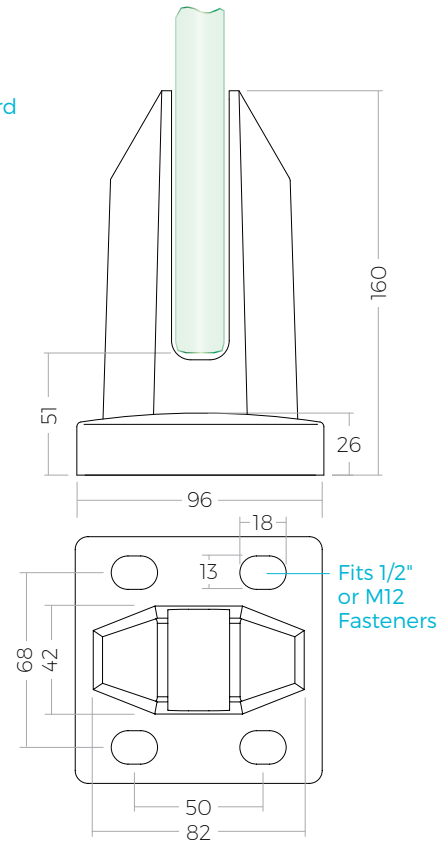

Top View

SPIGOT PART #	Finish
SSSPIGOTADJ	S
SSSPIGOTADJB	B
SSSPIGOTAGB	GB
SSSPIGOTAMB	MB

Fastener Options

(Sold Separately - See pg 197-202)

Choose according to your needs.
Refer to engineering for Fastener sizing.

For Wood:

- 1/2" Lag Bolt.

Thru-Bolt:

- **SSSPIGOTBOLT**

For Concrete:

- 1/2" or M12 Wedge Anchors.

- 1/2" or M12 Threaded Rod with Nut, Washer and Epoxy.

Scan for more info and installation procedure. Inquire about engineering.

TILT-LOCK™ TOP MOUNT SPIGOT

Tilt Adjustable Glass Railing Technology

Center Concealed Mounting Model

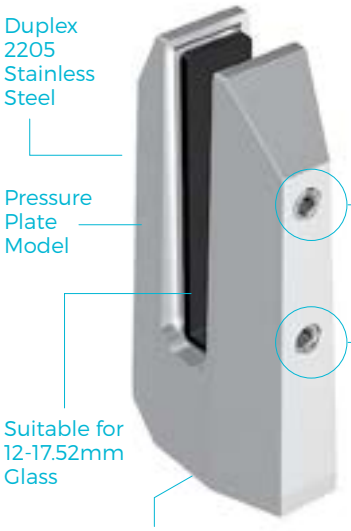

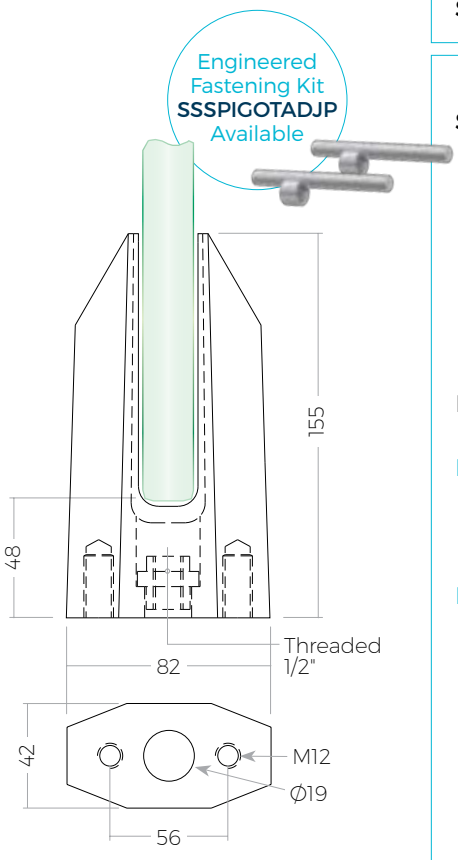

Bottom View

Engineered for windscreen applications by using a special Fastener Kit **SSSPIGOTADJP.**

SPIGOT PART #	Finish
SSSPIGOTADJN	S

Fastening Kit (Sold Separately)

SSSPIGOTADJP Engineered Fastening Kit

- 2 Stainless Steel M16 x 170mm Threaded Rod and M16 Nut secured by Epoxy for concrete or as a Thru-Bolt.

Fastener Options

(Sold Separately - See pg 197-202)

Choose according to your needs. Refer to engineering for Fastener sizing.

For Wood:

- 1/2" Threaded Rod with Nut and Washer used as Thru-Bolt.

For Concrete:

- 1/2" or Wedge Anchors.

- 1/2" or Threaded Rod with Nut, Washer and Epoxy.

Scan for more info and installation procedure. Inquire about engineering.

Adjustable Spigots

TILTABLE 2° | REGISTERED PATENT PRODUCT | ENGINEERED | Glass Thickness 12-17.52mm | S Satin Stainless Steel | B Powder Coated Satin Black | GB PVD Brushed Graphite Black | MB PVD Matte Black



TILT-LOCK™ EDGE MOUNT SPIGOT

Tilt Adjustable Glass Railing Technology



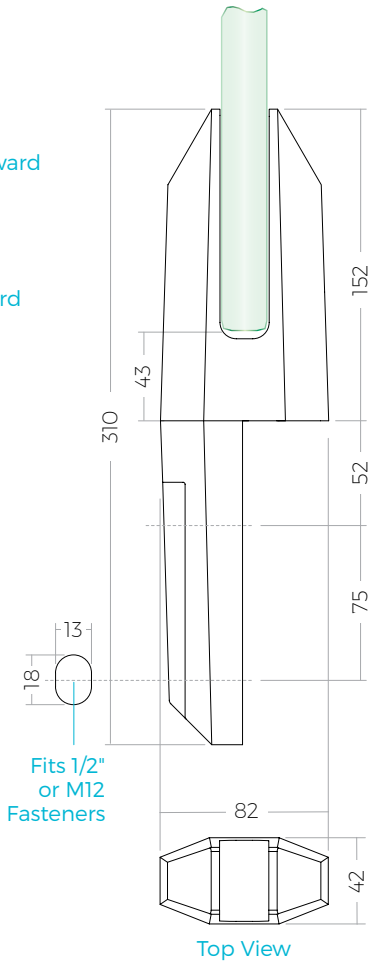

SPIGOT PART #	Finish
SSSPIGOTEDGE	S
SSSPIGOTEDB	B
SSSPIGOTEGB	GB
SSSPIGOTEMB	MB

Fastener Options

(Sold Separately - See pg 197-202)

Choose according to your needs.
Refer to engineering for Fastener sizing.

For Wood:

- 1/2" Lag Bolt.

Thru-Bolt:

- **SSSPIGOTBOLT**

For Concrete:

- 1/2" or M12 Wedge Anchors.

- 1/2" or M12 threaded Rod with Nut, Washer and Epoxy.

Scan for more info and installation procedure. Inquire about engineering.

TILT-LOCK Tilt Adjustable Glass Railing Technology

SIDE MOUNT SPIGOT

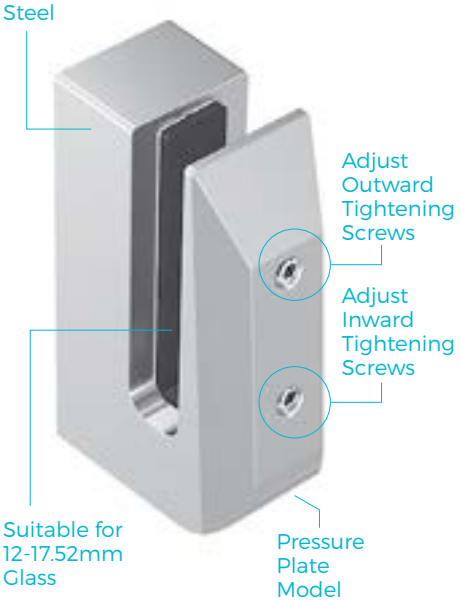

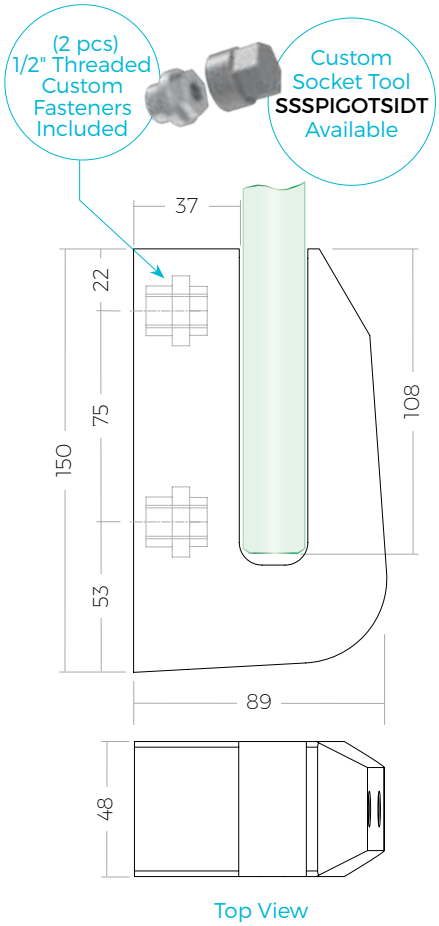

SPIGOT PART #	Finish
SSSPIGOTSIDE	S
SSSPIGOTSIDB	B
SSSPIGOTSIGB	GB
SSSPIGOTSIMB	MB

(2 pcs.) 1/2" Threaded Custom Fastener included.

Fastener Options

(Sold Separately - See pg 197-202)

Choose according to your needs.
Refer to engineering for Fastener sizing.

For Wood:

- 1/2" Hanger Bolt, or Thru-Bolt.

For Concrete:

- 1/2" Wedge Anchors.

- 1/2" Threaded Rod and Epoxy.

Scan for more info and installation procedure. Inquire about engineering.

Standard Spigots

ENGINEERED · ENGINEERED

Glass Thickness 12mm

S Satin Stainless Steel

B Powder Coated Satin Black

GB PVD Brushed Graphite Black

MB PVD Matte Black

G PVD Brushed Gold



PHOTO: Millan Glass & Mirror

6" STANDARD TOP MOUNT SPIGOT

SPIGOT PART #	Finish
SSSPIGOTS6S	S
SSSPIGOTS6B	B
SSSPIGOTS6GB	GB
SSSPIGOTS6MB	MB
SSSPIGOTS6G	G

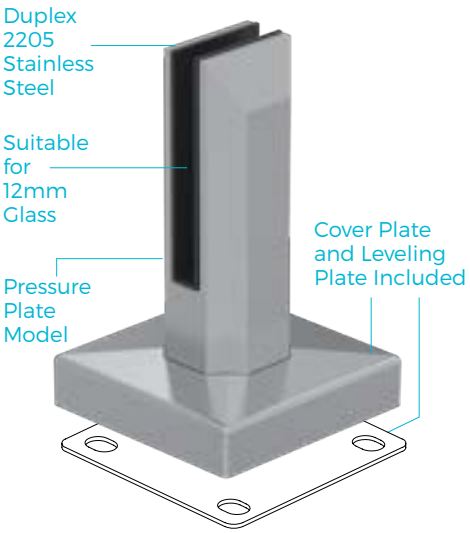

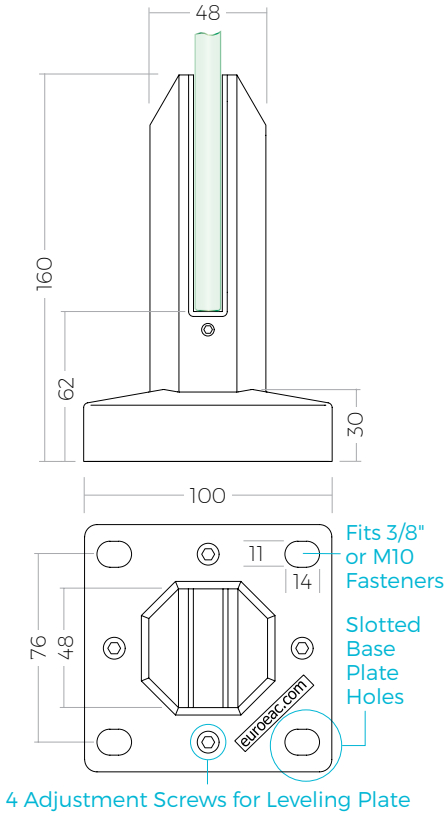

Fastener Options

(Sold Separately - See pg 197-202)

Choose according to your needs.
Refer to engineering for Fastener sizing.

For Wood:

- 3/8" Lag Bolt.

For Concrete:

- 3/8" or M10 Wedge Anchors.

- 3/8" or M10 Threaded Rod with Nut, Washer and Epoxy.

Scan for more info and installation procedure. Inquire about engineering.

REGISTERED PATENT PRODUCT · ENGINEERED

Glass Thickness 12mm

S Satin Stainless Steel

B Powder Coated Satin Black

GB PVD Brushed Graphite Black

G PVD Brushed Gold

PHOTO: Millan Glass

8" STANDARD TOP MOUNT SPIGOT

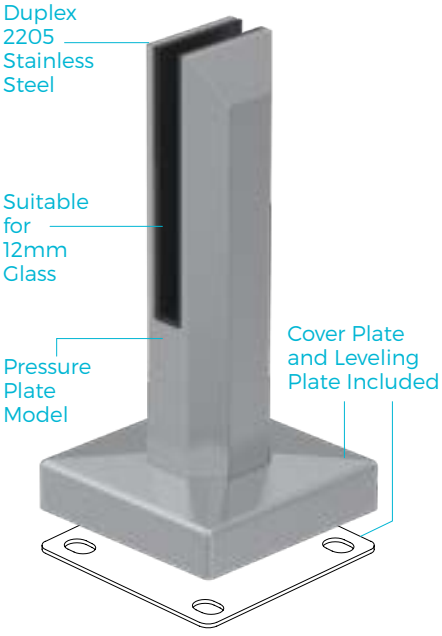

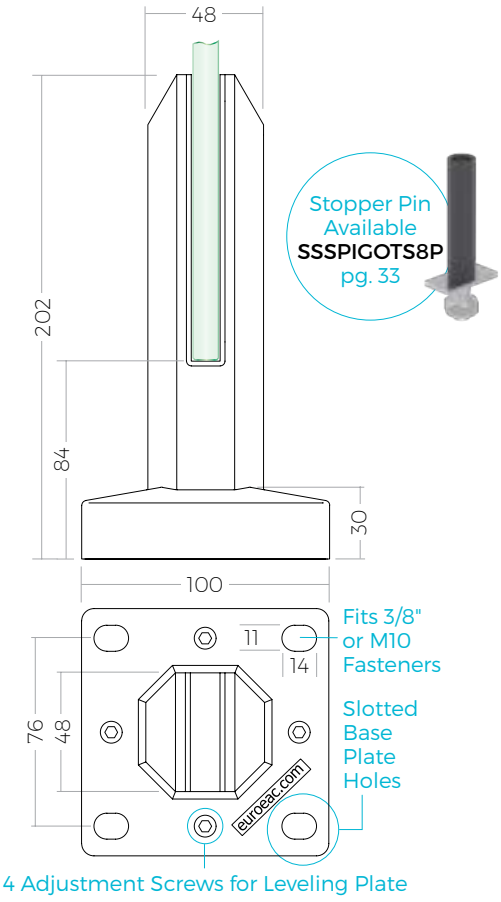

SPIGOT PART #	Finish
SSSPIGOTS8S	S
SSSPIGOTS8B	B
SSSPIGOTS8GB	GB
SSSPIGOTS8G	G

Fastener Options

(Sold Separately - See pg 197-202)

Choose according to your needs.
Refer to engineering for Fastener sizing.

For Wood:

- 3/8" Lag Bolt.

For Concrete:

- 3/8" or M10 Wedge Anchors.

- 3/8" or M10 Threaded Rod with Nut, Washer and Epoxy.

Scan for more info and installation procedure. Inquire about engineering.

Standard Spigots

STOPPER PIN - Stopper Pin For 8" Standard Top Mount Model Only (pg 32).

SSSPIGOTS8P

- Stopper Pin prevents Glass Panel from sliding for Stair applications.
- **Patent pending in Canada and U.S.**

SSSPIGOTS8P

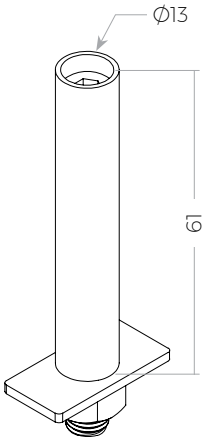

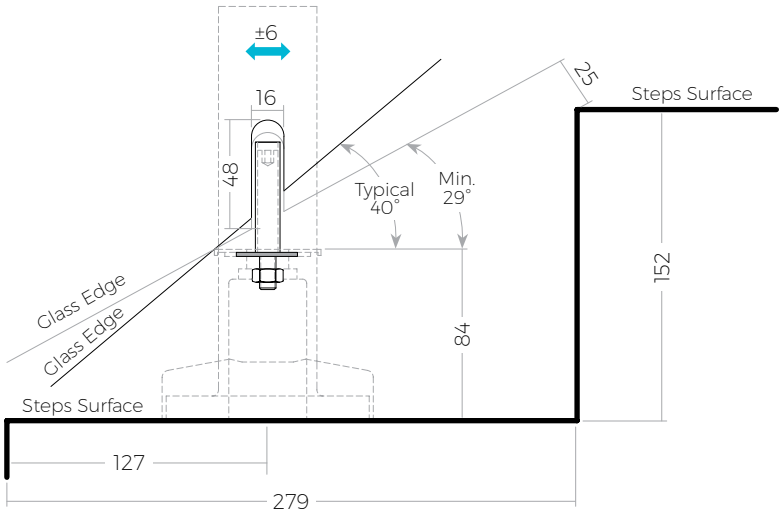

NOTE: Install the STOPPER PIN before securing the Spigot to the floor. There is a possibility to adjust the STOPPER PIN up to a max of ±6 mm sideways without removing the Spigot.

10" STANDARD TOP MOUNT SPIGOT

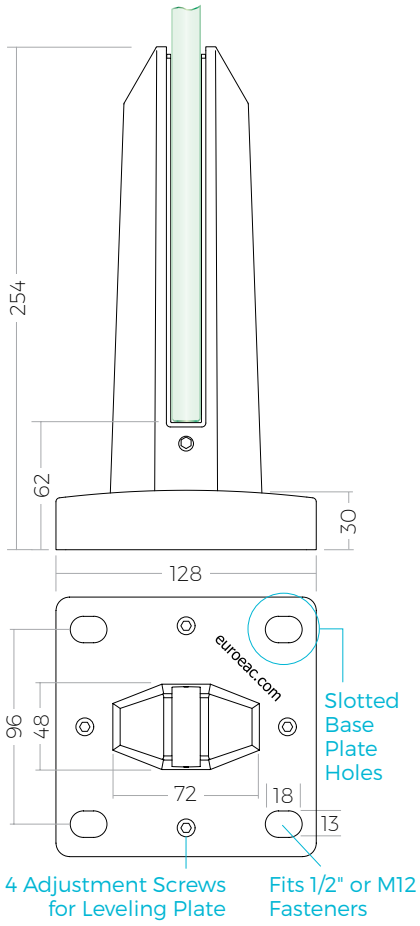

SPIGOT PART #	Finish
SSSPIGOT10S	S
SSSPIGOT10B	B
SSSPIGOT10GB	GB

Fastener Options

(Sold Separately - See pg 197-202)

Choose according to your needs.
Refer to engineering for Fastener sizing.

For Wood:

- 1/2" Lag Bolt.

For Concrete:

- 1/2" or M12 Wedge Anchors.

- 1/2" or M12 Threaded Rod with Nut, Washer and Epoxy.

Scan for more info and installation procedure. Inquire about engineering.

Standoffs

PHOTO: Kalawood Industries

 • Images are for illustration purposes only. Consult with your local building authority.

TILT-LOCK™ T3 ADJUSTABLE LOCKABLE STANDOFF

Our **Tilt-Lock™** Adjustable Glass Standoffs allow easy and precise vertical alignment of glass panels. After the glass panel is set in place, it can be vertically aligned from the front using our Adjustable Standoff Tool by tightening or loosening the Telescope portion of the standoff.

Our **Tilt-Lock™** Adjustable Glass Standoffs are available in 1 1/2" and 2" diameters in various lengths. All sizes are available in Satin (S), with some sizes also available in **Powder Coated Satin Black (B)**, **PVD Brushed Graphite Black (GB)**, **PVD Matte Black (MB)** and **PVD Brushed Gold (G)** finishes. These standoffs feature an internal locking mechanism with a clean design that conceals the threads in the spacer.

- **NEW** increased range of glass sizes from 3/8" - 7/8", suitable for commercial and residential projects.
- **Locking System** secures standoff in adjusted position, preventing misalignment once the cap is assembled. See page 40.
- **Adjustability** enables a tilt range of **+/-3°** for glass railings, while our **T3** slotted model's slot hole offers both vertical and horizontal adjustment, allowing for complete **3D adjustability**.
- **Duplex 2205** Ultra Marine Grade Stainless Steel, solid material.
- **Designed by EURO** and fully engineered for the National Building Code of Canada.
- Cap and Threaded Rod come as one cast piece for superior strength.
- **Patented in Canada (313 8408), and U.S. (118 41043)**.

STANDARD GLASS STANDOFFS

Our popular **Standard** Glass Standoffs are made of high-quality 316-Grade Stainless Steel and are available Round or Square to suit your design needs. They are finished in **Satin** with most sizes offering **PVD Brushed Graphite Black** and **Powder Coated Satin Black**.

Features

- 316-Grade Stainless Steel, solid material.
- 3/8"-16 Imperial threaded and is available in 3 finishes: **Satin**, **PVD Brushed Graphite Black**, and SS304 **Powder Coated Satin Black**.
- The Spacer design has a short lip to provide a smooth surface for Glass to be held in place for installation.
- Imperial fasteners are available. For Threaded Rods and Hanger Bolts, use 3/8"-16 Thread size.

REGISTERED PATENT PRODUCT · ENGINEERED · S Satin Stainless Steel · B Powder Coated Satin Black

TILT-LOCK™
Tilt Adjustable Glass Railing Technology

T3T TAPPED ROUND

Our **TILT-LOCK™** Adjustable Glass Standoffs **T3T Tapped Series** features a revised tapped thread for simpler and affordable fastening options.

1 1/2" Diameter

Accommodates **10-16mm** Glass.
Recommended Glass Hole size 3/4".
Recommended Fastener 1/2". Pg 44.

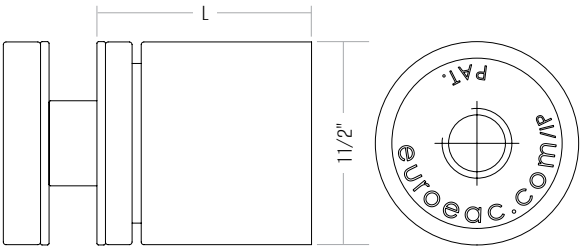

PART #	L (Min - Max Length)	Glass Size	Finish
SSJ112112T	1 1/2" - 1 3/4"	10-16	S/B
SSJ1122T	2" - 2 3/8"	10-16	S/B

Socket Tool

Achieve quick, one-step installation for our T3T Standoffs by utilizing our dedicated Socket tool **HBDS34**.
Sold Separately.

Lock into place with **SSJT1** Adjustable Standoff Tool.
Sold separately.
See page 40.

APPLICATION & FASTENING OPTIONS

Concrete Application

1 1/2" Diameter

Fastening Option A: Threaded Rod with Epoxy

SSKF121	SS threaded rods 1/2" x 5"
FR5-10MX	FLO-ROK® epoxy (Fills 28 holes 9/16" x 4 1/2")

Fastening Option B: Wedge Anchors

ISS12334	SS wedge anchor 1/2" x 3 3/4"
ISS12412	SS wedge anchor 1/2" x 4 1/2"

NOTE 1: Length of threaded rods or wedge anchors should protrude 3/8" from the surface.

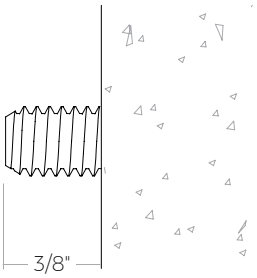

Wood Application

1 1/2" Diameter

1/2" SS EURO Hanger Bolts

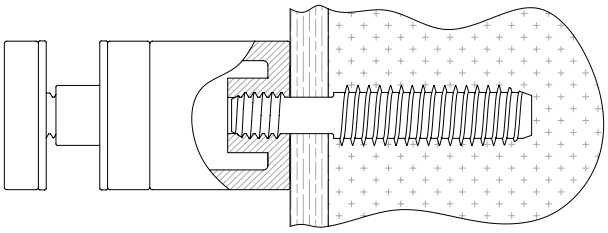

SSASHANG212S
Exposed Wood

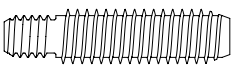

SSASHANG314S
Drywall

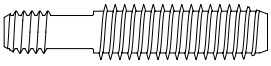

NOTE 2: Regular 1/2" hanger bolts or 1/2" threaded rods fit in T3T Standoffs based on application by installers. Pilot hole for Euro hanger bolts: Softwood: 1/2" · Hardwood: 37/64"

TILT-LOCK™
Tilt Adjustable Glass Railing Technology

REGISTERED PATENT PRODUCT · ENGINEERED

S	B	GB	MB	G
Satin Stainless Steel	Powder Coated Satin Black	PVD Brushed Graphite Black	PVD Matte Black	PVD Brushed Gold

T3 SLOTTED ROUND

3D ADJUSTABILITY

Glass Thickness 10-16mm

1 1/2" Diameter
Accommodates **10-16mm** Glass.
Recommended Glass Hole size 3/4".
Recommended Fastener M10 or 3/8". Pg 44.

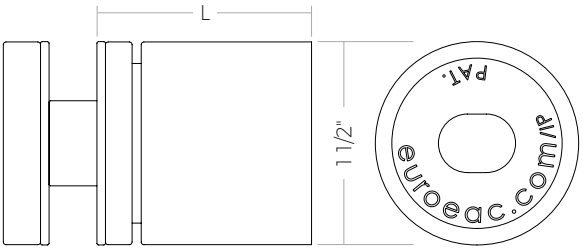

PART #	L (Min - Max Length)	Glass Size	Finish
SSJ112114	1 1/4" - 1 1/2"	10-16mm	S
SSJ112112	1 1/2" - 1 3/4"	10-16mm	S / B / GB / MB / G
SSJ1122	2" - 2 3/8"	10-16mm	S / B / GB / MB

Glass Thickness 12-22mm

2" Diameter
Accommodates **12-22mm** Glass.
Recommended Glass Hole size 1".
Recommended Fastener M12 or 1/2". Pg 44.

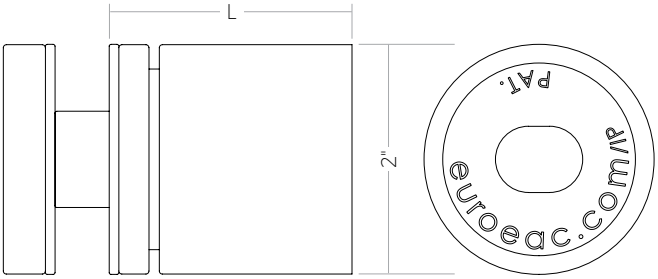

PART #	L (Min - Max Length)	Glass Size	Finish
SSJ2112	1 1/2" - 1 3/4"	12-19mm	S / B / GB / G
SSJ22	2" - 2 3/8"	12-22mm	S / B / GB

T3 SLOTTED SQUARE

3D ADJUSTABILITY

Glass Thickness 10-16mm

1 1/2" Diameter
Accommodates **10-16mm** Glass.
Recommended Glass Hole size 3/4".
Recommended Fastener M10 or 3/8". Pg 44.

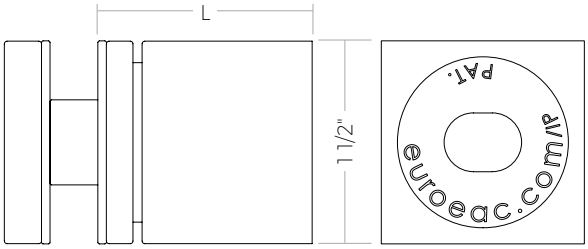

PART #	L (Min - Max Length)	Glass Size	Finish
SSJQ112	1 1/2" - 1 3/4"	10-16mm	S / B / GB / G

Easily install with the convenience of an Allen key for effortless assembly.
Part # **T16041**

Application & Fasteners for T3 Slotted Standoffs

Concrete Application

Threaded Rods with Epoxy or Wedge Anchors are two options to install Standoffs on Concrete.

1 1/2" Dia. Standoffs

Option A: Threaded Rod with Epoxy.

SSKF381 - SS Threaded Rod 3/8" x 5".
SSNUT3816 - SS Nut 3/8"-16.
PWS38VP - SS Flat Washer 3/8".
FR5-10MX - FLO-ROK® Epoxy (Fills 39 holes 7/16" x 4 1/2").

Option B: Wedge Anchor.

ISS38334 - SS Wedge Anchor 3/8" x 3 3/4".

2" Dia. Standoffs:

Option A: Threaded Rod with Epoxy.

SSKF121 - SS Threaded Rods 1/2" x 5".
SSNUT1213 - SS Nut 1/2"-13.
PWS12CT - SS Flat Washer 1/2".
FR5-10MX - FLO-ROK® Epoxy (Fills 28 holes 9/16" x 4 1/2").

Option B: Wedge Anchors

ISS12334 - SS Wedge Anchor 1/2" x 3 3/4".
ISS12412 - SS Wedge Anchor 1/2" x 4 1/2".

NOTE 3: Make sure the length of the Threaded Rods or Wedge Anchors protruding from the surface matches size "L" shown in the chart below:

PART #	L
SSJ112114	9/16"
SSJ112112	5/8"
SSJ1122	3/4"
SSJQ112	3/4"
SSJ2112	3/4"
SSJ22	3/4"

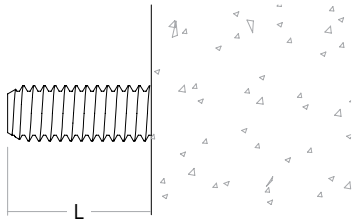

Wood Application

When installed, our Wood Fasteners transfer the load to the Wood structure without compressing the surface material such as Drywall or Siding.

1 1/2" Dia. Standoffs

Standoffs are secured to wood insert by using the 3/8" machine screws below.

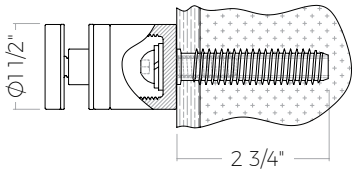

For **SSJ112114**  Use **SSFLPK1** SS Screw 3/8" x 1 1/4"

For **SSJ112112**  Use **SSFLPK2** SS Screw 3/8" x 1 1/4"

For **SSJ1122** or **SSJQ112**  Use **SSFLPK3** SS Screw 3/8" x 1 1/4"

Use all 3 screws in conjunction with

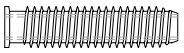

SSKFW38234
SS Wood Insert

2" Dia. Standoffs

SS Hanger Bolt sets are used to secure the Standoffs.

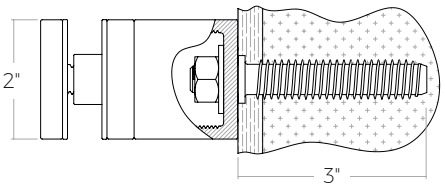

For **SSJ2112** or **SSJ22**
Use **SSJHB124SS** SS Hanger Bolt Set. 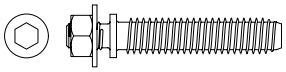

NOTE 4: Pilot hole for wood insert and hanger bolt set: Softwood: 1/2" • Hardwood: 37/64". When installed, our wood fasteners transfer the load to the wood structure without compressing the surface material such as drywall or siding.

Note 5: Using wood inserts eliminates compression on the surface and prevents cracks on drywall.

PHOTO: Trueline Moulding Group Inc.

ADJUSTABLE STANDOFF TOOL

SSJT1

This Tool is designed by **EURO** to facilitate adjustments of our Adjustable Glass Standoffs. The 2 rounded ends are for adjusting 1 1/2" and 2" diameters respectively. The Allen key is used to lock and secure the standoffs in place. Sold Separately.

3D Adjustability (T3 models only)

1. Adjust horizontally side to side and vertically up and down.

2. Adjust forward or background to allow a ±3˚ adjustment

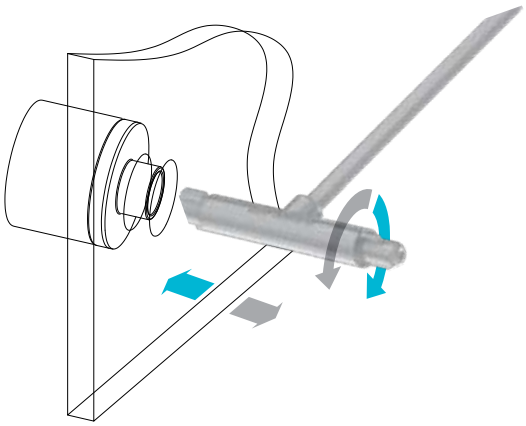

3. Lock into place.

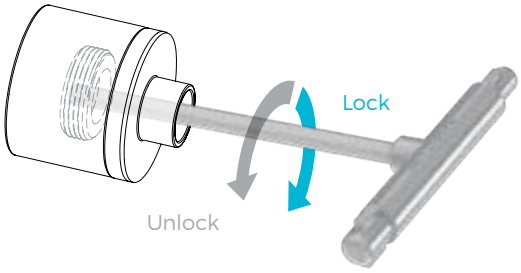

More standoffs online

T3 installation video

Please direct questions to:
engineering@euroeac.com

Follow the fastener recommendations on page 39 in order to activate the lock properly.

Round Standard Glass Standoffs

ENGINEERED

S Satin Stainless Steel

B Powder Coated Satin Black

GB PVD Brushed Graphite Black

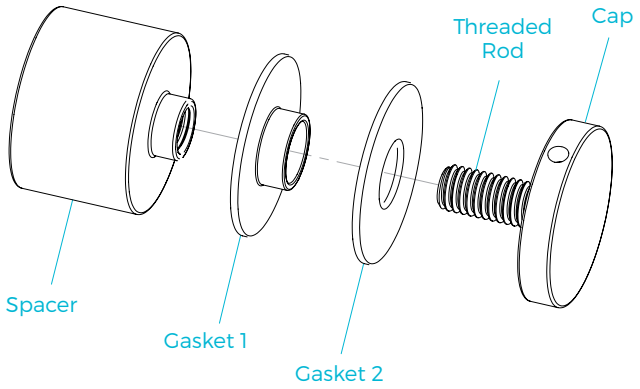

- 316-Grade Stainless Steel, solid material.
- Includes Imperial Thread and is available in 3 finishes: Satin, PVD Brushed Graphite Black, and SS304 Powder Coated Satin Black.
- The Spacer design has a short lip to provide a smooth surface for Glass to be held in place for installation.
- Imperial Fastening options are available. For Threaded Rods and Hanger Bolts, use the same Thread size as the Spacer.

PHOTO: Venetian Iron Design

PHOTO: AC Glass

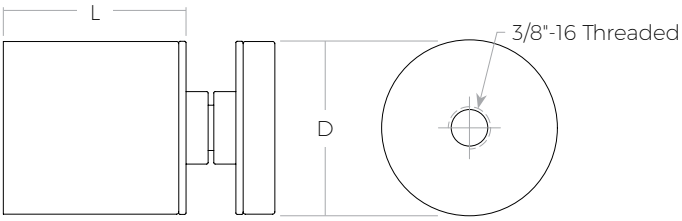

INCLUDES: Gasket (2 pcs) & 3/8-16" x 1 1/8" Threaded Rod for 10-13.52mm Glass (1 pc).

CAPS

PART #	Thread (UNC)	SS Grade	Finish
1 1/4" Diameter			
SSKCAP1146S	5/16"	316	S
1 1/2" Diameter			
SSKCAP1126S	3/8"	316	S
SSKCAP1124B	3/8"	304	B
SSKCAP1126GB	3/8"	316	GB
2" Diameter			
SSKCAP26S	3/8"	316	S
SSKCAP24B	3/8"	304	B
SSKCAP26GB	3/8"	316	GB

THREADED RODS FOR CAPS

PART #	Thread (UNC)	Length	Glass Size
SSKF384	3/8"	1 1/8"	10-13.52
SSKF383	3/8"	1 9/16"	15-19

GASKETS (2 pcs)

PART #	D (Diameter)	Finish
SSKCAP114GAS	1 1/4"	Clear Plastic
SSKCAP112GAS	1 1/2"	Clear Plastic
SSKCAP2GAS	2"	Clear Plastic
SSKCAP112GAX	1 1/2"	Black Plastic
SSKCAP2GAX	2"	Black Plastic

SPACERS

1 1/4" Diameter

Recommended Glass Hole size 5/8".
Recommended Fastener 5/16".

PART #	L (Length)	Thread (UNC)	SS Grade	Finish
SSK114126S	1/2"	5/16"	316	S

1 1/2" Diameter

Recommended Glass Hole size 3/4".
Recommended Fastener 3/8".

PART #	L (Length)	Thread (UNC)	SS Grade	Finish
SSK112126S	1/2"	3/8"	316	S
SSK11234S	3/4"	3/8"	316	S
SSK11234B	3/4"	3/8"	304	B
SSK11216S	1"	3/8"	316	S
SSK11214B	1"	3/8"	304	B
SSK11216GB	1"	3/8"	316	GB
SSK1121146S	1 1/4"	3/8"	316	S
SSK1121126S	1 1/2"	3/8"	316	S
SSK1121124B	1 1/2"	3/8"	304	B
SSK1121126GB	1 1/2"	3/8"	316	GB
SSK1121346S	1 3/4"	3/8"	316	S
SSK11226S	2"	3/8"	316	S
SSK11224B	2"	3/8"	304	B
SSK11226GB	2"	3/8"	316	GB

2" Diameter

Recommended Glass Hole size 3/4".
Recommended Fastener 3/8".

PART #	L (Length)	THREAD (UNC)	SS Grade	Finish
SSK2126S	1/2"	3/8"	316	S
SSK2346S	3/4"	3/8"	316	S
SSK216S	1"	3/8"	316	S
SSK214B	1"	3/8"	304	B
SSK216GB	1"	3/8"	316	GB
SSK21146S	1 1/4"	3/8"	316	S
SSK21126S	1 1/2"	3/8"	316	S
SSK21124B	1 1/2"	3/8"	304	B
SSK21126GB	1 1/2"	3/8"	316	GB
SSK21346S	1 3/4"	3/8"	316	S
SSK226S	2"	3/8"	316	S
SSK224B	2"	3/8"	304	B
SSK226GB	2"	3/8"	316	GB

Square Standard Glass Standoffs

ENGINEERED · ENGINEERED

Glass Thickness 10-15mm

S Satin Stainless Steel

B Powder Coated Satin Black

GB PVD Brushed Graphite Black



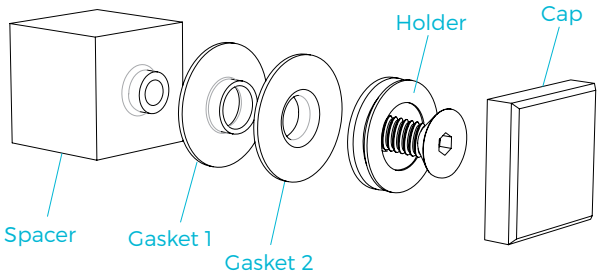

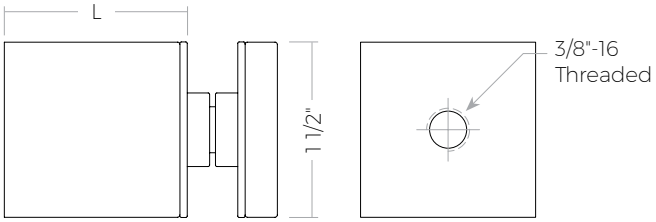

Cap, Spacer, and Gaskets included.

1 1/2" Square

Recommended Glass Hole size 3/4".
Recommended Fastener 3/8".

PART #	L (Length)	Thread (UNC)	SS Grade	Finish
SSK112SQR	1 1/2"	3/8"	316	S
SSK112SQRB	1 1/2"	3/8"	304	B
SSK112SQRGB	1 1/2"	3/8"	316	GB

PHOTO: Bloor Railing

PHOTO: Bloor Railing

Fastening Options & Essentials

The following Fastening options and essentials are available for our Adjustable and Standard Glass Standoffs.
All items are sold separately and are not included with the Standoffs.

THREADED RODS

PART #	Thread (UNC)	L (Length)
SSKF5161	5/16"	4"
SSKF384	3/8"	1 1/8"
SSKF383	3/8"	1 9/16"
SSKF382	3/8"	3 9/16"
SSKF381	3/8"	5"
SSKF121	1/2"	5"



HANGER BOLTS

PART #	Thread (UNC)	L (Length)
SSKFHB5161	5/16"	3"
SSKFHB38212	3/8"	2 1/2"
SSKFHB38314	3/8"	3 1/4"
SSKFHBI3835	3/8"	3 1/2"
SSKFHBI384	3/8"	4"
SSKFHB384	3/8"	4"
SSASHANG212S	1/2"	2 1/2"
SSASHANG314S	1/2"	3 1/4"
HZ38212VP	3/8"	2 1/2"
HZ38312VP	3/8"	3 1/2"
HZ383VP	3/8"	3"
HZ384VP	3/8"	4"

WOOD INSERT

PART #	Thread (UNC)	L (Length)
SSKFW382	3/8"	2"
SSKFW38234	3/8"	2 3/4"

ESSENTIALS

PART #	Description
1. **SSSPANNER1**	Spanner for 3/4"-2" Diameter (Small).
2. **SSSPANNER2**	Spanner for 1 1/4"-3" Diameter (Large).
3. **SSSPANNER3**	Spanner Kit for 1 1/2" and 2" Standoff Caps. Includes: 2 Standoff Cap Covers with Plastic Liner, 1 Ratchet Spanner, and 1 Allen Key.
4. **FR5-10MX**	FLO-ROK® FR5 MAX 10 oz. Injection Anchoring Adhesive/Epoxy.
5. **PA100**	FLO-ROK® FR5 MAX 10 oz. Manual Dispensing Tool.

TILT-LOCK™

Tilt Adjustable Glass Railing Technology

PHOTO: Excel Enclosures & Railings

 · Images are for illustration purposes only. Consult with your local building authority.

TILT-LOCK™ Mini Posts

Glass Thickness 10-15mm | S Satin Stainless Steel | B Brushed Black Anodized Aluminum

Features

- Engineered for Interior and Exterior Landing and Stairway applications. Refer to back inside cover for glass guard design information.
- Includes **TILT-LOCK™** Adjustable Glass Standoffs Lockable T3 Series, equipped with a locking system to secure Standoff in an adjusted position, preventing misalignment once the Cap is assembled or disassembled.
- Adjustable Standoffs secure Glass Panels, providing tilt adjustability for Glass Panels by extending in length.
- TILT-LOCK™ Mini Posts are available in 316-Grade Satin Stainless Steel and Brushed Black Anodized Aluminum. Accompanying Standoffs are made of solid Duplex-2205 Stainless Steel and are available in Satin and Powder Coated Satin Black finishes.
- Recommended hole size for Glass is 3/4".

REGISTERED PATENT PRODUCT **Patent pending in Canada and U.S.**

TOP MOUNT

Recommended Fastener:
3/8" or M10 Lag Bolt for Wood.
3/8" or M10 Wedge Anchor for Concrete.

PHOTO: Custom Glass Railings



SSTLMPSS
Satin
SS316 Stainless Steel

SSTLMPAB
Brushed Black
Anodized Aluminum

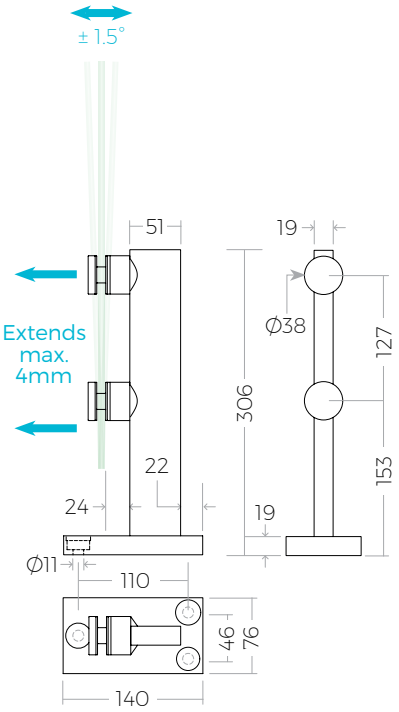

SIDE MOUNT

Recommended Fastener:
1/2" Hanger Bolt for Wood.
1/2" Threaded Rod with epoxy for Concrete.

PHOTO: Excel Enclosures & Railings

SSTLMPVSS
Satin
SS316 Stainless Steel

SSTLMPVAB
Brushed Black
Anodized Aluminum

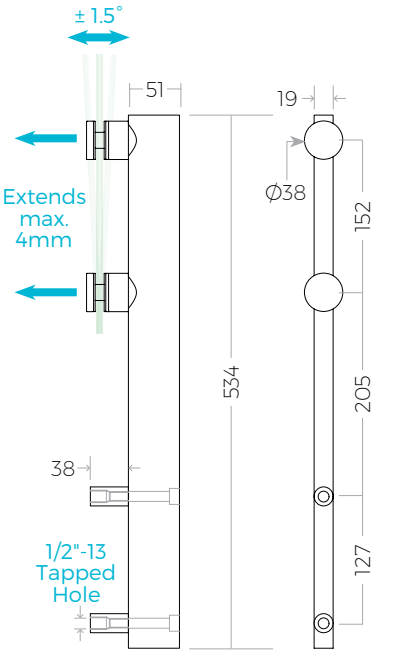

Posts & Accessories

Images are for illustration purposes only. Consult with your local building authority.

Posts and Accessories Overview

	H1  **ELITE POSTS** HANDRAIL SERIES Interior Line RESIDENTIAL	H2 **ELITE POSTS** HANDRAIL SERIES Exterior Line RESIDENTIAL	F1  **ELITE POSTS** FRAMELESS SERIES Interior / Exterior RESIDENTIAL	**STANDARD POSTS** Blank / Side / Rod* RESIDENTIAL	**HEAVY DUTY POSTS** Interior / Exterior COMMERCIAL
MOUNT	Top	Top	Top	Top / Side	Top
STYLE	Square 40 x 40mm	Square 40 x 40mm	Square 40 x 40mm	Round Ø42.4mm Square 40 x 40mm	Round Ø50mm Square 50 x 50mm
MATERIAL & FINISH	SS316, Satin SS304, Satin Black	SS316, Satin SS304, Satin Black	SS316 - Satin SS304 - Satin Black	SS316 - Satin	SS316 - Satin
HEIGHT & APPLICATION	915 (36") Landing / Stairs	915 (36") Landing / Stairs 1070 (42") Landing	915 (36") Landing / Stairs 1070 (42") Landing	915 (36") Landing / Stairs 1070 (42") Landing	1070 (42") Landing / Stairs
FEATURES	• Seamless Top Cap. • Welded Tube Support (Fixed/ Swivel). • Small Glass Clips.	• Seamless Top Cap. • Welded Tube Support (Fixed/ Swivel). • Large Glass Clips.	• Seamless Top Cap. • Large Glass Clips.	• Customizable Top Cap & Tube Support. • Large Glass Clips. • Rod Holders.*	• Seamless Top Cap. • Height Adjustable Tube Support. • Suits Glass Clips, Arm Fittings, and Spiders.
TUBE WALL THICKNESS	Post Wall Thickness **2mm**	Post Wall Thickness **2mm**	Post Wall Thickness **2mm**	Post Wall Thickness **2mm**	Post Wall Thickness **4.8mm**
GLASS THICKNESS	Glass Thickness **6-10mm**	Glass Thickness **10&12mm**	Glass Thickness **10&12mm**	Glass Thickness **10&12mm**	Based on chosen Glass hardware
INSTALLATION	76 (3") Base. 5/16" Fasteners. 3/8" GRK.	100 (4") Base. 3/8" Fasteners.	100 (4") Base. 3/8" Fasteners.	Side Mount Supports available; Refer to pg 66 & 68. 1/2" Fasteners.	125 (5") Base. 1/2" Fasteners.
BLANK POST OPTIONS	Available for Landing / Stairs.	Available for Landing / Stairs.	Available for Landing 42".	Blank Posts available. *Height does not apply to Rod Post.	Suits Core Mount without Base Plate. Base Plate & Cover sold separately.
PAGE	51	55	59	63	69

ElitePosts

PREFABRICATED STAINLESS STEEL SQUARE POSTS FOR GLASS RAILINGS

 · Images are for illustration purposes only. Consult with your local building authority.

Our engineered Elite Posts are **PREFABRICATED** Square Posts for Glass Railing applications. They are made of durable SS304 Grade Stainless Steel, and SS316 Grade Stainless Steel. Elite Posts are available in two series', the **H (Handrail) Series**, and the **F (Frameless) Series**. They are **PRE-DRILLED** and include Glass Clips, welded Base Plate, and a push-fit Base Plate Cover. ELITE POSTS are **READY-TO-INSTALL** to fit all areas of your stairway for quick, easy, and convenient installations.

H HANDRAIL SERIES

H1
Interior Line

H2
Exterior Line



SS304 Satin (S) | SS304 Powder Coated Satin Black (B) | SS316 Satin (S) | SS304 Powder Coated Satin Black (B)

The **H (Handrail) Series** is comprised of the **H1 (Interior Line)**, and **H2 (Exterior Line)**. The **H Series** is engineered and designed for today's clean aesthetics, and feature fully welded Tube Supports with a Solid Square Stem for a more durable and streamlined Handrail installation (Handrail sold separately).

F FRAMELESS SERIES

F1
Interior / Exterior

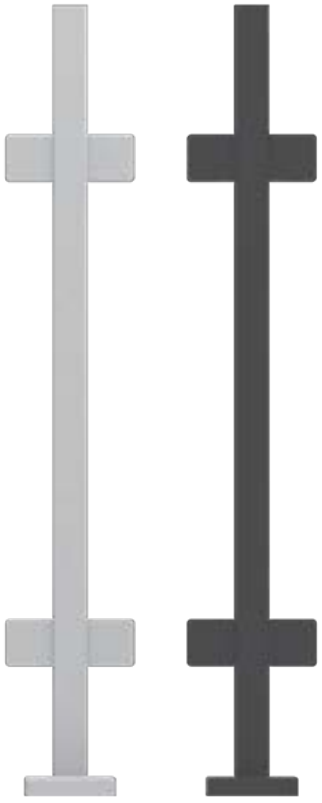

SS316 Satin (S) | SS304 Powder Coated Satin Black (B)

The **F (Frameless) Series** includes the **F1 Line** engineered and designed for both **Interior and Exterior** applications. It features Flat-top Posts with welded Top Caps for a railing-free sight line offering a contemporary sleek, minimilistic look for an unobstructed view of your surroundings.

For complete details, please ask for a brochure or scan the code to visit our site.



H1 Handrail Interior Line

H1 Handrail Interior Line

ENGINEERED · ENGINEERED

Post Wall Thickness 2mm

Glass Thickness 6-10mm

S Satin Stainless Steel

B Powder Coated Satin Black

H1 Features

- Engineered for **Interior Residential** applications.
- Square tube size of 40 x 40 x 2mm.
- Material is SS304, in both Satin and Powder Coated Satin Black.
- Provides placement on the front, middle, and back of the tread for **36"** high with installed Railings.
- Fully Welded Tube Support with a Solid Square Stem, with included Flat Handrail Attachment Plate.
- Fully welded 3" solid cast Stainless Steel Base Plates with flat push-fit base plate covers.
- Small Square Glass Clips are secured by included M8 x 20 Stainless Steel Fasteners.
- Flat Handrail Attachment Plate and Base Plate Covers are also included.
- **10mm** Gasket included. Additional Gaskets available.

	PART #	Description
1	**SSPE36BPEF**	Stair Bottom Post - Front.
2	**SSPE36BPEM**	Stair Bottom Post - Middle.
3	**SSPE36BPEB**	Stair Bottom Post - Back.
4	**SSPE36STLF**	Stair Line Post - Front.
5	**SSPE36STLM**	Stair Line Post - Middle.
6	**SSPE36STLB**	Stair Line Post - Back.
7	**SSPE36STEF**	Stair End Post - Front.
8	**SSPE36STEM**	Stair End Post - Middle.
9	**SSPE36STEB**	Stair End Post - Back.
10	**SSPE36STBF**	Stair Blank Post - Front.
11	**SSPE36STBM**	Stair Blank Post - Middle.
12	**SSPE36STBB**	Stair Blank Post - Back.
13	**SSPE36LNDE**	Landing End / Turn Post 36".
14	**SSPE36LNDL**	Landing Line Post 36".
15	**SSPE36LNDC**	Landing Corner Post.
16	**SSPE36LNDB**	Landing Blank Post.
17	**SSPE42LNDE**	Landing End Post 42".
18	**SSPE42LNDL**	Landing Line Post 42".

H1 Components

Base Plate Cover



Base Plate

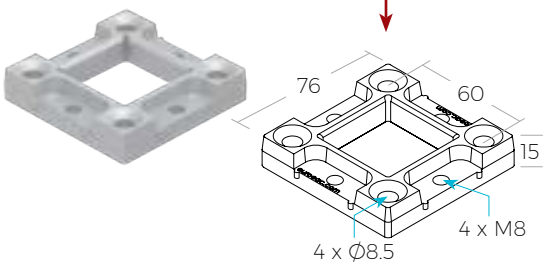

Leveling Plate NOT INCLUDED

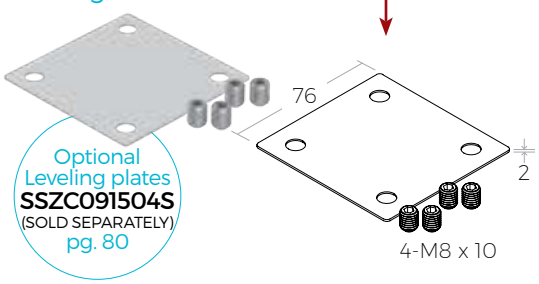

Optional Leveling plates **SSZC091504S** (SOLD SEPARATELY) pg. 80

Glass Clip

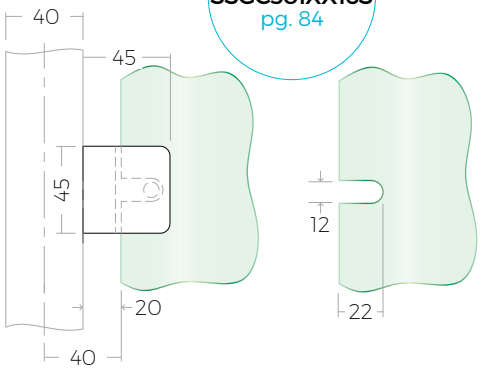

Additional Glass Clips **SSGC301XX16S** pg. 84

Tube Support

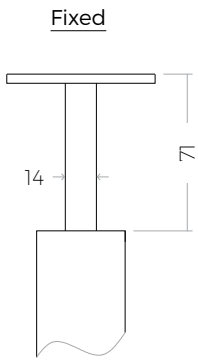

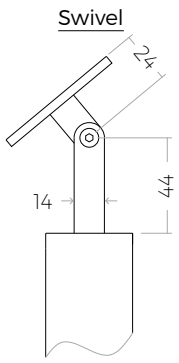

H1 Handrail Interior Line

Typical Stair Configurations for 36" Posts

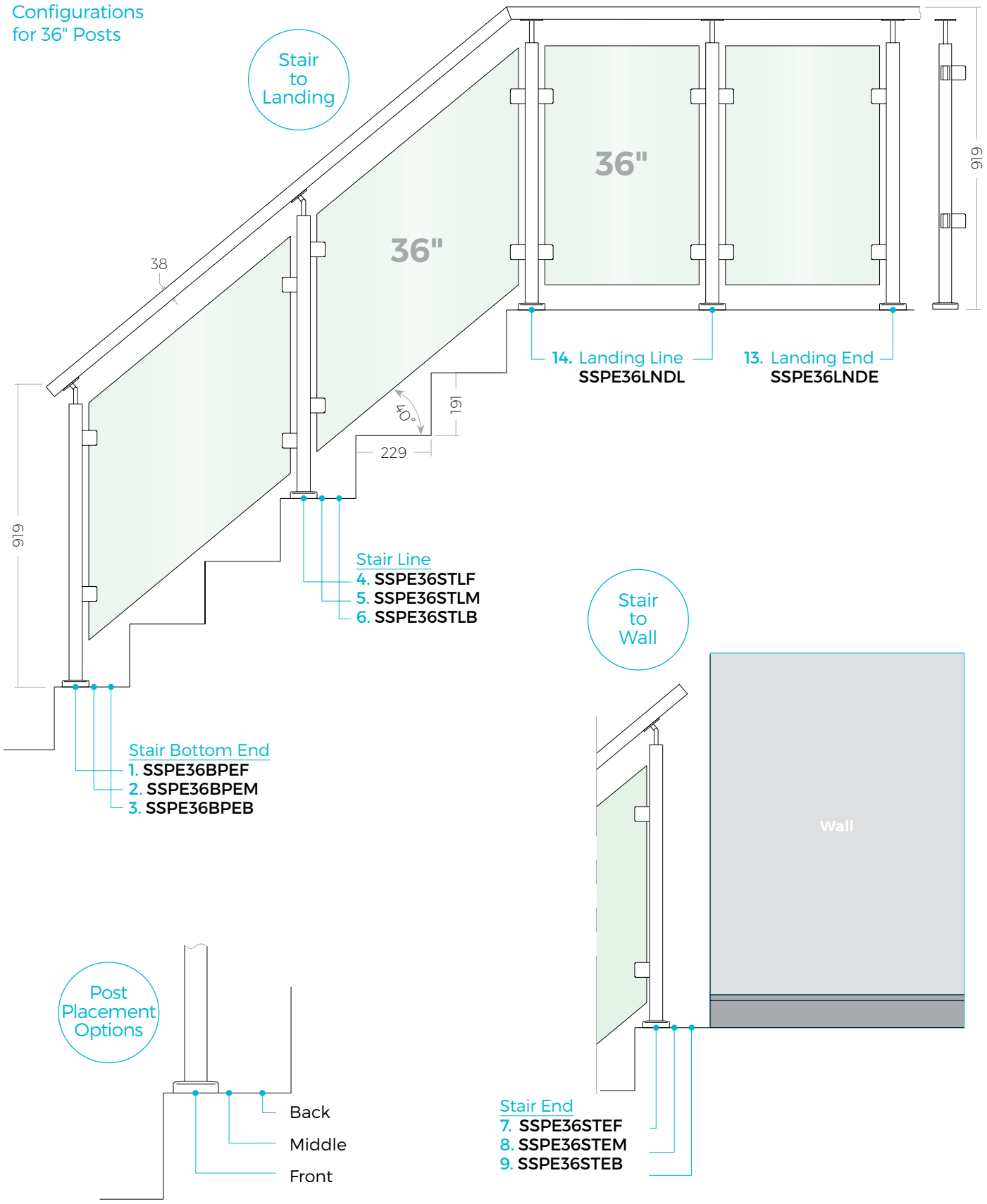

36" Posts for Stairs - Front Application

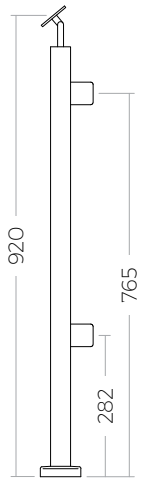

1. Bottom End
SSPE36BPEF

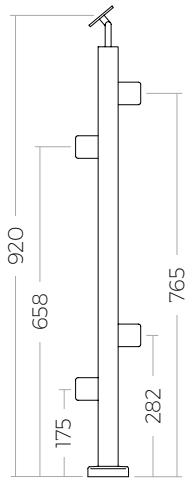

4. Line
SSPE36STLF

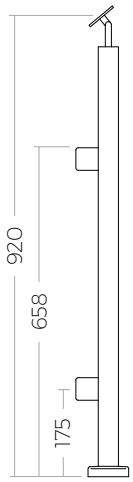

7. Top End
SSPE36STEF

10. Blank
SSPE36STBF

36" Posts for Stairs - Middle Application

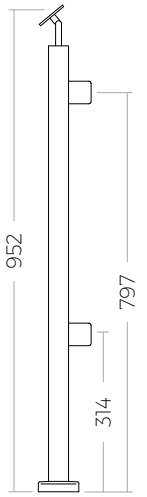

2. Bottom End
SSPE36BPEM

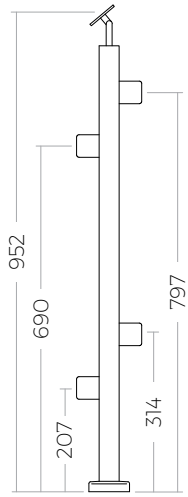

5. Line
SSPE36STLM

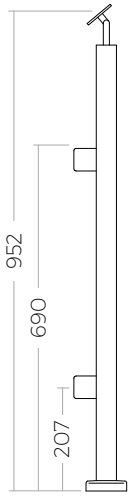

8. Top End
SSPE36STEMF

11. Blank
SSPE36STBM

36" Posts for Stairs - Back Application

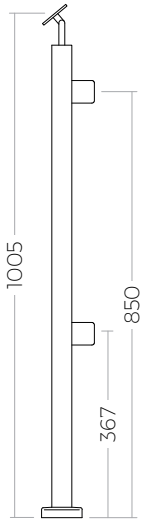

3. Bottom End
SSPE36BPEB

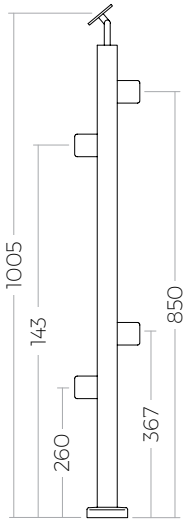

6. Line
SSPE36STLB

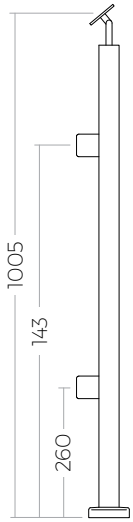

9. Top End
SSPE36STEB

12. Blank
SSPE36STBB

36" Posts for Landing

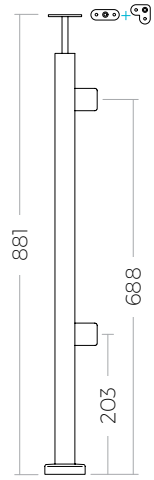

13. Stair End/Landing Turn
SSPE36LNDE

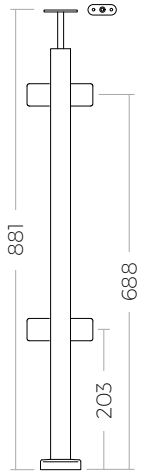

14. Line
SSPE36LNDL

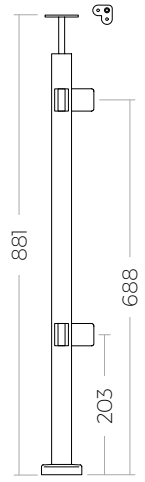

15. Corner
SSPE36LNDC

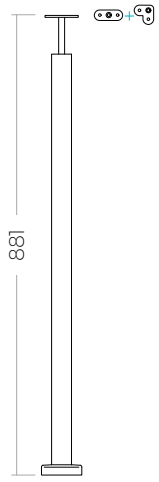

16. Blank
SSPE36LNDB

42" Posts for Landing

17. Landing End
SSPE42LNDE

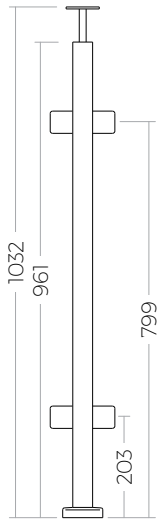

18. Landing Line
SSPE42LNDL



H2 Handrail Exterior Line

 · Images are for illustration purposes only. Consult with your local building authority.

H2 Handrail Exterior Line

ENGINEERED · ENGINEERED

Post Wall Thickness 2mm

Glass Thickness 10&12mm

S Satin Stainless Steel

B Powder Coated Satin Black

H2 Features

- Engineered for **Interior & Exterior Residential**.
- Square tube size of 40 x 40 x 2mm.
- Material is SS316 for Satin & SS304 for Powder Coated Satin Black.
- Provides 36" high Railings for Stairs and both **36"** and **42"** high option for landing with installed handrail.
- Complies with the updated OBC min. run for a rectangular thread of 255mm, and a min height of **920mm** height for exterior stairs by using min. 1" [25mm] thick Handrail.
- Fully Welded Tube Supports with a solid Square Stem, with included Flat Handrail Attachment Plate.
- Fully welded 4" solid cast Stainless Steel Base Plates with flat push-fit base plate covers.
- Includes Large Square Glass Clips secured by an M8 x 20 Stainless Steel Fastener through flow-drilled and tapped holes to the Posts.
- **10 and 12mm** Gaskets included.

	PART #	Description
1	**SSPEXS36SBE**	Stair Bottom End Post 36"
2	**SSPEXS36SL**	Stair Line Post 36"
3	**SSPEXS36LNL**	Landing Line Post 36"
4	**SSPEXS36LNE**	Landing End Post 36"
5	**SSPEXS36LNC**	Landing Corner Post 36"
6	**SSPEXS36T42**	Transition Line Post from 36" - 42"
7	**SSPEXS36TL**	Transition Left Post from 36" - 42"
8	**SSPEXS36TR**	Transition Right Post from 36" - 42"
9	**SSPEXS42LNL**	Landing Line Post 42"
10	**SSPEXS42LNE**	Landing End Post 42"
11	**SSPEXS42LNC**	Landing Corner Post 42"
12	**SSPEXS42BL**	Blank Post 42"

H2 Components

Base Plate Cover



Base Plate

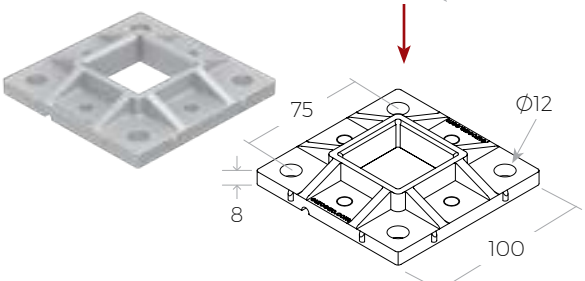

Leveling Plate NOT INCLUDED

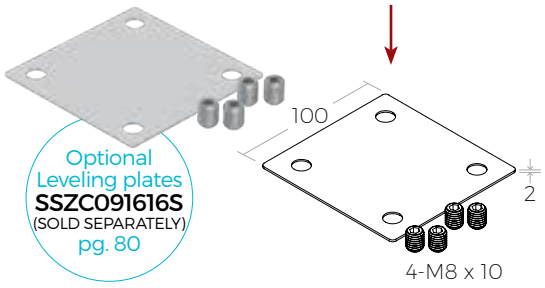

Optional Leveling plates **SSZC091616S** (SOLD SEPARATELY) pg. 80

Glass Clip

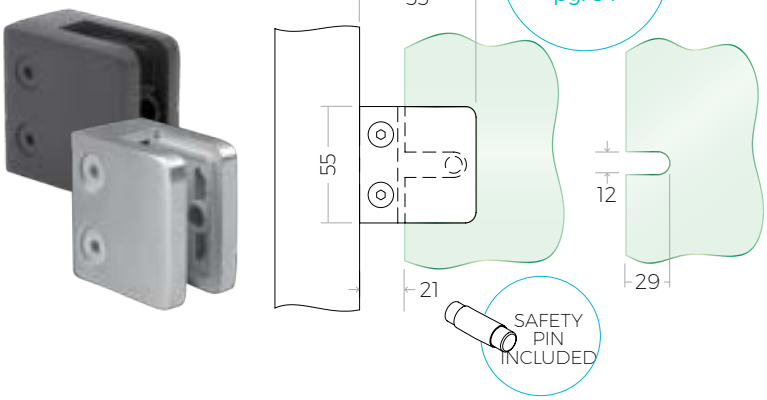

Additional Glass Clips **SSGC431XX16** pg. 84

Tube Support

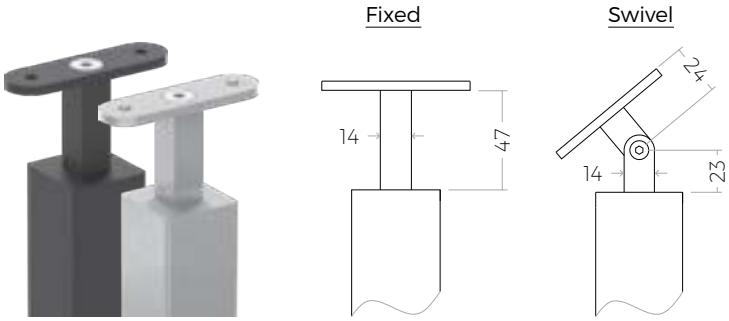

Typical Stair Configurations for 36" Posts

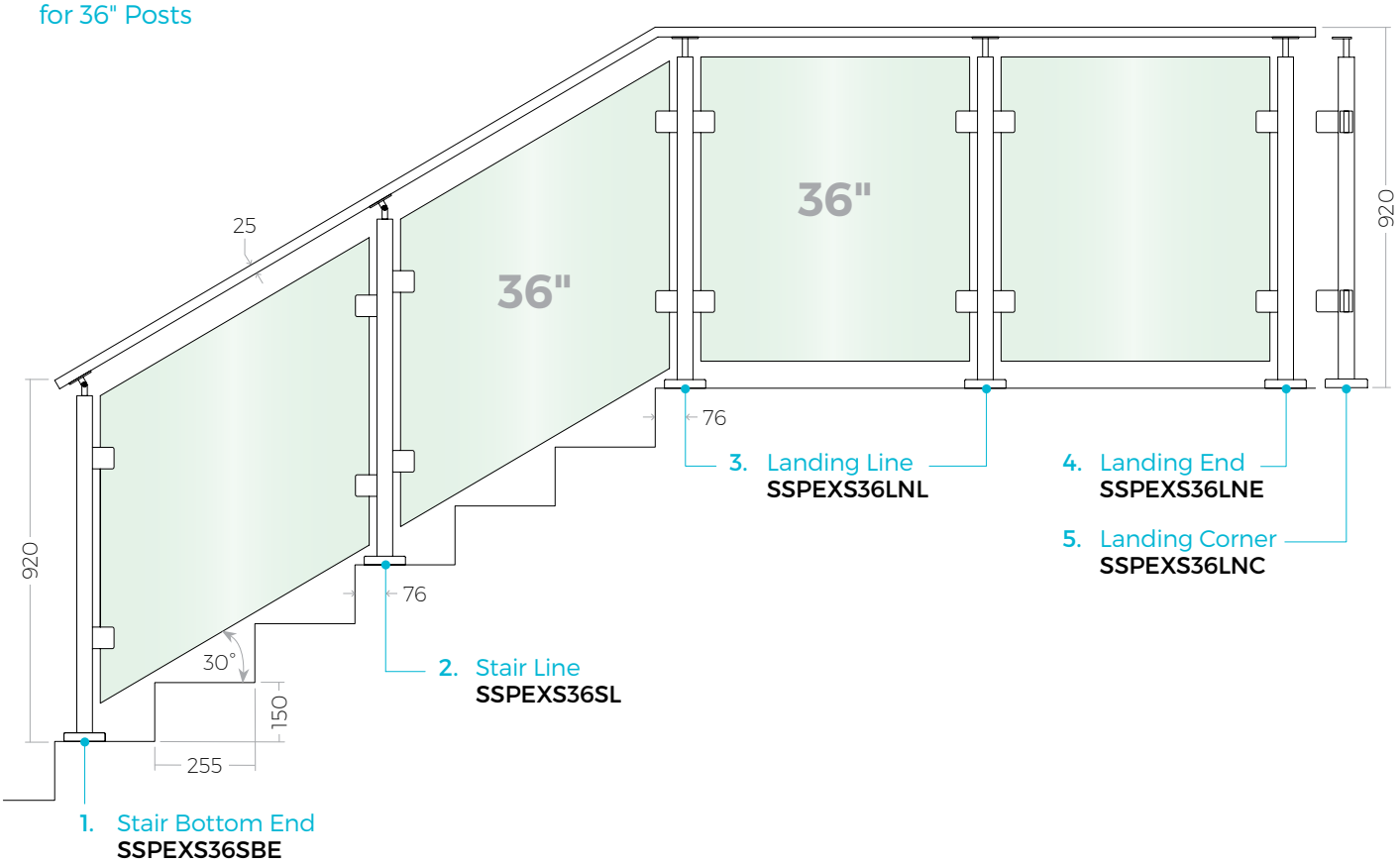

36" Posts

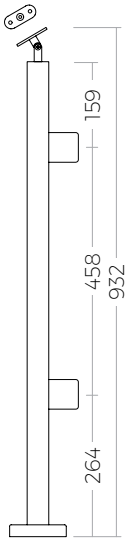

1. Stair Bottom End
SSPEXS36SBE

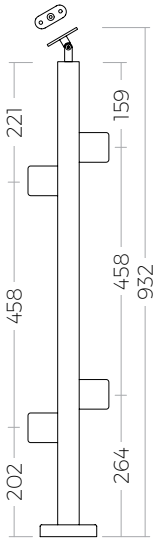

2. Stair Line
SSPEXS36SL

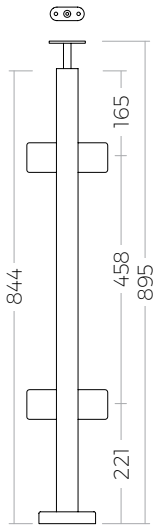

3. Landing Line
SSPEXS36LNL

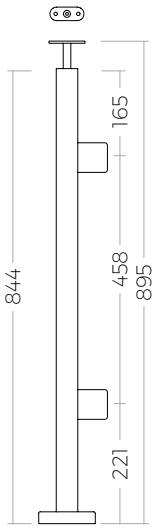

4. Landing End
SSPEXS36LNE

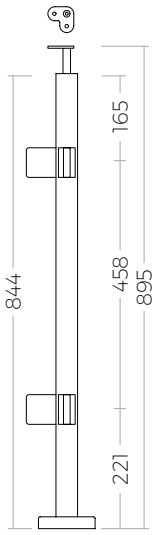

5. Landing Corner
SSPEXS36LNC

Typical Stair Configurations for 36" - 42" Posts

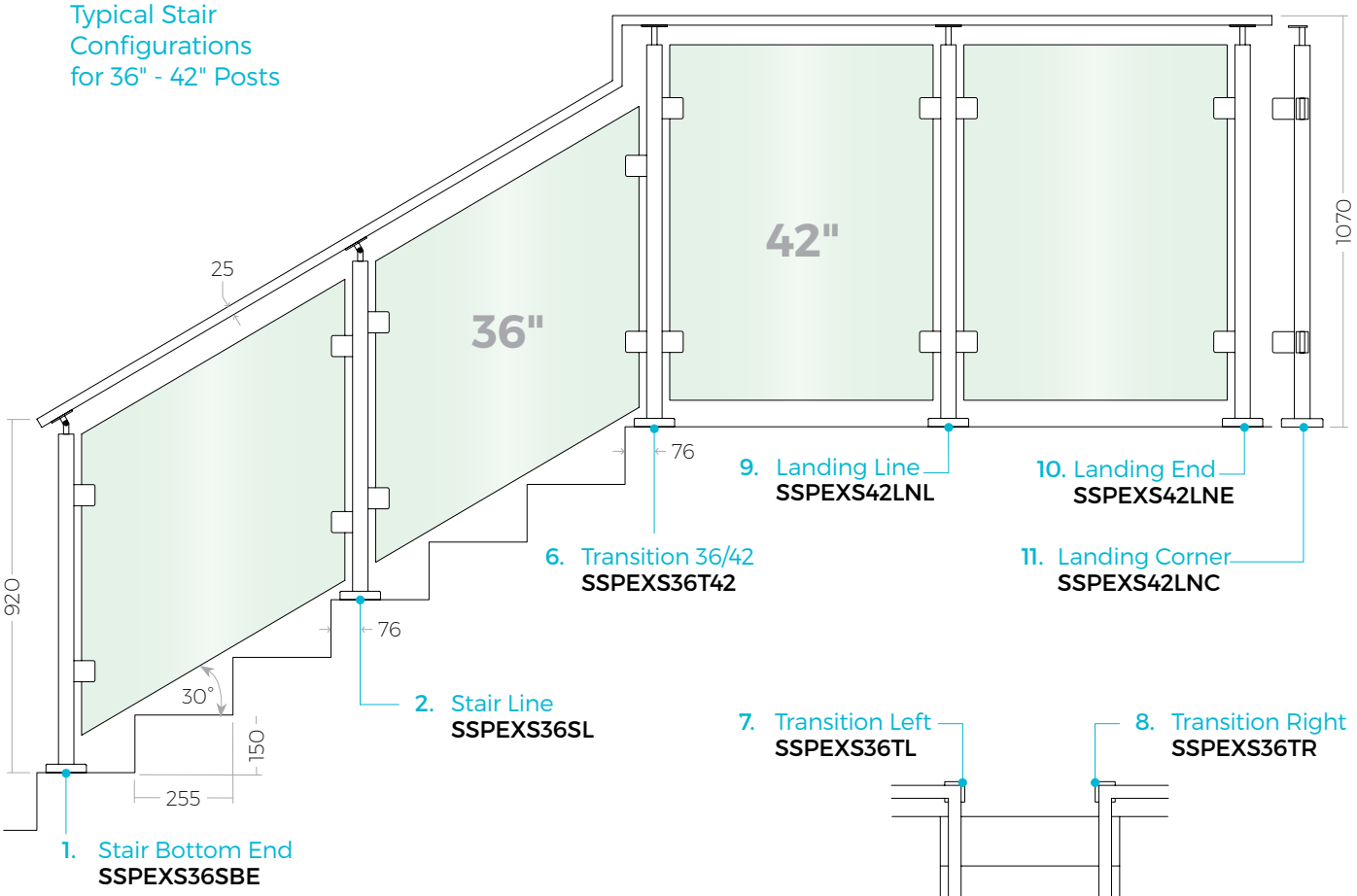

1. Stair Bottom End
SSPEXS36SBE

2. Stair Line
SSPEXS36SL

6. Transition 36/42
SSPEXS36T42

9. Landing Line
SSPEXS42LNL

10. Landing End
SSPEXS42LNE

11. Landing Corner
SSPEXS42LNC

7. Transition Left
SSPEXS36TL

8. Transition Right
SSPEXS36TR

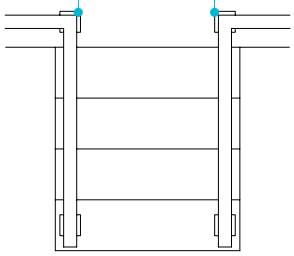

42" Posts

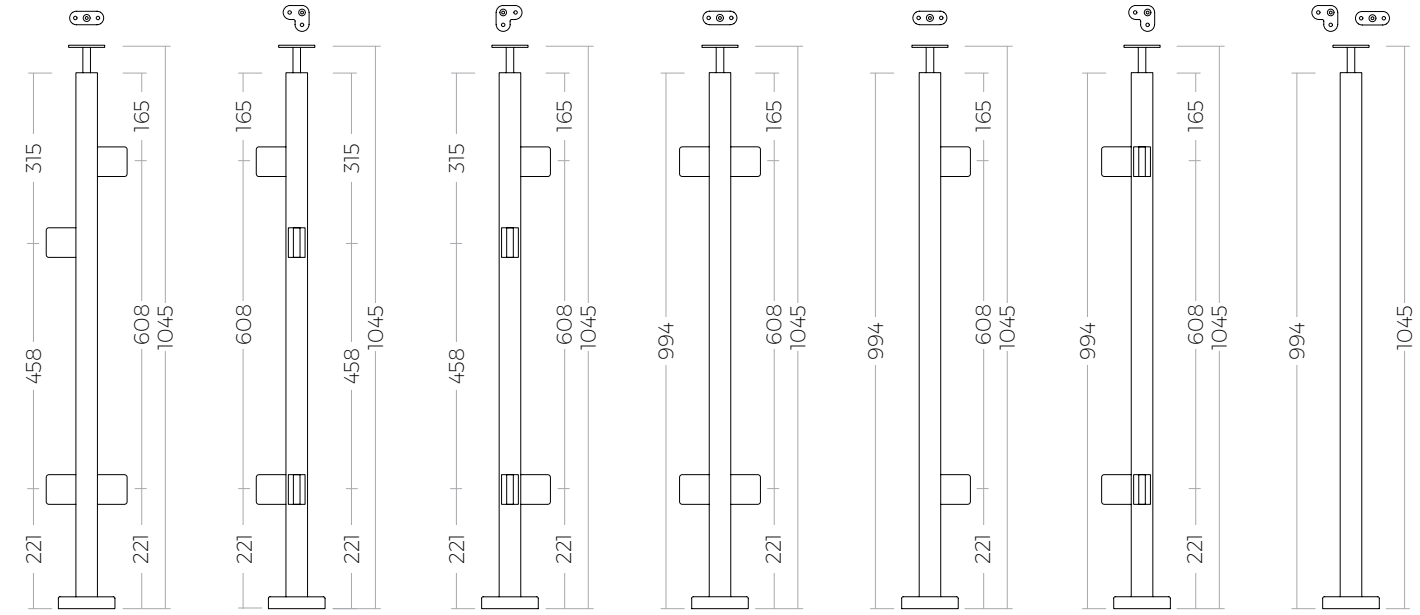

6. Transition 36/42
SSPEXS36T42

7. Transition Left
SSPEXS36TL

8. Transition Right
SSPEXS36TR

9. Landing Line
SSPEXS42LNL

10. Landing End
SSPEXS42LNE

11. Landing Corner
SSPEXS42LNC

12. Blank Post
SSPEXS42BL

F1 Frameless Interior/Exterior

 · Images are for illustration purposes only. Consult with your local building authority.

F1 Frameless Interior/Exterior

ENGINEERED · ENGINEERED

Post Wall Thickness 2mm

Glass Thickness 10&12mm

S Satin Stainless Steel

B Powder Coated Satin Black

F1 Features

- Engineered for **Interior and Exterior Residental or Commercial** applications.
- Square tube size of 40 x 40 x 2mm.
- Material is SS316 for Satin and SS304 for Powder Coated Satin Black.
- Provides **36"** high Railings for Stair and Landing and **42"** high option for Landings.
- Fully welded End Caps provide an open and frameless look for unobstructed view.
- Fully welded **4"** solid cast Stainless Steel Base Plates with flat push-fit base plate covers.
- Large Square Glass Clips secured by M8 x 20 Stainless Steel Fasteners through flow-drilled and tapped holes to the posts included.
- Suitable for **10-12mm** Glass.

	PART #	Description
1	**SSPEFT36SBE**	Stair Bottom End Post 36"
2	**SSPEFT36SL**	Stair Line Post 36"
3	**SSPEFT36LNL**	Landing Line Post 36"
4	**SSPEFT36LNE**	Landing End Post 36"
5	**SSPEFT36LNC**	Landing Corner Post 36"
6	**SSPEFT36T42**	Transition Line Post From 36" To 42"
7	**SSPEFT36TL**	Transition Left Post From 36" To 42"
8	**SSPEFT36TR**	Transition Right Post From 36" To 42"
9	**SSPEFT42LNL**	Landing Line Post 42"
10	**SSPEFT42LNE**	Landing End Post 42"
11	**SSPEFT42LNC**	Landing Corner Post 42"
12	**SSPEFT42BL**	Blank Post 42"

F1 Components

Base Plate Cover

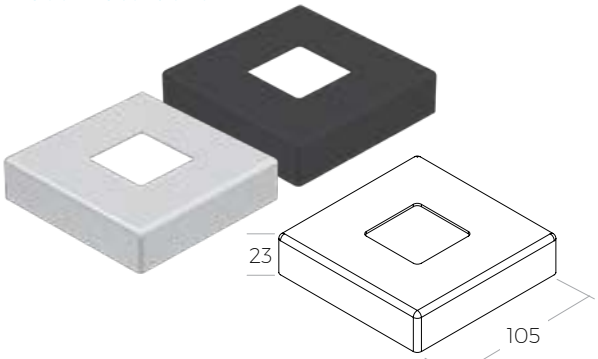

Base Plate

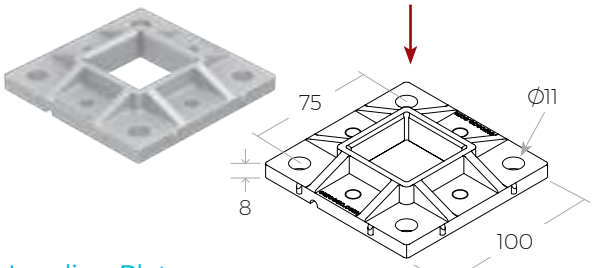

Leveling Plate NOT INCLUDED

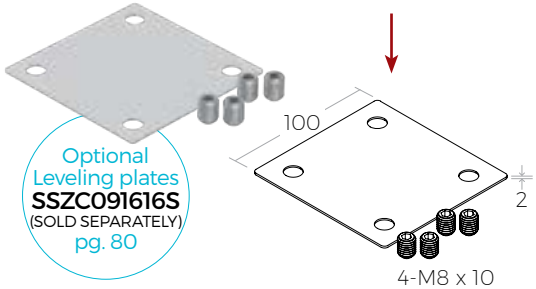

Optional Leveling plates **SSZC091616S** (SOLD SEPARATELY) pg. 80

Glass Clip

Additional Glass Clips **SSGC431XX16** pg. 84

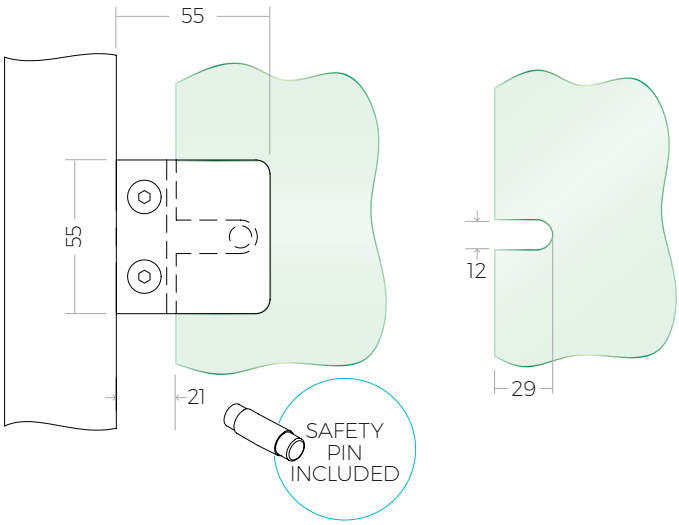

Typical Stair & Landing Configurations for 36" Posts

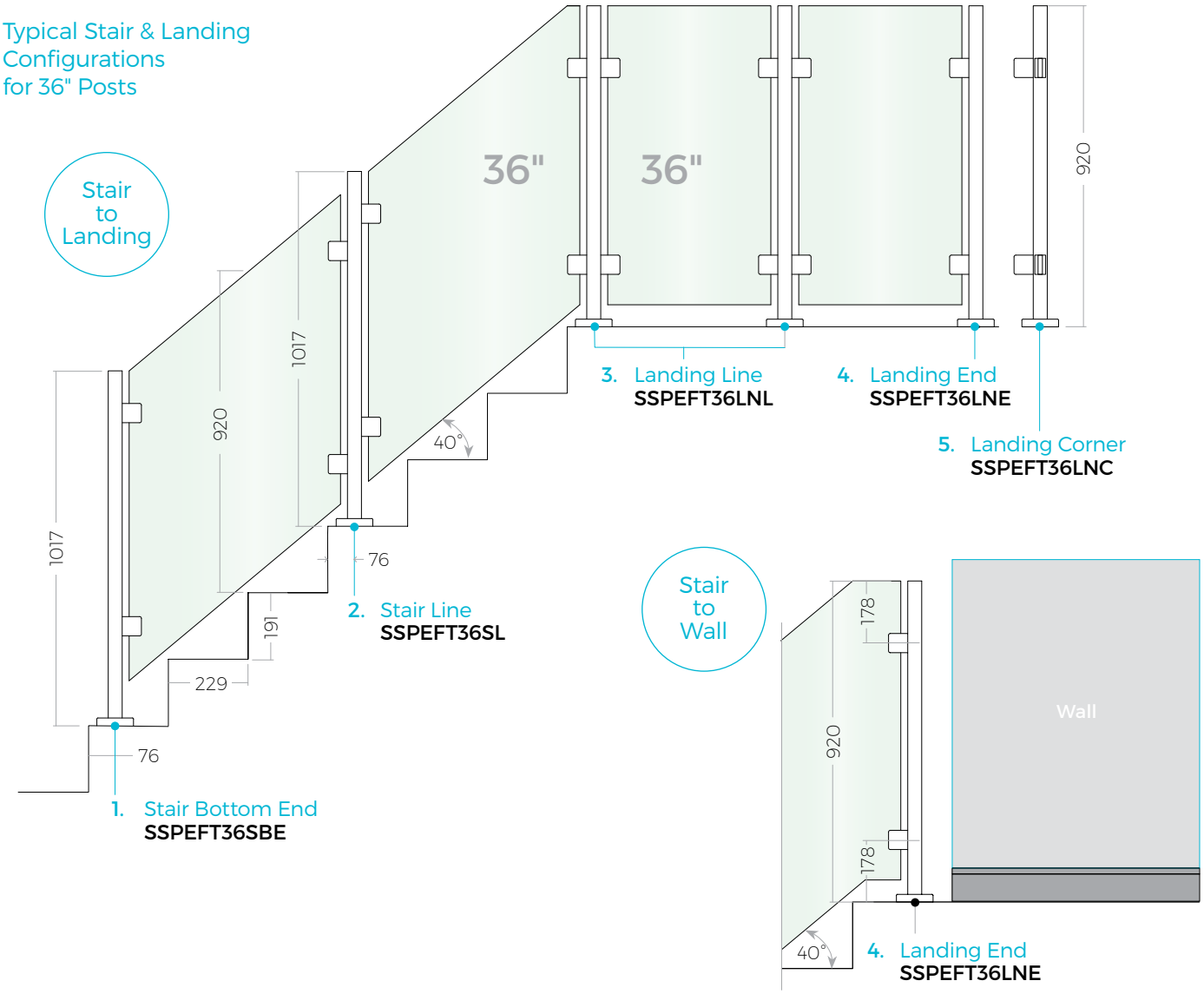

36" Posts for Stairs

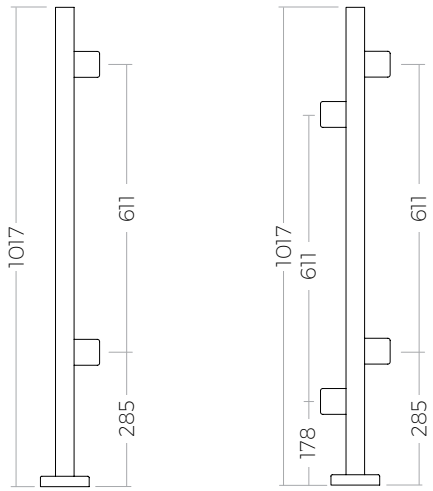

1. Bottom End
SSPEFT36SBE

2. Line
SSPEFT36SL

36" Posts for Landing

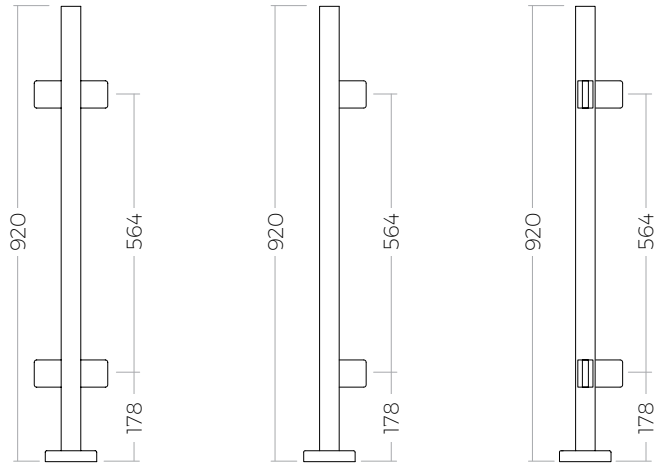

3. Line
SSPEFT36LNL

4. End
SSPEFT36LNE

5. Corner
SSPEFT36LNC

Typical Stair Configurations for 42" Posts

Transition and Landing

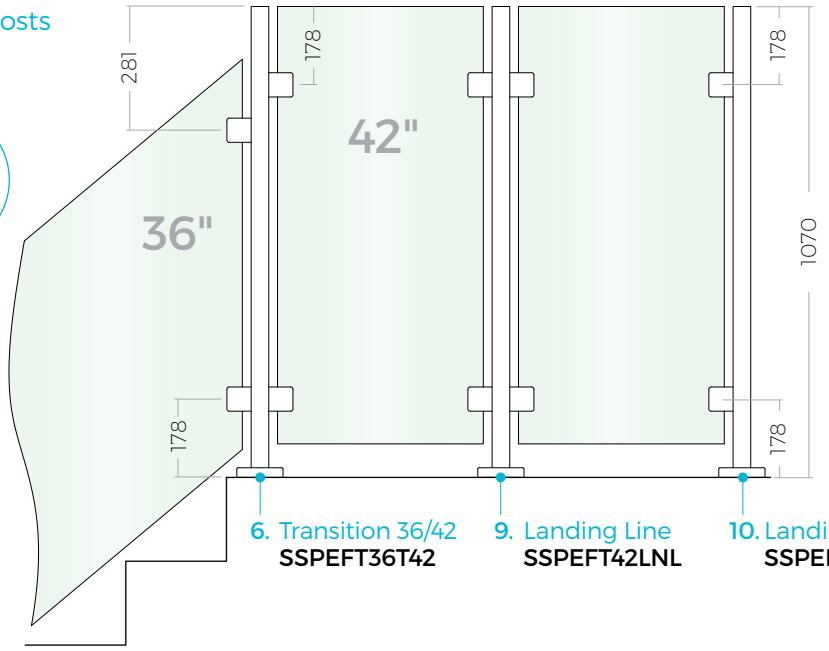

6. Transition 36/42
SSPEFT36T42

9. Landing Line
SSPEFT42LNL

10. Landing End
SSPEFT42LNE

11. Landing Corner
SSPEFT42LNC

OPTIONAL
Off-the-Post Brackets sold seperately.

SSWF20016

SSZH40116S

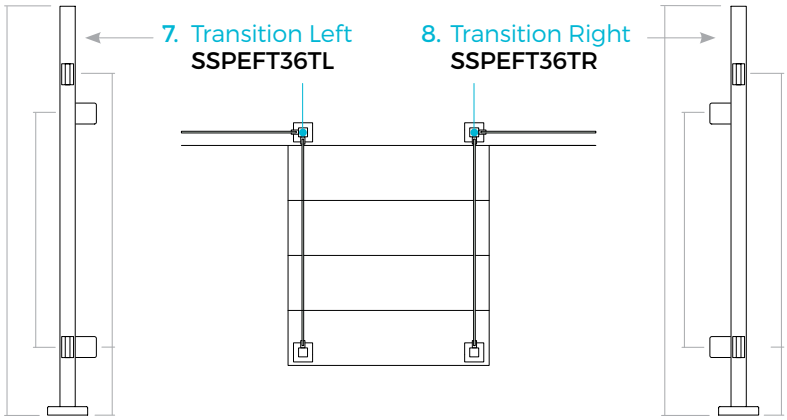

7. Transition Left
SSPEFT36TL

8. Transition Right
SSPEFT36TR

36" - 42" Transition Posts

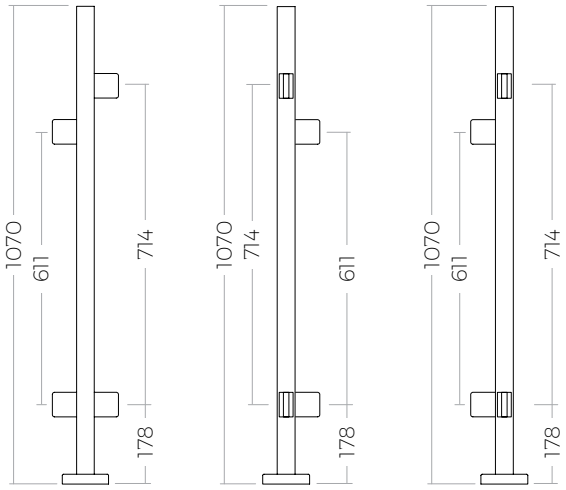

6. Line End
SSPEFT36T42

7. Transition Left
SSPEFT36TL

8. Transition Right
SSPEFT36TR

42" Posts for Landing

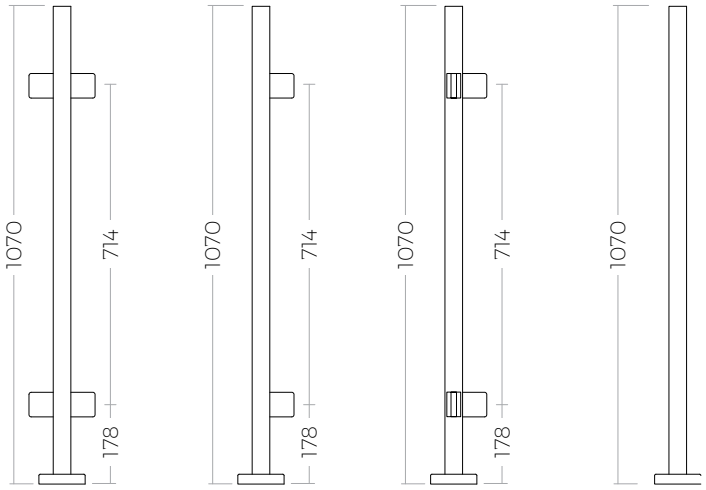

9. Landing Line
SSPEFT42LNL

10. Landing End
SSPEFT42LNE

11. Landing Corner
SSPEFT42LNC

12. Blank Post
SSPEFT42BL

Standard Posts & Accessories

Standard Posts & Accessories

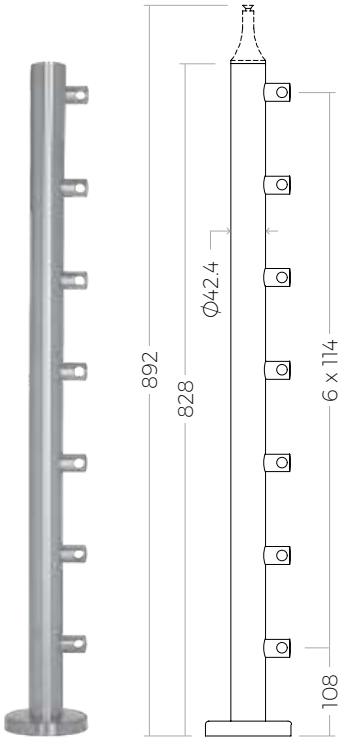

Post Wall Thickness 2mm

S Satin Stainless Steel

PREFABRICATED POSTS FOR RODS

ASSEMBLY-READY Round Posts for Rods are Prefabricated with 7 Rod Holders and are engineered for Interior and Exterior applications.

SPECS:

- SS316-Grade Stainless Steel.
- Tube Size: Ø42.4 (1.66") x 2mm. Tube Height: 892 (35 1/8").
- Rod Holder for Ø12mm (Ø1/2") Rods.

INCLUDES:

- 7 Prefabricated Rod Holders per Post.
- Choice of Tube Support with Handrail Attachment Plate, or Plate Cover.
- Fully welded solid cast Stainless Steel Base Plate and Plate Cover.

PART #
SSPR166L36 See Rods on page 106.

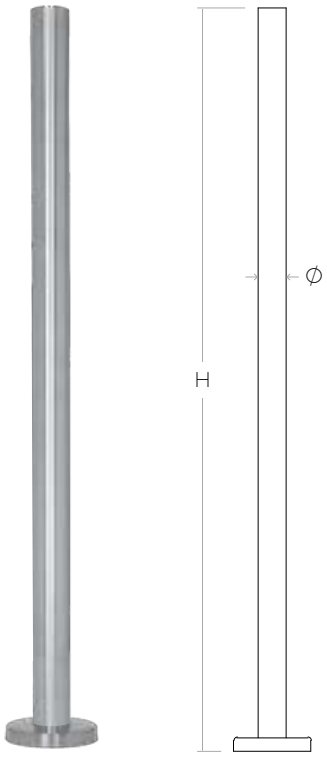

Post Wall Thickness 2mm

S Satin Stainless Steel

PREFABRICATED BLANK POSTS

ACCESSORIES SOLD SEPARATELY:
Tube Support (pg 119).
Handrail Attachment Plates (pg 117).
Post End Caps (pg 109).

SPECS:

- SS316-Grade Stainless Steel

INCLUDES:

- Fully welded solid cast Stainless Steel Base Plate and Plate Cover.

PART #	H (Height)	Ø (Tube Diameter)
SSPG16642	1067 (42")	42.4 (1 11/16")

Round Prefabricated Side Mount Posts for Glass

ENGINEERED · ENGINEERED | Post Wall Thickness 2mm | Glass Thickness 10 & 12mm | S Satin Stainless Steel

- Prefabricated Stainless Steel Side Mount **ROUND** Posts are engineered for Interior and Exterior applications.
- Post material is Round Tube Ø42.4 x 2mm (Ø1.66") in SS316.
- Post height options are 36" and 42" applicable for Landings and Stairs.
- Refer to back inside cover for glass guard design information.

INCLUDES:

- Stainless Steel Large Round Glass Clips secured by an M8 x 20 Stainless Steel Fastener through Flow-drilled and Tapped Holes to the Posts.
- Gaskets for **10mm and 12mm** Glass Thickness are included in the box with the Post.

36" Side Mount Post

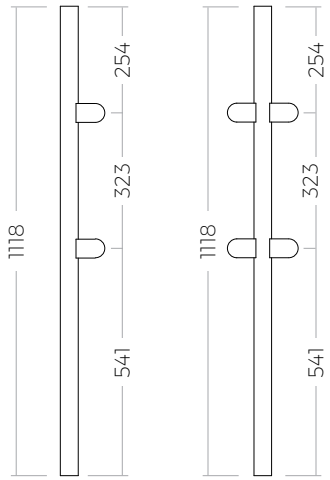

SSPG166X36E
End Post 36"

SSPG166X36L
Line Post 36"

42" Side Mount Post

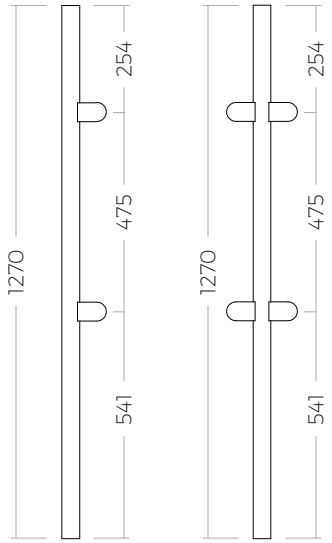

SSPG166X42E
End Post 42"

SSPG166X42L
Line Post 42"

Glass Clips

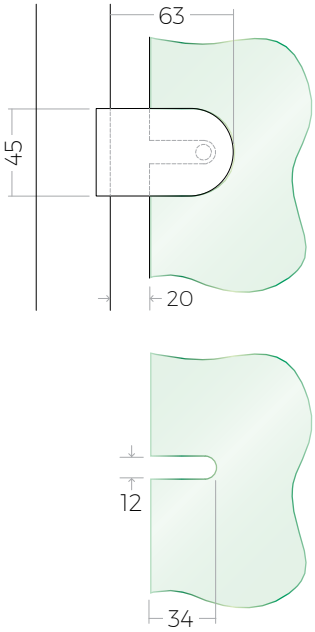

Side Mount Support for Round Side Mount Post

SSUC601

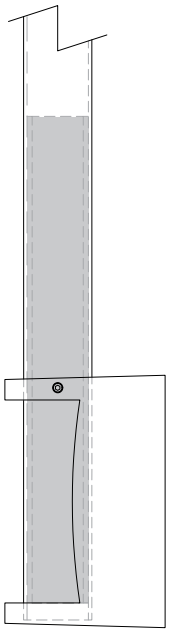

⚠ Included Inner Sleeve installed at the Post bottom for reinforcement specified on the Engineering.

Use Side Mount Tube Supports **SSUC601** to secure the Round Prefabricated Side Posts for Stairs and Landing guard installations.

- Engineered for Interior and Exterior applications.
- Applicable for Landing and Stair Railing installations.
- Solid cast material SS316 in Satin finish.
- Suits 1/2" or M12 Fasteners.

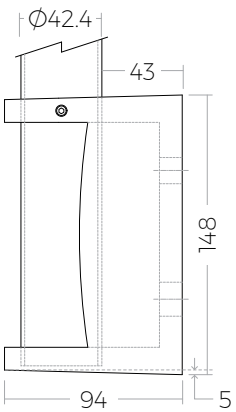

Side View

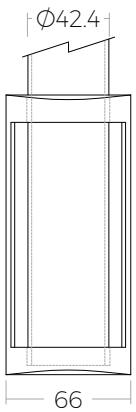

Front View

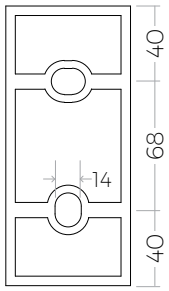

Back View

Square Prefabricated Standard Posts

Post Wall Thickness 2mm | S Satin Stainless Steel | B Powder Coated Satin Black

Square Blank Posts are engineered for Interior and Exterior applications.
Refer to back inside cover for glass guard design information.

ACCESSORIES (Sold separately)

- Tube Support (pg 120) / Handrail Attachment Plates (pg 117) / Post End Caps (pg 111).

SPECS:

- Satin Stainless Steel - SS316 Grade Stainless Steel.
- Powder Coated Satin Black -SS304 Grade Stainless Steel

INCLUDES:

- Fully welded solid cast Stainless Steel Base Plate and Plate Cover.

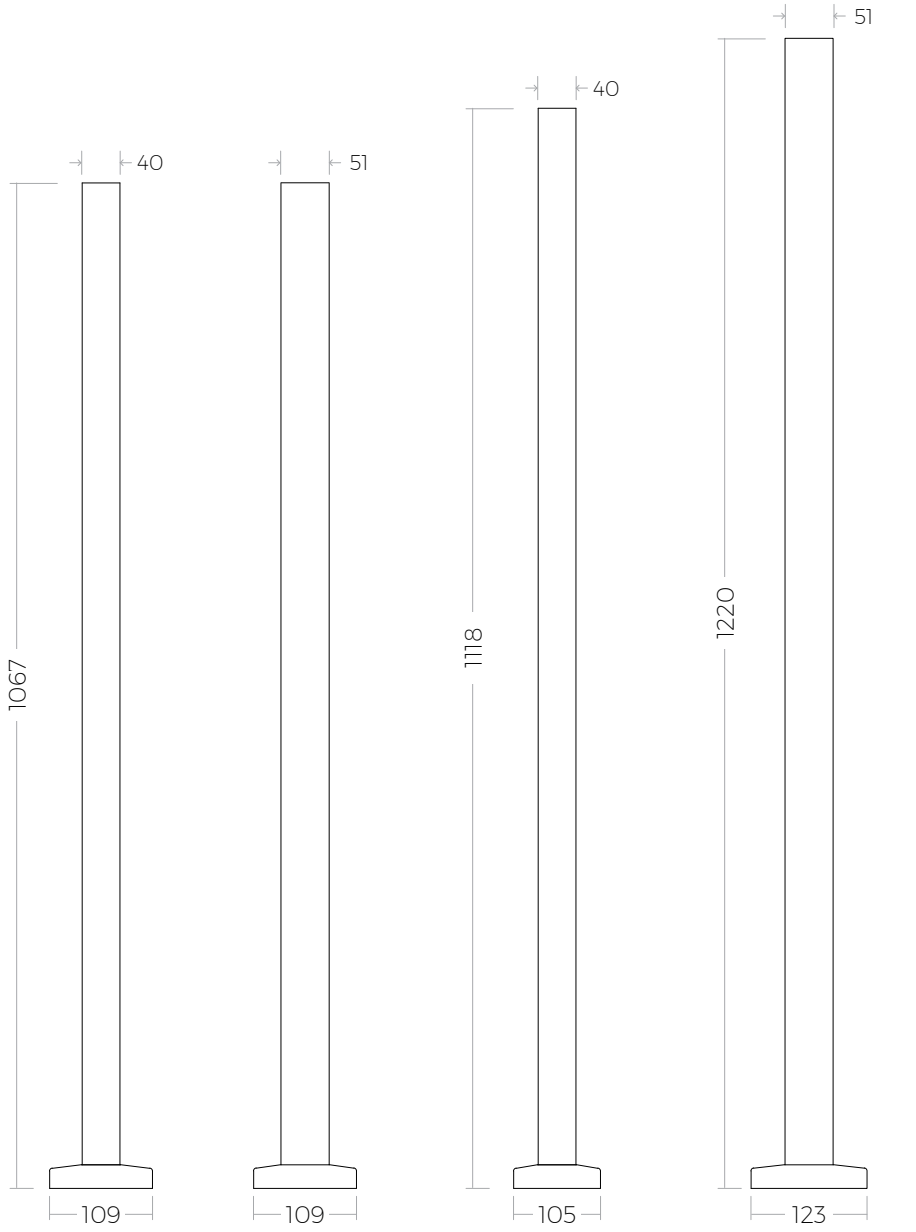

42"		44"	48"
SSPSQ4042 Base Plate 100 (4")	**SSPSQ5042** Base Plate 100 (4")	**SSPSQ4044B** Base Plate 100 (4")	**SSPSQ5048** Base Plate 118 (4 5/8")

Square Prefabricated Side Mount Posts for Glass

ENGINEERED · ENGINEERED | Post Wall Thickness 2mm | Glass Thickness 10 & 12mm | S Satin Stainless Steel

- Prefabricated Stainless Steel Side Mount **SQUARE** Posts are engineered for Interior and Exterior applications.
- Post material is Round Tube 40 x 40 x 2mm in SS316.
- Options for Posts height are 36" and 42" applicable for Landings and Stairs.
- Refer to back inside cover for glass guard design information.

INCLUDES:

- Stainless Steel Large Square Glass Clips secured by an M8 x 20 Stainless Steel Fastener through Flow-drilled and Tapped Holes to the Posts.
- Gaskets for **10mm and 12mm** Glass Thickness are included in the box with the Post.

36" Side Mount Post

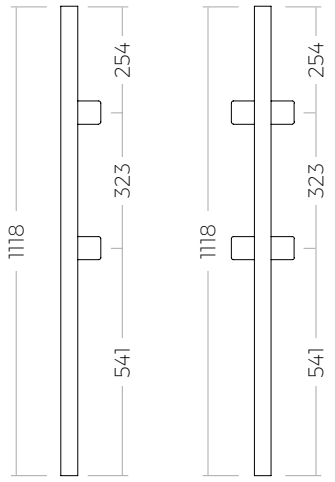

SSPSQ40X36E
End Post 36"

SSPSQ40X36L
Line Post 36"

42" Side Mount Post

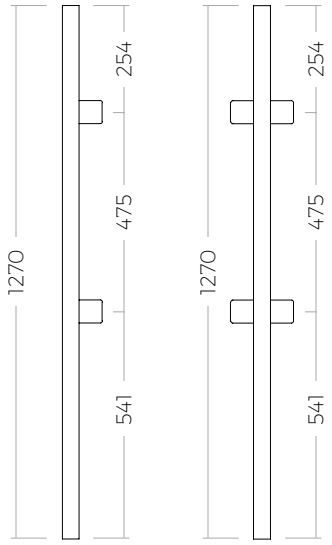

SSPSQ40X42E
End Post 42"

SSPSQ40X42L
Line Post 42"

Glass Clips

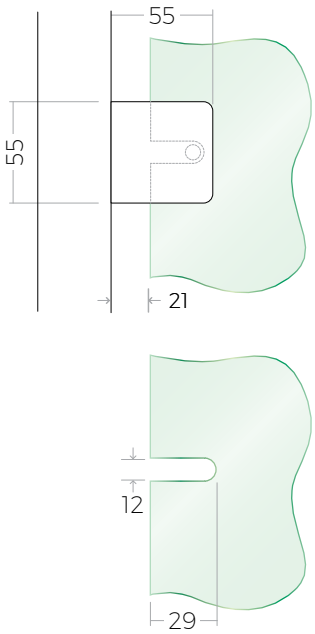

Side Mount Support for Square Side Mount Post

SSUC701

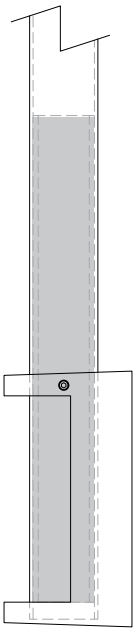

⚠ Included Inner Sleeve installed at the Post bottom for reinforcement specified on the Engineering.

Use Side Mount Tube Supports **SSUC701** to secure the Square Prefabricated Side Posts for Stairs and Landing guard installations.

- Engineered for Interior and Exterior applications.
- Applicable for Landing and Stair Railing installations.
- Solid cast material SS316 in Satin finish.
- Suits 1/2" or M12 Fasteners.

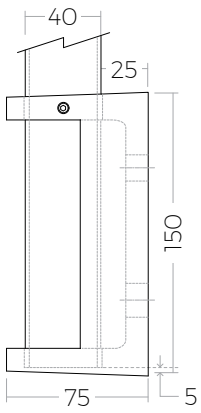

Side View

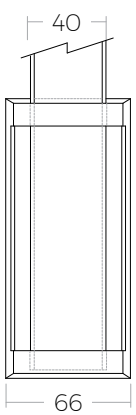

Front View

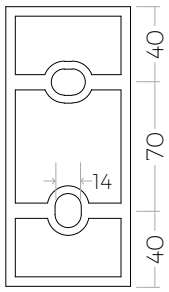

Back View

Heavy Duty Posts

Features

- Heavy duty Stainless Steel Round and Square Posts are engineered for Interior and Exterior applications. Refer to back inside cover for glass guard design information.
- Post material is **4.8mm** thick Tube in SS316 Satin finish.
- End, Line, and Corner Posts are designed for 1070mm (42 1/8") high **Landing** applications (with Handrail). Included with Posts: Fixed Tube Support at the top, and fully welded 12mm thick solid cast Stainless Steel Base Plate and Snap-fit Plate Cover at the bottom. Handrail Attachment Plates for Tube Support and End Cap sold separately. Leveling Plate also sold separately.
- Blank Posts are designed for **Stairway** applications. Included: Swivel Tube Support at the top. Handrail Attachment Plates for Tube Support and End Cap sold separately. All Post bottom options sold separately: Stanchion, Base Plate, Plate Cover, and Leveling Plate. Core Mount installation possible.
- Fully welded End Cap with Tube Support Adjustable by a max. of ±10mm.
- 3/8"-16 Tapped Holes on Posts suit a variety of Fittings to secure Glass Panels.

ENGINEERED · ENGINEERED

Post Wall Thickness 4.8mm

S Satin Stainless Steel

COMPONENT AND INSTALLATION METHODS

Landing Posts with Welded Bases

Designed for End, Line, and Corner Post configurations.



FIXED Tube Support Adjusts ±10mm

3/8" - 16 Tapped Holes

Complete with Base Plate and Base Plate Cover

Leveling Plates
Sold Separately

Blank Posts

Designed for Stair and Core Mount installations.

SWIVEL Tube Support Adjusts ±10mm

Handrail Attachment Plates

Sold Separately.

Flat and Curved Handrail Attachment Plates available.

Optional End Cap available for Round or Square Posts.

Options to Secure Glass Panels

Sold Separately.

OPTION A
Double Arm Glass Connectors (pg 73).

OPTION B
Straight Posts Spiders (pg 74).

OPTION C
Glass Clips (pg 74).

Options to Secure Blank Posts

Can be Core Mounted
or secured with options below.
Sold Separately.

Stanchion with Epoxy.



Welded Base Plate with Plate Cover & Leveling Plate.

Post Top Options for both Round & Square Posts

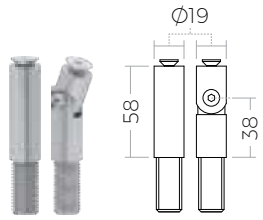

Tube Support
Included

SSHPZAC01
Fixed

SSHPZAC02
Swivel

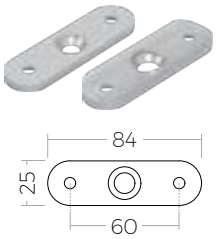

Straight Handrail Attachment Plate
Sold Separately

SSHPZAC05
Flat

SSHPZAC03
Curved



90° Handrail Attachment Plate
Sold Separately

SSHPZAC06
Flat

SSHPZAC04
Curved

Round Heavy Duty Posts

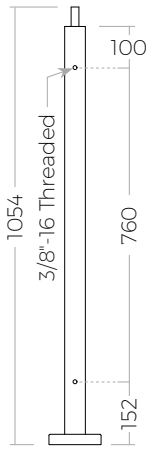

SSHPRND50E
End Post

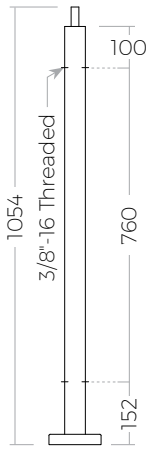

SSHPRND50L
Line Post

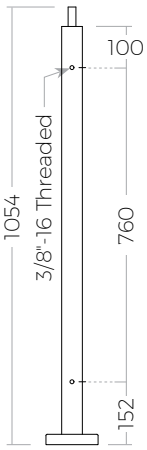

SSHPRND50C
Corner Post

SSHPRND50B
Blank Post

Options for Round Posts

Sold Separately

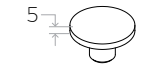

SSHPRND50X2
End Cap

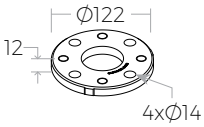

SSHPRND50X3
Base Plate

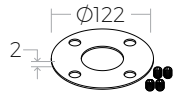

SSHPRND50X4
Leveling Plate

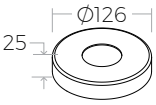

SSHPRND50X5
Plate Cover

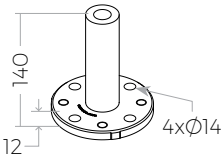

SSHPRND50X6
Stanchion

Square Heavy Duty Posts

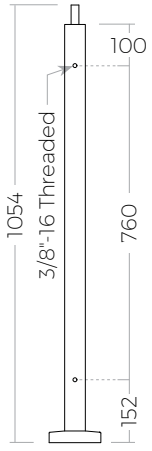

SSHPSQR50E
End Post

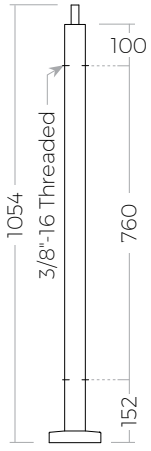

SSHPSQR50L
Line Post

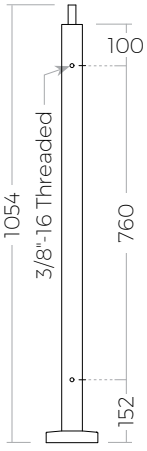

SSHPSQR50C
Corner Post

SSHPSQR50B
Blank Post

Options for Square Posts

Sold Separately

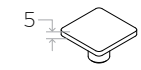

SSHPSQR50X2
End Cap

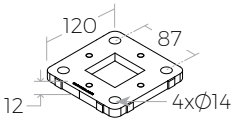

SSHPSQR50X3
Base Plate

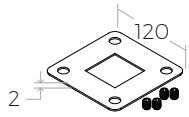

SSHPSQR50X4
Leveling Plate

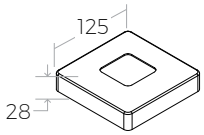

SSHPSQR50X5
Plate Cover

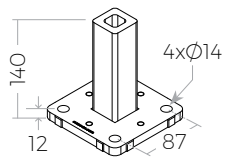

SSHPSQR50X6
Stanchion

ENGINEERED · ENGINEERED

Glass Thickness 10-19mm

S Satin Stainless Steel

OPTION A - Double Arm Glass Connectors

- Used for Landing & Stairway Railings and other Glass installations for Interior and Exterior applications.
- Solid material SS316 in Satin finish.
- Suitable for **10-19mm** Glass.
- Available in Fixed and Swivel models; come as a set of two.
- Recommended Glass Hole size 19mm.
- Stainless Steel Threaded Rod 3/8"-16 x 1 1/4" included to secure Glass Connectors to Posts.
- Swivel Nut Wrench (SSHPZAC14) available for use with Swivel Double Arm Glass Connector (SSHPZAC13).
- Adapter for Round Post Ø50mm (2") available.



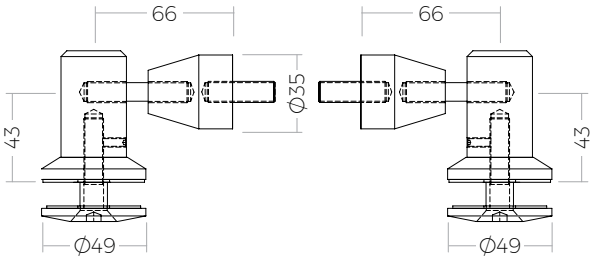

Double Arm Fixed Glass Connector

PART #	Description
SSHPZAC12	Fixed.

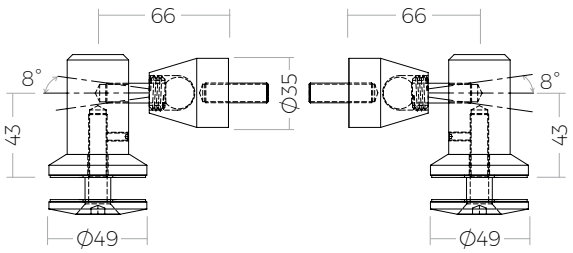

Double Arm Swivel Glass Connector

PART #	Description
SSHPZAC13	Swivel.

Accessories

PART #	Description
SSHPZAC14	Swivel Nut Wrench for Swivel Connector.

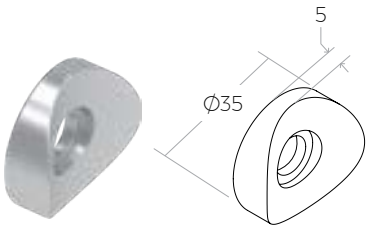

PART #	Description
SSHPZAC09	Arm Glass Connector Adapter for Ø50 (2") Round Post.

ENGINEERED | Glass Thickness 12-19mm | S Satin Stainless Steel

OPTION B - Straight Post Spiders

- Used for Landing & Stairway Railings and other Glass installations for Interior and Exterior applications.
- Solid material SS316 in Satin finish.
- Suitable for **12-19mm** Glass.
- Available in Single Arm and Double Arm models;
- Spiders need to be used with either Fixed or Swivel Glass Connectors to secure Glass Panels.
- Recommended Glass Hole size 19mm.
- Stainless Steel Screw 3/8"-16 x 1 1/4" included to secure Spiders to Posts.
- Adapter for Round Post Ø50mm (2") available.

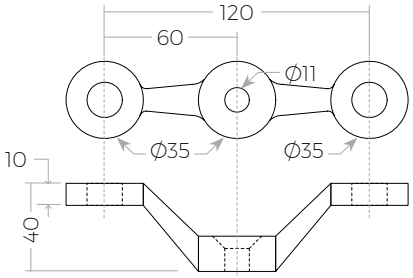

Straight Post Double Arm Spider

PART #	Description
SSHPZAC08	Double Arm.

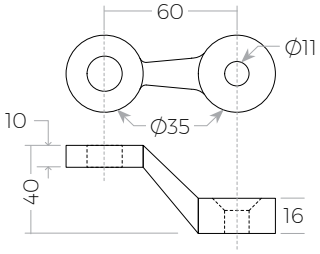

Straight Post Single Arm Spider

PART #	Description
SSHPZAC07	Single Arm.

Must use Connectors with Spider Arms above

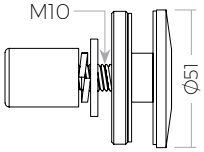

PART #
SSHPZAC10
Fixed Glass Connector.

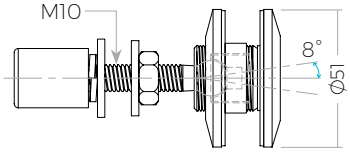

PART #
SSHPZAC11
Swivel Glass Connector.

Accessories

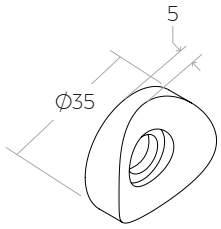

PART #
SSHPZAC09
Arm Glass Connector Adapter for Ø50 (2") Round Post.

ENGINEERED | Glass Thickness 12-13.52mm | S Satin Stainless Steel

OPTION C - Glass Clips

- Used for Landing & Stairway Railings and other Glass installations for Interior and Exterior applications.
- Solid material SS316 in Satin finish.
- Suitable for **12-13.52mm** Glass.
- Available in Curved and Flat Back for Round and Square Posts 50mm (2") respectively.
- Stainless Steel Screw 3/8" - 16 x 1" included to secure Glass Clips to Posts.
- Stainless Steel Set Screw on Cap to properly secure Glass Panels.

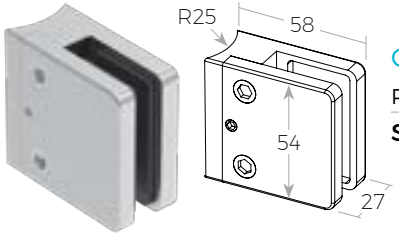

Curved Back

PART #	Description
SSHPRND50X1	For Round Heavy Duty Posts.

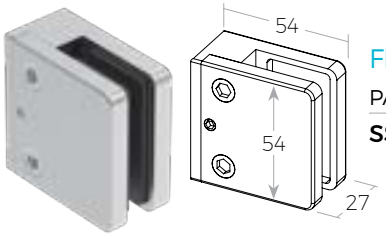

Flat Back

PART #	Description
SSHPSQR50X1	For Square Heavy Duty Posts.

Post Bases

PHOTO: Sierra Glass

 · Images are for illustration purposes only. Consult with your local building authority.

Discs

Base Plates

Flanges

Covers

S
Satin
Stainless
Steel

Discs

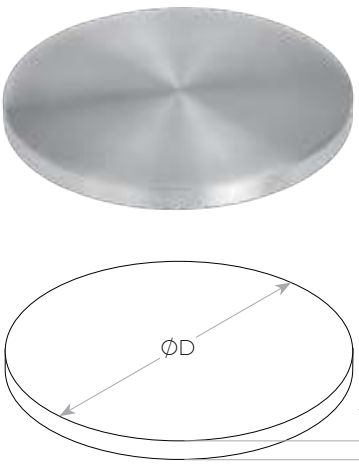

PART #	ØD (Plate Dia)	T (Thickness)
SSPL0800616S	80	6
SSPL1000116S	100	6

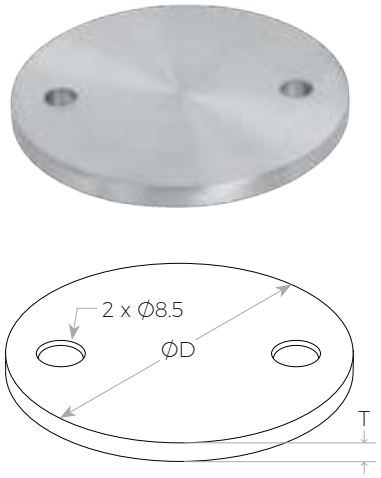

PART #	ØD (Plate Dia)	T (Thickness)
SSPW0801116S	80	6

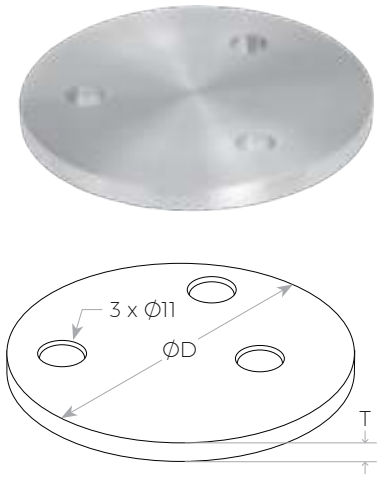

PART #	ØD (Plate Dia)	T (Thickness)
SSPW1001216S	100	6

Round Base Plates

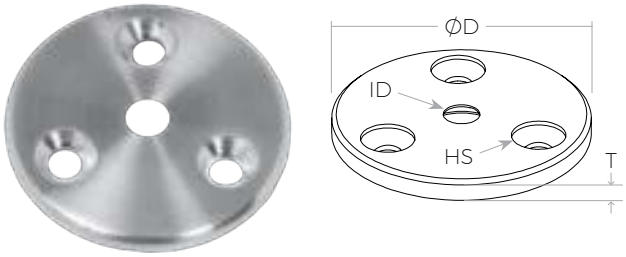

PART #	ØD (Plate Dia)	T (Thickness)	HS (Hole Size)	ID (Tube Size)
SSPW0581516S	58	5	3 x Ø6.5	8.2
SSPW0701516S	68	5	3 x Ø6.5	8.2

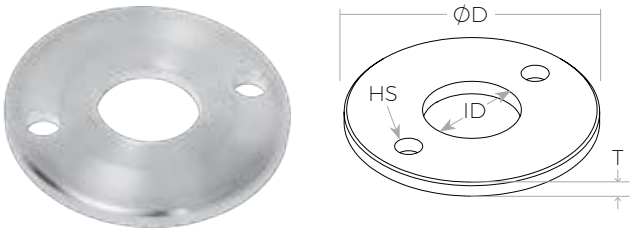

PART #	ØD (Plate Dia)	T (Thickness)	HS (Hole Size)	ID (Tube Size)
SSPW1001616S	100	6	2 x Ø11	38.1



PART #	ØD (Plate Dia)	T (Thickness)	HS (Hole Size)	ID (Tube Size)
SSPW44216S	100	8	4 x Ø11	42.4
SSPW45016S	120	10	4 x Ø14	50.8

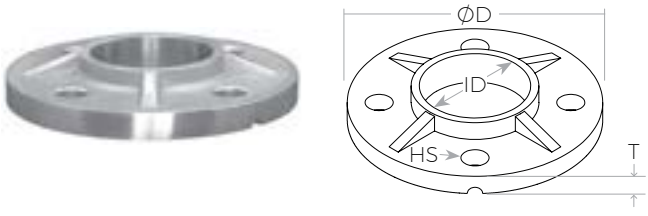

PART #	ØD (Plate Dia)	T (Thickness)	HS (Hole Size)	ID (Tube Size)
SSPW1071316N Cast Base Plate	100	8	4 x Ø11	42.4

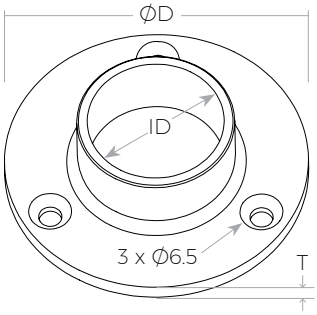

Base Flange

PART #	ØD (Plate Dia)	ID (Tube Size)	T (Thickness)
SSUC0010616S	85	38.1	5
SSUC0010316S	85	42.4	5

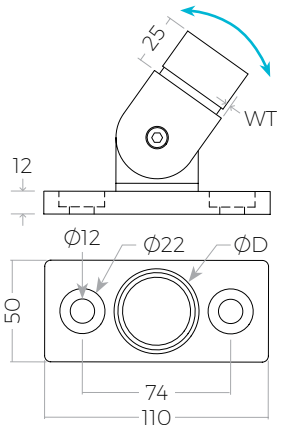

Flexible Stringer Round Post Mount

PART #	ØD (Tube Size)	WT
SSFSRND100	42.4	2.0

WT represents the Wall Thickness of the Tube used with this Mount.

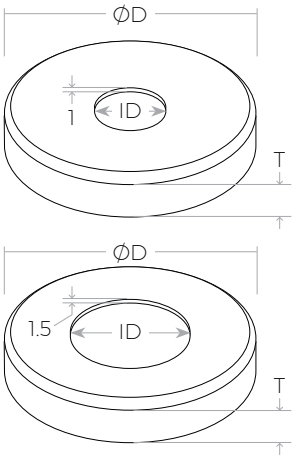

Plate Covers

PART #	ØD (Plate Dia)	ID (Tube Size)	T (Thickness)
SSPC0600116S	60	12.5	12
SSPC0761316S	76	38.1	12
SSPC0850416S	85	38.1	16
SSPC1051316S	105	38.1	25
SSPC1050216S	105	42.4	16
SSPC1050116S	105	42.4	25
SSPC1051416S	105	50.8	25
SSPC1251416S	125	50.8	25

S
Satin
Stainless
Steel

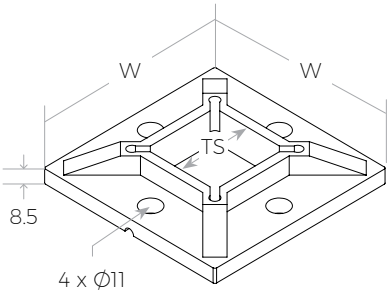

Cast Base Plate

PART #	TS (Tube Size)	W (Width)
SSZW1000516N	50.8 x 50.8	100 x 100

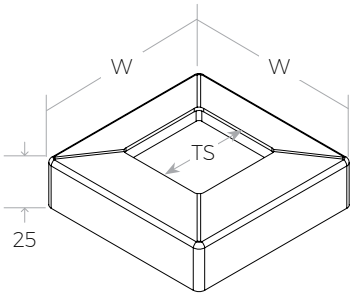

Chamfered Plate Cover

PART #	TS (Tube Size)	W (Width)
SSZC0814016S	40 x 40	75 x 75
SSZC1054016S	40 x 40	105 x 105
SSZC1085016S*	50.8 x 50.8	110 x 110

*Use with plate above.

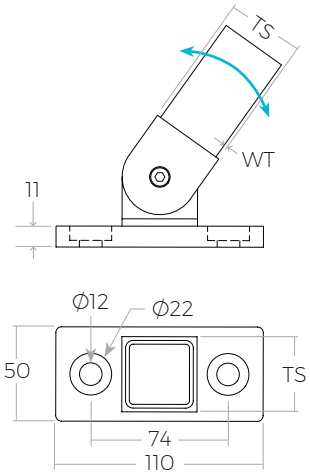

Flexible Stringer Square Post Mount

PART #	TS (Tube Size)	WT
SSFSSQR100	40 x 40	2.0

WT represents the Wall Thickness of the Tube used with this Mount.

USE WITH ELITE POST HANDRAIL SERIES

Cast Base Plate

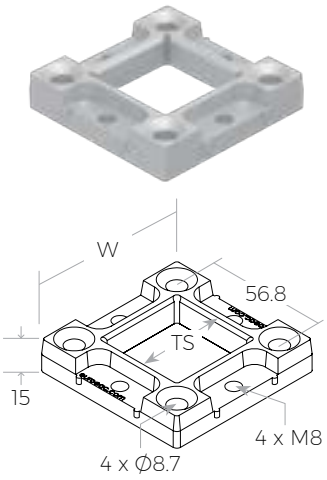

PART #	TS (Tube Size)	W (Width)
SSZW1000316N	40 x 40	76 x 76

Mill finish Used for both S & B Finishes.

Flat Base Plate Cover

Use with **SSZW1000316N**

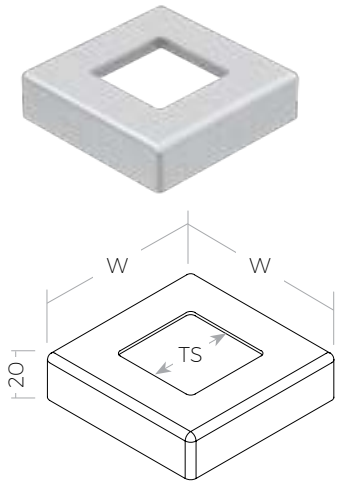

PART #	TS (Tube Size)	W (Width)	Finish
SSZC0914004S	40 x 40	81 x 81	S
SSZC0914004B	40 x 40	81 x 81	B

Leveling Plate

Use with **SSZW1000316N** only.

Recommended for concrete applications.

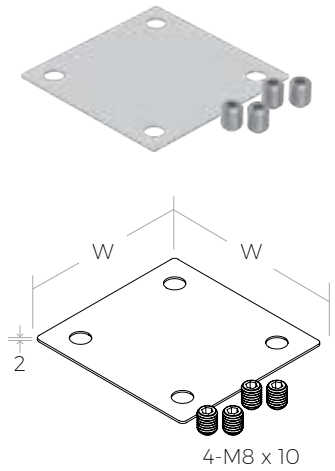

PART #	W (Width)
SSZC091504S	76 x 76

Mill finish Used for both S & B Finishes.

USE WITH ELITE POST FRAMELESS SERIES

Cast Base Plate

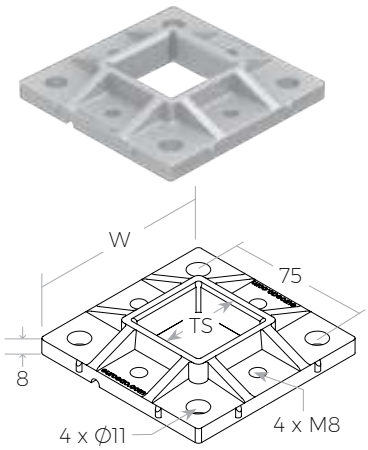

PART #	TS (Tube Size)	W (Width)
SSZW1000416N	40 x 40	100 x 100

Mill finish Used for both S & B Finishes.

Flat Base Plate Cover

Use with **SSZW1000416N**

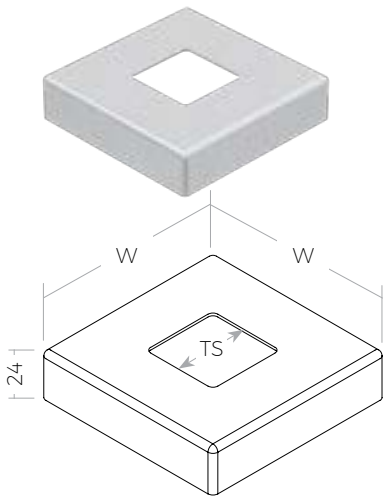

PART #	TS (Tube Size)	W (Width)	Finish
SSZC0914005S	40 x 40	105 x 105	S
SSZC0914005B	40 x 40	105 x 105	B

Leveling Plate

Use with **SSZW1000416N** only.

Recommended for concrete applications.

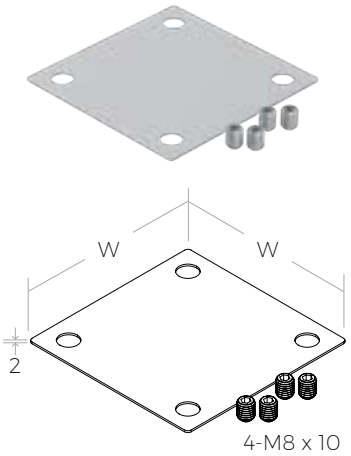

PART #	W (Width)
SSZC091616S	100 x 100

Mill finish Used for both S & B Finishes.

Glass Clips & Glass Connectors

 · Images are for illustration purposes only. Consult with your local building authority.

GLASS CLIPS

Our Glass Clips are available in Round and Square designs, with flat backs for Wall or Square Post applications, or a curved back for Round Post applications. All options are available in Satin, and most offering Powder Coated Satin Black finishes as well. Our Small and Large Glass Clips accommodate Glass Thicknesses ranging from 6-12mm and our Thick Glass Clips accommodate Glass Thicknesses ranging from 13.52-21.52mm.

Our Glass Clips are made of high quality 316 Grade Stainless Steel, giving them superior strength and longevity around high traffic areas and in Exterior environments.

Our "ZINC" Glass Clips are Zamak, which is a family of alloys with a Base Metal of Zinc and alloying elements of Aluminum, Magnesium, and Copper. The addition of Magnesium and Copper provides it with diverse properties and allows it to cast. Zamak alloys exhibit an excellent combination of cost, strength, ductility, impact strength, and finishing characteristics. Our Zinc Glass Clips are recommended for Interior use only.

To avoid installed Glass slipping over time, it is recommended to use the **SAFETY PIN** that comes with the Glass Clips, particularly for the bottom Glass Clips installed on either side of the Glass. **SSM820** - Recommended Screw for attaching Glass Clips to Metal Posts.

GLASS CONNECTORS

Our Ultra Slim Collection consists of Standard Connectors to accommodate **10-12mm** Glass, and the Heavy Duty Connectors for up to **21.52mm** Glass. They both include Gaskets and Single Grub Screws. Our Glass Connectors are made of Duplex 2205, which has superior strength and corrosion resistance when compared to SS316. All of our Standard Connectors are avaiable in Satin, and some offer Powder Coated Satin Black, PVD Brushed Graphite, PVD Matte Black, and PVD Brushed Gold.

To see more Connectors, go to page 89 or visit our Website.
euroeac.com

Glass Clip

Glass Connector

Round Glass Clips with Pin

pg 82

S Satin Stainless Steel

Round Clip Flat Back

Installed on a Wall or Square Tubing.

Round Clip Curved Back

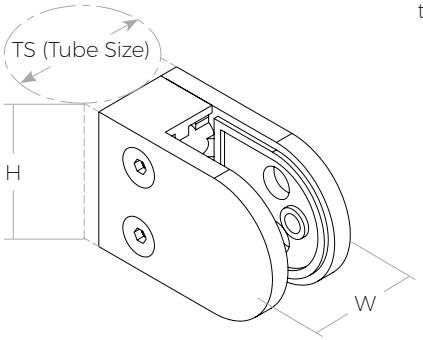

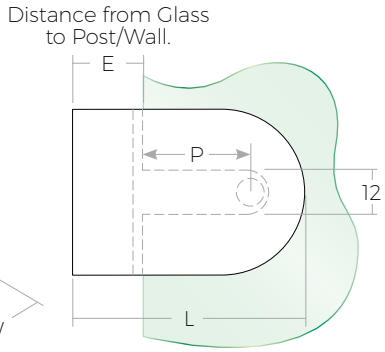

Glass Thickness Up to 10mm

Small Clips

SS316	Back	TS	L	P	E	W	H	Finish
SSGC101XX16S	Flat	-	50	20	18	27	40	S
SSGC106XX16S	Curved	38.1	50	20	18	27	40	S
SSGC103XX16S	Curved	42.4	50	20	18	27	40	S

Applicable Gaskets

PART #	Glass Thickness
SSGR10001RBN	6
SSGR10002RBN	8
SSGR10003RBN	10

Glass Thickness Up to 12mm

Large Clips

SS316	Back	TS	L	P	E	W	H	Finish
SSGC201XX16S	Flat	-	63	28	19	30	45	S
SSGC206XX16S	Curved	38.1	63	28	19	30	45	S
SSGC203XX16S	Curved	42.4	63	28	19	30	45	S
SSGC207XX16S	Curved	50.8	63	28	19	30	45	S

ZINC	Back	TS	L	P	E	W	H	Finish
SSGC201XXZMS	Flat	-	63	28	19	30	45	S
SSGC206XXZMS	Curved	38.1	63	28	19	30	45	S
SSGC203XXZMS	Curved	42.4	63	28	19	30	45	S
SSGC207XXZMS	Curved	50.8	63	28	19	30	45	S

Applicable Gaskets

PART #	Glass Thickness
SSGR20001RBN	6
SSGR20002RBN	8
SSGR20003RBN	10
SSGR20004RBN	12

Square Glass Clips with Pin

pg 82

S Satin Stainless Steel

B Powder Coated Satin Black

Square Clip Flat Back

Square Clip Flat Back with Set Screw

Square Clip Curved Back

Installed on a Wall or Square Tubing.

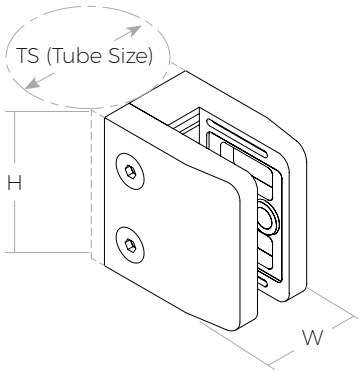

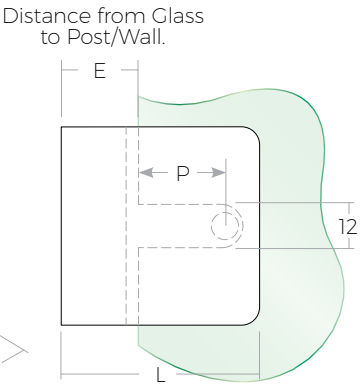

Glass Thickness Up to 10mm

Small Clips Curved back available only in Satin.

SS316	Back	TS	L	P	E	W	H	Finish
SSGC301XX16S	Flat	-	45	16	19	26	45	S
SSGC301XX16B	Flat	-	45	16	19	26	45	B
SSGC306XX16S	Curved	38.1	45	16	19	26	45	S
SSGC303XX16S	Curved	42.4	45	16	19	26	45	S

ZINC	Back	D	L	P	E	W	H	Finish
SSGC301XXZMS	Flat	-	45	16	19	26	45	S
SSGC301XXZMB	Flat	-	45	16	19	26	45	B

Applicable Gaskets

PART #	Glass Thickness
SSGR30001RBN	6
SSGR30002RBN	8
SSGR30003RBN	10

Glass Thickness Up to 12mm

Large Clips

SS316	Back	TS	L	P	E	W	H	Finish
SSGC431XX16S	Flat	-	55	24	20	35	55	S
SSGC431XX16B	Flat	-	55	24	20	35	55	B
SSGC433XX16S	Curved	42.4	55	24	20	35	55	S
SSGC437XX16S	Curved	50.8	55	24	20	35	55	S
SSGC431XXSET	Flat with Set Screw	-	55	18	20	28	55	S

ZINC	Back	TS	L	P	E	W	H	Finish
SSGC431XXZMS	Flat	-	55	24	20	35	55	S
SSGC431XXZMB	Flat	-	55	24	20	35	55	B

Applicable Gaskets

PART #	Glass Thickness
SSGR41001RBN	6
SSGR41002RBN	8
SSGR41003RBN	10
SSGR41004RBN	12

Square Glass Clips with Bottom Plate

pg 82

S Satin Stainless Steel

B Powder Coated Satin Black

Square Clip Flat Back

Installed on a Wall or Square Tubing.

Square Clip Curved Back

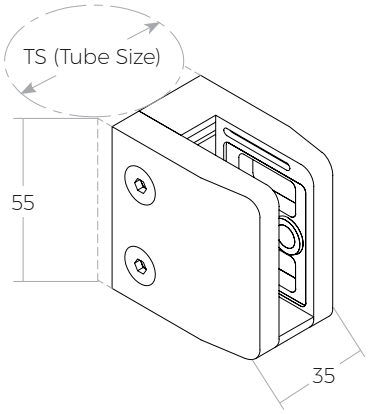

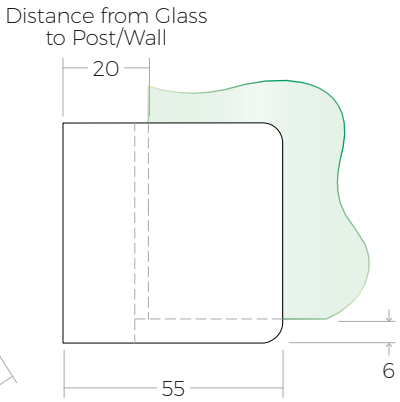

Glass Thickness Up to 12mm

Large Clips Curved back available only in Satin.

SS316	Back	TS	L	E	W	H	Finish
SSGC411XX16S	Flat	-	55	20	35	55	S
SSGC411XX16B	Flat	-	55	20	35	55	B
SSGC413XX16S	Curved	42.4	55	20	35	55	S
SSGC417XX16S	Curved	50.8	55	20	35	55	S

ZINC	Back	TS	L	E	W	H	Finish
SSGC411XXZMS	Flat	-	55	20	35	55	S
SSGC411XXZMB	Flat	38.1	55	20	35	55	B

Applicable Gaskets

PART #	Glass Thickness
SSGR41001RBN	6
SSGR41002RBN	8
SSGR41003RBN	10
SSGR41004RBN	12

Round Clip with Curved Back

Square Clip with Curved Back

Square Clip with Flat Back

Hinged Glass Clip with Pin

pg 82

S Satin Stainless Steel

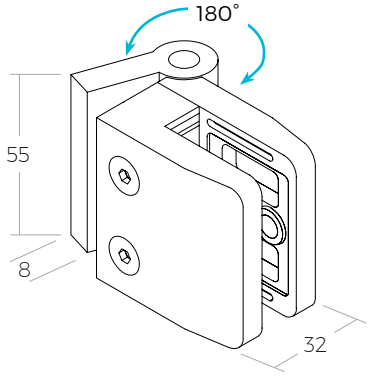

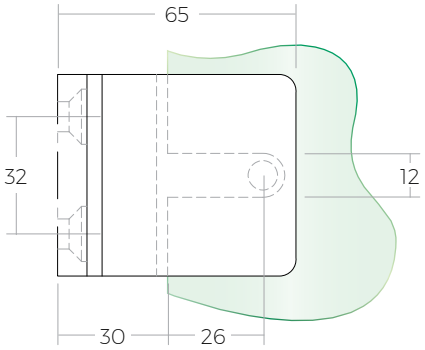

Glass Thickness Up to 12mm

Large Hinged Clips

Two M8 Screws and Gaskets included.

SS316	Back
SSGCH40116S	Flat

Thick Glass Application Clips

pg 82

S Satin Stainless Steel

Front View

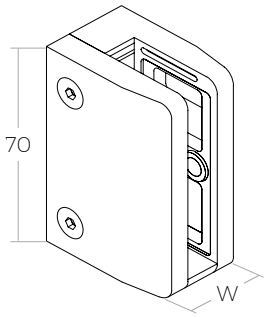

Back View

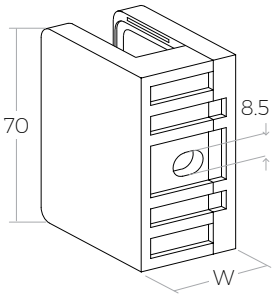

With Pin

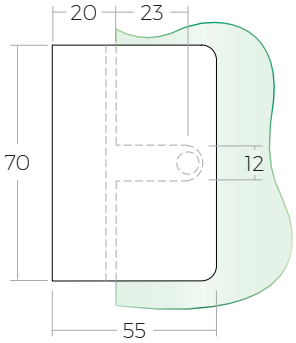

With Bottom Plate

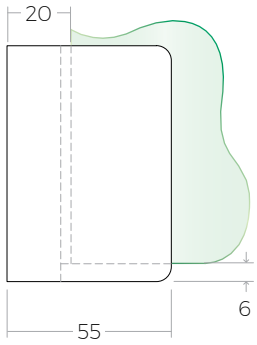

Glass Thickness Up to 21.52mm

Thick Glass Clips

SS316	Back	Glass Thickness	W
SSGC461XX16S	Flat	13.52 / 15 / 17.52	40
SSGC451XX16S	Flat	19 / 21.52	45

Applicable Gaskets

PART #	Glass Thickness
SSGR513RBN	13.52
SSGR515RBN	15
SSGR517RBN	17.52
SSGR519RBN	19
SSGR521RBN	21.52

45° Wedge Adaptor

For large Square Glass Clips. Features interchangeable configurations to accommodate inner angle (45°) and outer angle (135°).

PART #	Finish
SSGC4314516S	S
SSGC4314516B	B

S Satin Stainless Steel

B Powder Coated Satin Black

Standard Ultra Slim Series

Glass Thickness **10-12mm**

S Satin Stainless Steel

B Powder Coated Satin Black

GB PVD Brushed Graphite Black

MB PVD Matte Black

G PVD Brushed Gold

- Single Grub Screw.
- Made of **Duplex 2205**, which has superior strength and corrosion resistance than SS316.
- Minimum gap space between Panels represented by **G**.

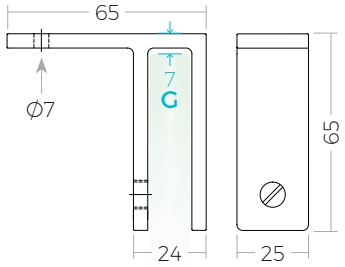

Glass To Wall

PART #	Finish
SSPFEBWALL	S / B / GB / MB / G

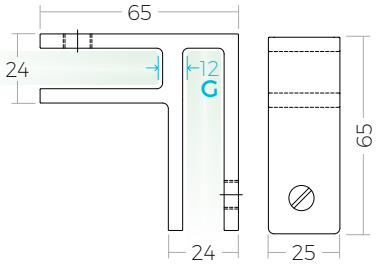

90˚ Glass to Glass

PART #	Finish
SSPFEB90	S / B / GB / MB / G

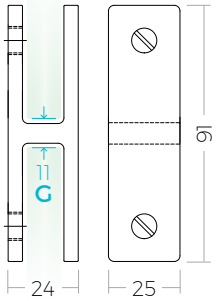

180˚ Glass to Glass

PART #	Finish
SSPFEB180	S / B / GB / MB / G

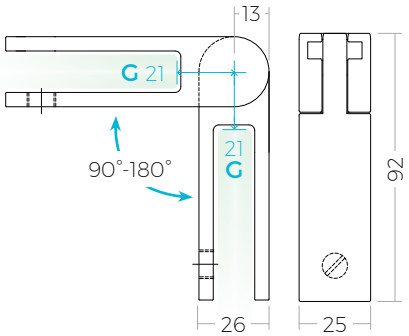

Adjustable Glass to Glass

PART #	Finish
SSPFEBADJ	S / B / GB / MB / G

Adjustment from 90˚ - 180˚. Slide and rotate. No screw assembly.

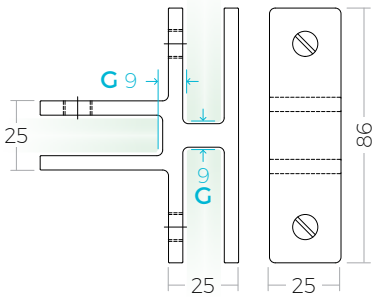

T-Connector Glass to Glass

PART #	Finish
SSPFEBT	S

Heavy Duty Ultra Slim Series

Glass Thickness 12-21.52mm

S Satin Stainless Steel

- Gaskets included.
- Double Grub Screws.
- Made of **Duplex 2205**, which has superior strength and corrosion resistance than SS316.
- Minimum gap space between Panels represented by **G**.

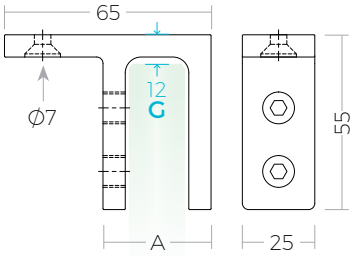

Glass To Wall

PART #	A	Glass Thickness
SSPFEBWALL1	34	12-15.88mm
SSPFEBWALL2	40	16.76-21.52mm

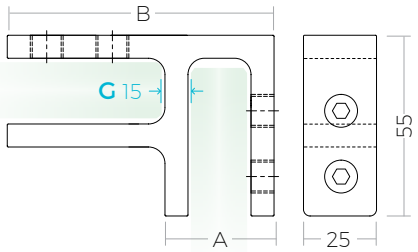

90° Glass to Glass

PART #	A	B	Glass Thickness
SSPFEB901	34	82	12-15.88mm
SSPFEB902	40	88	16.76-21.52mm

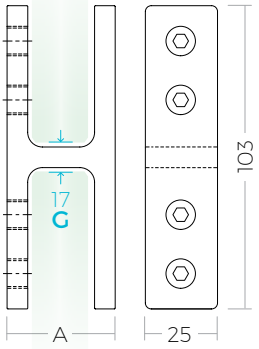

180° Glass to Glass

PART #	A	Glass Thickness
SSPFEB1801	34	12-15.88mm
SSPFEB1802	40	16.76-21.52mm

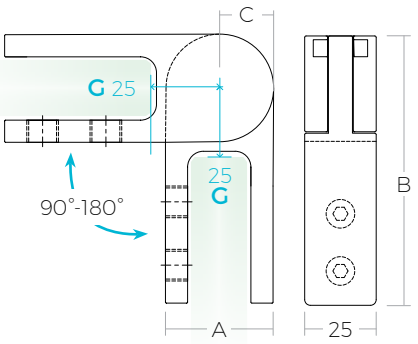

Adjustable Glass to Glass

PART #	A	B	C	Glass Thickness
SSPFEBADJ1	34	85	17	12-15.88mm
SSPFEBADJ2	40	91.5	20	16.76-21.52mm

Adjustment from 90° - 180°. Slide and rotate. No screw assembly.

Standard Glass Connectors

Glass Thickness 8-12mm

S Satin Stainless Steel

- Accommodates **8-12mm**.
- Made of **SS316** Marine Grade Satin Stainless Steel.

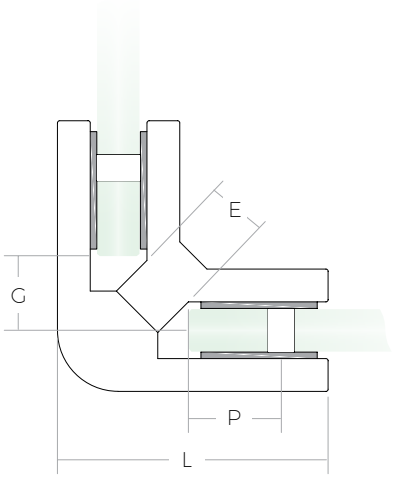

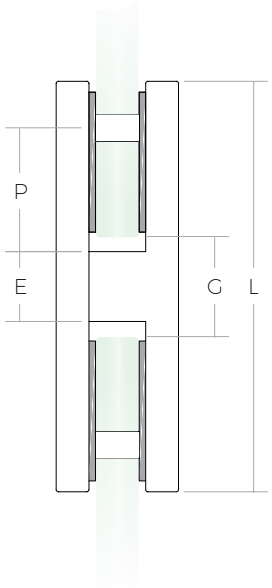

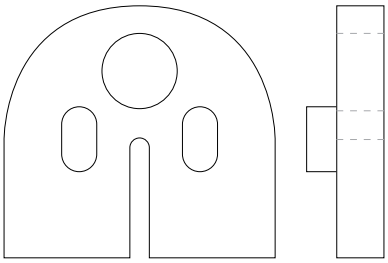

Glass to Glass 90°

PART #	L	P	E	G
SSGC014XX16S	74	33	15.5	15

Glass to Glass 180°

PART #	L	P	E	G
SSGC015XX16S	106	30	14	19

Applicable Gasket

PART #	Glass Thickness
SSGR20002RBN	8
SSGR20003RBN	10
SSGR20004RBN	12

PHOTO: Excel Enclosures & Railings

PHOTO: Custom Glass Railings

PHOTO: Airport Railings

 · Images are for illustration purposes only. Consult with your local building authority.

PHOTO: Airport Railings

Glass Railing Tops

PHOTO: Millan Glass & Mirror

WE GOT YOU COVERED! Cap your Glass Railings to function as a Railing, or simply protect the edges. Whether it's Stainless Steel or Aluminum, we offer Cap Rails in Round, Square, or Rectangular to suit your look. Aluminum Cap Rails are available in Brushed Clear and Brushed Black Anodized Aluminum. All Stainless Steel Cap Rails are available in Satin while some sizes are available in Powder Coated Satin Black. All sizes can be custom Powder Coated to your liking. Please contact us to inquire.

STAINLESS STEEL CAP RAILS & FITTINGS

- Cap Rails and Fittings are a high Grade Stainless Steel.
- All sizes available in Satin / Some sizes in Powder Coated Satin Black.
- Standard 19' lengths.
- Gaskets and full range of Fittings available.

ALUMINUM CAP RAILS & FITTINGS

- Anodized Aluminum 6063.
- Available in Brushed Clear, Brushed Black, and Satin Black Anodized Aluminum.
- Suitable for **10-21.52mm** Glass.
- Standard 19' lengths.
- Gaskets and full range of Fittings available.

TOP CHANNELS & FITTINGS

- Stainless Steel 316L Grade.
- Available in Satin. Inquire about Powder Coated Satin Black.
- Suitable for **10-19mm** Glass.
- 19' length; 1.2-3mm Wall thickness.
- Gaskets and full range of Fittings available.



TOP EDGE COVERS

- Ultra slim edge design.
- Available in Brushed Clear and Brushed Black Anodized Aluminum, and SS316 Satin Stainless Steel.
- All finishes match our TILT-LOCK™ Base Shoe line.
- Suitable for Interiors and Exterior installations.
- Suitable for **12-25.52mm** Glass.
- Wall Thickness: 1.5mm for Aluminum, 1mm for Stainless Steel.
- Standard 19' lengths.
- Adhesive strip included.

Round Stainless Steel Cap Rails & Fittings

- Gaskets available. See pg 96.

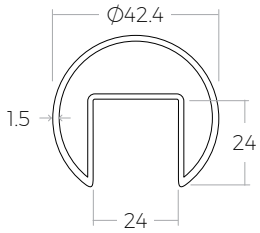

Ø42.4mm Cap Rail

PART #	L (Length)	SS Grade	Finish
SSUTRND4240	19'	316	S
SSUTRND4240B	19'	304	B

Fittings

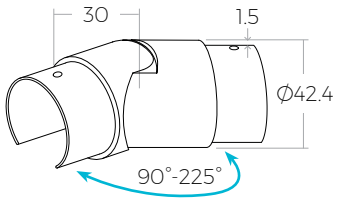

Swivel Horizontal Elbow

PART #	SS Grade	Finish
SSUTRND4241	Duplex 2205	S

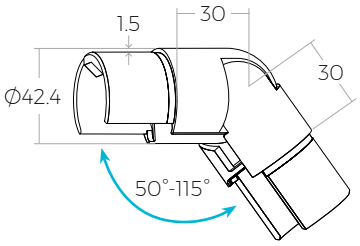

Swivel Vertical Elbow

PART #	SS Grade	Finish
SSUTRND4242	Duplex 2205	S

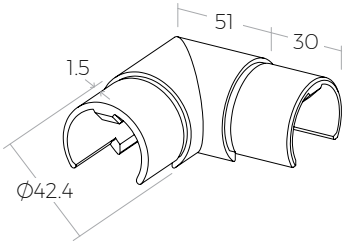

Horizontal 90° Elbow

PART #	SS Grade	Finish
SSUTRND4243	Duplex 2205	S

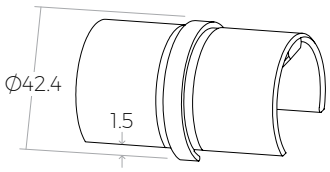

Straight Connector

PART #	SS Grade	Finish
SSUTRND4245	Duplex 2205	S

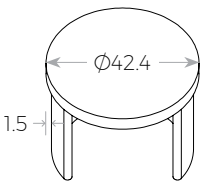

End Cap

PART #	SS Grade	Finish
SSUTRND4246	316	S
SSUTRND4246B	304	B
SSUTRND4247 (with center hole)	316	S

Square Stainless Steel Cap Rails & Fittings

Glass Thickness 8-21.52mm | Rail Wall Thickness 1.5mm | S Satin Stainless Steel | B Powder Coated Satin Black

- Gaskets available. See pg 96.

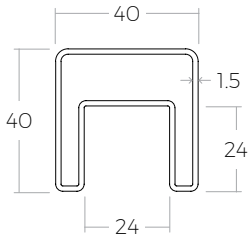

40mm Cap Rail

PART #	L (Length)	SS Grade	Finish
SSUTSQ40000	19'	316	S
SSUTSQ40B	19'	304	B

Fittings

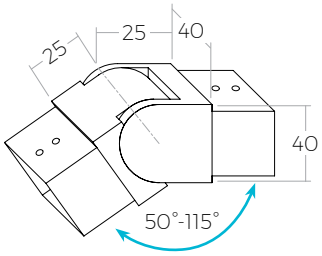

Swivel Vertical Elbow

PART #	SS Grade	Finish
SSUTSQ40004	Duplex 2205	S

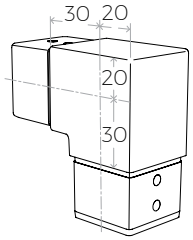

Vertical 90˚ Elbow

PART #	SS Grade	Finish
SSUTSQ40005	Duplex 2205	S

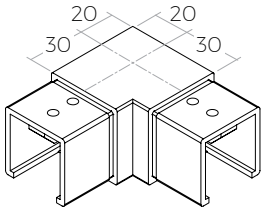

Horizontal 90˚ Elbow

PART #	SS Grade	Finish
SSUTSQ40003	Duplex 2205	S

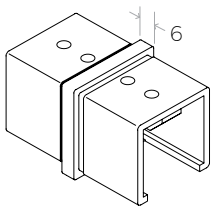

Straight Connector

PART #	SS Grade	Finish
SSUTSQ40002	Duplex 2205	S

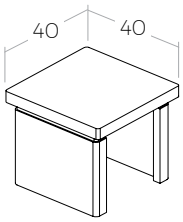

End Cap

PART #	SS Grade	Finish
SSUTSQ40001	316	S
SSUTSQ401B	304	B

Rectangular Stainless Steel Cap Rails

Gaskets available. See pg 96.

Glass Thickness 8-21.5mm | Rail Wall Thickness 1.5mm | S Satin Stainless Steel

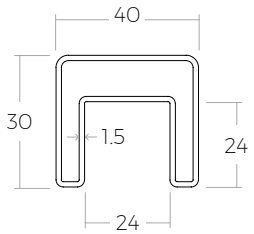

40mm Cap Rail

PART #	L (Length)	SS Grade	Finish
SSUTREC400	19'	316	S

Fittings

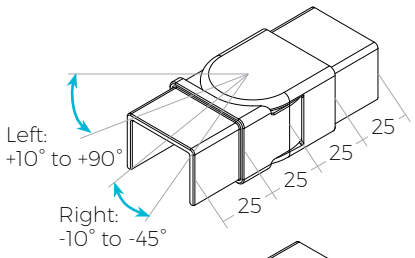

Swivel Horizontal Elbow

PART #	SS Grade	Finish
SSUTREC402	Duplex 2205	S

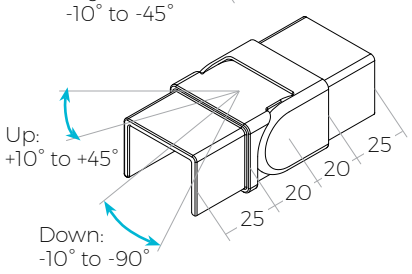

Swivel Vertical Elbow

PART #	SS Grade	Finish
SSUTREC403	Duplex 2205	S

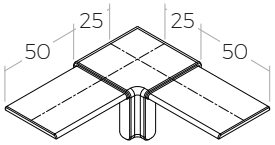

Horizontal 90° Elbow

PART #	SS Grade	Finish
SSUTREC404	Duplex 2205	S

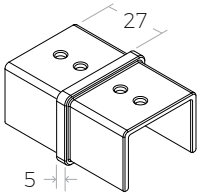

Straight Connector

PART #	SS Grade	Finish
SSUTREC405	Duplex 2205	S

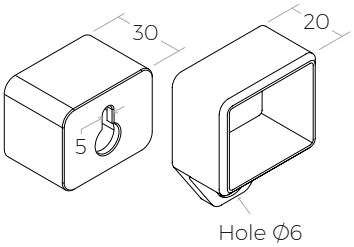

Wall Brackets

PART #	SS Grade	Finish
SSUTREC406 (with hole)	Duplex 2205	S
SSUTREC407 (with tab)	Duplex 2205	S

Can be affixed to Wall or Post.

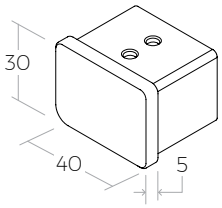

End Cap

PART #	SS Grade	Finish
SSUTREC401	Duplex 2205	S

Gaskets available. See bottom of this page.

Glass Thickness 8-21.5mm | Rail Wall Thickness 1.5mm | S Satin Stainless Steel

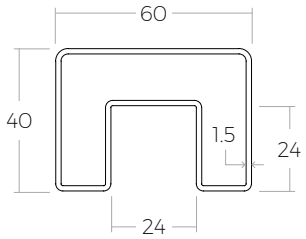

60mm Cap Rail

PART #	L (Length)	SS Grade	Finish
SSUTREC600	16'	316	S

Fittings

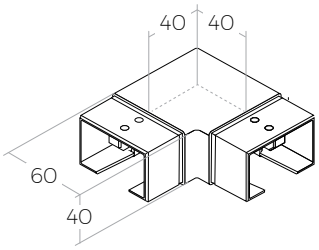

Horizontal 90° Elbow

PART #	SS Grade	Finish
SSUTREC601	316	S

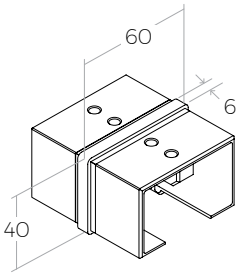

Straight Connector

PART #	SS Grade	Finish
SSUTREC602	316	S

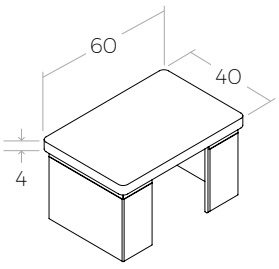

End Cap

PART #	SS Grade	Finish
SSUTREC603	316	S

Gaskets

- Suits Cap Rails with 24x24mm slots.

Glass Thickness 8-21.5mm

PART #	Glass Size (mm)	Length
SSUTGASKET1	8-10	19'
SSUTGASKET2	12-13.52	19'
SSUTGASKET2A	15	19'
SSUTGASKET3	16-17.52	19'
SSUTGASKET3A	19	19'
SSUTGASKET4	20-21.52	19'

Aluminum Cap Rails

A Brushed Clear Anodized Aluminum

B Brushed Black Anodized Aluminum

SB Satin Black Anodized Aluminum

- Anodized Aluminum 6063.
- Standard 19' lengths.
- Gaskets and full range of Fittings available.
- **NO WELDING REQUIRED** using our recommended SSRK-1500 Adhesive.

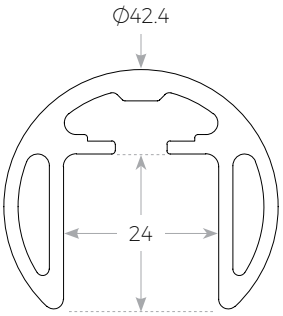

Glass Thickness 8-21.5mm

Round

PART #	Finish
SSUTALR0CA	A
SSUTALR0B	B

Choose Gasket (pg 102) to accommodate your Glass size.

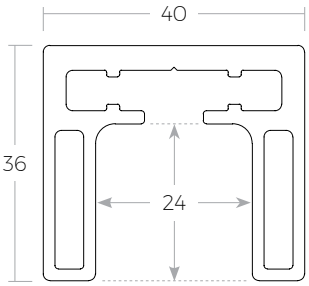

Glass Thickness 8-21.5mm

Square

PART #	Finish
SSUTALS0CA	A
SSUTALS0B	B
SSUTALS0SB	SB

Choose Gasket (pg 102) to accommodate your Glass size.

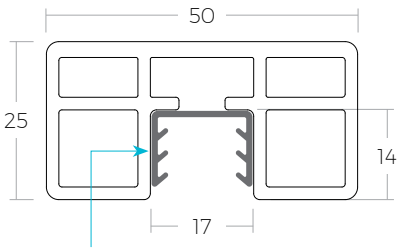

1/2" Gasket included to accommodate **10-13.52mm** Glass

Glass Thickness 10-13.52mm

Rectangular

PART #	Finish
SSUTALREC0CA	A
SSUTALREC0B	B
SSUTALREC0SB	SB

End Caps & Wall Brackets

A Brushed Clear Anodized Aluminum

B Brushed Black Anodized Aluminum

SB Satin Black Anodized Aluminum

Round

End Cap

PART #	Finish
SSUTALR1CA	A
SSUTALR1B	B

Wall Bracket

PART #	Finish
SSUTALR2CA	A
SSUTALR2B	B

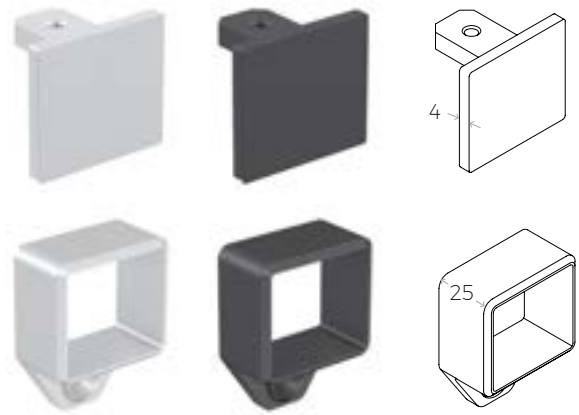

Square

End Cap

PART #	Finish
SSUTALS1CA	A
SSUTALS1B	B
SSUTALS1SB	SB

Wall Bracket

PART #	Finish
SSUTALS2CA	A
SSUTALS2B	B
SSUTALS2SB	SB



Rectangular

End Cap

PART #	Finish
SSUTALREC1CA	A
SSUTALREC1B	B
SSUTALREC1SB	SB

Wall Bracket

PART #	Finish
SSUTALREC2CA	A
SSUTALREC2B	B
SSUTALREC2SB	SB

 · Images are for illustration purposes only. Consult with your local building authority.

Connectors & Handrail Adapter Kit

Connectors

- Connectors are inserted into the top slot of the Cap Rails to connect them together.
- Mitre Cap Rail ends to required angle, slide Connectors in place, push Cap Rails to fit. Tighten Connector Screws on both sides.
- Brushed Clear Anodized Aluminum. Used with either Round, Square, or Rectangular Aluminum Cap Rails for both finishes.

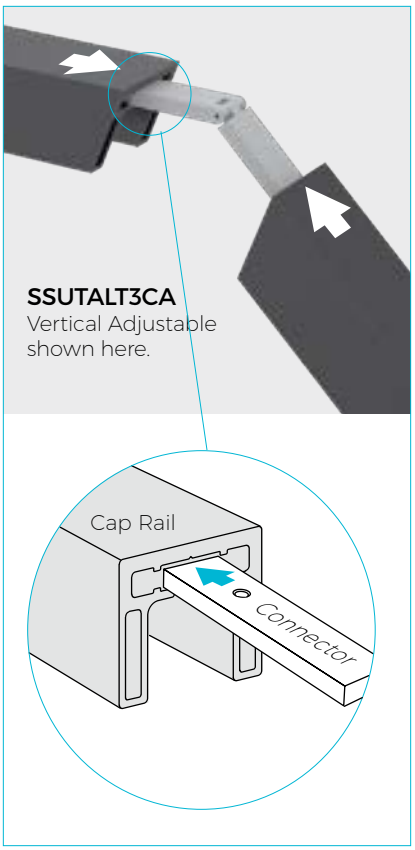

SSUTALT3CA
Vertical Adjustable
shown here.

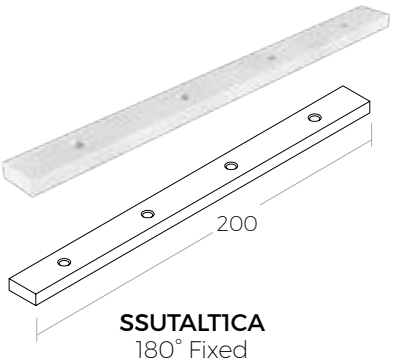

SSUTALT1CA
180˚ Fixed

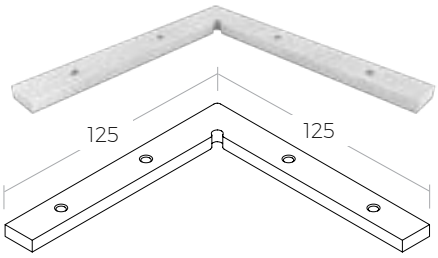

SSUTALT2CA
90˚ Fixed

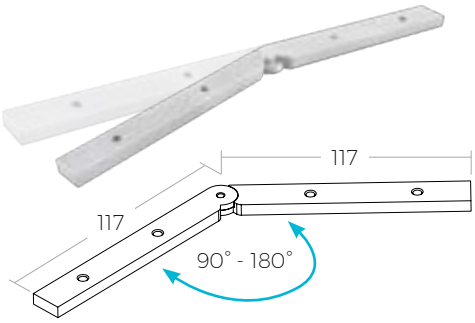

SSUTALT4CA
Horizontal Adjustable

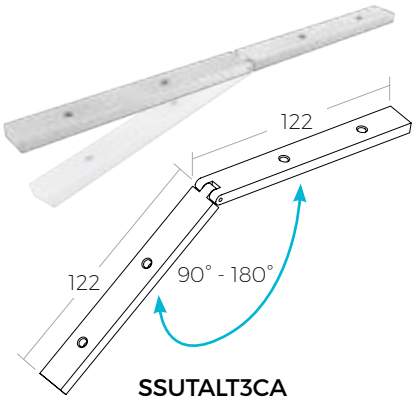

SSUTALT3CA
Vertical Adjustable

Handrail Adapter Kit

SSUTALT5: Easily convert your Aluminum Cap Rail into a Handrail with the Handrail Adapter Kit. Choose your Handrail Bracket for either Off-the-wall or Off-the-glass. Can also be used with LumaRail. (pg 157).

Kit Includes:

- Saddle (1pc).
- Rectangular Nut (2pcs).
- M6 Screws (2pcs).

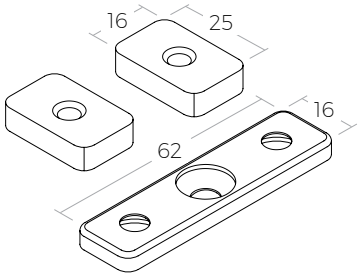

Various applications demonstrated below:



Top Channels & Fittings



- Powder Coated Satin Black available. Please inquire.
- **NO WELDING REQUIRED** using our recommended SSRK-1500 Adhesive.

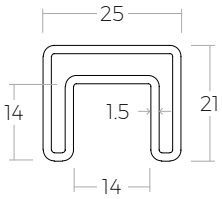

25x21mm Top Channel Rail

PART #	L (Length)	SS Grade	Finish
SSUTCH100	19'	316	S

Gaskets

PART #	Glass Thickness	Length
SSUTCH101	10-11	19'
SSUTCH102	12	19'

Fittings

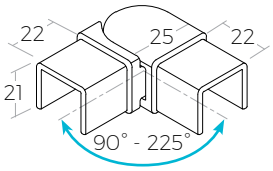

Swivel Horizontal Elbow

PART #	SS Grade	Finish
SSUTCH103	Duplex 2205	S

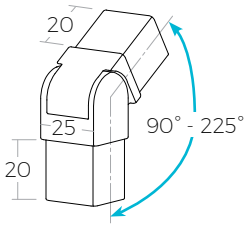

Swivel Vertical Elbow

PART #	SS Grade	Finish
SSUTCH104	Duplex 2205	S

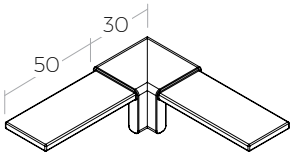

Horizontal 90˚ Elbow

PART #	SS Grade	Finish
SSUTCH105	Duplex 2205	S

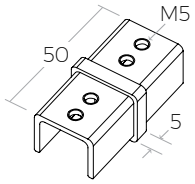

Straight Connector

PART #	SS Grade	Finish
SSUTCH106	Duplex 2205	S

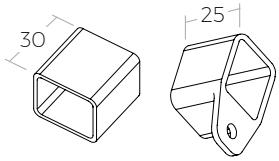

Wall Brackets - Affix to Wall or Post.

PART #	SS Grade	Finish
SSUTCH108 (with hole)	Duplex 2205	S
SSUTCH109 (with tab)	Duplex 2205	S

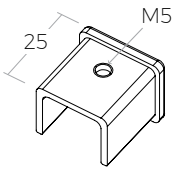

End Cap

PART #	SS Grade	Finish
SSUTCH107	Duplex 2205	S

Heavy Duty Top Channels & Fittings

- Powder Coated Satin Black available. Please inquire.
- **NO WELDING REQUIRED** using our recommended SSRK-1500 Adhesive.

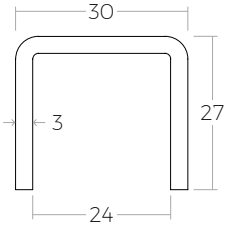

30x27mm Top Channel Rail

PART #	L (Length)	SS Grade	Finish
SSUTCH300	19'	316	S



Gaskets

PART #	Glass Thickness	Length
SSUTGASKET1	8-11	19'
SSUTGASKET2	12-13.52	19'
SSUTGASKET2A	15	19'
SSUTGASKET3	16-17.52	19'
SSUTGASKET3A	19	19'
SSUTGASKET4	20-21.52	19'

Fittings

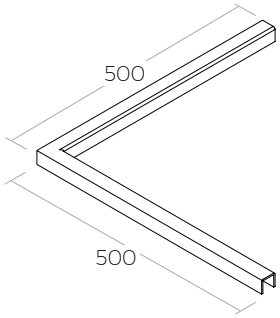

Horizontal 90° Elbow

PART #	SS Grade	Finish
SSUTCH303	316	S

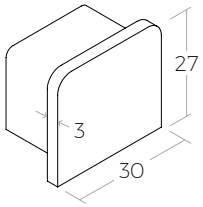

Solid End Cap

PART #	SS Grade	Finish
SSUTCH301	316	S

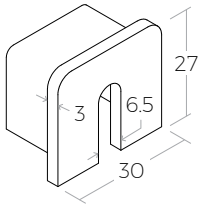

Stabilizing End Cap

Connect to Wall through slot using 1/4" Fasteners.

PART #	SS Grade	Finish
SSUTCH302	316	S

EDGE PROTECTION FOR GLASS RAILINGS

- Ultra Slim edge design.
- Brushed Clear & Brushed Black Anodized Aluminum and SS316 Satin Stainless Steel options available.
- All finishes match our TILT-LOCK™ Base Shoe line.
- Suitable for Interior and Exterior installations.
- Suitable for Glass thicknesses **12-25.52mm**.
- Wall Thickness: 1.5mm for Aluminum, 1mm for Stainless Steel.
- Standard 19' lengths (5800mm).
- Adhesive strip included.

Anodized Aluminum

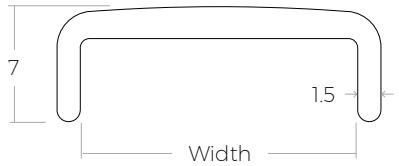

PART #	Width	Glass Thickness	Finish
SSUTCH230A	15	12-14.28	A
SSUTCH230B	15	12-14.28	B
SSUTCH231A	18	15-17.52	A
SSUTCH231B	18	15-17.52	B
SSUTCH232A	22	19-21.52	A
SSUTCH232B	22	19-21.52	B
SSUTCH233A	26	25.52	A
SSUTCH233B	26	25.52	B

Stainless Steel

PART #	Width	Glass Thickness	Finish
SSUTCH212	14	12-13.52	S
SSUTCH217	18	15-17.52	S
SSUTCH221	22	19-21.52	S



Tubing, Rods, Flat Bars & Tube Fittings



PHOTO: Excel Enclosures & Railings

Elbows

Fittings

End / Post Caps

S Satin Stainless Steel

B Powder Coated Satin Black

TUBES



Round 19' Lengths

PART #	ØD	Wall Thickness	SS Grade	Finish
SST1215304	1/2"	1.5	304	S
SST5815304	5/8"	1.5	304	S
SST3415304	3/4"	1.5	304	S
SST11215304	1 1/2"	1.5	304	S
SST11215316	1 1/2"	1.5	316	S
SST1662304	1.66"	2.0	304	S
SST1662304B	1.66"	2.0	304	B
SST1662316	1.66"	2.0	316	S
SST215304	2"	1.5	304	S

Square 19' Lengths

PART #	W	Wall Thickness	SS Grade	Finish
SSTSQ1215304	1/2"	1.5	304	S
SSTSQ3415304	3/4"	1.5	304	S
SSTSQ402304	40	2.0	304	S
SSTSQ402304B	40	2.0	304	B
SSTSQ402316	40	2.0	316	S
SSTSQ22304	2"	2.0	304	S

Rectangular 19' Lengths

PART #	W x H	Wall Thickness	SS Grade	Finish
SSTREC11212	1 1/2" x 1/2"	1.5	316	S
SSTREC5010	50 x 10	1.5	316L	S
SSTREC212	2" x 1/2"	1.5	316	S
SSTREC21	2" x 1"	1.5	316	S
SSTREC21B	2" x 1"	1.5	316	B

RODS / BARS

Round 19' Lengths

PART #	ØD	Wall Thickness	SS Grade	Finish
SSROD12304	1/2"	N/A	304	S

Square 19' Lengths

PART #	W	Wall Thickness	SS Grade	Finish
SSRODSQ12304	1/2"	N/A	304	S

Rectangular 19' Lengths

PART #	W x H	Wall Thickness	SS Grade	Finish
SSFB212304	2" x 1/2"	N/A	304	S

Round Tubing Fittings

ØD = Diameter of Tube Applied · WT = Wall Thickness of Tube Applied · L = Length
38.1mm = 1½" • 42.4mm = 1.66" • 50.8mm = 2"

Tube Wall Thickness **WT**

S Satin Stainless Steel

B Powder Coated Satin Black

Round Tube

19' Lengths

PART #	ØD (Tube Dia)	WT	SS Grade	Finish
SST1215304	12.7 (1/2")	1.5	304	S
SST5815304	15.85 (5/8")	1.5	304	S
SST3415304	19.05 (3/4")	1.5	304	S
SST11215304	38.1 (1 1/2")	1.5	304	S
SST11215316	38.1 (1 1/2")	1.5	316	S
SST1662304	42.4 (1.66")	2.0	304	S
SST1662304B	42.4 (1.66")	2.0	304	B
SST1662316	42.4 (1.66")	2.0	316	S
SST215304	50.8 (2")	1.5	304	S

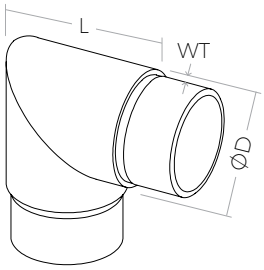

Elbows for Round Tube

Sharp 90°

PART #	ØD (Tube Dia)	WT	L
SSEB1040316S	38.1	1.5	45
SSEB1020116S	42.4	2.0	50

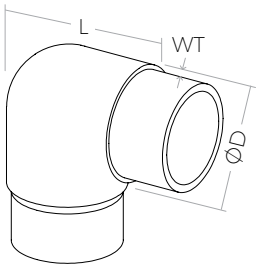

Soft 90°

PART #	ØD (Tube Dia)	WT	L
SSEB2040316S	38.1	1.5	45
SSEB2020116S	42.4	2.0	50

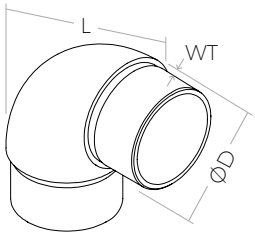

Round 90°

PART #	ØD (Tube Dia)	WT	L
SSEB3040316S	38.1	1.5	45
SSEB3020116S	42.4	2.0	50
SSEB3021116S	42.4	2.0	65
SSEB3050316S	50.8	1.5	70

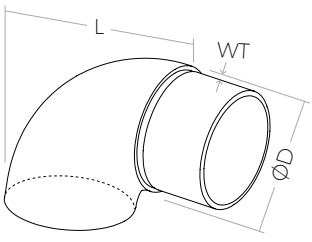

Capped Elbow

PART #	ØD (Tube Dia)	WT	L
SSEB1340316S	38.1	1.5	45
SSEB1320116S	42.4	2.0	50
SSEB1350316S	50.8	1.5	70

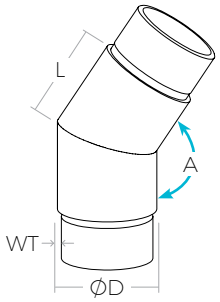

Angled

PART #	A	ØD (Tube Dia)	WT	L
SSEB4040304S	135°	38.1	1.5	35
SSEB4020116S	135°	42.4	2.0	38
SSEB4140316S	147°	38.1	1.5	35
SSEB4120116S	147°	42.4	2.0	38

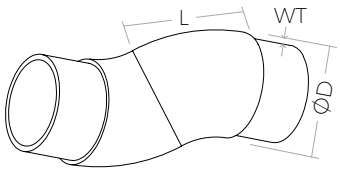

Rotating

PART #	ØD (Tube Dia)	WT	L
SSEB7040304S	38.1	1.5	38.5
SSEB7020104S	42.4	2.0	45

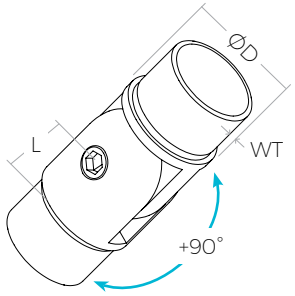

Flexible 90

PART #	ØD (Tube Dia)	WT	L
SSEB8040316S	38.1	1.5	24
SSEB8020116S	42.4	2.0	27
SSEB8050316S	50.8	1.5	32

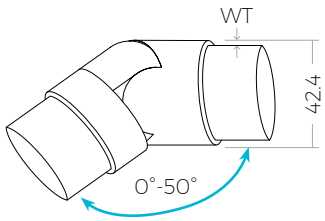

Flexible 50

PART #	ØD (Tube Dia)	WT
SSEBLNDFLUSH	42.4	2.0

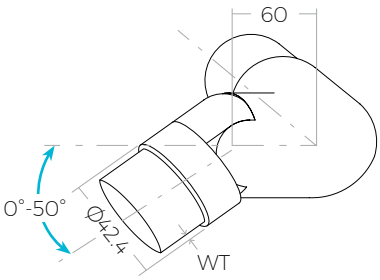

Swivel Left

PART #	ØD (Tube Dia)	WT
SSEBLNDLEFT	42.4	2.0

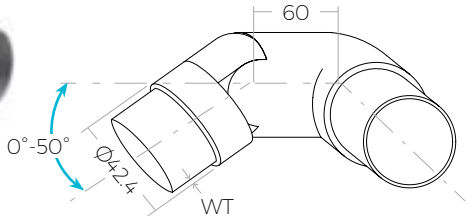

Swivel Right

PART #	ØD (Tube Dia)	WT
SSEBLNDRIGHT	42.4	2.0

End / Post Caps for Round Tubes

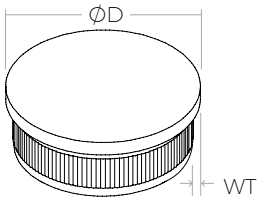

Flat

PART #	ØD	WT	SS Grade	Finish
SSEP0012416S	38.1	1.5	316	S
SSEP0010216S	42.4	2.0	316	S
SSEP001021B	42.4	2.0	304	B
SSEP0012516S	50.8	1.5	316	S

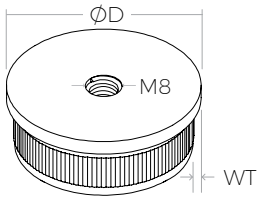

Flat with Threaded Hole

PART #	ØD	WT	SS Grade	Finish
SSEP0022404S	38.1	1.5	304	S
SSEP0020216S	42.4	2.0	316	S

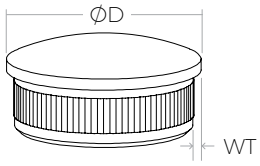

Curved

PART #	ØD	WT	SS Grade	Finish
SSEP0032416S	38.1	1.5	316	S
SSEP0030216S	42.4	2.0	316	S
SSEP0032504S	50.8	1.5	304	S

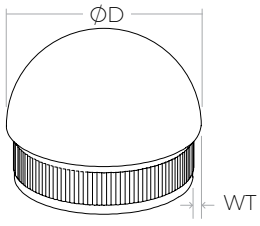

Domed

PART #	ØD	WT	SS Grade	Finish
SSEP0072416S	38.1	1.5	316	S
SSEP0070216S	42.4	2.0	316	S
SSEP0072516S	50.8	1.5	316	S

Connectors for Round Tubes

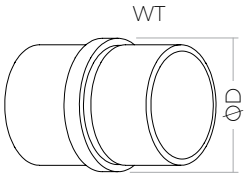

Straight

PART #	ØD	WT	SS Grade	Finish
SSEB90040316S	38.1	1.5	316	S
SSEB90020116S	42.4	2.0	316	S
SSEB90050316S	50.8	1.5	316	S

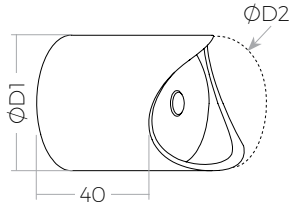

Post Adapter

PART #	ØD1	ØD2	SS Grade	Finish
SSEB8110116S	42.4	42.4	316	S

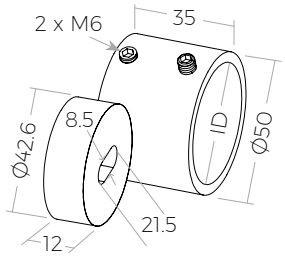

Handrail Wall Connector

PART #	ID	SS Grade	Finish
SSEB8100216S	42.4	316	S

Tube Wall Thickness 2mm

S Satin Stainless Steel

B Powder Coated Satin Black

OD = Outer Dimensions of Tube • WT = Wall Thickness of Tube Applied
38.1mm = 1½" • 42.4mm = 1.66" • 50.8mm = 2"

Square Tube

19' Lengths

PART #	W x H	WT	SS Grade	Finish
SSTSQ402304	40 x 40	2.0	304	S
SSTSQ402304B	40 x 40	2.0	304	B
SSTSQ402316	40 x 40	2.0	316	S
SSTSQ22304	50 x 50	2.0	304	S

Fittings For Square Tube Above

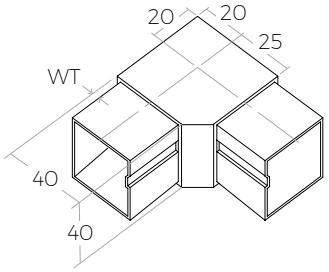

90° Fixed Elbow

PART #	W x H	WT	SS Grade	Finish
SSZE0404016S	40 x 40	2.0	316	S
SSZE0404016B	40 x 40	2.0	316	B

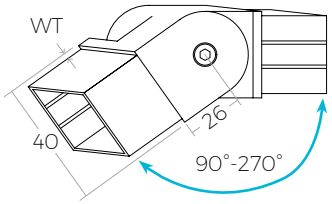

90° Swivel Elbow

PART #	W x H	WT	SS Grade	Finish
SSZE1404016S	40 x 40	2.0	316	S
SSZE1404016B	40 x 40	2.0	316	B

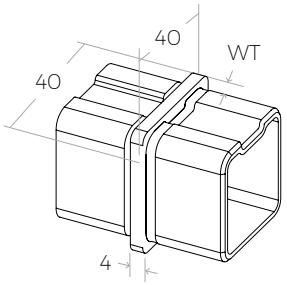

Straight Connector

PART #	W x H	WT	SS Grade	Finish
SSZE0404116S	40 x 40	2.0	316	S
SSZE0404116B	40 x 40	2.0	316	B

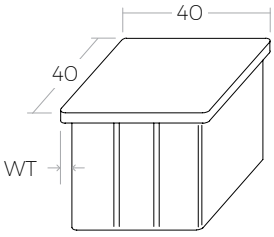

Flat Cap

PART #	W x H	WT	SS Grade	Finish
SSZP0404016S	40 x 40	2.0	316	S
SSZP040401B	40 x 40	2.0	304	B
SSZP0505016S	50 x 50	2.0	316	S

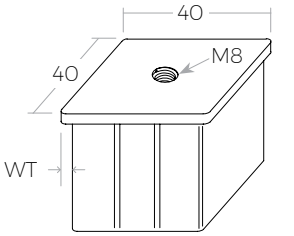

Flat Cap with Threaded Hole

PART #	W x H	WT	SS Grade	Finish
SSZP0600116S	40 x 40	2.0	316	S

Tube Wall Thickness 1.5mm

S Satin Stainless Steel

B Powder Coated Satin Black

OD = Outer Dimensions of Tube • WT = Wall Thickness of Tube Applied
38.1mm = 1½" • 42.4mm = 1.66" • 50.8mm = 2"

Standard Rectangular Tube

19' Lengths

PART #	W x H	WT	SS Grade	Finish
SSTREC11212	38 x 12.7 (1 1/2" x 1/2")	1.5	316	S
SSTREC212	50.8 x 12.7 (2" x 1/2")	1.5	316	S
SSTREC21	50.8 x 25.4 (2" x 1")	1.5	316	S
SSTREC21B	50.8 x 25.4 (2" x 1")	1.5	304	B

Fittings For Rectangular Tube Above

2" x 1" 90° Fixed Elbow

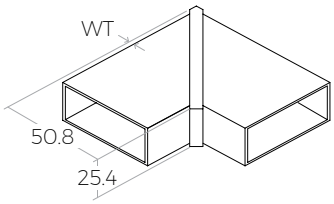

PART #	W x H	WT	SS Grade	Finish
SSEBREC2101	50 x 25 (2" x 1")	1.5	316	S
SSEBREC211B	50 x 25 (2" x 1")	1.5	316	B

2" x 1" Swivel Elbow

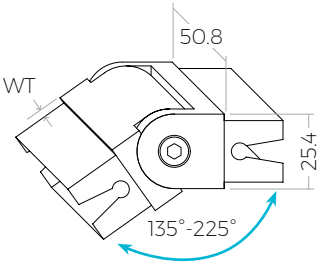

PART #	W x H	WT	SS Grade	Finish
SSEBREC2103	50 x 25 (2" x 1")	1.5	316	S
SSEBREC213B	50 x 25 (2" x 1")	1.5	316	B

2" x 1" Straight Connector

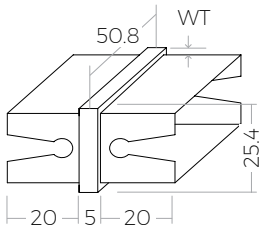

PART #	W x H	WT	SS Grade	Finish
SSEBREC2102	50 x 25 (2" x 1")	1.5	316	S
SSEBREC212B	50 x 25 (2" x 1")	1.5	316	B

Flat Cap

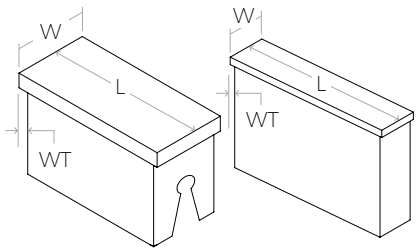

PART #	OD (L x W)	WT	SS Grade	Finish
SSEPREC11212	38 x 12.7 (1 1/2" x 1/2")	1.5	316	S
SSEPREC212	50.8 x 12.7 (2" x 1/2")	1.5	316	S
SSEPREC21	50.8 x 25.4 (2" x 1")	1.5	316	S
SSEPREC21B	50.8 x 25.4 (2" x 1")	1.5	304	B

Slim Line Rectangular Tubing & Fittings

OD = Outer Dimensions of Tube · WT = Wall Thickness of Tube Applied
38.1mm = 1½" · 42.4mm = 1.66" · 50.8mm = 2"

Tube Wall Thickness 1.5mm

S Satin Stainless Steel

Slim Line Rectangular Tube

- Powder Coated Satin Black available. Please inquire.
- NO WELDING REQUIRED using our recommended SSRK-1500 Adhesive.

19' Lengths

PART #	OD (W x H)	WT	SS Grade	Finish
SSTREC5010	50 x 10	1.5	316	S

Fittings For Slim Line Tube Above



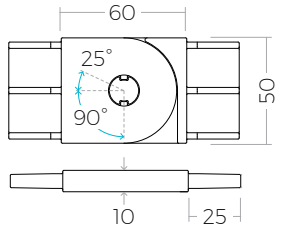

Swivel Horizontal Elbow

PART #	OD (W x H)	WT	SS Grade	Finish
SSEBREC501	50 x 10	1.5	2205	S

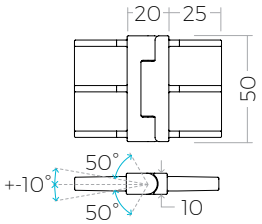

Swivel Vertical Elbow

PART #	OD (W x H)	WT	SS Grade	Finish
SSEBREC502	50 x 10	1.5	2205	S

Tack weld on Hinge is recommended for +/-10° angles.

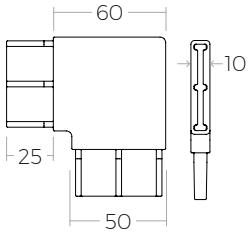

90° Fixed Elbow

PART #	OD (W x H)	WT	SS Grade	Finish
SSEBREC503	50 x 10	1.5	2205	S

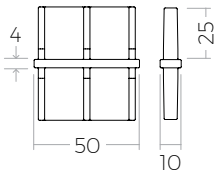

Straight Connector

PART #	OD (W x H)	WT	SS Grade	Finish
SSEBREC504	50 x 10	1.5	2205	S

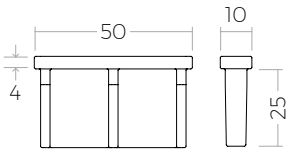

End Cap

PART #	OD (W x H)	WT	SS Grade	Finish
SSEPREC501	50 x 10	1.5	2205	S

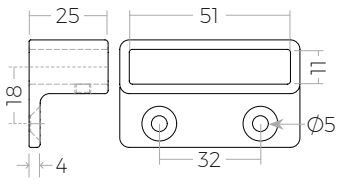

Wall Bracket with Tab

PART #	ID (W x H)	SS Grade	Finish
SSEPREC502	51 x 11	2205	S

PHOTO: Sierra Glass

Handrail Components

 · Images are for illustration purposes only. Consult with your local building authority.

Attachment Plates

Tube Supports

Handrail Brackets

Our Handrail Components are available for both Round and Square applications. They consist of Handrail Attachment Plates, Tube Supports, Elbows, End Caps, and Post Caps. We also offer a large variety of Handrail Brackets for Off-the-Wall, Off-the-Glass, or Off-the-Post applications. They are made of durable 316 Grade Stainless Steel all available in Satin finish **(S)**, with some available in PVD Brushed Graphite Black **(GB)**, Powder Coated Satin Black **(B)**, and PVD Brushed Gold **(G)**.

Round Handrail Bracket Series:

- Standard
- Standard Concealed
- Standard Welded
- Height Adjustable
- Heavy Duty
- Modern / Length Adjustable

Square Handrail Bracket Series:

- Standard
- Standard Concealed
- Height Adjustable
- Heavy Duty

Handrail Attachment Plates

S Satin Stainless Steel | **B** Powder Coated Satin Black | **GB** PVD Brushed Graphite Black | **G** PVD Brushed Gold

All Attachment Plates are 316 Grade Stainless Steel.

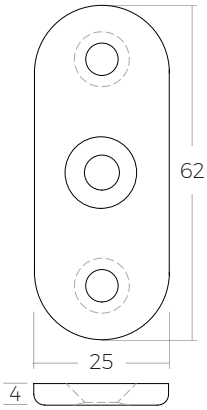

Straight Flat

PART #	ØD	Finish
SSUA0010116S	Flat	S
SSUA0010116B	Flat	B
SSUA001011GB	Flat	GB
SSUA0010116G	Flat	G

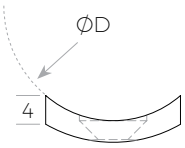

Straight Curved

PART #	ØD (Tube Dia)	Finish
SSUA0010616S	38.1 (1 1/2")	S
SSUA0010616B	38.1 (1 1/2")	B
SSUA001061GB	38.1 (1 1/2")	GB
SSUA0010316S	42.4 (1.66")	S
SSUA0010316B	42.4 (1.66")	B
SSUA001031GB	42.4 (1.66")	GB
SSUA0010716S	50.8 (2")	S

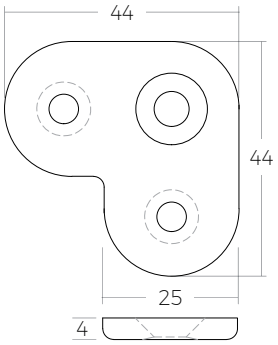

90˚ Flat

PART #	ØD (Tube Dia)	Finish
SSUA0012116S	Flat	S
SSUA0012116B	Flat	B
SSUA001211GB	Flat	GB
SSUA0012116G	Flat	G

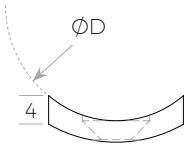

90˚ Curved

PART #	ØD (Tube Dia)	Finish
SSUA0012616S	38.1 (1 1/2")	S
SSUA0012316S	42.4 (1.66")	S
SSUA0012716S	50.8 (2")	S

EXAMPLE OF CREATING HANDRAIL BRACKETS FOR POSTS

Choose Required Handrail Attachment Plate above.

SSUA0010616S

+

Choose Required Tube Support (pg 119).

SSTS1060016S

=

S
Satin
Stainless
Steel

Fixed Rod



Single Pin Fixed Rod

PART #	ØD	Pin Thread	Hole Thread
SSFP0012116S	12	M8	M6
SSFP0022116S	14	M8	M6

Double Hole Fixed Rod

PART #	ØD	L (Length)	Hole Thread
SSFP0012216S	12	75	M6, M8
SSFP0022216S	14	75	M6, M8
SSFP0112216S	12	52	M6, M8

Swivel Rod

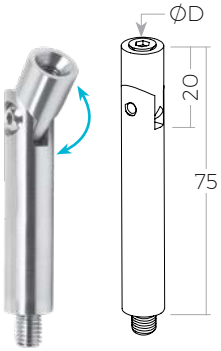

Single Pin Swivel Rod

PART #	ØD	Pin Thread	Hole Thread
SSSP0012116S	12	M8	M6
SSSP0022116S	14	M8	M6

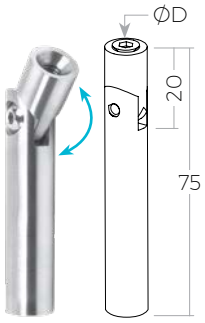

Double Hole Swivel Rod

PART #	ØD	Hole Thread
SSSP0012216S	12	M6, M8
SSSP0122016S	14	M6

Angled Rod

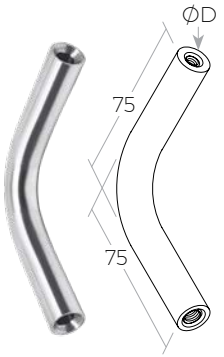

PART #	ØD	Hole Thread
SSFB0012216S	12	M6, M8
SSFB0022216S	14	M6, M8

PART #	ØD	Hole Thread
SSFB0032216S	12	M6, M8

Tube Supports for Round Tubes

ØD = Diameter of Tube Support Base and Tube Applied · WT = Wall Thickness of Tube Applied
38.1mm = 1½" • 42.4mm = 1.66" • 50.8mm = 2"

Tube Wall Thickness WT

S Satin Stainless Steel
316 Grade

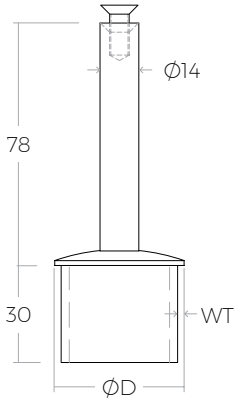

Round Fixed

PART #	ØD (Tube Diameter)	WT
SSTF1050016S	38.1	1.5
SSTF0030016S	42.4	2.0
SSTF1060004S	50.8	1.5

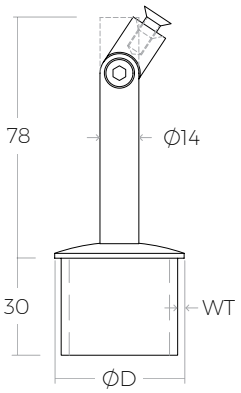

Round Swivel

PART #	ØD (Tube Diameter)	WT
SSTS1060016S	38.1	1.5
SSTS0030016S	42.4	2.0
SSTS1070004S	50.8	1.5

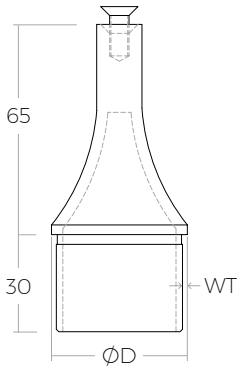

Cone Fixed

PART #	ØD (Tube Diameter)	WT
SSTF2050016S	38.1	1.5
SSTF2030016S	42.4	2.0
SSTF2060016S	50.8	1.5

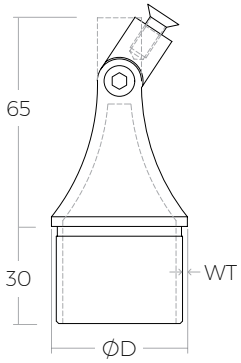

Cone Swivel

PART #	ØD (Tube Diameter)	WT
SSTS2050016S	38.1	1.5
SSTS2030016S	42.4	2.0
SSTS2060016S	50.8	1.5

Tube Supports for Square Tubes

D = Dimension of Tube Support and Tube Applied · WT = Wall Thickness of Tube Applied
38.1mm = 1½" • 42.4mm = 1.66" • 50.8mm = 2"

Tube Wall Thickness 2mm

S Satin Stainless Steel
316 Grade

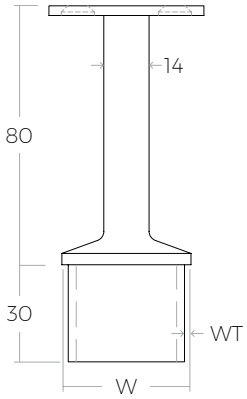

Chamfered Fixed

PART #	W (Tube Dimensions)	WT
SSZT0404016S	40 x 40	2.0

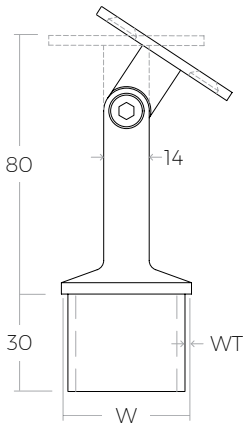

Chamfered Swivel

PART #	W (Tube Dimensions)	WT
SSZT1404016S	40 x 40	2.0

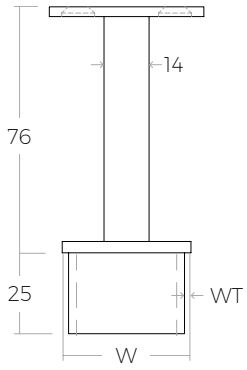

Flat Top Fixed

PART #	W (Tube Dimensions)	WT
SSZT24016S	40 x 40	2.0

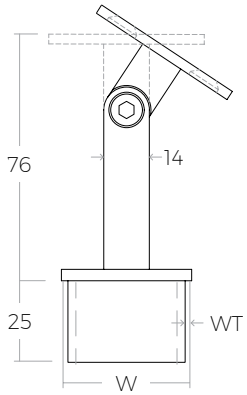

Flat Top Swivel

PART #	W (Tube Dimensions)	WT
SSZT34016S	40 x 40	2.0

S Satin Stainless Steel | B Powder Coated Satin Black | GB PVD Brushed Graphite Black

RD1 SERIES - Standard

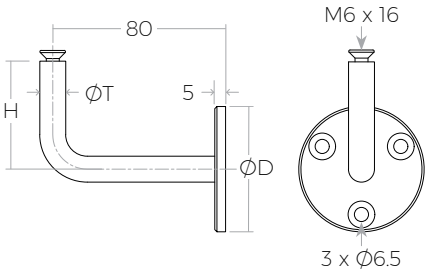

Off-the-Wall

Fixed

PART #	H (Height)	ØD (Plate Dia)	ØT (Rod Dia)	Finish
SSWB0100016S	50	58	12	S
SSWB0100016B	50	58	12	B
SSWB010001GB	50	58	12	GB
SSWB1301116S	75	58	12	S
SSWB2311116S	75	68	14	S

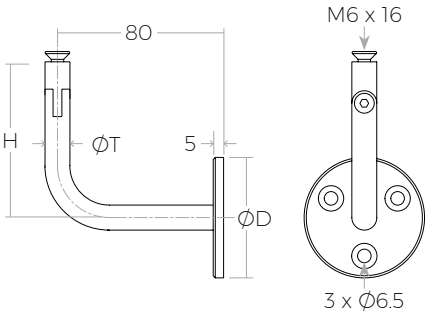

Swivel

PART #	H (Height)	ØD (Plate Dia)	ØT (Rod Dia)	Finish
SSWB1109016S	75	58	12	S

EXAMPLE OF CREATING AN OFF-THE-GLASS BRACKET

Choose Required Handrail Attachment Plate.
(pg 117)

Choose Required Off-the-Glass Handrail Bracket.
(pg 122-125,)

SSUA0010116S

+

SSGF11GM16S

=

RD2 SERIES - Standard Concealed

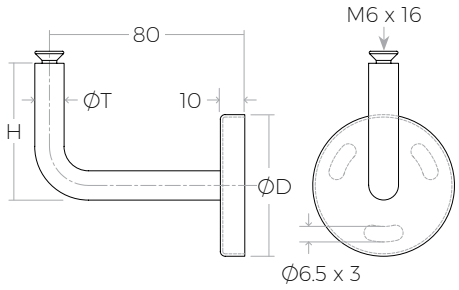

Off-the-Wall

PART #	H (Height)	ØD (Plate Dia)	ØT (Rod Dia)	Finish
SSWB111216S	50	58	12	S
SSWB111216B	50	58	12	B
SSWB111216GB	50	58	12	GB
SSWB111416S	50	58	14	S
SSWB111416B	50	58	14	B
SSWB111416GB	50	58	14	GB
SSWB111426S	72	58	14	S

RD3 SERIES - Standard Welded

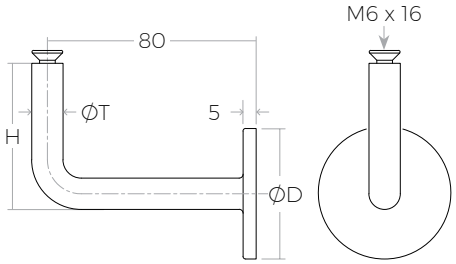

Installed with M10 Hanger Bolt (Not included).

Off-the-Wall

PART #	H (Height)	ØD (Plate Dia)	ØT (Rod Dia)	Finish
SSWB3116S	50	38	12	S
SSWB3116B	50	38	12	B
SSWB3116GB	50	38	12	GB
The above match our 1 1/2" Standoffs.				
SSWB3216S	50	50	12	S
SSWB3216B	50	50	12	B
SSWB3216GB	50	50	12	GB
The above match our 2" Standoffs.				
SSWB3316S	75	50	14	S
The above match our 2" Standoffs.				

Off-the-Glass

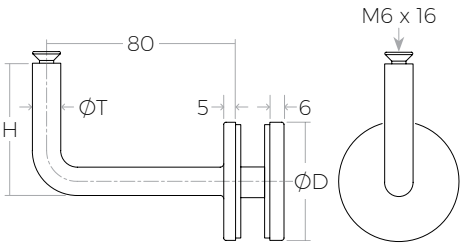

PART #	H (Height)	ØD (Plate Dia)	ØT (Rod Dia)	Finish
SSGF11GM17S	50	38	12	S
SSGF11GM17B	50	38	12	B
The above match our 1 1/2" Standoffs.				
SSGF11GM18S	50	50	12	S
SSGF11GM18B	50	50	12	B
The above match our 2" Standoffs.				
SSGF11GM16S	50	58	12	S
SSGF11GM16B	50	58	12	B
SSGF11GM16GB	50	58	12	GB
SSGF10GX16S	50	50	14	S
SSGF10GM16S	75	50	14	S

RD4 SERIES - Height Adjustable

S Satin Stainless Steel | **B** Powder Coated Satin Black | **GB** PVD Brushed Graphite Black | **G** PVD Brushed Gold

All Handrail Brackets are 316 Grade Stainless Steel.

Insert Included

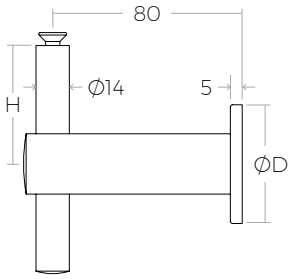

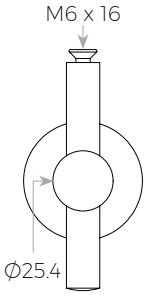

M8 Hanger Bolt required

Insert Included

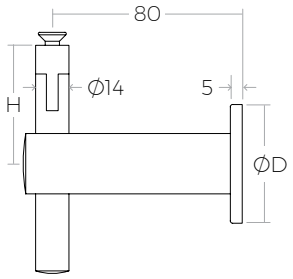

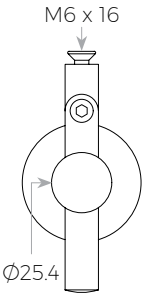

M8 Hanger Bolt required

Off-the-Wall

Fixed

PART #	H (Height)	ØD (Plate Dia)	Finish
SSWF100X16S	20-76	38	S
SSWF100X16B	20-76	38	B
SSWF100X16GB	20-76	38	GB
SSWF100X16G	20-76	38	G

The above match our 1 1/2" Standoffs.

SSWF0010016S	20-76	50	S
SSWF0010016B	20-76	50	B
SSWF001001GB	20-76	50	GB
SSWF0010016G	20-76	50	G

The above match our 2" Standoffs.

Swivel

PART #	H (Height)	ØD (Plate Dia)	Finish
SSWS0010016S	40-76	50	S

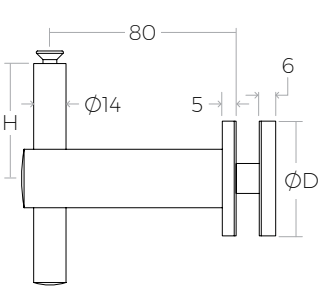

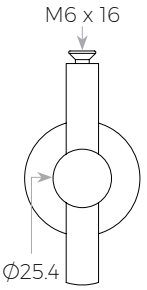

Off-the-Glass

Fixed

PART #	H (Height)	ØD (Plate Dia)	Finish
SSGF100X16S	20-76	38	S
SSGF100X16B	20-76	38	B
SSGF100X16GB	20-76	38	GB
SSGF100X16G	20-76	38	G

The above match our 1 1/2" Standoffs.

SSGF0010016S	20-76	50	S
SSGF0010016B	20-76	50	B
SSGF001001GB	20-76	50	GB
SSGF0010016G	20-76	50	G

The above match our 2" Standoffs.

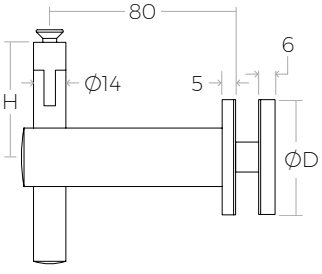

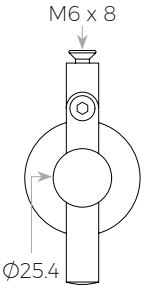

Swivel

PART #	H (Height)	ØD (Plate Dia)	Finish
SSGS0010016S	40-76	50	S



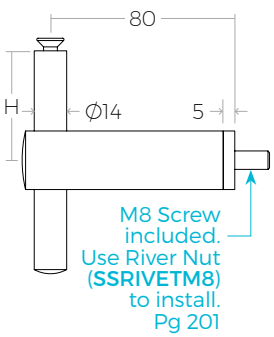

Off-the-Post Bracket with Flat Adapter

PART #	H (Height)	Finish
SSWF20016S	20-76	S
SSWF20016B	20-76	B

Use these Adapters to apply above Bracket to a Round Post.

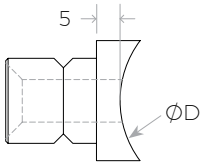

Adapters for Round Posts

PART #	ØD (Post Dia)	Finish
SSWF20116S	42.4	S
SSWF20116B	42.4	B
SSWF20216S	50.8	S
SSWF20216B	50.8	B

RD5 SERIES - Heavy Duty



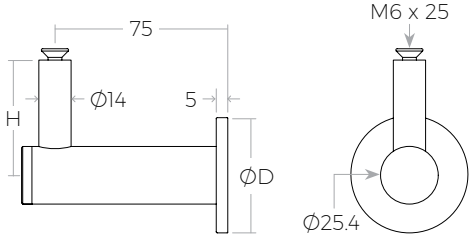

M8 Hanger Bolt required

Off-the-Wall

PART #	H (Height)	ØD (Plate Dia)	Finish
SSWF0020016S	50	50	S

Matches our 2" Standoffs.

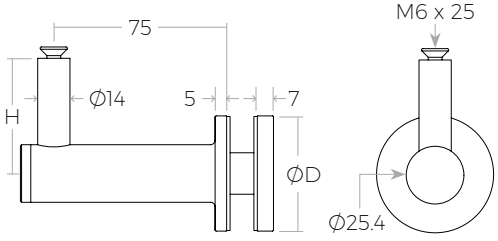

Off-the-Glass

PART #	H (Height)	ØD (Plate Dia)	Finish
SSGF200X16S	50	38	S

Matches our 2" Standoffs.

SSGF0020016S	50	50	S

Matches our 1 1/2" Standoffs.

RD6 SERIES - Heavy Duty / Length Adjustable

S Satin Stainless Steel

B Powder Coated Satin Black

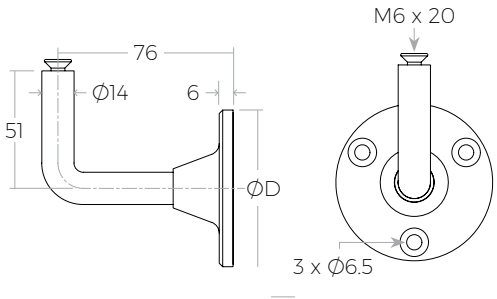

Off-the-Wall

Fixed

PART #	ØD (Plate Dia)	Finish
SSWB0100116S	68	S
SSWB0100116B	68	B

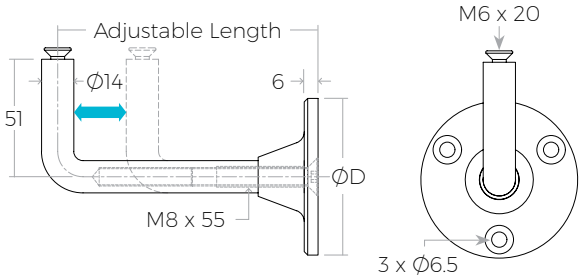

Adjustable Length

PART #	ØD (Plate Dia)	Adjustable Length	Finish
SSWB0100216S	68	76-114	S
SSWB0100216B	68	76-114	S
SSWB0100316S	68	114-152	S
SSWB0100316B	68	114-152	B

Cut to desired length.
Collar design conceals cut Rod.

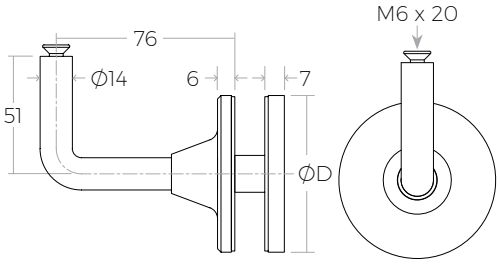

Off-the-Glass

Glass Thickness 10-25.52mm

Fixed

PART #	ØD (Plate Dia)	Finish
SSGF12GM16S	68	S
SSGF12GM16B	68	B

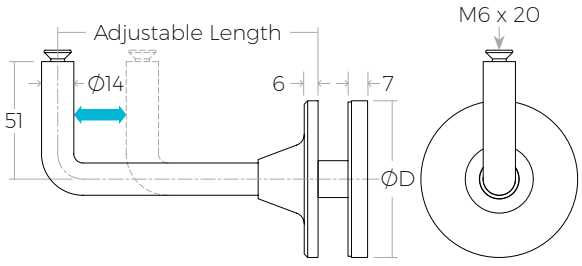

Adjustable Length

PART #	ØD (Plate Dia)	Adjustable Length	Finish
SSGF13GM16S	68	76- 114	S
SSGF13GM16B	68	76-114	B
SSGF14GM16S	68	114-152	S
SSGF14GM16B	68	114-152	B

Cut to desired length.
Collar design conceals cut Rod.

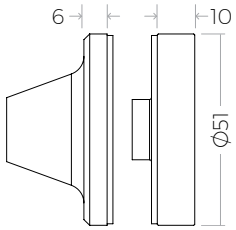

2" Adjustable Length Bracket Base

PART #	ØD (Plate Dia)	Adjustable Length	Finish
SSGF15GM16S	50	N/A	S
SSGF15GM16B	50	N/A	B

Use with Off-the-Wall Handrail brackets above to match the look of our 2" Standoffs. Includes base, cap and gaskets.

PHOTO: Millan Glass & Mirror

S Satin Stainless Steel | B Powder Coated Satin Black | GB PVD Brushed Graphite Black

SQ1 SERIES - Standard

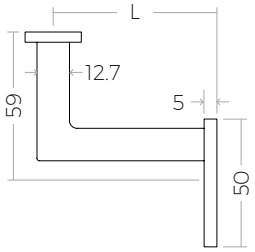

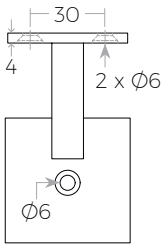

Off-the-Wall

Single Hole

PART #	L (Length)	Finish
SSZH0070116S	64	S
SSZH0072116S	90	S
SSZH007216GB	90	GB

Showing left configuration.

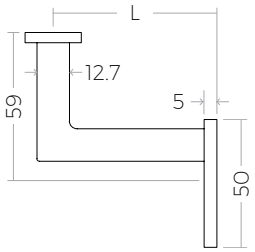

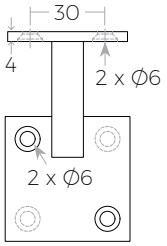

Double Hole

PART #	L (Length)	Finish	Top Hole on Plate
SSZH00701005	64	S	Left
SSZH0070101S	64	S	Right
SSZH0071116S	90	S	Left
SSZH0071115S	90	S	Right

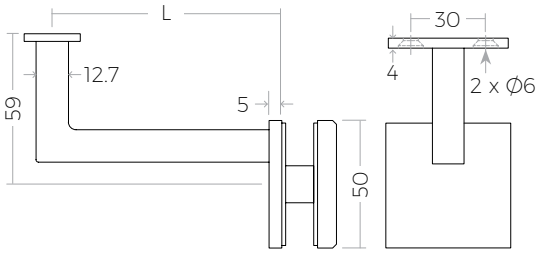

Off-the-Glass

PART #	L (Length)	Finish
SSZH1071116S	90	S
SSZH107111GB	90	GB

SQ2 SERIES - Standard Concealed

REGISTERED PATENT PRODUCT

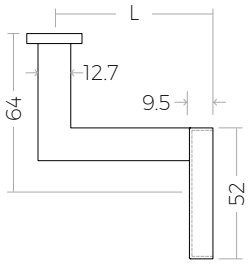

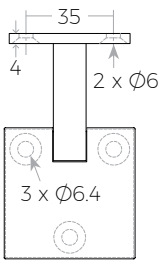

Off-the-Wall

PART #	L (Length)	Finish
SSZH21216S	64	S
SSZH31216S	90	S
SSZH31216B	90	B
SSZH31216GB	90	GB

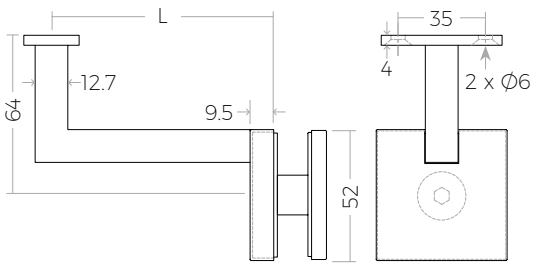

Off-the-Glass

PART #	L (Length)	Finish
SSZH31226S	90	S
SSZH31226B	90	B
SSZH31226GB	90	GB

SQ4 SERIES - Height Adjustable

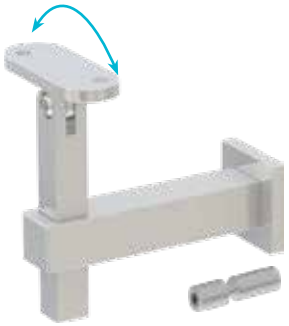

Insert
Included.

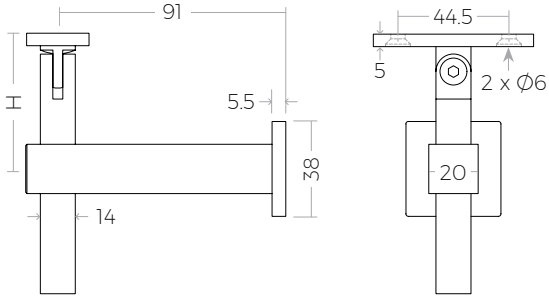

Installed with M8 Hanger Bolt
(Not included).

Off-the-Wall Swivel

PART #	H (Height)	Finish
SSZH40116S	30-70	S

Matches our 1 1/2" Square Standoffs.



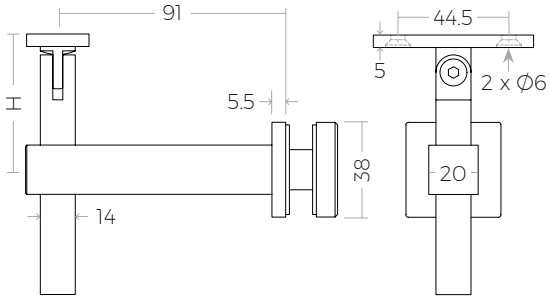

Off-the-Glass Swivel

PART #	H (Height)	Finish
SSZH40216S	30-70	S

Matches our 1 1/2" Square Standoffs.

SQ5 SERIES - Heavy Duty

Insert
Included.

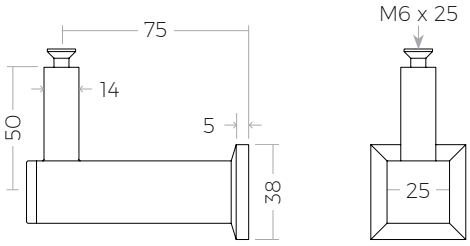

Installed with M8 Hanger Bolt
(Not included).

Off-the-Wall Fixed

PART #	Finish
SSZH0073116S	S

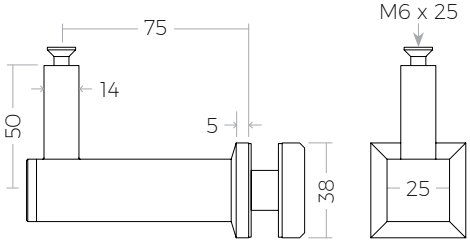

Off-the-Glass Fixed

PART #	Finish
SSZH0073216S	S

Rod Railing Components

PHOTO: Accurate Stairs & Railings

S
Satin
Stainless
Steel

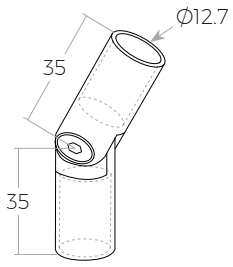

Adjustable Rod Connector

PART #

SSHDADJUST

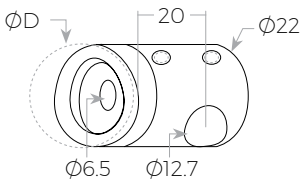

Round Rod Holder

PART #	ΦD Tube Diameter	Rod Diameter
SSHD0010404S	Flat	12.7
SSHD0060404S	38.1	12.7
SSHD0030404S	42.4	12.7

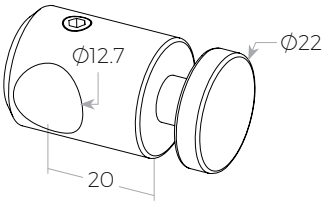

Round Rod Holder for Glass

PART #	Glass Size
SSHDGLASS	6-12

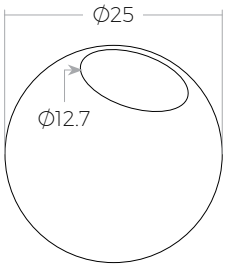

Solid Ball Cap Ends for Round Rods

PART #

SSHDEND12

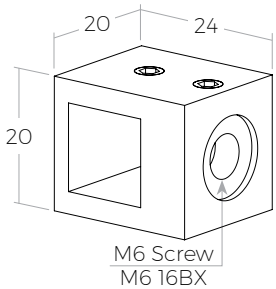

Square Rod Holder

PART #	Rod Size
SSHDSQR04S	12.7

Horizontal Tubing

PHOTO: ProRail Systems Ltd.

Available in 8ft & 19ft lengths.

Round Tube

PART #	OD	Length
SST583048	5/8"	96"

Square Tube

PART #	OD	Length
SSTSQ123048	1/2" x 1/2"	96"

Our Tubular Horizontal Series are available in Round and Square in 96" lengths. These Tubes can be cut to your desired length and are available in Stainless Steel.

To see our full line of Balusters, please pick up a copy of our STYLES catalogue or scan the code to view online.

CABLE·RAIL® by feeney®

- Attractive, affordable, and very low-maintenance.
- Invisible appearance will not impair views.
- Made from strong and weather-tough type 316 Stainless Steel Cable.
- Can be used on new or existing Metal or Wood Railing frames.
- Simple, fast, do-it-yourself installation using prefabricated assemblies.
- Special easy-to-use Fittings are hidden in the End Posts.
- Made from over 70% recycled materials.
- Versatile uses: Railings, Trellises, Fences, Interior, Exterior, Residential, Commercial.

CABLE ASSEMBLY CARE & MAINTENANCE

The protective chromium oxide film on the surface of Stainless Steel gives it superior corrosion resistance. Properly maintained Stainless Steel provides excellent luster, strength, and durability. In most applications, Stainless Steel will not rust or stain even after many years of service, but it is NOT rust or stain proof. When Stainless comes in contact with chloride salts, sulfides, or other rusting metals, it can discolour or even rust and corrode However, with proper care and maintenance, Stainless Steel can remain beautiful and functional for years.

- Clean Stainless with soap and warm water. Never clean with mineral acids or bleaches.
- Never use coarse abrasives like sandpaper or Steel wool on Stainless. Use synthetic Scotch pads instead.
- Never leave Stainless in contact with iron, Steel, or other metals. This can cause rust spots or corrosion.
- Always remove stains or rust spots as soon as possible with either soap and water or a Brass, Silver, Stainless, or chrome cleaner.
- It is important to periodically inspect Cable assemblies for proper tension and re-tension as needed.

10 year warranty

Feeney Inc. warrants that all CableRail® Stainless Steel Cable and Connectors shall be free from defects in material and workmanship under normal use, conditions, installation, and maintenance in accordance with product specifications for ten years from date of purchase. The complete text of this warranty is available upon request.

DETERMINE WHAT YOU'LL NEED BEFORE YOU START

Carefully Review:
Read all of the product descriptions, installation instructions, and frame recommendation pages in this catalogue. Contact us should you have any inquiries.

Section Frames:
Divide your Railing frame into sections by determining which corner and end Posts will be the Cable termination Posts. Remember that straight runs should not exceed 50' and runs with bends (2 corner bends at most) should not exceed 40'.

Determine Lengths:
Measure the outside lengths of each of your sections from step 2 and select the Cable assembly lengths that will fit each section. Be sure that the assemblies are at least 1' longer than the length of the section.

Calculate Quantities:
The number of assemblies depends on your Railing design. Remember that each horizontal Cable is a separate assembly and that the Cables should not be spaced further than 3" apart. Calculate the quantities needed for each of your assembly lengths.

Check Accessories & Tools:
Count up all the end Caps, protector sleeves, beveled washers, cutters, lacing needles, drills, saws, and abrasive discs you may need (see Tools Checklist on the Installation Instruction pages).

Fill Your Order:
Visit our office locations to take a look at our CableRail® display and order in person or online via our Website:

euroeac.com

Easy to Install

PREFABRICATED CABLE ASSEMBLIES are an attractive, budget-friendly, and low-maintenance alternative to commonly-used Metal and Wood Picket infill. Assemblies use 1/8" diameter high-strength, weather-tough type 316 Stainless Steel Cable and come in a wide range of standard lengths that can be quickly trimmed to size in the field. Each assembly includes special, easy-to-use Threaded Terminal and Quick-Connect®SS End Fittings that remain concealed in your End Posts. The result: an extremely durable, virtually invisible Railing infill that leaves the view open and unimpaired.

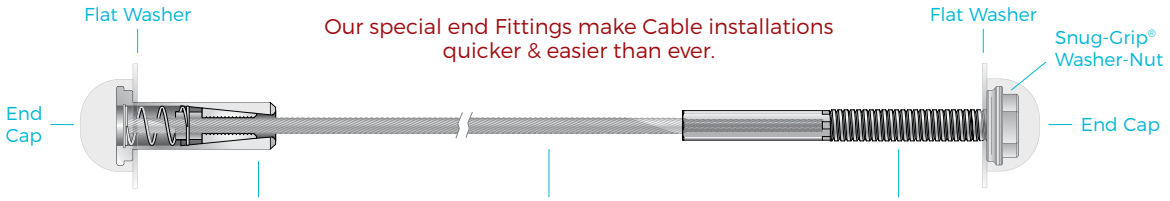

The Stainless Quick-Connect®SS Fitting is attached to the Cable in the field without special tools. One-way jaws allow the Cable to easily slide through the Fitting in one direction but automatically grab and lock-on when the Cable is released. Just slip it on, pull the Cable tight, cut off the excess, and finish with an End Cap. Size: 3/8" OD x 1 1/4" length.

The Cable is 1/8" diameter, 1x19 construction, type 316 Stainless Steel for strength, durability, and weather protection. Cables come in standard assembly lengths from 5'-70'.
Snug-Grip® Washer-Nut and Flat Washers are all included. Coloured and Stainless End Caps are also available to cover, protect, and finish both ends (Caps sold separately).

The Stainless Threaded Terminal Fitting is fastened (swaged) to one end of the Cable at the factory. Attach it to an End Post using a special Snug-Grip® Washer-Nut and spin the Nut to adjust final tension in the line. Finish with an End Cap. Size: 1/4" OD x 4 1/4" length or 1/4" OD x 7 1/2" length.

Cable Assemblies

Everything you need for your basic Cable project is listed in this section. Choose your assembly lengths, a preferred style of End Cap, accessory items, and you're good to go. Each assembly includes the selected length of 1/8" diameter type 316 Stainless Steel Cable with a Threaded Terminal Fitting pre-attached to one end, one Stainless Steel Quick-Connect® SS Fitting, two Flat Washers, and one Stainless Steel Snug-Grip® Washer-Nut. (3/16" and 1/4" Cable and Fittings available upon request).

*Includes 4 1/4" Threaded Terminals and Nylon Washers.
**Includes 7 1/2" Threaded Terminals and Stainless Steel Washers.

Assembly Lengths	Metal* Assembly #	Wood** Assembly #
5'	**SSCBKIT4145**	**SSCBKIT7125**
10'	**SSCBKIT41410**	**SSCBKIT71210**
15'	**SSCBKIT41415**	**SSCBKIT71215**
20'	**SSCBKIT41420**	**SSCBKIT71220**
25'	**SSCBKIT41425**	**SSCBKIT71225**
30'	**SSCBKIT41430**	**SSCBKIT71230**
40'	**SSCBKIT41440**	**SSCBKIT71240**
50'	**SSCBKIT41450**	**SSCBKIT71250**
70'	**SSCBKIT41470**	



End Caps (Sold Separately)

Select a preferred End Cap style to cover, protect, and finish each end.

Coloured Polyethylene (Sold 10 per package)

SSCBECBL	Black	3/4" OD x 3/8" H

Stainless (Sold 4 per package)

SSCBECSSDO	Dome	3/4" OD x 3/8" H
SSCBECSSCH	Chamfer	3/4" OD x 3/8" H

Cable Accessories

All accessories complement our 1/8" diameter Cable Assembly Kits.

Metal Post Nylon Protector Sleeves (Sold individually)

For protecting corner and Stairway transition Posts from Cable abrasion. For Landing only.

1 **SSCBIB14516** 1/8" (Threaded Terminal ends).
2 **SSCBIB31614** 1/8" (Intermediate Posts).
3 **SSCBIB381532** 1/8" (Quick-Connect®SS ends).

Wood Post Stainless Steel Protector Sleeves (Sold 10 per package)

For protecting corner and Stairway transition Posts from Cable abrasion. For Landing only.

SSCBSL1478 1/4" OD x 7/8" long (Fits 1/4" diameter drill holes).

Stainless Beveled Washers (Sold 4 per package)

For providing a flat bearing surface when attaching Fittings at 32° angled Stair terminations.

SSCBBW3834 3/4" OD x 3/8" ID (Quick-Connect®SS ends).
SSCBBW93234 3/4" OD x 9/32" ID (Threaded Terminal ends).

Rubber Grommets (Sold individually)

Rubber Grommet for Intermediate Posts.

SSCBRG18

Cable Cutters (Sold 1 per package)

For shearing excess Cable.

SSCBWCUT18 8" long, coated handles, hardened jaws.

Tension Gauge (Sold 1 per package)

Easy-to-use tool for checking Cable tension.

SSCBTG Designed for 1/8" CableRail® Cable.

Tensioning Tool (Sold 1 per package)

SSCBTT Designed for 1/8" CableRail Cable.

Cable Lacing Needle (Sold 1 per package)

For quickly lacing Cable Ends through Posts without snagging.

SSCBNE18 4 1/2" long, reusable.

Quick-Connect® Release Tool (Sold 1 per package)

For temporarily releasing the jaws of the Quick-Connect®SS Fitting to remove or adjust the position.

SSCBRT18 1/2" OD x 1 1/8" long, reusable.

STEP-BY-STEP INSTALLATION FOR METAL FRAMES

Installing the Standard 1/8" Cable System is easy. Just follow these simple steps:

TOOLS CHECKLIST

- Safety Glasses
- Work Gloves
- Pencil
- Measuring Tape
- Electric Drill
- Drill Bits
- Hammer
- Cable Cutters
- Vise-Grip Pliers
- 7/16" Wrench
- Electric Grinder with Grinding Disc & Cut-Off Disc
- Hacksaw or Electric Reciprocating Saw
- Cable Lacing Needle
- Feeney Tension Gauge

IMPORTANT NOTE: If using electric or pneumatic tools to tighten the Washer-Nuts, spin the nuts very slowly; otherwise, they will heat up, causing the threads to seize.

1

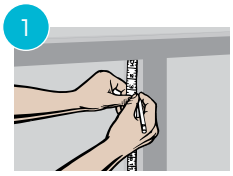

Mark drill hole locations on Posts.

To minimize Cable deflection, space Cables no more than 3" apart and have a Post or Vertical Spacer at least every 3 feet. Also, straight runs of Cable (no turns/dips) should not exceed 70 feet. Runs with corners (2 bends at most) should not exceed 40 feet. See Metal Frame Requirements on opposite page.

2

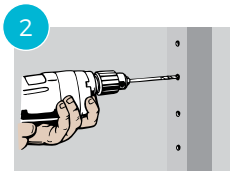

Drill holes in Posts. Hole diameter depends on Cable size and type of Fitting. See below.

Cable Size	Threaded Term. Post	Intermediate Posts	Quick-Connect Post
1/8"	5/16"	1/4"	3/8"

If desired, Quick-Connect®SS Posts may be through-drilled at 1/4" and then counterbored with the recommended Quick-Connect®SS drill to countersink the Fitting.

3

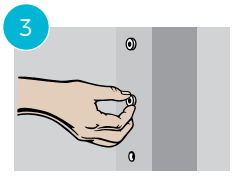

If using Isolation Bushings or Grommets (optional), insert them into their corresponding Post holes.

4

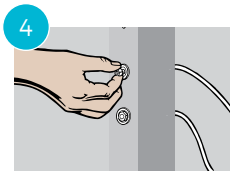

Insert the Threaded Terminal through the Terminal End Post and attach a Flat Washer and Snug-Grip® Washer-Nut. Spin the Nut 2 full turns. Strong resistance will be felt as the Snug-Grip® threads engage, so hold the Terminal shaft with pliers.

5

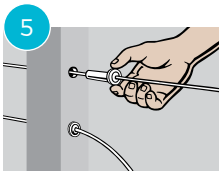

Lace the free end of the Cable through the Intermediate Posts and Quick-Connect®SS End Post. Slide on a Flat Washer and Quick-Connect® SS Fitting until they rest against the face of the Post. Use a Lacing Needle if snagging becomes a problem.

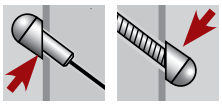

Use Beveled Washers for Stair termination Posts with angled holes. Available for Threaded Terminal and Quick-Connect® SS Fittings. Always install the Quick-Connect® SS Fittings in the top Stair Post to prevent rain water from running down the Cable into the Fittings.

6

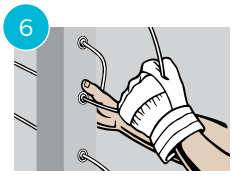

Hold the Quick-Connect®SS Fitting with one hand and pull the Cable tight with the other. The Fitting automatically locks when you release the Cable.

7

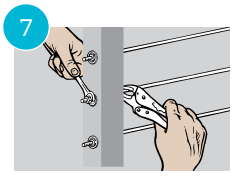

Tension the Cables by holding the Threaded Terminal shaft with Vise-Grip Pliers and spinning the Snug-Grip® Washer-Nuts with a Wrench. A Feeney Tension Gauge may be used to check uniform tension.

See tensioning sequence diagram at bottom left.

8

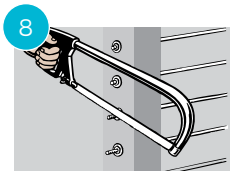

Use Hacksaw, Reciprocating Saw, or Electric Grinder with Cut-Off Disc to saw off the excess threads as close to the Snug-Grip® Washer-Nut as possible. Touch up with Electric Grinder. The special Snug-Grip® threads prevent the Nut from loosening.

9

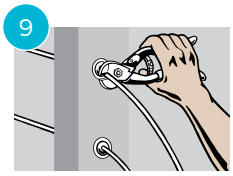

Use Cable Cutters or Electric Grinder with Cut-off Disc to trim the excess Cable. Grind flush the exposed Cable ends with an Electric Grinder.

10

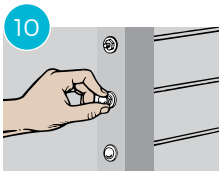

Snap on End Caps over the exposed Quick-Connect®SS Fittings and the Snug-Grip® Washer-Nuts. You're done.

SSCLEANER can be applied for lasting protection of Stainless Steel Cable and parts.

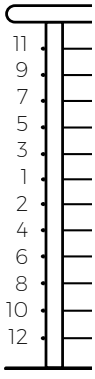

Recommended Cable tensioning sequence

*Offset drill holes at least 1/2" if you choose to have Cables terminating at a Single Pipe Post.

Cables can either terminate or run through Corner Posts.

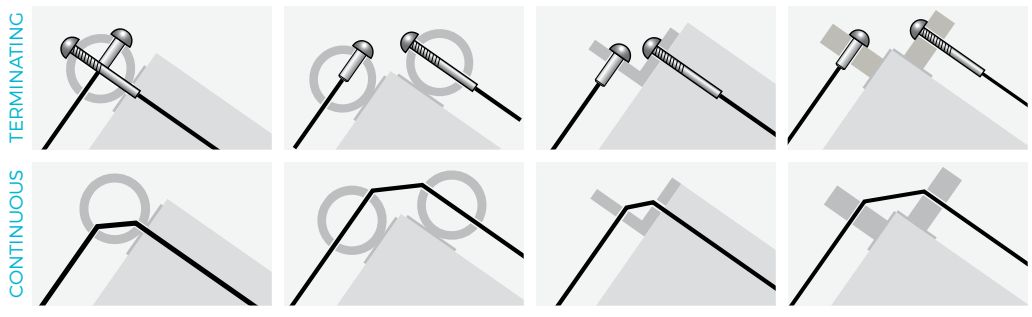

Metal Frame Requirements

Frames need to Support the tension of properly installed Cables.

They need to be designed and built strong enough for the end and Corner Posts to Support a load in excess of 300 lbs. for each Cable. Here are some basic guidelines to help you prepare your Railing frames for Cable infill.

Minimum sizes for all Corner and End Posts.

All other Posts should be sized as required for Cap Rail Support strength or for code.

FLAT BAR
2" Wide, 1" Thick

ANGLE IRON
2" Wide, 1/2" Thick

EXTRA STRONG PIPE
1 1/2" ID, 1 7/8" OD

SQUARE TUBE
2" Wide, 1/4" Thick

The Basic Frame Design

SPACING FROM WALLS: Set End Posts 3-4" away from the house/Wall face to allow access for attaching Cable end Fittings.

CAP RAIL: Always include a strong, rigid Cap Rail that is securely fastened to all Posts. Cap size is based on load strength needs and local code requirements. Set Railing height per local code.

END POSTS: Use minimum End Post sizes noted above, and securely Bolt or screw to Joists or Deck Surface.

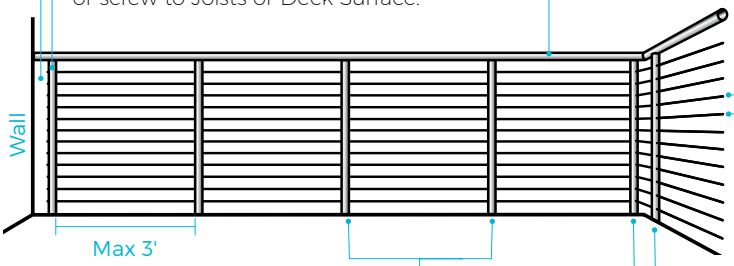

CABLE SPACING:
Maximum 3" apart.

MAXIMUM POST SPACING:
Space all Posts and Vertical Spacers (see below) a maximum of 3' apart to minimize any deflection that may occur if the Cables are ever forced apart.

INTERMEDIATE POSTS:
Size all Intermediate Posts as required for Cap Rail Support strength or for code.

DOUBLE CORNER POSTS: If possible, use Double Corner Posts to allow the Cable to run continuously through the corners without terminating (also see Single Corner Post option below). Securely Bolt or Screw Posts to Joists or Deck Surface, and use minimum Corner Post sizes noted above.

And Some Other Options

Vertical Spacers (Optional):

Slender Spacers may be used instead of some of the larger Intermediate Posts to achieve a more open Railing design. These are non-structural members and are only intended to maintain Cable spacing and minimize deflection. Examples are 1" Metal Tubing or 1/4" Flat Bar. Attach Spacers to the Cap Rail and either the Foot Rail, Deck Surface, or Joists.

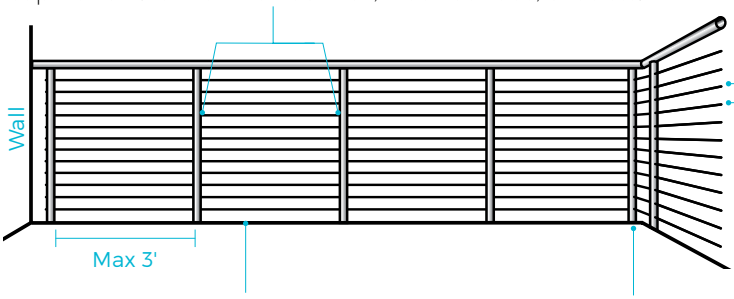

CABLE SPACING:
Maximum 3" apart.

FOOT RAILS (Optional):
Foot Rails should be spaced no more than 4" above the deck surface, or as required by local code, and should be sized as needed for Support strength and design appearance.

SINGLE CORNER POST (Optional):
In most cases with Single Corner Posts, Cables must be terminated. Exceptions are Angle Iron Posts or Tubular Metal Posts. When terminating on a Single Corner Post, be sure to offset the drill holes at least 1/2" to allow internal clearance for the Cable Fittings. Use minimum End Post sizes noted above and securely Bolt or Screw to Joists or Deck Surface.

IMPORTANT

For Railings, we recommend spacing the Cables no more than 3" apart and placing Posts or vertical members no more than 3' apart.

Please note that since building codes vary by province and city, our recommendations may not comply with code requirements in all areas.

Always consult with your local building department before starting your project.

CONSTRUCTION CHECKLIST

- [ ] Space Cables maximum 3" apart.
- [ ] Space Posts/ verticals maximum 3' apart.
- [ ] Observe minimum end/ corner Post sizes shown above.
- [ ] Securely fasten all Posts and Cap Rails.
- [ ] Carefully plan all termination and corner Posts for proper clearance, positioning, and maximum Cable run lengths.
- [ ] Straight runs of Cable (no turns/ dips) should not exceed 70'; runs with corner bends (2 bends at most) should not exceed 40'.

STEP-BY-STEP INSTALLATION FOR WOOD FRAMES

Installing the Standard 1/8" Cable System is easy. Just follow these simple steps:

TOOLS CHECKLIST

- Safety Glasses
- Work Gloves
- Pencil
- Measuring Tape
- Electric Drill
- 1/4", 5/16" & 3/8" Drill Bits
- Hammer
- Cable Cutters or Cut-Off Disc
- Vise-Grip Pliers
- 7/16" Wrench
- Electric Grinder & Disc
- Hacksaw
- Cable Lacing Needle
- Feeney Tension Gauge

1

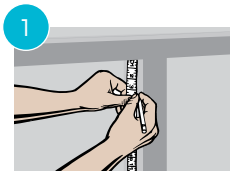

Mark drill hole locations on Posts.

To minimize Cable deflection, space Cables no more than 3" apart and have a Post or Vertical Spacer at least every 3 feet. See Wood Frame Requirements on opposite page.

2

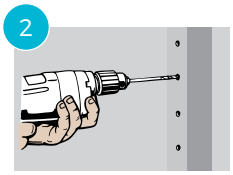

Drill 5/16" holes in one End Post for the Threaded Terminal Fitting, 3/8" holes in the other End Post for the Quick-Connect® Fitting, and 1/4" holes in all other Posts.

If desired, the Quick-Connect® Posts may be through-drilled with a 1/4" bit and then counterbored to 1 1/2" deep with a 3/8" bit to countersink the Fitting.

3

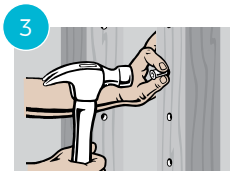

Insert Protector Sleeves at necessary locations.
Tap in until flush.

See Special Parts section below.

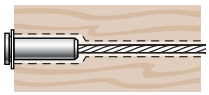

4

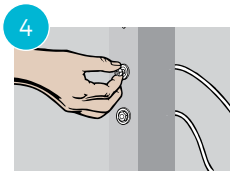

Insert the Threaded Terminal through the Terminal End Post and attach a Flat Washer and Snug-Grip® Washer-Nut. Spin the Nut 2 full turns. Strong resistance will be felt as the Snug-Grip® threads engage, so hold the Terminal shaft with pliers.

5

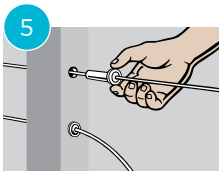

Lace the free end of the Cable through the Intermediate Posts and Quick-Connect® End Post. Slide on a Flat Washer and Quick-Connect® Fitting until they rest against the face of the Post. Use a Lacing Needle if snagging becomes a problem.

Use Beveled Washers for Stair termination Posts with angled holes. Available for Threaded Terminal and Quick-Connect® SS Fittings. Always install the Quick-Connect® SS Fittings in the top Stair Post to prevent rain water from running down the Cable into the Fittings.

6

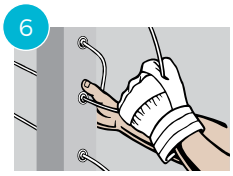

Hold the Quick-Connect®SS Fitting with one hand and pull the Cable tight with the other. The Fitting automatically locks when you release the Cable.

7

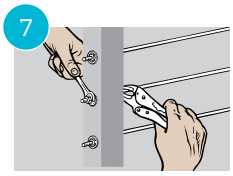

Tension the Cables by holding the Threaded Terminal shaft with Vise-Grip Pliers and spinning the Snug-Grip® Washer-Nuts with a Wrench. A Feeney Tension Gauge may be used to check uniform tension.

See tensioning sequence diagram at bottom left.

8

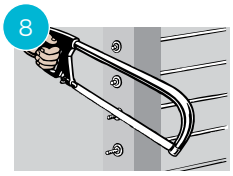

Use Hacksaw, Reciprocating Saw, or Electric Grinder with Cut-off Disc to saw off the excess threads as close to the Snug-Grip® Washer-Nut as possible. Touch up with Electric Grinder. The special Snug-Grip® threads prevent the Nut from loosening.

9

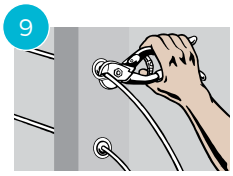

Use Cable cutters or Electric Grinder with Cut-off Disc to trim the excess Cable. Grind flush the exposed Cable ends with an Electric Grinder.

10

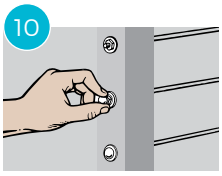

Snap on End Caps over the exposed Quick-Connect®SS Fittings and the Snug-Grip® Washer-Nuts. You're done.

SSCLEANER can be applied for lasting protection of Stainless Steel Cable and parts.

Recommended Cable tensioning sequence.

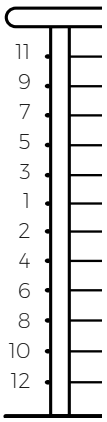

Special parts for special situations

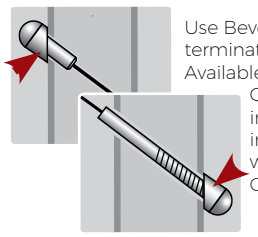

Use Beveled Washers for Stair termination Posts with angled holes. Available for both Threaded Terminal & Quick-Connect® Fittings. Always install the Quick-Connect® Fitting in top Stair Post to prevent rain water from running down the Cable into the Fittings.

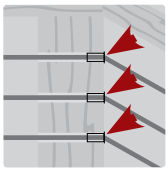

Protector Sleeves prevent abrasion at angled transitions on Wood Posts (e.g., Stair transition Posts or outside faces of Double Corner Posts). Fits 1/4" diameter drill holes.

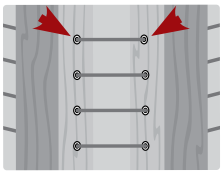

Cables can either terminate or run through Corner Posts.

TERMINATING

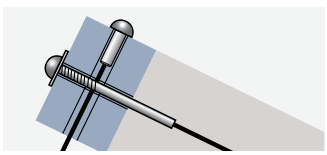

SINGLE WOOD POST
Offset drill holes at least 1/2".

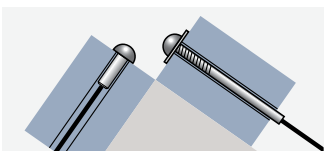

DOUBLE WOOD POST

CONTINUOUS

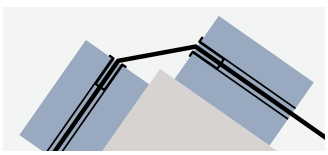

DOUBLE WOOD POST

Wood Frame Requirements

Frames need to Support the tension of properly installed Cables.

They need to be designed and built strong enough for the End and Corner Posts to Support a load in excess of 300 lbs. for each Cable. Here are some basic guidelines to help you prepare your Railing frames for Cable infill.

Minimum Post Sizes

END AND CORNER POSTS: The End and Corner Posts are the Cable termination/transition Posts and Support the full load of the Taut Cables; therefore, the minimum recommended size for these critical Posts is standard 4 x 6 Wood.

INTERMEDIATE POSTS: The remaining Intermediate Posts do not Support any tension load since the Cables pass straight through, so they can be sized as required for Cap Rail Support or for code.

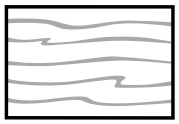

4 x 6 WOOD
3 1/2" Wide, 5 1/2" Thick

The Basic Frame Design

SPACING FROM WALLS: Always set End Posts 3"-4" away from the house/wall face to allow access for attaching Cable end Fittings.

END POSTS: Use minimum 4 x 6 size Wood, and securely Bolt or Lag to Joists or Deck Structure.

CAP RAIL: Always include a strong, rigid Cap Rail that is securely fastened to all Posts. Minimum recommended size is 2x6 Wood. Set Railing height per local code.

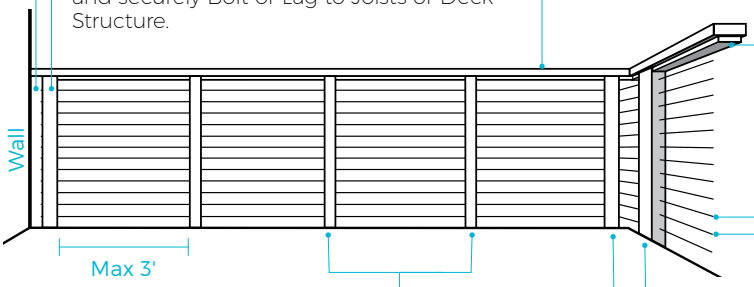

WOOD BLOCKING: Underneath the Cap Rail, attach minimum 1" x 4" Wood blocking between Posts to provide additional lateral reinforcement to the Posts so that they won't pull out of plumb when the Cables are tensioned.

CABLE SPACING:
Maximum 3" apart.

MAXIMUM POST SPACING: Space all Posts and Vertical Spacers (see below) a maximum of 3' apart to minimize any deflection that may occur if the Cables are ever forced apart.

INTERMEDIATE POSTS: Size all Intermediate Posts as required for Cap Rail Support strength or for code.

DOUBLE CORNER POSTS: If possible, use Double Corner Posts to allow the Cable to run continuously through the corners without terminating (also see single Corner Post option below). Securely Bolt or lag Posts to joists or deck structure, and use minimum 4 x 6 size Wood.

And Some Other Options

VERTICAL SPACERS (Optional): Slender Spacers may be used instead of some of the larger Intermediate Posts to achieve a more open Railing design. These are non-structural members and are only intended to maintain Cable spacing and minimize deflection. Typical examples are 2" x 2" Wood Strips, Copper Tubing. Attach them to the Cap Rail and either the Foot Rail, Deck Surface, or Joists.

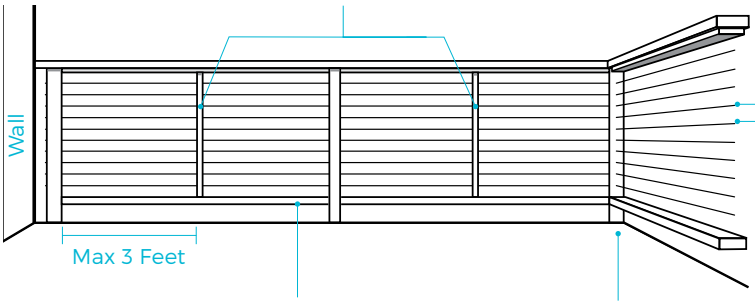

CABLE SPACING:
Maximum 3" apart.

FOOT RAILS (Optional): Recommend minimum 2 x 4 size Wood spaced no more than 4" (or as per code) above the deck surface.

SINGLE CORNER POST (Optional): Cables must be terminated at the corners if Single Posts are used. Use minimum 4 x 6 size Wood and securely Bolt or lag to joists or deck structure. Be sure to offset the Cable drill holes by at least 1/2" to allow internal clearance for the Cable Fittings.

IMPORTANT

For Railings, we recommend spacing the Cables no more than 3" apart and placing Posts or vertical members no more than 3' apart.

Please note that since building codes vary by province and city, our recommendations may not comply with code requirements in all areas.

Always consult with your local building department before starting your project.

CONSTRUCTION CHECKLIST

- [ ] Space Cables maximum 3" apart.
- [ ] Space Posts/ verticals maximum 3' apart.
- [ ] Use minimum 4 x 6 size Wood for all end and corner Posts
- [ ] Securely fasten all Posts and Cap Rails.
- [ ] Carefully plan all termination and corner Posts for proper clearance, positioning, and maximum Cable run lengths.
- [ ] Straight runs of Cable (no turns/ dips) should not exceed 70'; runs with corner bends (2 bends at most) should not exceed 40'.

Installation Videos

QUICK-CONNECT® CABLE HARDWARE

We've taken our automatic-locking-jaw design from our original Quick-Connect® Fitting and applied it to an entire line of Cable End Fittings. Now, you can select from a wide variety of sleek and versatile Cable End Fittings that offer the flexibility of assembling Cables in the field and the simplicity, speed, and gripping power of our Quick-Connect® Jaws: no more cumbersome crimp tools or time-consuming wedge-type compression Fittings. Simply trim your Cable to length, push the end into the Quick-Connect® Fitting, and the Spring-Loaded Jaws automatically engage. You're ready to go! Made from Marine Grade 316 Stainless Steel for weather-tough durability, low maintenance, and lasting beauty. Fittings also come with a silicone protection seal pre-inserted into the end, providing added protection against dirt and debris entering the body of the Fitting. If necessary, a reusable release tool is available to disengage and remove or re-adjust the Fitting (see **SSCBRT18** pg 136).

So Easy



1 Trim Cable to length.

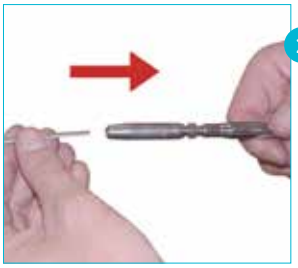

2 Insert Cable into Fitting.

3 Jaws lock.

2 Types of Quick-Connect® Fittings



Fixed End Fittings

- Non-Adjustable end termination Fittings, sometimes referred to as "dead ends."
- Have no tensioning Capabilities.
- Each Fixed End Fitting must be paired with at least one Tension Adjustment Fitting.



Swivel Tension Adjustment Fittings

- Include Turnbuckles and Swivel Fittings that are used to tighten the Cable lines.
- Tension is adjusted by spinning the tubular body on the Turnbuckles and Swivel Fittings.
- Tension Adjustment Fittings can be paired with either a Fixed End Fitting or another Tension Adjustment Fitting.

QUICK-CONNECT® FITTINGS • 316 Grade Stainless Steel

Fixed End Fittings

Quick-Connect® LAG

- Screws into the face of a Wood Post or Wall using a Hanger Bolt with lag thread (included).
- Typically paired with a Quick-Connect® Lag Swivel Turnbuckle.

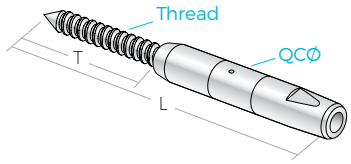

Part #	CableØ	Thread	T	L	QCØ	Pilot DrillØ
SSCBQCLAG	1/8"	1/4" lag	2"	4 1/4"	7/16"	*7/64"

*Drill pilot hole slightly larger if using hardwood Posts.

Quick-Connect® Pivot

- Screws into the face of a Wood Post or Wall using a Hanger Bolt with lag thread (included).
- 180˚ pivoting allows for angled Stair terminations.
- Typically paired with a Quick-Connect® Pivot Swivel Turnbuckle.

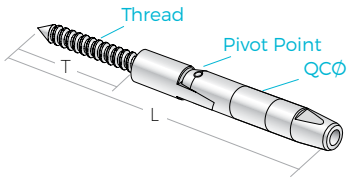

Part #	CableØ	Thread	T	L	QCØ	Pilot DrilØ
SSCBQCP18	1/8"	1/4" lag	2"	4 3/8"	7/16"	*7/64"

*Drill pilot hole slightly larger if using hardwood Posts.

Tension Adjustment Fittings

Quick-Connect® LAG Swivel Turnbuckle

- Screws into the face of a Wood Post or Wall using a Hanger Bolt with lag thread (included).
- Typically paired with a Quick-Connect® Lag or another Quick-Connect® Lag Swivel Turnbuckle.

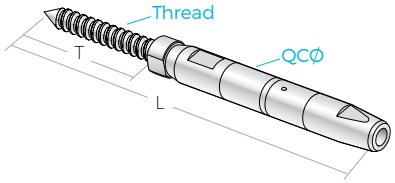

Installation Video

Part #	CableØ	Thread	T	L Closed (Open)	QCØ	Pilot DrillØ
SSCBQCLAG1	1/8"	1/4" lag	2"	5 1/4" (5 3/4")	7/16"	*7/64"

*Drill pilot hole slightly larger if using hardwood Posts.

Quick-Connect® Pivot Swivel Turnbuckle

- Screws into the face of a Wood Post or Wall using a Hanger Bolt with lag thread (included).
- 180˚ pivoting allows for angled Stair terminations.
- Typically paired with a Quick-Connect® Pivot or another Quick-Connect® Pivot Swivel Turnbuckle.

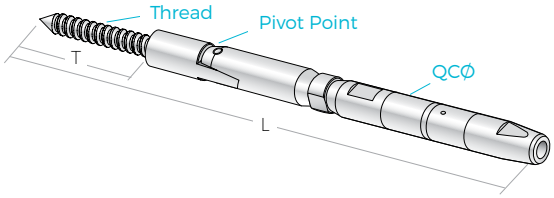

Installation Videos

Part #	CableØ	Thread	T	L Closed (Open)	QCØ	Pilot DrilØ
SSCBQCPST18	1/8"	1/4" lag	2"	7" (7 3/4")	7/16"	*7/64"

*Drill pilot hole slightly larger if using hardwood Posts.

The Original! Quick-Connect® SS

- Fits into a hole drilled in End Post, and the lip rests against the outside Post face.
- Design allows the Cable to pass entirely through the Fitting in one direction only; any excess Cable is trimmed.
- Use Beveled Washers **SSCBBW3834** or **SSCBBW93234** (pg 136) for angled Stair termination and Flat Washers for added bearing surface on Wood Posts.
- Exposed end is covered with Coloured End Caps **SSCBECBL** or Stainless End Caps **SSCBECSSDO**, **SSCBECSSCH** (pg 135).
- Can be paired with any Tension Adjustment Fitting.

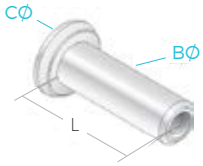

Part #	CableØ	CØ	BØ	L	DrillØ
SSCBQC18	1/8"	5/8"	3/8"	1 1/8"	3/8"

CableRail® Coils (1x19 Construction)

SSCB18100 **SSCB18250**

Part #	CableØ	L	Grade
SSCB18100	1/8"	100'	SS316
SSCB18250	1/8"	250'	SS316

The swivel line of turnbuckles have a special swiveling body that's integrated with the Quick-Connect® Fitting, creating a shorter overall turnbuckle design with a sleek appearance and fewer exposed threads. Machined flats allow wrenches to securely grip and spin the body to adjust tension without marring the polished surface. Swivel turnbuckles are perfect for short to medium-length Cable runs.

CableRail® Conceal Kit

CABLERAIL® GETS EVEN SLEEKER!

Introducing the new CableRail® Conceal Kit. This easy to install Cable railing system provides an alternative solution to our Original CableRail® Kits for customers looking for the look and feel of a lower profile of the End Posts.

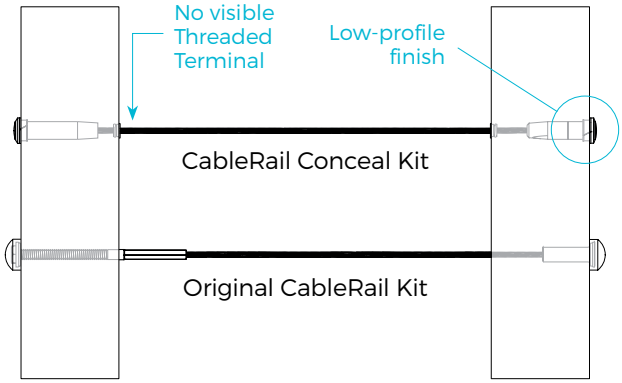

- A beautiful low profile alternative to our Original CableRail® kits.
- Creates a similar look on both ends of the assembly with no visible Threaded Terminal end.
- Uses a specially designed tension Fitting on one end and a QuickConnect® Fitting on other end for easy installation.
- Sold as assemblies in 5' increments from 5'-30'.
- Available for 1/8" diameter Cable only.

End Caps in Black and Silver

• Images are for illustration purposes only. Consult with your local building authority.

CableRail® Conceal Kit

PART #	Length
SSCBCONKIT5	5'
SSCBCONKIT10	10'
SSCBCONKIT15	15'
SSCBCONKIT20	20'
SSCBCONKIT25	25'
SSCBCONKIT30	30'

Tools & Accessories

Sold Seperately

Conceal Tool Kit

SSCBCONCRKIT

1 T-handle Wrench.

2 9/16" Ratcheting Box Wrench.

3 Star Driver Tool **(SSCBCONSTAR)**. In Kit or sold separately. Required for installation.

CableRail Conceal Cap Removal Tool

SSCBCONCRT

CableRail Conceal End Cap

PART #	Finish
SSCBCONECBL	Black
SSCBCONECSS	Silver

CABLERAIL CONCEAL APPLICATION FOR WOOD

Level Application

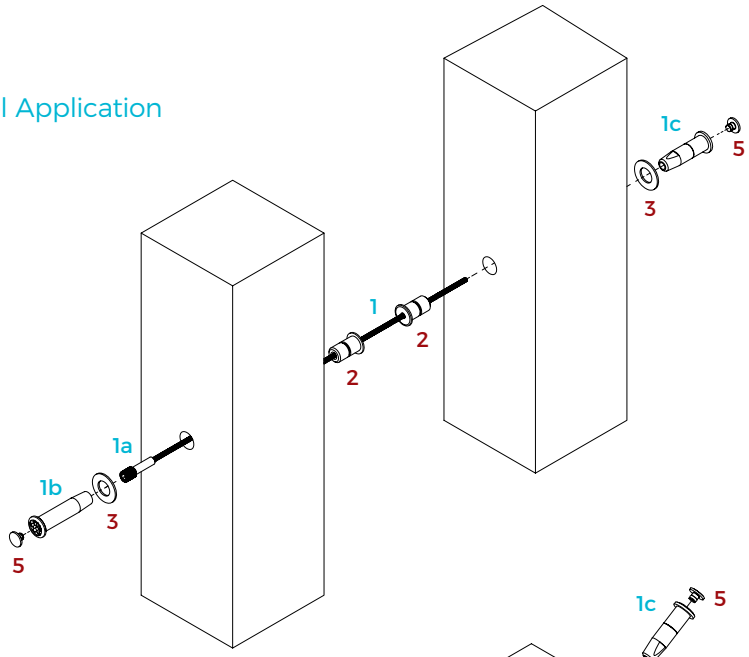

Stair Application

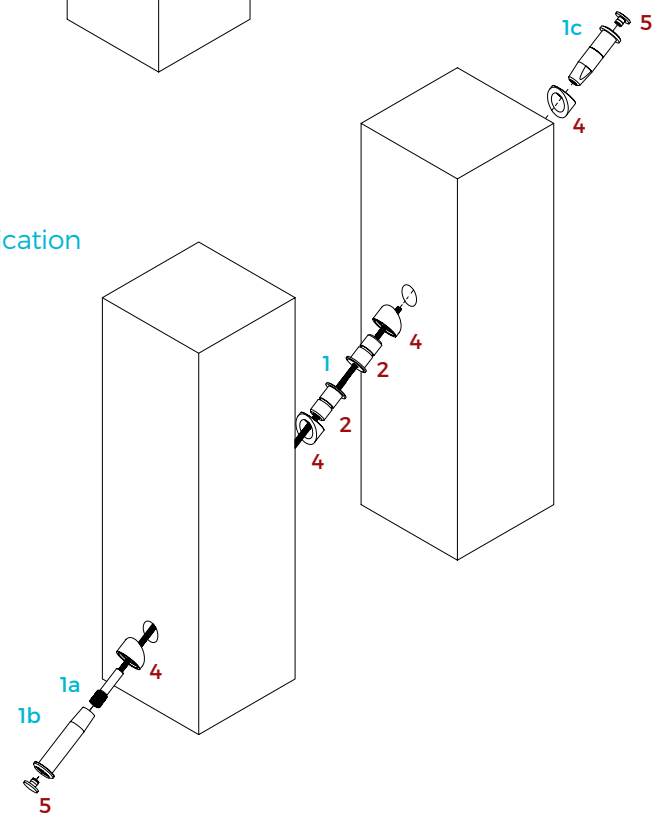

1 CableRail Conceal Kit:

1a 1/8" diameter Cable with swaged CR Conceal Terminal.

1b CR Conceal Receiver.

1c CR Conceal Quick-Connect®.

Accessories (Sold Separately)

2 SSCBCONBIW Bushing for Wood.

3 SSCBCONFWL Flat Washer for Level application.

4 SSCBCONBWS Bevelled Washer for Stair application.

5 SSCBCONECSS CableRail® Conceal Cap.

DesignRail® Kits by feeney®

MODULAR ALUMINUM RAILING KITS

Create beautiful Railings inside and out with DesignRail® Kits. Installation is fast and easy with our modular kits and CableRail® Stainless Steel infill.

Design Your Own Railing

These **SPECIAL ORDER** Rail and Post Kits feature 6000 series Aluminum and AAMA-2604 Powder Coated finishes for long lasting beauty and durability, and are available for 36" and 42" high Railings. Your Railing system will require specific quantities and types of kits and parts depending on the configuration of your project.

Design Your Own Railing

Rail Kits

- **LR** Level Rail Kit.
- **SR** Stair Rail Kit.

Level Post Kits

- **IN** Intermediate Post Kit.
- **TT** Threaded Terminal Post Kit.
- **QC** Quick-Connect® Post Kit.
- **SC** Single Corner Post Kit.
- **NR** Newel Termination Post Kit (Right).
- **NL** Newel Termination Post Kit (Left).
- **NP** Newel Passthrough Post Kit.

Stair Post Kits

- **INS** Intermediate Stair Post Kit.
- **TTS** Threaded Terminal Stair Post Kit.
- **QCS** Quick-Connect® Stair Post Kit.

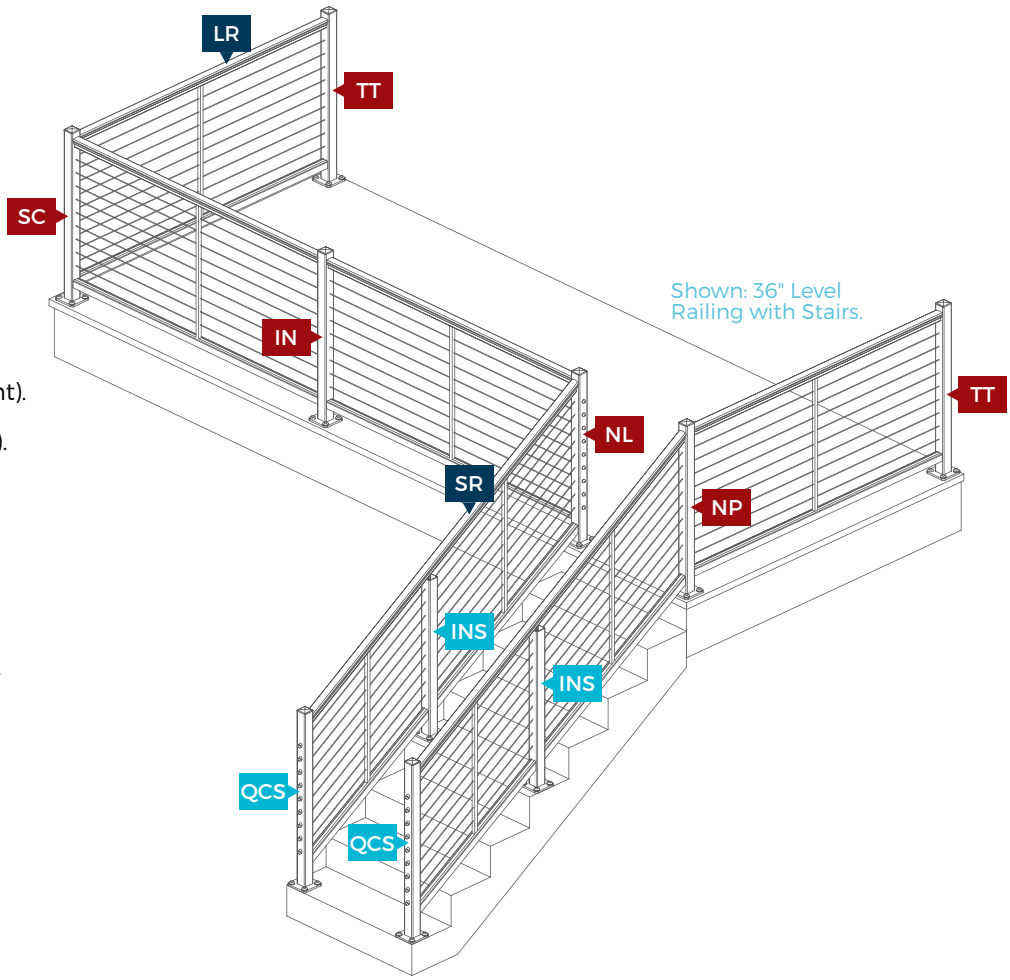

Shown: 36" Level Railing with Stairs.

Transitioning to Stairs with a Newel Passthrough Post.



36" RAILINGS

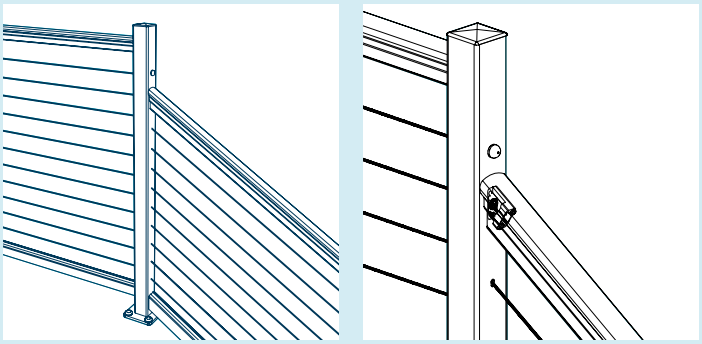

42" RAILINGS
Terminate the top two Cable Runs because of the change in height.

Sample Project

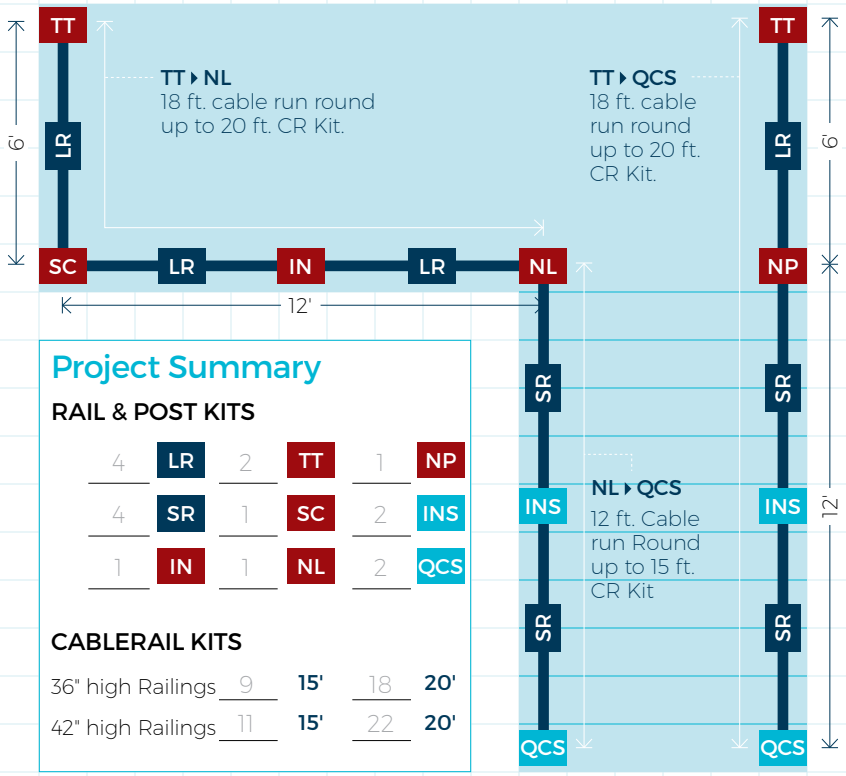

Project Summary

RAIL & POST KITS

4	LR	2	TT	1	NP
4	SR	1	SC	2	INS
1	IN	1	NL	2	QCS

CABLERAIL KITS

36" high Railings	9	15'	18	20'
42" high Railings	11	15'	22	20'

Design Your Project

STEP 1: Sketch your layout.

STEP 2: Select your height 42" 36".

STEP 3: Select your Rail & Post Kits.

	LR		NP
	SR		NL
	IN		NP
	TT		INS
	QC		TTS
	SC		QCS

STEP 4: Select your CableRail Kits.
Use 9 CableRail Kits per run for 36" systems and 11 for 42" systems.

	5'		25'
	10'		30'
	15'		40'
	20'		50'

Installation Tips

- Position Posts 3 to 3 3/4" away from a Wall for easier installation of Cables.
- Max. 6' between major Posts (Quick-Connect®, Threaded Terminal, Intermediate, and Newel Posts).
- Use an Intermediate Picket (included in the Rail Kit) at least every 3' to reduce Cable deflection.
- Use End Caps (sold separately) for a finished look.
- Use Beveled Washers (sold separately) on the Cable End Fittings to create a flat bearing surface on Stairs.
- Use Rail Cut Kits (sold separately) if you are dividing the Rail Kits to create multiple shorter length Rails.
- Use Isolation Bushings (sold separately) in each Post when installing in a harsh environment, such as near salt water.

Post Kits

MB PVD Matte Black

TB Powder Coated Texture Black

Each Post Kit includes a Post with a pre-attached Base Plate, a Post Cap, and Mounting Screws with Caps. All Posts come pre-drilled for the Cable Fittings or for Cables to pass through, and can accommodate Isolation Bushings when required. Stair Posts are pre-drilled at an angle to accommodate a Stair slope of between 29 and 34 degrees. Level Post Kits are available for Railings in two heights: 36" with 9 Cable holes, or 42" with 11 Cable holes. Stair Post Kits are available for 36" Stair Railings. Isolation Bushings are recommend for installations in harsher climates, such as areas near salt water.

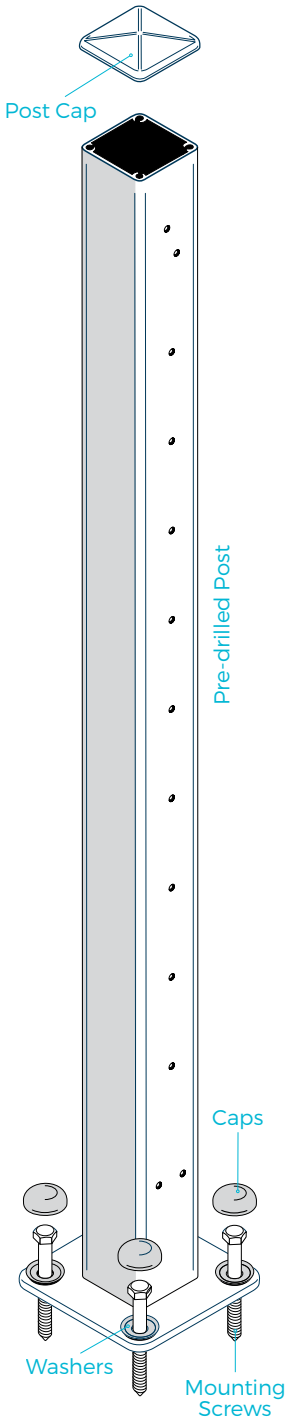

36" Post shown

Level Posts

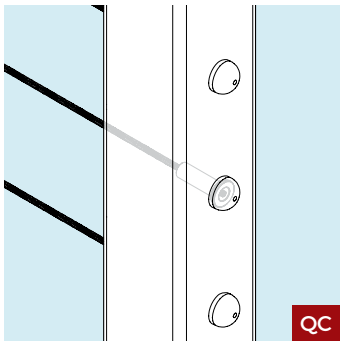

Quick-Connect® End Post Kit

Pre-drilled for CableRail® Quick-Connect® End Fittings.

PART #	Height
SSDRKQC36	36"
SSDRKQC42	42"

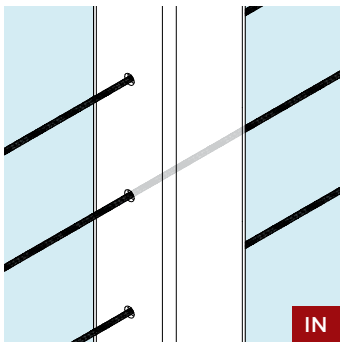

Intermdiate Post Kit

Pre-drilled for Cable to pass through.

PART #	Height
SSDRKIN36	36"
SSDRKIN42	42"

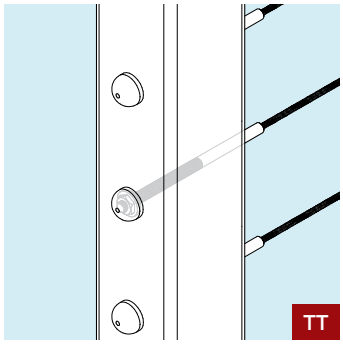

Threaded Terminal End Post Kit

Pre-drilled for CableRail® Threaded Terminal End Fittings.

PART #	Height
SSDRKTT36	36"
SSDRKTT42	42"

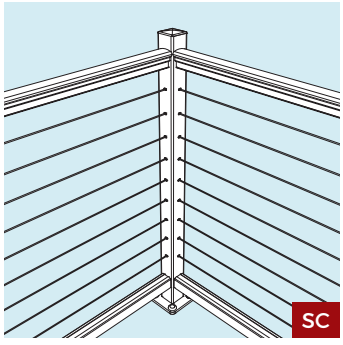

Single Corner Post Kit

Specially designed for use at corners. Pre-drilled for CableRail® to run continuously through the Post.

PART #	Height
SSDRKSC36	36"
SSDRKSC42	42"

Level to Stair Posts

Newel Termination Post Kit Right

Designed for Level to Stair Railing transitions that have a right 90 degree turn from the Stairs. Use Quick-Connect® Fitting in level holes and Threaded Terminal Fitting in angled holes.

PART #	Height
SSDRKNR36	36"
SSDRKNR42	42"

Newel Termination Post Kit Left

Designed for level to Stair Railing transitions that have a left 90 degree turn turn from the Stairs. Use Quick-Connect® Fitting in level holes and Threaded Terminal Fitting in angled holes.

PART #	Height
SSDRKNL36	36"
SSDRKNL42	42"

Newel Passthrough Post Kit

Designed for Level to Stair Railing transitions where Cables continue through.

PART #	Height
SSDRKNP36	36"
SSDRKNP42	42"

Stair Posts

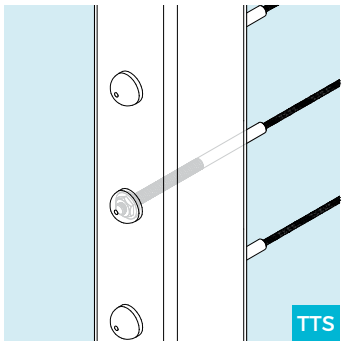

Threaded Terminal Stair End Post Kit

Pre-drilled for CableRail® Threaded Terminal End Fittings.

PART #	Height
SSDRKTTS36	36"

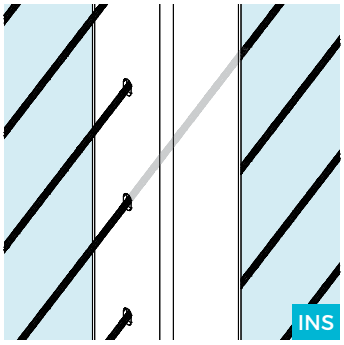

Intermediate Stair Post Kit

Pre-drilled for Cable to pass through. Includes a Post Adapter for connecting two Stair Rail Kits.

PART #	Height
SSDRKINS36	36"

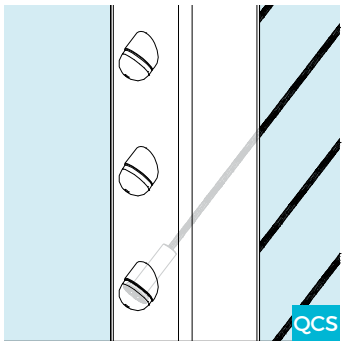

Quick-Connect® Stair End Post Kit

Pre-drilled for CableRail® Quick-Connect® End Fittings.

PART #	Height
SSDRKQCS36	36"

Rail Kits

Rail Kits contain the Rails that run between the Posts. Each kit includes a 6 ft. Top and Bottom Rail, a pre-drilled Intermediate Picket, and all necessary attachment hardware. Top and Bottom Rails can be trimmed to exact length and Stair slope in the field. Use Rail Cut Kits if cutting a single Rail Kit for use in multiple smaller sections. Rail Kits can be used with DesignRail® Post Kits or between your own Wood Posts.

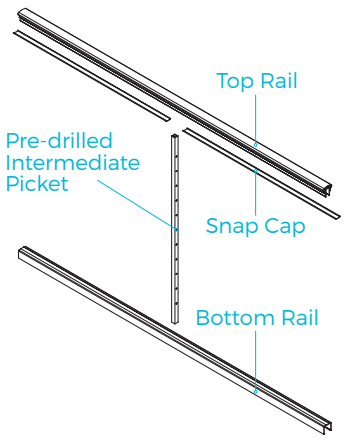

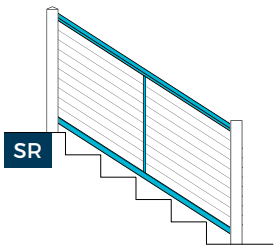

Level Rail Kit

PART #	Height	Attachment Hardware
SSDRKLR36	36"	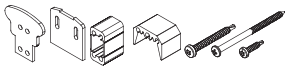
SSDRKLR42	42"	

Stair Rail Kit

PART #	Height	Attachment Hardware
SSDRKSR36	36"	



Base Plate Covers

These easy to install 2 piece Covers conceal the Lag Screw heads and Post Base Plates to give the Railing a beautiful finishing touch. Great for retrofitting existing DesignRail® installations too.

PART #	Finish
SSDRAPCB	PVD Matte Black
SSDRAPCTB	Powder Coated Texture Black

Isolation Pad

High density Neoprene Pads that protect Posts and Base Plates from chemical corrosion that may be caused by contact with concrete or pressure treated Wood surfaces.

PART #	Finish
SSDRAIPAD	NA

Touch-Up Paint

Color matched to help cover small abrasions

PART #	Finish
SSDRAPAINTB	PVD Matte Black

Rail Cut Kits

Use Rail Cut Kits when cutting a Single Rail Kit into multiple parts for smaller Railing sections, reducing costs and wasted material.

PART #	Finish
SSDRARCLVL	PVD Matte Black
SSDRARCSTR	PVD Matte Black

Isolation Bushings

Use Isolation Bushings in pre-drilled CableRail® holes when installing a Railing in areas with harsher environments.

PART #	Description	Usage
SSDRAIBINT	22/pk	For Intermediate Posts.
SSDRAIBTT	22/pk	For Threaded Terminal Posts.
SSDRAIBQC	22/pk	For Quick Connect Posts.
SSDRAIBTTS + SSDRAIBQC		For Newel Termination Posts (left and right).
SSDRAIBTTS	18/pk	For Threaded Terminal Stair Posts.
SSDRAIBQCS	18/pk	For Quick Connect Stair Posts.
SSDRAIBSCIS	22/pk	For Single Corner, Intermediate Stair, & Newel Passthrough Posts.

Balusters

Images are for illustration purposes only. Consult with your local building authority.

COLOURED STAINLESS STEEL COLLECTION

The latest in contemporary Balusters and accessories.

Add a splash of colour to your staircase with our Stainless Steel coloured line. Available in Square or Round.

To see our full line of Balusters, please pick up a copy of our STYLES Catalogue or scan the code below to view online.

Square 1/2" Coloured Stainless Steel Tube

Balusters

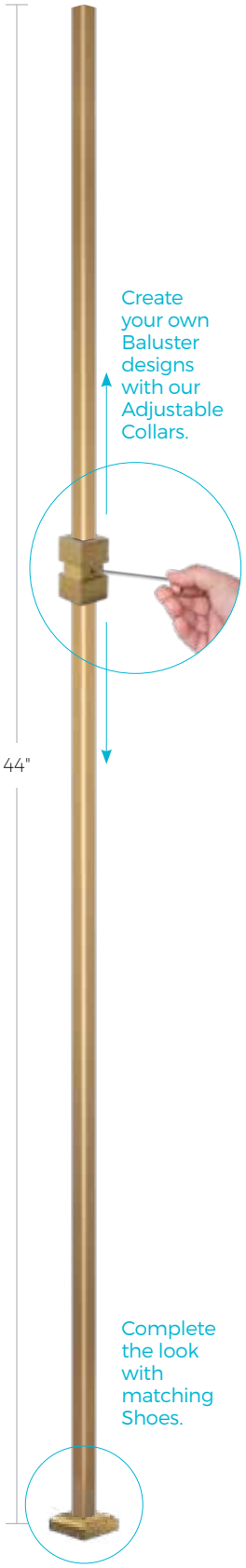

SSBSQ1244TG
PVD Brushed Gold

SSBSQ1244TSB
PVD Brushed Bronze

SSBSQ1244TGB
PVD Brushed Graphite Black

Collars

REGISTERED PATENT PRODUCT

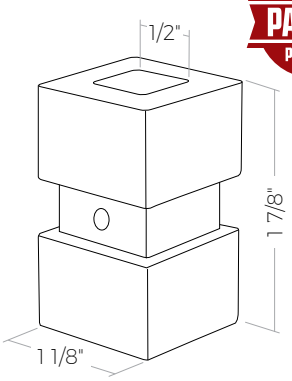

PSMC112SSSG
PVD Brushed Gold

PSMC112SSSSB
PVD Brushed Bronze

PSMC112SSSGB
PVD Brushed Graphite Black

*Industrial design patent registered. NO.187510.

Shoes

REGISTERED PATENT PRODUCT

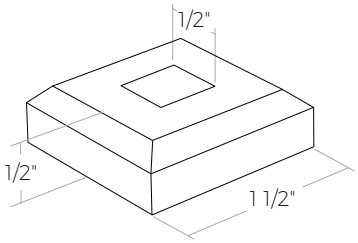

SSSH1239G
PVD Brushed Gold

SSSH1239SB
PVD Brushed Bronze

SSSH1239GB
PVD Brushed Graphite Black

*Industrial design patent registered. NO.156698.

Round 5/8" Coloured Stainless Steel Tube

Balusters



SSB5844TG
PVD Brushed Gold

SSB5844TSB
PVD Brushed Bronze

SSB5844TGB
PVD Brushed Graphite Black

Collars

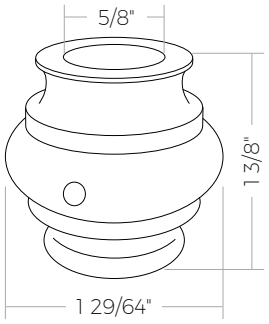

683RSS58G
PVD Brushed Gold

683RSS58SB
PVD Brushed Bronze

683RSS58GB
PVD Brushed Graphite Black

Shoes

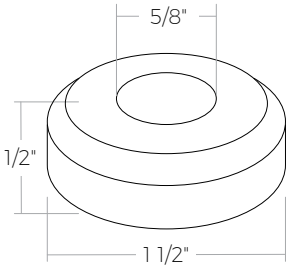

SSSHRD58G
PVD Brushed Gold

SSSHRD58SB
PVD Brushed Bronze

SSSHRD58GB
PVD Brushed Graphite Black

*Industrial design patent registered. NO.157438.

LumaRail™

LED HANDRAIL SYSTEM

 · Images are for illustration purposes only. Consult with your local building authority.

ADD SAFETY AND BEAUTY INSIDE YOUR HOME.

LumaRail™ combines our Hardware Kit and Electrical Kit for 4877mm (16 ft.) of LED lighting for your choice of Handrail.

Hardware is SS316 Stainless Steel, and is available in Satin (S) and PVD Brushed Graphite Black (GB) finishes.

Electrical Kit is certified for Interior applications only.

All items can be purchased separately to accommodate desired length of Handrail.

Consult an electrician before installing.

LumaRail™ LED Handrail System

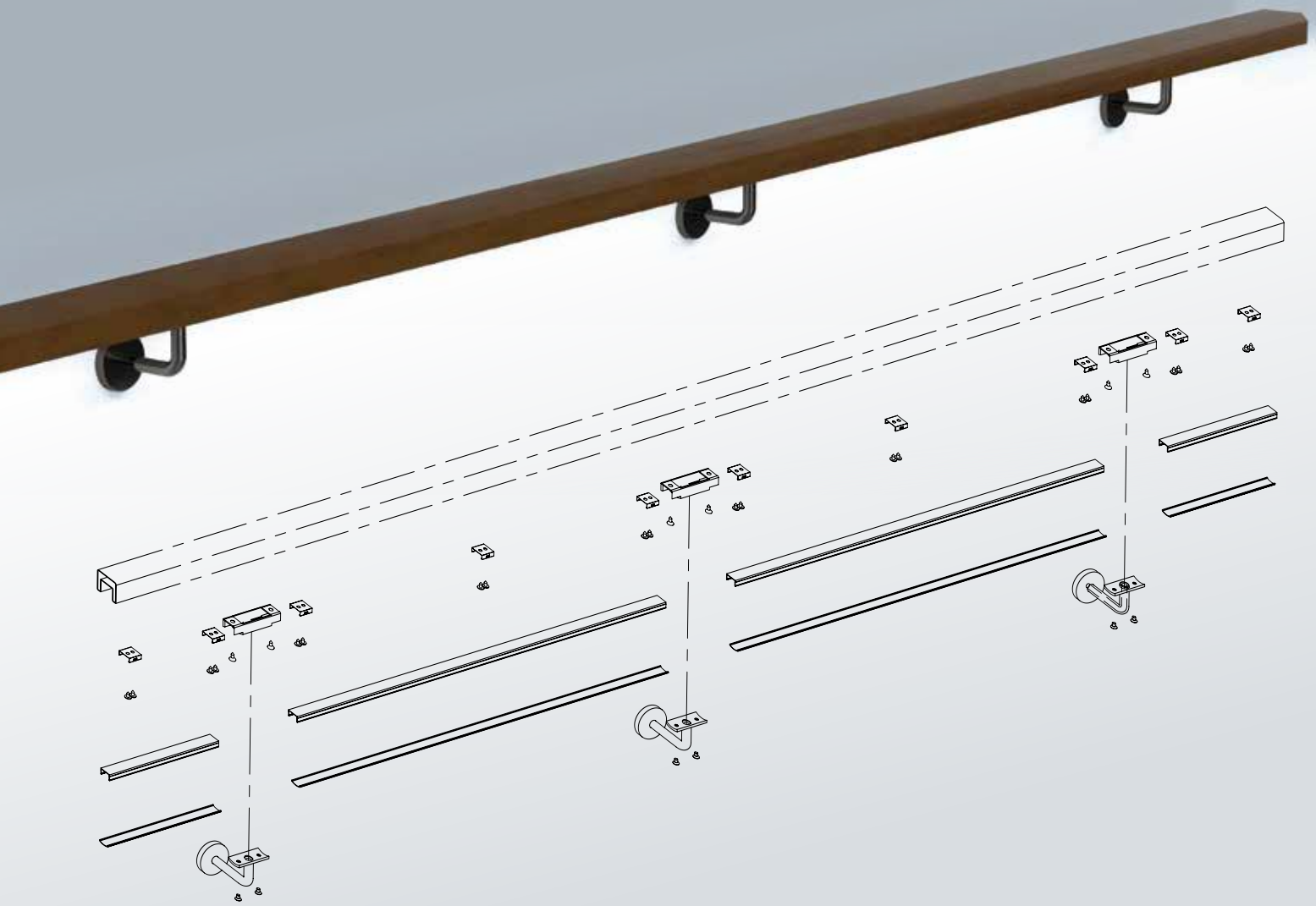

Hardware Kit fits all Handrail profiles with a minimum of 24 x 24mm slot.

HANDRAIL OPTIONS (Not Included):

Stainless Steel

SSUTRND4240	Round
SSUTSQ40000	Square
SSUTREC400	Rectangle
SSUTREC600	Rectangle

Wood (Oak)

WH4134324GO	Rectangle

Aluminum

SSUTALR0CA	Round Brushed Clear Anodized Aluminum.
SSUTALR0B	Round Brushed Black Anodized Aluminum.
SSUTALS0CA	Square Brushed Clear Anodized Aluminum.
SSUTALS0B	Square Brushed Black Anodized Aluminum.

Handrail Adapter Kit (**SSUTALT5**) required to attach Aluminum Cap Rails to Handrail Brackets. See page 100 for more details.

S Satin Stainless Steel | GB PVD Brushed Graphite Black

Hardware Kit (SSL1KIT)

Includes hardware for 4877mm (16 ft.) of LED lighting. Material is 316 Grade Stainless Steel.

SSL1WB101S
(x6) Adapter

SSWB111416S
(x4) Solid Wall Bracket 3" x 2"

SSL1WB100S
(x2) Wiring Wall Bracket 3" x 2"
Can be installed closer to available power supplies.

SSL1WB101GB
(x6) Adapter

SSWB111416GB
(x4) Solid Wall Bracket 3" x 2"

SSL1WB100GB
(x2) Wiring Wall Bracket 3" x 2"
Can be installed closer to available power supplies.

Electrical Kit (SSL2KITELEC) Supplies 16 ft. of lighting.

SSL2LED1
(x1) LED Strip 4200 K (Daylight)

SSL2LED2
(x1) 24V Power Supply (Dimmable)

SSL2LED3
(x1) LED Cable Connector Kit

SSL2LED4
(x4) Mounting Clips

SSL2LED5
(x2) LED Enclosure (8 ft.)
*Sold separately as individual 8' lengths.

SSUTALT5
Handrail Adapter Kit

Glass Panels

 · Images are for illustration purposes only. Consult with your local building authority.

Glass Panels

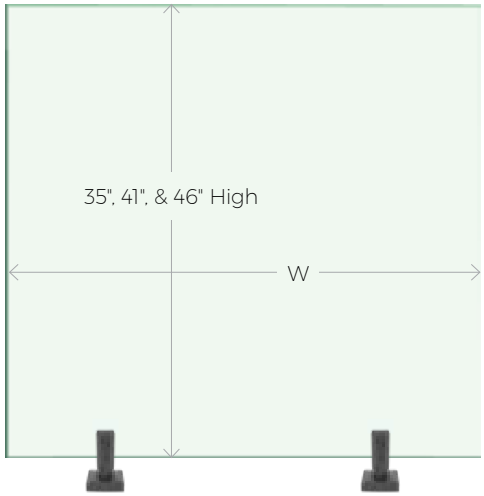

PLAIN PANEL

35" High x W

PART #	W
GGT123530	30"
GGT123532	32"
GGT123534	34"
GGT123536	36"
GGT123538	38"
GGT123540	40"
GGT123542	42"
GGT123544	44"
GGT123546	46"
GGT123548	48"
GGT123550	50"
GGT123554	54"
GGT123560	60"
GGT123572	72"



Glass Profile

41" High x W

PART #	W
GGT124112	12"
GGT124116	16"
GGT124118	18"
GGT124120	20"
GGT124122	22"
GGT124124	24"
GGT124126	26"
GGT124128	28"
GGT124130	30"
GGT124132	32"
GGT124134	34"
GGT124136	36"
GGT124138	38"
GGT124140	40"
GGT124142	42"
GGT124144	44"
GGT124146	46"
GGT124148	48"
GGT124150	50"
GGT124152	52"
GGT124154	54"
GGT124156	56"
GGT124158	58"
GGT124160	60"
GGT124162	62"
GGT124164	64"
GGT124166	66"
GGT124168	68"
GGT124172	72"

46" High x W

PART #	W
GGT124624	24"
GGT124628	28"
GGT124632	32"
GGT124636	36"
GGT124640	40"
GGT124642	42"
GGT124644	44"
GGT124646	46"
GGT124648	48"
GGT124650	50"
GGT124652	52"
GGT124654	54"
GGT124656	56"
GGT124658	58"
GGT124660	60"
GGT124662	62"
GGT124664	64"
GGT124666	66"
GGT124668	68"
GGT124670	70"
GGT124672	72"

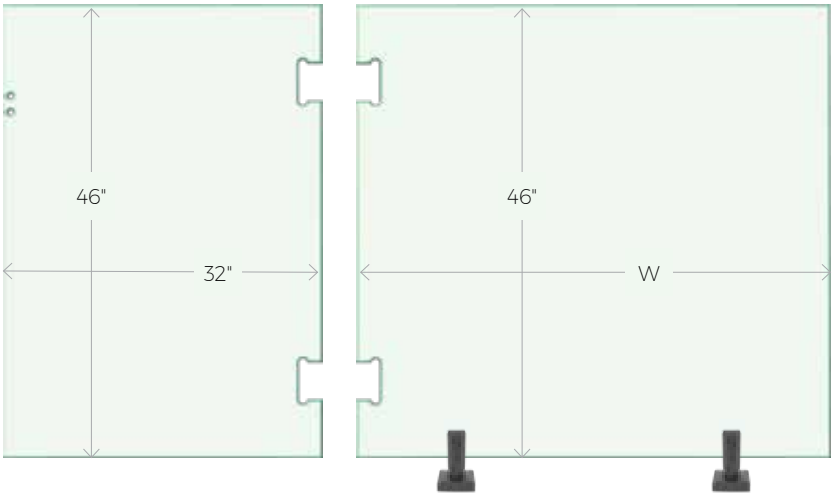

GATE PANEL

Series 1

PART #	H	W
GGT124632G1	46"	32"

Series 2

PART #	H	W
GGT124632G2	46"	32"

HINGE PANEL

Series 1

PART #	H	W
GGT124648G1	46"	48"

Series 2

PART #	H	W
GGT124648G2	46"	48"
GGT124654G2	46"	54"
GGT124660G2	46"	60"

Series 1 and Series 2 Gate and Hinge Panels have designated cut-outs to accommodate the Hinges and latches specified on the opposite page.

4'x8' CORRUGATED POLYCARBONATE SHEETS

Use Corrugated Polycarbonate sheets for precise glass templates.

GGCS5324896



HINGES

Use with Series 1 Panels

PART #	Type	Application
SSPFHHGGS	Hydraulic	Glass to Glass

PART #	Type	Application
SSPFHHGWS	Hydraulic	Glass to Wall or Square Post

PART #	Type	Application
SSPFH130G	Polaris 130	Glass to Glass

Use with Series 2 Panels

PART #	Type	Application
SSPFH125G	Polaris 125	Glass to Glass

PART #	Type	Application
SSPFH125W	Polaris 125	Glass to Wall or Square Post

LATCHES

Use with Series 1 Panels

PART #	Type	Application
SSPFGL180SSS	Standard	Glass to Glass

PART #	Type	Application
SSPFGL180S **SSPFGL180B**	Standard Keyed	Glass to Glass

PART #	Type	Application
SSPFGLWSSS	Standard	Glass to Wall or Square Post

PART #	Type	Application
SSPFGLWS **SSPFGLWB**	Standard Keyed	Glass to Wall or Square Post

PART #	Type	Application
SSPFGL90SSS	Standard	Glass to Glass 90˚

Use with Series 2 Panels

PART #	Type	Application
SSPFGL601G	Polaris 600	Glass to Glass

PART #	Type	Application
SSPFGL601W	Polaris 600	Glass to Wall or Square Post

GLASS HANDLING

Glass Trolleys

PART #	Size (LxWxH)
GGTTROLLEYS	1000 x 1100 x 1120mm
GGTTROLLEY	1500 x 1100 x 1120mm

Single Cup Lifter

PART #	Capacity
SSLIFTELITE	57kg / 125 lbs.

Double Cup Lifter

PART #	Capacity
SSLIFTELITE2	60kg / 132 lbs.

GLASS CARE

Sprayway Glass Cleaner

PART #	Size
GGCLEANER	539g / 19 oz.

Glass Scrub® Water Spot & Stain Remover

PART #	Size
GGCLEANER2	500mL / 16 fl. oz.

Invisible Shield® Protective Glass & Surface Coating

PART #	Size
GGCLEANER3	500mL / 16 fl. oz.

Glass Pool Gate Hardware



 • Images are for illustration purposes only. Consult with your local building authority.

HINGES & LATCHES

Our Hinges and Latches are made of durable SS316 Stainless Steel material. **Hydraulic** and **Spring Loaded Hinges** are available in Satin finish for Glass to Glass and Glass to Wall/Square Post applications. **Latches** are available in full or partial Stainless Steel body in Satin finish.

Constructed to be used Exterior in varying conditions, our Hinges and Latches maintain their great look and functionality to accommodate various sizes, thicknesses, and weights of Glass doors. For Glass Panels that are compatible with our Hinges and Latches, please refer to pg 163.

POLARIS SOFT CLOSE HINGE

We also carry the popular **Polaris Soft Close Hinge**, a unique self-closing Hinge in Duplex 2205 Marine Grade Stainless Steel for use in all Interior and Exterior Frameless Glass applications. It was designed and rigorously tested through 2500 cycles to meet the tough requirements of Frameless Glass Pool Fencing so that it can be used in all applications where Glass doors or gates are required. Furthermore, the Polaris Soft Close Hinge is designed to be resistant to chemicals, to operate in a wet environment, and to withstand constant Exterior use as well as harsh weather.

The sleek Stainless Steel construction makes it strong and durable, yet stylish and attractive at the same time. As an architectural feature, it is minimalist and its design is compatible with the Glass that it Supports. Available in both Satin and Powder Coated Satin Black finishes.

The Polaris Soft Close Hinge uses *spring and shock absorbers to ensure gentle closing* every time from any position, whether fully or partially open. The Polaris Soft Close Hinge closes with a soft and light action, not only making it safe, but also quiet in operation. In addition, the newly upgraded version of the 125 SERIES integrates a *"QUICK-ADJUST" Ratchet for quick and simple speed adjustment*. The Soft Close Dampers can also be interchangeable, providing low-cost maintenance and leak-free solutions patented by Polaris. If you need to have spare parts replaced, such as the Spring, Dampers, Screws, and other Components, please do not hesitate to contact us for availability of parts and how we can assist you with easy maintenance of these Hinges.

The Polaris Soft Close Hinge is a state-of-the-art product that is ahead of its rivals in design, style, and safety. Besides the 125 SERIES, browse our 130, 155, and 156 SERIES to see what would be best suited for your project needs. Moreover, we offer **Polaris Latches** in SS316 to match their Hinge counterpart for a cohesive look on your Glass Door or Gate.

If you are looking for **Door Stops**, we are Introducing a 6" version in Satin and Powder Coated Satin Black finishes to complete your installation.



Spring and shock absorbers to ensure gentle closure.

"QUICK-ADJUST" ratchet for quick and simple speed adjustment.

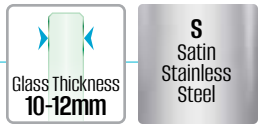

Hydraulic Hinge

- Made of SS316.
- Suitable for **10-12mm** Glass.
- Maximum Door leaf weight: 65kg/pair (143 lb/pair).
- Maximum Door leaf width: 1000mm.
- Maximum Door open angle: +95˚.
- Valve adjustment available for closing speed control.

Glass Unit Weights

GLASS THICKNESS:	8mm	10mm	12mm
Glass Weight (kg/m²)	18.2	22.7	27.3
Glass Weight (lb/ft²)	3.7	4.6	5.6

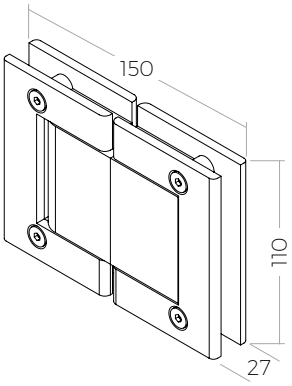

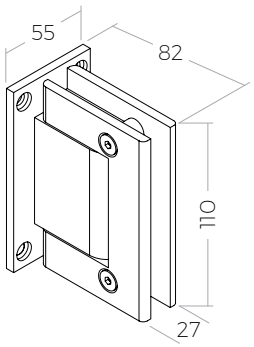

Glass to Glass 180˚

PART #	Finish
SSPFHHGGS	S

Use with Series 1 Panels pg 163.

Glass to Wall / Square Post

PART #	Finish
SSPFHHGWS	S

Use with Series 1 Panels pg 163.

Spring Loaded Hinge

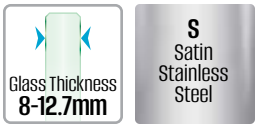

- Made of SS316.
- Suitable for **8-12.7mm** Glass.
- Maximum door leaf weight: 30kg/pair.
- Maximum door leaf width: 900mm.
- Spring can be adjusted for closing speed control.

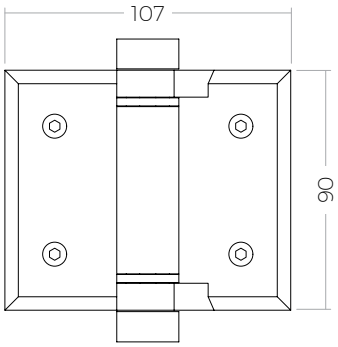

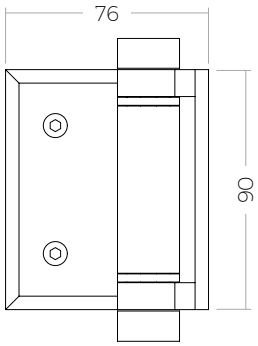

Glass to Glass 180˚

PART #	Finish
SSPFHSLGGS	S

Glass to Wall / Square Post

PART #	Finish
SSPFHSLGWS	S

Glass Thickness 8-12.7mm

S Satin Stainless Steel

B Powder Coated Satin Black

Standard Stainless Steel Latch

- All Stainless Steel Latches are 316 Grade Stainless Steel.
- Suitable for **8-12.7mm** Glass thickness. Use with our pre-cut Glass Panels for optimal results.

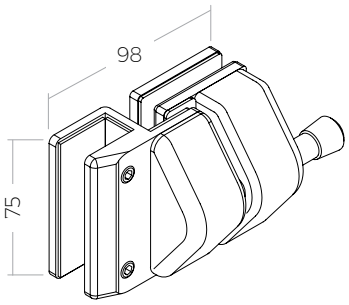

Glass to Glass 180°

PART #	Finish
SSPFGL180SSS	S

Use with Series 1 Panels pg 163.

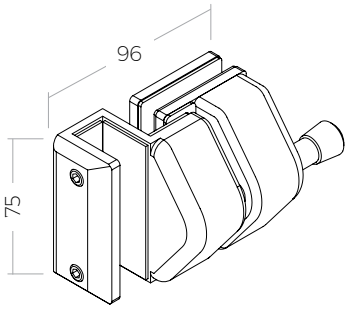

Glass to Glass 90°

PART #	Finish
SSPFGL90SSS	S

Use with Series 1 Panels pg 163.

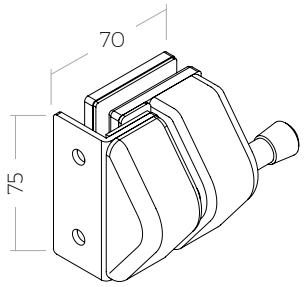

Glass to Wall / Square Post

PART #	Finish
SSPFGLWSSS	S

Use with Series 1 Panels pg 163.

Keyed Latch

- Suitable for **8-12.7mm** Glass thickness. Use with our pre-cut Glass Panels for optimal results.
- Keys included.

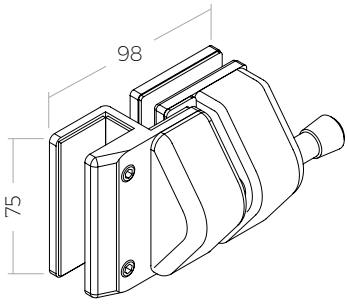

Glass to Glass 180°

PART #	Finish
SSPFGL180S	S
SSPFGL180B	B

Use with Series 1 Panels pg 163.

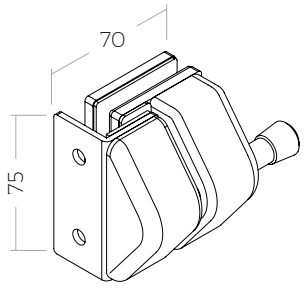

Glass to Wall / Square Post

PART #	Finish
SSPFGLWS	S
SSPFGLWB	B

Use with Series 1 Panels pg 163.

Polaris Soft Close Hinges

S Satin Stainless Steel

B Powder Coated Satin Black

- Duplex 2205 Marine Grade Stainless Steel.
- Satin Stainless Steel & Powder Coated Satin Black.
- Single action.
- Soft Close with speed adjustment.
- Max Door leaf weight 45kg/pair (99 lb/pair).
- Max Door 900 x 1500 (W x H).
- Non-hold open.
- Anti-foothold Cover.

See Post Brackets below for attaching to Wall or Posts.

Glass Thickness 10-12mm

125 Series - Stainless Steel Hinge - Opens 90°.

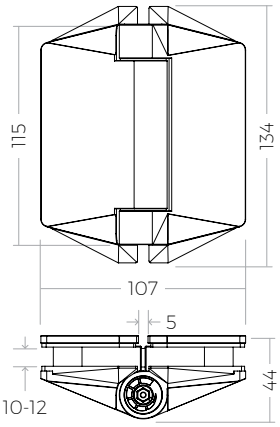

Glass to Glass

PART #	Finish
SSPFH125GS	S
SSPFH125GB	B

Use with Series 2 Panels pg 163.

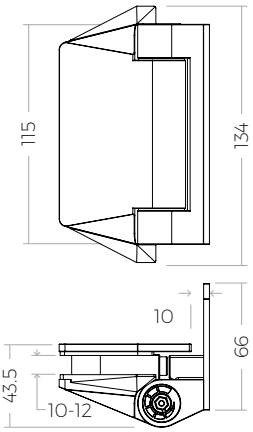

Glass to Wall

PART #	Finish
SSPFH125WS	S
SSPFH125WB	B

Use with Series 2 Panels pg 163.
Use Post Brackets below for Post applications.

Glass Thickness 10-12mm

Post Brackets - Designed to fit with Polaris 125 Glass to Wall for Post Hinge.

Duplex 2205 Marine Grade Stainless Steel.

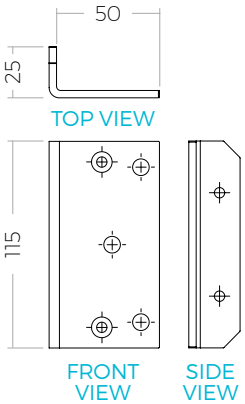

Square Post

PART #	Finish	Use
SSPFH125SPS	S	Use with **SSPFH125WS**
SSPFH125SPB	B	Use with **SSPFH125WB**

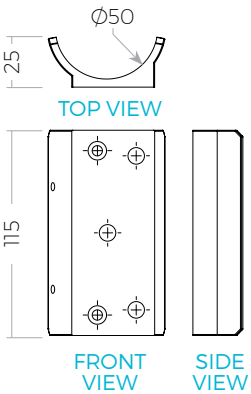

Round Post

PART #	Finish	Use
SSPFH125RPS	S	Use with **SSPFH125WS**
SSPFH125RPB	B	Use with **SSPFH125WB**

Glass Thickness
10-12mm

130 Series - Stainless Steel Hinge - Opens 90°.

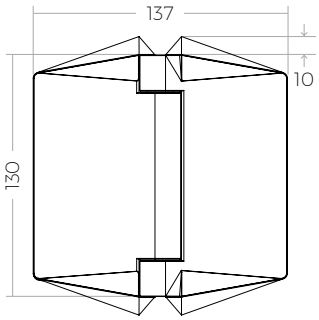

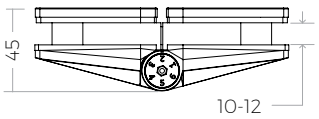

Glass to Glass

PART #	Finish
SSPFH130GS	S
SSPFH130GB	B

Use with Series 1 Panels pg 163.

Glass Thickness
8-12mm

155 Series - Stainless Steel Hinge - Opens 180°.

Hole required for installation, no cut-outs required. Retrofit for Spring Loaded Hinges.

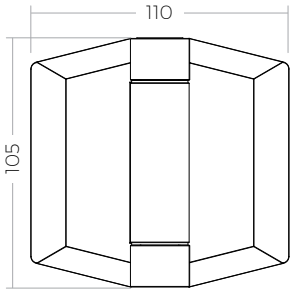

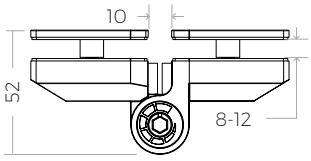

Glass to Glass

Retrofit for **SSPFHSLGGS**.

PART #	Finish
SSPFH155GS	S
SSPFH155GB	B

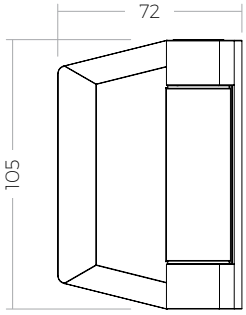

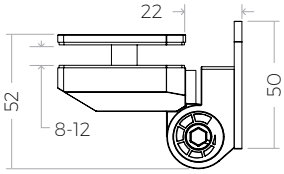

Glass to Wall/Square Post

Retrofit for **SSPFHSLGWS.**

PART #	Finish
SSPFH155WS	S
SSPFH155WB	B

156 Series - Stainless Steel Hinge - Opens 180°.

Satin with Black Covers (compatible with spray paint). Designed for Metal & Wood Doors and Gates.

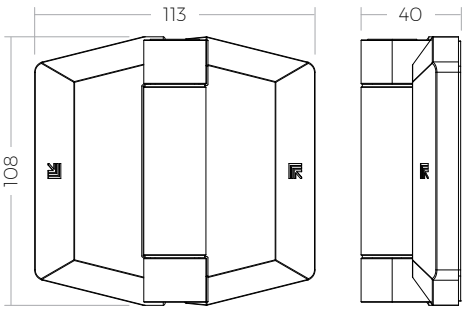

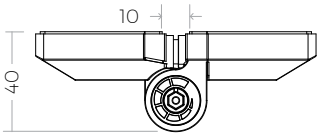

Gate to Gate / Wall to Gate

PART #	Finish
SSPFH156B	Satin with Black Covers

Glass Thickness 10-12mm | S Satin Stainless Steel | B Powder Coated Satin Black

POLARIS SOFT CLOSE HINGE

316 Grade Stainless Steel Latch

Use with our Series 2 pre-cut Glass Panels for optimal results. See page 163

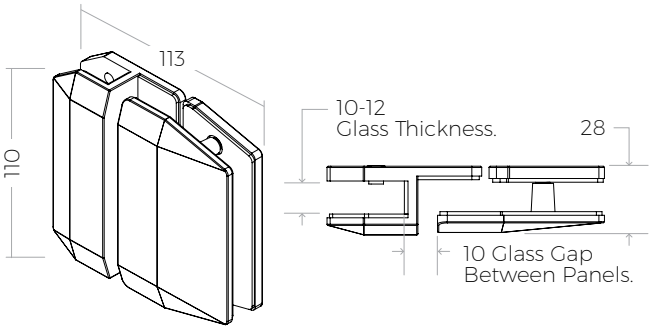

Glass to Glass

PART #	Finish
SSPFGL601GS	S
SSPFGL601GB	B

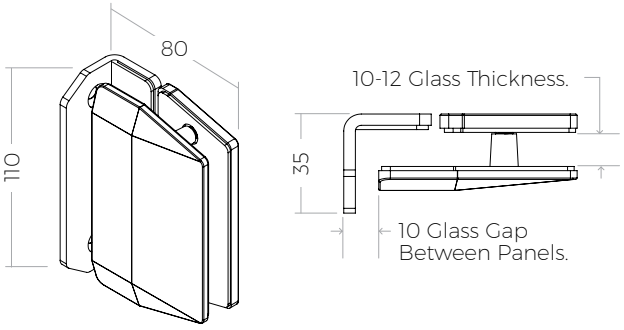

Glass to Wall or Square Post

PART #	Finish
SSPFGL601WS	S
SSPFGL601WB	B

Euro Friction Fit 2205 Duplex Marine Grade Stainless Steel Latch

REGISTERED PATENT PRODUCT

No holes or cut-outs required on glass. Includes D&D Keyed Latch (Part # **MLSPS2L**). See next page.

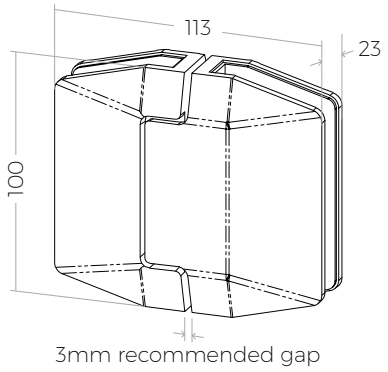

3mm recommended gap

Glass to Glass 180

PART #	Finish
SSPFGL1801FS	S
SSPFGL1801FB	B

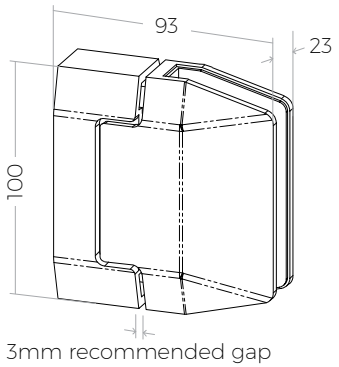

3mm recommended gap

Glass to Wall or Square Post

PART #	Finish
SSPFGLWFS	S
SSPFGLWFB	B

D&D MagnaLatch with Lock

D&D Technologies

D&D MagnaLatch is Included with both Polaris and Euro Friction Fit Glass Gate Latches to create a lockable Gate. See previous page.

PART # **MLSPS2L**

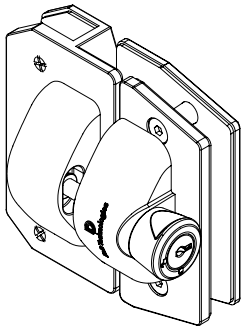

Shown with SSPFGL601 Polaris Latch.

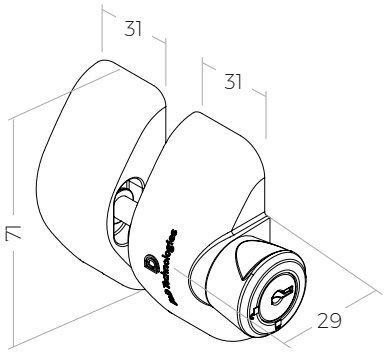

Door Stop

Glass Thickness **8-12.7mm**

S Satin Stainless Steel

B Powder Coated Satin Black

- Equipped with a lockable mechanism at both top and bottom positions.
- Includes 2 floor flanges.

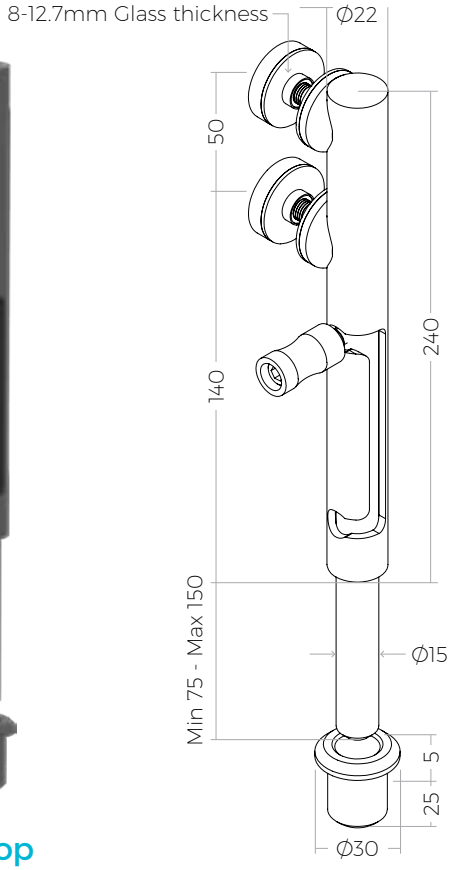

*Floor Flange secured by #14 Flat Head Screw (not included).

Stainless Steel Door Stop

PART #	SS Grade	Finish
SSPFSTOP1S	316	S
SSPFSTOP1B	316	B

Glass Door Hardware

Patch Fittings

Handles

Locks

Patch Fittings

Glass Thickness **8-13mm**

A Brushed Clear Anodized Aluminum

S Satin Stainless Steel

B Powder Coated Satin Black

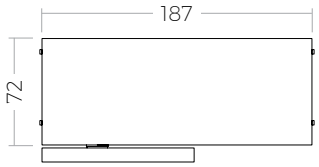

Hydraulic Patch Door Kit

Includes Bottom and Top Patch with Pivot Bracket.

SSGWPF90 90° Hold open.

SSGWPFNH Non-hold open.

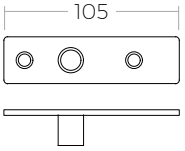

Pivot Bracket for Top Patch

SSGWPFPIVOT

Used with all finishes.

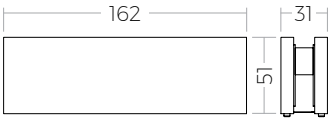

Top / Bottom Patch

SSGWPFX6

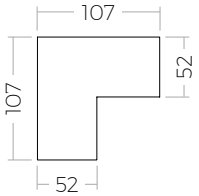

Sidelite Transom Patch

SSGWPFX1

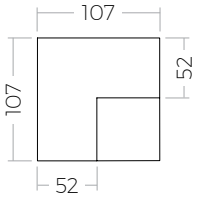

Sidelite Transom Patch with Stopper

SSGWPFX2

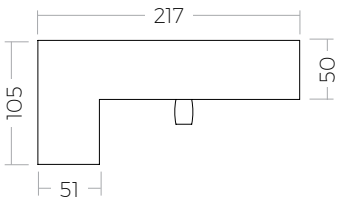

Sidelite Mount Transom Patch

SSGWPFX3

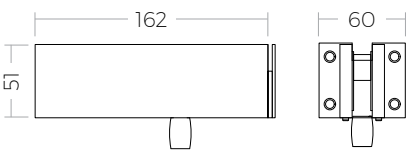

Wall Mount Transom Patch

SSGWPFX4

Patch Fitting Configurations



1. **SSGWPF90** Hydraulic Patch Door Kit (90˚ Hold open), or
SSGWPFNH Hydraulic Patch Door Kit (Non-hold open).

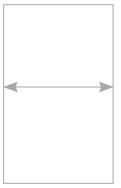

Maximum
Door Width
1000mm (39 3/8")

Glass
Thickness
8-13mm (5/16"-1/2")

Maximum
Door Weight
100kg (220 lbs)

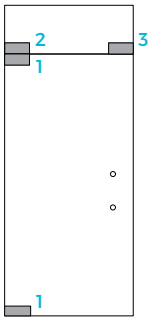

1a **SSGWPF90** Hydraulic Patch Door Kit (90˚ Hold open).
SSGWPFX5 Cladding Cover Plate for Top Patch.

1b **SSGWPFNH** Hydraulic Patch Door Kit (Non-hold open).
SSGWPFX5 Cladding Cover Plate for Top Patch.

2 **SSGWPFX4** Wall Mount Transom Patch.

3 **SSGWPFX4** Wall Mount Transom Patch.
SSGWPFSTOP Door Stop for Transom Patch (Optional - not included).

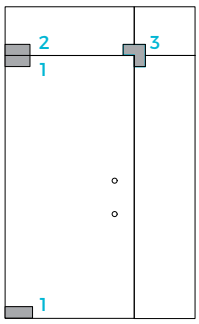

1a **SSGWPF90** Hydraulic Patch Door Kit (90˚ hold open).
SSGWPFX5 Cladding Cover Plate for Top Patch.

1b **SSGWPFNH** Hydraulic Patch Door Kit (Non-hold open).
SSGWPFX5 Cladding Cover Plate for Top Patch.

2 **SSGWPFX4** Wall Mount Transom Patch.

3a **SSGWPFX1** Sidelite Transom Patch, or
SSGWPFX2 Sidelite Transom Patch with Stopper.

3b **SSGWPFX3** Sidelite Mount Transom Patch.
SSGWPFSTOP Door Stop for Transom Patch (Optional - not included).

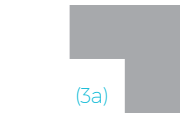

(3a)

(3b)

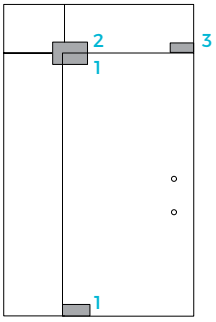

1a **SSGWPF90** Hydraulic Patch Door Kit (90˚ hold open).
SSGWPFX5 Cladding Cover Plate for Top Patch.

1b **SSGWPFNH** Hydraulic Patch Door Kit (Non-hold open)
SSGWPFX5 Cladding Cover Plate for Top Patch.

2 **SSGWPFX3** Sidelite Mount Transom Patch.

3 **SSGWPFX4** Wall Mount Transom Patch.
SSGWPFSTOP Door Stop for Transom Patch (Optional - not included).

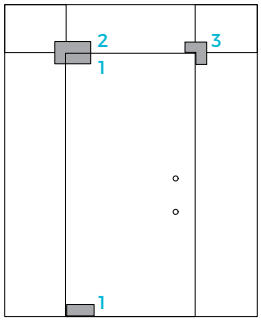

1a **SSGWPF90** Hydraulic Patch Door Kit (90˚ hold open).
SSGWPFX5 Cladding Cover Plate for Top Patch.

1b **SSGWPFNH** Hydraulic Patch Door Kit (Non-hold open).
SSGWPFX5 Cladding Cover Plate for Top Patch.

2 **SSGWPFX3** Sidelite Mount Transom Patch.

3a **SSGWPFX1** Sidelite Transom Patch, or
SSGWPFX2 Sidelite Transom Patch with stopper.

3b **SSGWPFX3** Sidelite Mount Transom Patch.
SSGWPFSTOP Door Stop for Transom Patch (Optional - not included).

(3a)

(3b)

Patch Fitting Accessories

A Brushed Clear Anodized Aluminum | **S** Satin Stainless Steel | **B** Powder Coated Satin Black

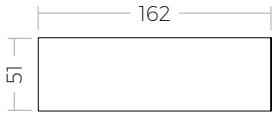

Cladding Cover Plate for Top Patch

Fits **SSGWPFX6**.

SSGWPFX5SA Brushed Clear Anodized Aluminum.
SSGWPFX5SS Satin Stainless Steel.
SSGWPFX5B Powder Coated Satin Black.

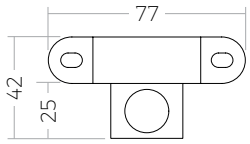

Door Stop for Transom Patch

- Used for all finishes.

SSGWPFSTOP

Glass Thickness 10-12mm

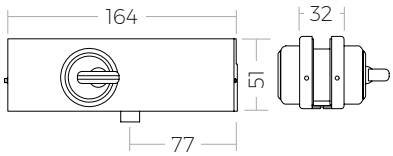

Bottom Mount Patch Lock with Strike Plate

- Installed at the bottom corner of the Glass Door.
- Glass-to-Floor applications.
- American type cylinder.
- Stainless Steel Cover with Aluminum Cast Body.

SSGWPFX7SA Brushed Clear Anodized Aluminum.
SSGWPFX7SS Satin Stainless Steel.
SSGWPFX7B Powder Coated Satin Black.

Glass Thickness 10-12mm

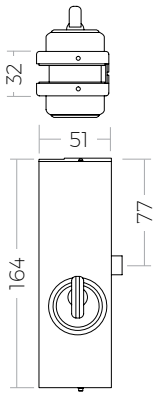

Center Mount Patch Lock with Strike Plate

- Glass-to-Wall applications.
- Installed vertically at the side of the Glass Door.
- American type Cylinder.
- Stainless Steel Cover with Aluminum Cast Body.

SSGWPFX8SA Brushed Clea Anodized Aluminum.
SSGWPFX8SS Satin Stainless Steel.
SSGWPFX8B Powder Coated Satin Black.

Glass Thickness 10-12mm

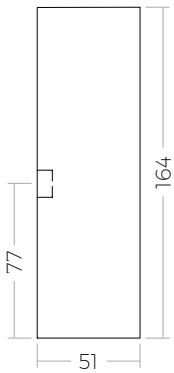

Strike Box for Patch Lock

- Used with Center Mount Patch Lock.
- Installed on Sidelite for Glass-to-Glass Patch Lock applications.

SSGWPFX9SA Brushed Clea Anodized Aluminum.
SSGWPFX9SS Satin Stainless Steel.
SSGWPFX9B Powder Coated Satin Black.

Round Ladder Pull Handles



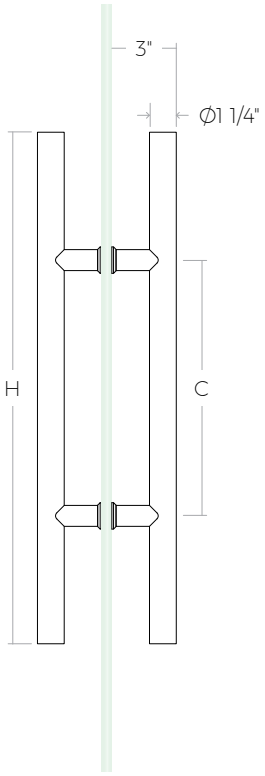

Standard Non-Lockable

- Modern and elegant design for office and commercial settings.
- Non-Lockable Ladder Handles with 1 1/4" diameter available in 6 heights.
- SS316 material with accompanying 1 1/4" Washers.
- Suitable for **8-12mm** Glass.
- Glass hole size is 9/16".

PART #	Height (H)	Hole Space (C)	Tube Thickness	Finish
SSGWPFY12S	12"	6"	1/16"	S
SSGWPFY12B	12"	6"	1/16"	B
SSGWPFY24S	24"	12"	1/16"	S
SSGWPFY24B	24"	12"	1/16"	B
SSGWPFY36S	36"	24"	1/16"	S
SSGWPFY36B	36"	24"	1/16"	B
SSGWPFY48S	48"	36"	1/16"	S
SSGWPFY48B	48"	36"	1/16"	B
SSGWPFY60S	60"	48"	1/8"	S
SSGWPFY60B	60"	48"	1/8"	B
SSGWPFY72S	72"	60"	1/8"	S
SSGWPFY72B	72"	60"	1/8"	B

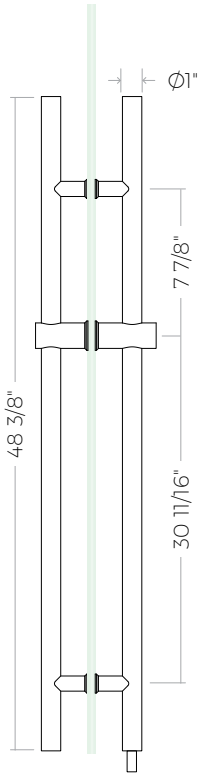

Lockable

- Modern and elegant design for office and commercial settings.
- Lockable Ladder Handle with 1" diameter available in 48 3/8" height.
- Suitable for **10-12mm** Glass.
- Glass hole size is 9/16".

PART #	Height (H)	Hole Space	Tube Thickness	Finish
SSGWPFZ48S	48 3/8"	7 7/8" top 30 11/16" bottom	1/16"	S

Magnetic Lock

Glass Thickness 8-12.76mm

A Brushed Clear Anodized Aluminum

B Brushed Black Anodized Aluminum

This series of M-Locks incorporates a Magnetic Lock/Latch at its core. With only 31mm thickness, this sleek, stylish, and quiet Lock Set is a superior choice to traditional Lock Sets. The Lock Set material is Aluminum with options for Single Action and Dual Action. There are 3 designs, including Lockable, Non-Lockable, and with Knob. Available in 2 finishes: Brushed Clear Anodized Aluminum (**A**) and Brushed Black Anodized Aluminum (**B**).

Other side

Other side

PART #	Description
SSGWLM1	Lockable, Single Action - Key, Thumbturn, and Handles included.
SSGWLM2	Non-lockable, Single Action - Handles included.
SSGWLM3	With Knob, Single Action - Thumbturn and Handles included.

M-Lock Single Action

The M-Lock Single Action Lock Set is for doors that only swing in one direction. The design of the Wall Strike has a ledge to prevent the door from swinging in both directions. Also, the indentation on the M-Lock Single Action sits against the ledge of the Wall Strike. Only Wall Strike is included with the Single Action Lock Set.

Specifications

- Door Type: Glass.
- Usage: Hinge Door.
- Handing Position / Opening Side: Reversible for Left or Right.
- Strike Plate Type: Wall Strike.
- Dimensions (L x W x H): 120 x 31 x 70mm.
- Door Thickness: **8-12.76mm**.
- Material: Aluminum.

Other side



Other side

PART #	Description
SSGWLM4	Lockable, Dual Action - Key, Thumbturn, and Handles included.
SSGWLM5	Non-lockable, dual Action - Handles included.
SSGWLM6	With Knob, Dual Action - Thumbturn and Handles included.

M-Lock Dual Action

The M-Lock Dual Action Lock Set is for doors that can swing freely in both directions. The Wall Strike does not have a ledge on it, and the lock does not have the same indentation as the M-Lock Single Action. Both Wall and Glass Strikes are included with the Dual Action Lock Set.

Specifications

- Door Type: Glass.
- Usage: Hinge Door.
- Handing Position/Opening Side: Reversible for Left or Right.
- Strike Plate Type: Wall Strike and Glass Strike.
- Dimensions (L x W x H): 120 x 31 x 70mm.
- Door Thickness: **8-12.76mm**.
- Material: Aluminum.

Electronic Lock

This E-Lock is a Wireless Electronic Lock for Swing and Sliding Glass Doors that combines functionality with versatility. Keyless entry and no wiring needed. Available in Black.

Glass Thickness 10-12mm

PART #	Description
SSGWLEGG	Glass-to-Glass Applications.
SSGWLEGW	Glass-to-Wall Applications.

E-Lock

Features

- No Glass processing is required.
- Easy to install.
- Battery powered with 4 x AA 6V batteries required (not included).
- 4 locking/unlocking modes:
  1. Bluetooth via a downloadable smartphone app.
  2. Fingerprint.
  3. Numerical code.
  4. FOB badge.
- Possibility to generate timed entrance and unlocking codes.
- Record of access available via downloadable app.

Specifications

- Door Type: Glass.
- Usage: Hinge Door, Sliding Door.
- Handing Position/Opening Side: Reversible for Left or Right.
- Strike Plate Type: Glass Strike.
- Dimensions (W x H): 63 x 162mm.
- Door Thickness: **10-12mm**.
- Working Temperature: -25˚C-60˚C.
- Working Humidity: 20%-90%.
- Material: Metal.

Glass Wall Channel Kits

The Glass Channel Kit creates a safe and clean, modern finish to your Glass Walls or Partitions.

- Packed as a 12 ft. Kit, including top and Bottom Channels, End Caps, and Gaskets.
- Designed for Top and Side Mount applications.
- Easy installation with removable Cover.
- Full-frame Glazing (4 sides) possible.
- Engineered based on the Building Code sec. 4.1.5.14 "Loads on Guards". and 4.1.5.16 "Loads on Walls Acting as Guards", and CAN/CGSB 12.20-M89.

SSGWCH200A
Brushed Clear Anodized Aluminum

SSGWCH200B
Brushed Black Anodized Aluminum

Glass Channel Kit

Kit Includes

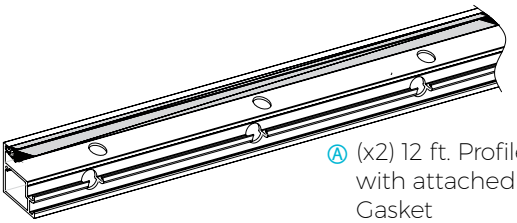

Ⓐ (x2) 12 ft. Profile with attached Gasket

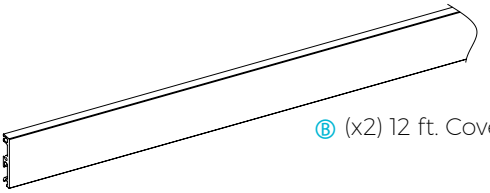

Ⓑ (x2) 12 ft. Cover

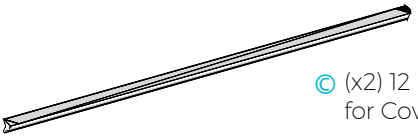

Ⓒ (x2) 12 ft. Gasket for Cover

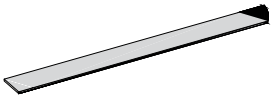

Ⓓ (x1) 12 ft. Setting Block

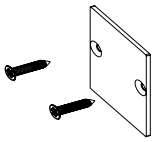

Ⓔ (x4) End Cap
(x8) Screw

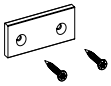

Ⓕ (x6) Holder Plate
(x12) Screw

Need extra End Caps?

Sold separately in packs of 2



PART #	Finish
SSGWCH200ECA	Brushed Clear Anodized Aluminum
SSGWCH200ECB	Brushed Black Anodized Aluminum

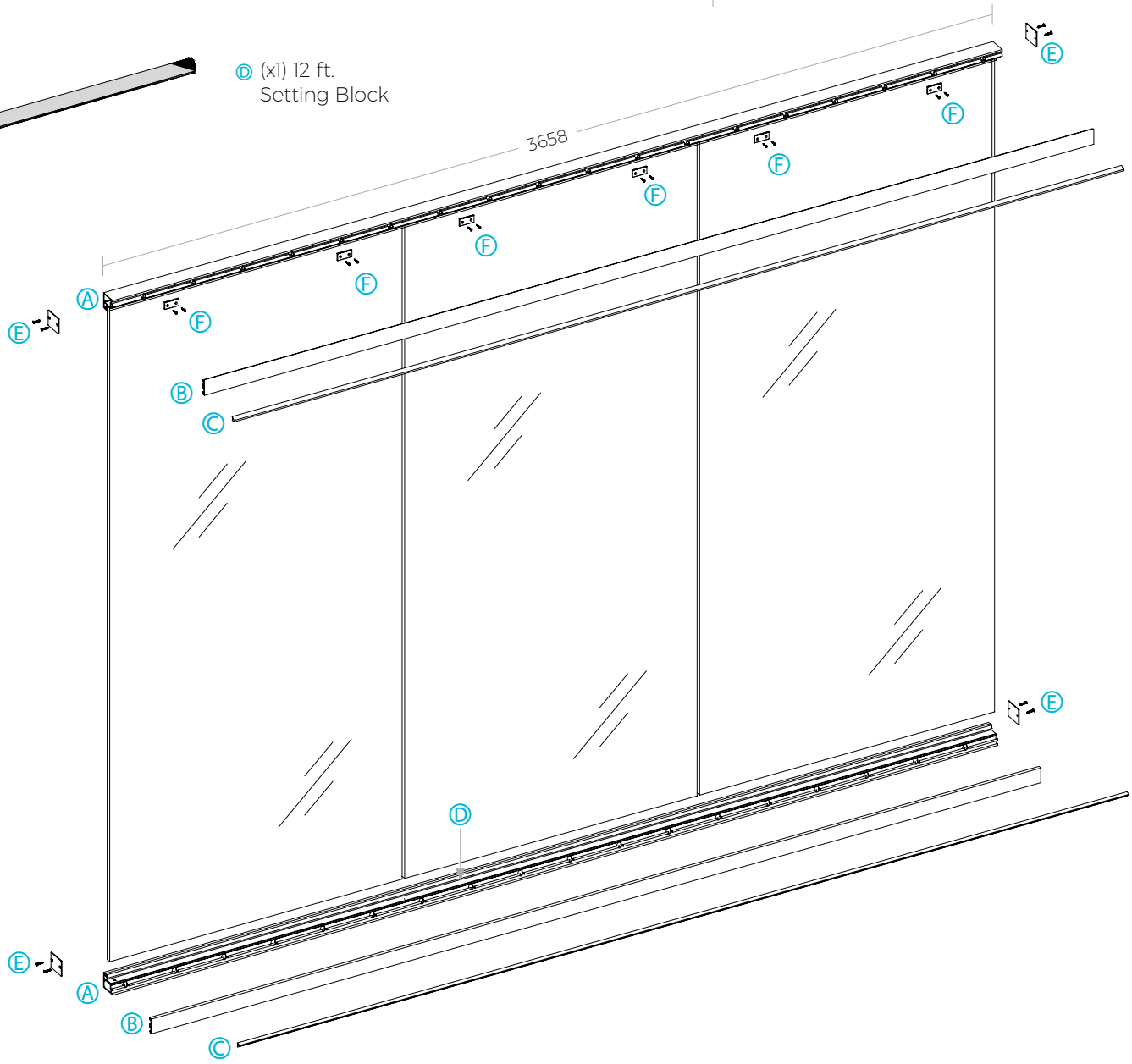

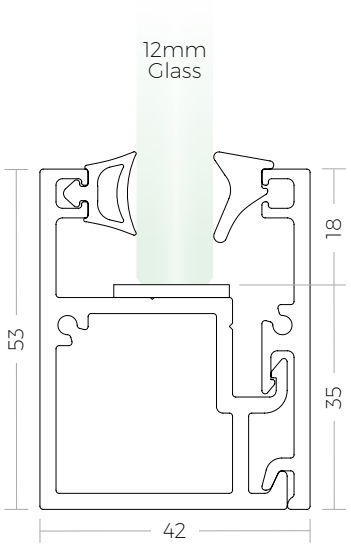

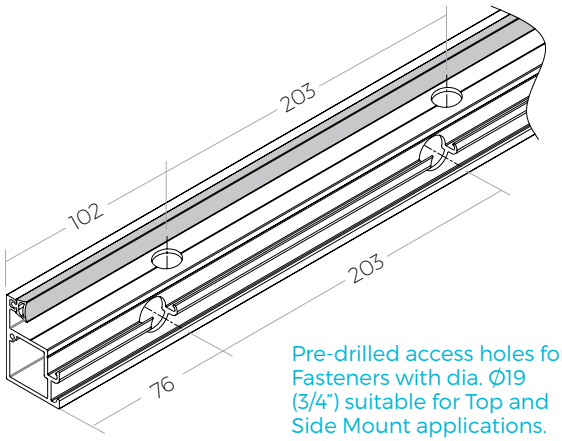

Pre-drilled access holes for Fasteners with dia. Ø19 (3/4") suitable for Top and Side Mount applications.

Top Mount

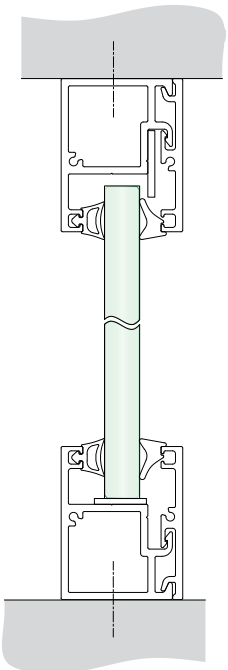

Side Mount

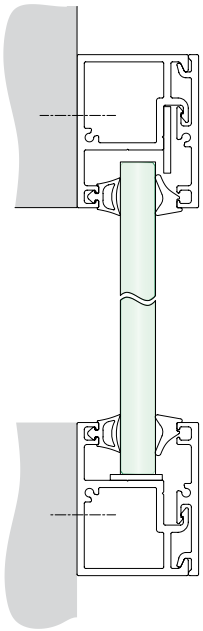

PHOTO: Custom Glass Railings

Glass Channels

Glass Thickness **10-12mm**

A Brushed Clear Anodized Aluminum

B Brushed Black Anodized Aluminum

BN Brushed Nickel Anodized Aluminum

CP Chrome Polish Anodized Aluminum

Shown in
Brushed Clear
Anodized Aluminum (A).

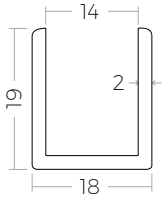

11/16" x 3/4"

PART #	Finish
SSGWCH5834	A, B, BN, CP



Shown in
Brushed Nickel
Anodized Aluminum (BN).

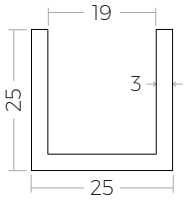

1" x 1"

PART #	Finish
SSGWCH11	A, B, BN, CP

Available End Cap

PART #	Finish
SSGWCH11E	A, B, BN, CP



Shown in
Chrome Polish
Anodized Aluminum (CP).

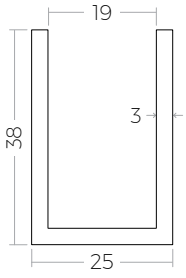

1" x 1 1/2"

PART #	Finish
SSGWCH112	A, B, BN, CP

Available End Cap

PART #	Finish
SSGWCH112E	A, B, BN, CP



Shown in
Brushed Black
Anodized Aluminum (B).

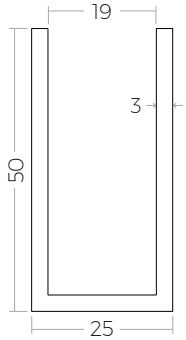

1" x 2"

PART #	Finish
SSGWCH12	A, B, BN, CP

Available End Cap

PART #	Finish
SSGWCH12E	A, B, BN, CP

Shown in
Brushed Clear
Anodized Aluminum (A).

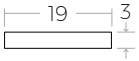

Aluminum Flat Bar 1/8" x 3/4" X 144"

PART #	Finish
SSGWFL34	A, B

Glass Thickness
10-12mm



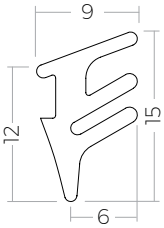

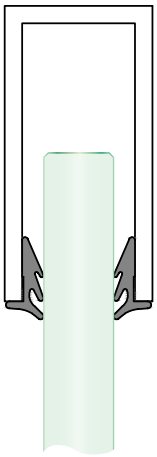

Glazing Rubber Gaskets

Use with **SSGWCH** Channels (pg 185).

PART #	Glass Size	Roll Size
SSGWCHSEAL1	10	100'
SSGWCHSEAL2	12	100'



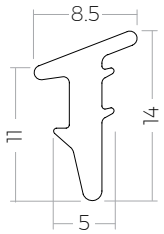

Spline to Install Gaskets

PART #
SSGWSPLINE



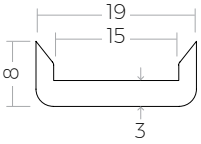

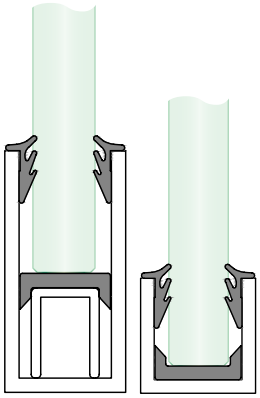

Rubber Setting Blocks

Use with **SSGWCH** Channels (pg 185).

PART #	Length	Package
SSGWCHSEAL3	100	10 pcs

For further information on our Glass Channels please ask for our Shower Hardware Collection Catalogue or scan the code to visit our Website.

Sliding Glass Door Kits

 · Images are for illustration purposes only. Consult with your local building authority.

Our Sliding Glass Door Kits are Single Sliders that combine a sleek and simple look with easy functionality. Perfect for use in smaller spaces to avoid swinging doors and bulky Hinges, and can be mounted to a Wall or Glass. The SS316 Stainless Steel hardware is finished in Clear Satin, and SS304 Stainless Steel is finished in Powder Coated Satin Black.

Our Kits feature an extra security advantage where the Ball Bearing Rollers are equipped with Anti-lift mechanisms to prevent the door from lifting off of the Track. With the 6 Glass Mount Clamps securely fastened to the Glass Wall, the door remains stable during handling. The addition of 2 Floor Mount Door Stops, together with the left and right Track Stops ensure no recoil if the door is moved suddenly.

Sliding Glass Door for Wall Mount

Glass Thickness **10-12mm**

S Satin Stainless Steel

B Powder Coated Satin Black

SINGLE SLIDING GLASS DOOR KIT WALL MOUNT

SSDS110 - Satin Stainless Steel (SS316).
SSDS111 - Powder Coated Satin Black (SS304).

- Suitable for **10-12mm** (3/8"-1/2") Glass.
- Track is 1" (25mm) dia. and 104" (2650mm) long.
- Maximum Door weight: 220 lbs (100kg).

Kit Includes: 1 Top Track, 6 Wall Mount clamps, 2 Sliding Door Rollers, 2 Top Track/Door Stops (left and right side), 2 Floor Mount Door Stops, 1 Floor Guide, Allen Key, Wrench, Fasteners.

Glass Thickness 10-12mm

S Satin Stainless Steel

B Powder Coated Satin Black

SINGLE SLIDING GLASS DOOR KIT GLASS MOUNT

SSDS112 - Satin Stainless Steel (SS316).
SSDS113 - Powder Coated Satin Black (SS304).

- Suitable for **10-12mm** (3/8"-1/2") Glass.
- Track is 1" (25mm) dia. and 104" (2650mm) long.
- Maximum Door weight: 220 lbs (100kg).

Kit Includes: 1 Top Track, 6 Glass Mount Clamps (including Surface and Flush Mount Fittings), 2 Top Track/Door Stops (left and right side), 2 Floor Mount Door Stops, 1 Floor Guide, Allen Key, Wrench, Fasteners.



Wine Cellar Collection

 · Images are for illustration purposes only. Consult with your local building authority.

WINE PEGS

Our Wall-Mounted Wine Pegs offer a refined and functional Wine Storage System to professional trades, architects, Interior designers, and handy homeowners. They hold 750mL standard bottles and add a modern touch and high-quality finish to your Wine Cellar or Wall with our precision-made, patented systems.
Choose from the Pieno, Leggero, or Vitigno 1-2-3 based on your design and layout preference – robust or minimalist look with bottles held in place either perpendicular or parallel to the Wall. Available in 3 finishes: Brushed Clear Anodized Aluminum, PVD Matte Black, and PVD Brushed Gold.

A
Brushed Clear Anodized Aluminum

MB
PVD Matte Black

G
PVD Brushed Gold

Features

- Solid Anodized Aluminum material.
- 5 models available in 3 finishes. Each box of Pegs allows you to store 4-6 bottles, depending on the model.
- Nitrile or Silicone Rubber O-rings are pre-installed on the Pegs, providing non-slip stability and considerably reducing installation time.
- Screws are included along with Spring Lock Washers to help maintain the Pegs stay tightly in place. No visible hardware.
- Fully customizable configurations and easy to install Pegs according to our recommended layout or create your own.
- Freedom to design a complete Wine Cellar or a simple Wall Panel to hang in your kitchen to your exact specifications.

Wine Pegs require a Wall Panel for secure installation. The Panel thickness and design will determine the type of hardware required. (Hardware sold separately). Configurations & Installation Instructions are available on our Website: **euroeac.com**

Wine Pegs

Pieno

Pegs are installed perpendicular to the wall with the cork facing outwards.

Dimensions = Ø1" x 7 1/16"L

Each box includes 6 Pegs.

There is 1 JCB-B Bolt and
1 Spring Lock Washer per Peg.

Stores 5 bottles in one row, or 4 bottles in two rows. (2 bottles are held on 3 Pegs).

Nitrile Rubber O-rings are pre-installed on the Pegs.

WC500010A
Brushed Clear

WC500900B
PVD Matte Black

WC500165G
PVD Brushed Gold

Leggero

Dimensions = Ø1/2" x 7 1/16"L

Each box includes 6 pairs of Pegs.

There is 1 JCB-B Bolt and
1 Spring Lock Washer per Peg.

Stores 6 bottles,
1 per pair.

Nitrile Rubber O-rings are pre-installed on the Pegs.

WC400010A
Brushed Clear

WC400900B
PVD Matte Black

WC400165G
PVD Brushed Gold

Vitigno 1

Dimensions = Ø3/4" x 3 3/8"L

Each box includes 6 pairs of Pegs.

There is 1 JCB-B Bolt and
1 Spring Lock Washer per Peg.

Stores 6 bottles,
1 per pair.

Silicone Rubber O-rings are
pre-installed on the Pegs.

WC601010A
Brushed Clear

WC601900B
PVD Matte Black

WC601165G
PVD Brushed
Gold

Vitigno 2

Dimensions = Ø3/4" x 7 1/16"L

Each box includes 3 pairs of Pegs.

There is 1 JCB-B Bolt and
1 Spring Lock Washer per Peg.

Stores 6 bottles,
2 per pair.

Silicone Rubber O-rings are
pre-installed on the Pegs.

WC602010A
Brushed Clear

WC602900B
PVD Matte Black

WC602165G
PVD Brushed
Gold

Vitigno 3

Dimensions = Ø3/4" x 11 13/16"L

Each box includes 2 pairs of Pegs.

There is 1 JCB-B Bolt and
1 Spring Lock Washer per Peg.

Stores 6 bottles,
3 per pair.

Silicone Rubber O-rings are
pre-installed on the Pegs.

WC603010A
Brushed Clear

WC603900B
PVD Matte Black

WC603165G
PVD Brushed
Gold

Pegs are designed to support the bottle by the neck and bottom with the bottle parallel to the wall.

Accessories by Special Order Only

Wood Racks

Our classic Wood Racks come in a variety of sizes to suit your Wine Cellar needs. Racks are in Torrefied Trembling Aspen finish. Wall Support included. Safe for long-term storage of bottles. Easy to assemble; no cutting required.

CLASSIC STANDARD RACKS store 750mL standard bottles. The space to place the bottle in the rack is 3 1/2"W x 2 7/8"H.

CLASSIC DIAMOND RACK bottle capacity refers to 750mL standard bottles. Bottle capacity may differ when storing different sizes of bottles.

WCCIS124551
Standard
12 bottles
5"W x 45"H x 9"D

WCCID323051
Standard
32 bottles
17 1/2"W x 30"H x 9"D

WCCID484551
Standard
48 bottles
17 1/2"W x 45"H x 9"D

WCCID643051
Standard
64 bottles
35"W x 30"H x 9"D

WCCID964551
Standard
96 bottles
35"W x 45"H x 9"D

WCDIA363051
Diamond
36 bottles
17 1/2"W x 30"H x 9"D

Under Cabinet Stemware Holders

SPECIAL ORDER

BR PVD Brushed Brass

CP Chrome Polished

ORB Oil Rubbed Bronze

SN PVD Satin Nickel

Our Under Cabinet Stemware Holders are made of Steel and are available in several sizes in various finishes. All Stemware Holders are accompanied by Mounting Hardware along with a back bracket to use for face frame cabinet applications. Stemware Holders help you organize your collection of Stemware and match your Kitchen/Bar. Ideal storage solution for several types of wine glasses, making them easy to reach.

All openings of the Holders are 3 1/2" wide x 3/4" high and accommodates Glass bases less than 15/16" wide.

11" Holder
4 1/4"W x 1 1/2"H x 11"D
Holds 2-3 Wine Glasses
WC315011BR - BR
WC315011CP - CP
WC315011ORB - ORB
WC315011SN - SN

16" Holder
4 1/4"W x 1 1/2"H x 16"D
Holds 4 Wine Glasses
WC315016BR - BR
WC315016CP - CP
WC315016ORB - ORB
WC315016SN - SN

18" Holder
4 1/4"W x 1 1/2"H x 18"D
Holds 5 Wine Glasses
WC315018CP - CP
WC315018ORB - ORB
WC315018SN - SN

Quad Holder
4 Holders attached together
4 1/4"W x 1 1/2"H x 11"D
Holds 8-12 Wine Glasses
WC345011CP - CP
WC345011ORB - ORB
WC345011SN - SN

Z-Shaped Moulding

Solid Aluminum Z-shaped Moulding in Mill finish. Ideal for Cabinets, Panels, and Furniture for Showrooms and Trade Shows. For Fasteners on Wood substrates, use #14 Pan Head Wood Screws between 2 1/2" to 4" in length. For other substrates, contact us to inquire.

Width = 1/4" · Height = 1 3/8" · Thickness = 1/8" · Lift-off = 3/8"

WC318708D10 8' Length
WC318712D10 12' Length

Fasteners, Drill Bits & Taps

Screws & Rods

All Products are Stainless Steel unless specified as (Zinc).

Scan to view all fasteners

Self-Tapping Screws

PART #	Description	Uses
SSPH12X34PK	#12 x 3/4" Flat Head	Handrail Attachment Plates into Metal Handrail. (50 pcs).
SSPH620X38	6-20 x 3/8" Pan Head	SSL2LED4 Mounting Clips. (50 pcs).

Machine Screws

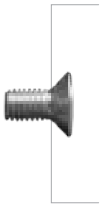



PART #	Description	Uses
SSM4	M4 x 10mm Flat Head	Cover of Edge Mount Spigots.
SSM612BX	M6 x 12mm Flat Head	Handrail Attachment Plates into Tube Supports & Handrail Brackets; Rod Holders into Post. (100/box).
SSM616BX	M6 x 16mm Flat Head	Side Screws for Glass Clips. (100/box).
SSM620BX	M6 x 20mm Flat Head	Handrail Attachment Plates into Tube Supports & Handrail Brackets; Rod Holders into Post.
SSM625	M6 x 25mm Flat Head	Handrail Attachment Plates into Tube Supports & Handrail Brackets; Rod Holders into Post.
SSM812	M8 x 12mm Flat Head	Back Plate of Wall Bracket to Elbow.
SSM816	M8 x 16mm Flat Head	Back Plate of Wall Bracket to Elbow.
SSM820	M8 x 20mm Socket Head	Glass Clips into Post.
SSSPIGOTBOLT	M12 x 178mm	For use as Thru-Bolt for all installation applications.
SSFLPK1	3/8" x 2" Button Head	Wood Fastener for **SSJ112114**.
SSFLPK2	3/8" x 2" Hex Head	Wood Fastener for **SSJ112112**.
SSFLPK3	3/8" x 2" Socket Head	Wood Fastener for **SSJ1122** or **SSJQ112**.

Wood Screws

PART #	Description	Uses
SSFL8X1	#8 x 1"	Handrail Attachment Plates into Wood Handrail.
FKAS1234VP	#12 x 3/4"	Handrail Attachment Plates into Wood Handrail. (50pcs/pk).
SSFL12X2	#12 x 2"	Wall Brackets into Wall (Wood).
SSFL14X2	#14 x 2"	Wall Brackets into Wall (Wood).

Wood Screw Inserts



PART #	Description	Uses
SSKFW382	3/8" x 2"	Standard Standoffs (SSK 1 1/2" and 2" dia.) into Wood.
SSKFW38234	3/8" x 2 3/4"	Adjustable Standoffs (SSJ 1 1/2" dia.) into Wood (with Drywall).

Reducer Screws

PART #	Description	Uses
SSFPM6TOM8	M6 to M8	Connecting M6 hole to M8 hole for Rod Systems.
SSFPM8TOM10	M8 to M10	Connecting M8 hole to M10 hole for Rod Systems.

Threaded Rods

PART #	Description	Uses

Metric

SSM505	M5 x 5mm	Stainless Steel Collars Set Screw replacement.

SSM850SET	M8 x 50mm	Off-the-Glass Handrail Brackets.
SSM8100SET	M8 x 100mm	Off-the-Glass Handrail Brackets.

SSM1060SET	M10 x 60mm
SSM1080SET	M10 x 80mm
SSM10100SET	M10 x 100mm

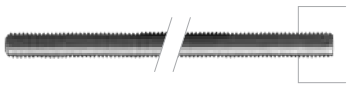

SSM8ROD	M8 x 1m (Zinc)
SSM10ROD	M10 x 1m (Zinc)
SSM12ROD	M12 x 1m (Zinc)

Imperial

SSKF5161	5/16"-18 x 4"	Standard Standoffs (SSK 1 1/4" dia.) with Epoxy into concrete.

SSKF384	3/8"-16 x 1 1/8"	Standard Standoffs Caps (SSK 1 1/2" & 2" dia.).
SSKF383	3/8"-16 x 1 9/16"	Standard Standoffs (SSK 1 1/2" & 2" dia.).
SSKF382	3/8"-16 x 3 1/2"	Standard Standoffs (SSK 1 1/2" & 2" dia.), Adjustable Standoffs (SSJ 1 1/2" dia.).
SSKF381	3/8"-16 x 5"	Standard Standoffs (SSK 1 1/2" & 2" dia.), Adjustable Standoffs (SSJ 1 1/2" dia.).

SSKF121	1/2"-13 x 5"	Adjustable Standoffs (SSJ 2" dia.), Base Shoes, Top/Side/Edge Mount Adjustable Spigots, Heavy Duty Posts with Epoxy into concrete.

Anchoring

PART #	Description	Uses
FR5-10MX	10 oz.	FLO-ROK® FR5 MAX Injection Anchoring Adhesive/Epoxy.
PA100		FLO-ROK® FR5 MAX 10 oz. Manual Dispensing Tool.
ROCKITE	50 lbs Pail	Anchoring & Patching Cement (Gypsum-Based).

All Products are Stainless Steel unless specified as (Zinc).

Hanger Bolts Imperial

PART #	Description	Uses
HB12312	1/2" x 3 1/2" (Zinc)	Adjustable Standoffs (SSJ 2" dia.), Side Mount Spigots into Wood.
HB124SS	1/2" x 4"	Adjustable Standoffs (SSJ 2" dia.), Side Mount Spigots into Wood.
HB125	1/2" x 5" (Zinc)	Adjustable Standoffs (SSJ 2" dia.), Side Mount Spigots into Wood.
HB125SS	1/2" x 5"	Adjustable Standoffs (SSJ 2" dia.), Side Mount Spigots into Wood.

SSKFHB5161	5/16" x 3"	Standard Standoffs (SSK 1 1/4" dia.) Into Wood.



SSKFHB38212	3/8" x 2 1/2"	Standard Standoffs (SSK 1 1/2" & 2" dia. in 1 1/2", 1 3/4" &2" lengths) into Wood.



SSKFHB38314	3/8" x 3 1/4"	Standard Standoffs (SSK 1 1/2" & 2" dia. in 1 1/2", 1 3/4" &2" lengths) into Wood.

HZ38212VP	3/8" x 2 1/2" (Zinc) 50/Box	Standard Standoffs (SSK 1 1/2" & 2" dia. in 1 1/2", 1 3/4" &2" lengths) into Wood.
SSKFHBI3835	3/8" x 3 1/2"	Standard Standoffs (SSK 1 1/2" & 2" dia. in 1 1/2", 1 3/4" &2" lengths) into Wood.
HZ38312VP	3/8" x 3 1/2" (Zinc) 50/Box	Standard Standoffs (SSK 1 1/2" & 2" dia. in 1 1/2", 1 3/4" &2" lengths) into Wood.
SSKFHBI384	3/8" x 4"	Standard Standoffs (SSK 1 1/2" & 2" dia. in 1 1/2", 1 3/4" &2" lengths) into Wood.
HZ383VP	3/8" x 3" (Zinc) 50/Box	Standard Standoffs (SSK 1 1/2" & 2" dia. in 1 1/2", 1 3/4" &2" lengths) into Wood.
HZ384VP	3/8" x 4" (Zinc) 50/Box	Standard Standoffs (SSK 1 1/2" & 2" dia. in 1 1/2", 1 3/4" &2" lengths) into Wood.



SSKFHB384	3/8" x 4"	Standard Standoffs (SSK 1 1/2" dia. in 1/2" & 2" lengths & 2" dia. in 3/4" & 2" lengths) into Wood.
SSJHB124SS	1/2" x 4"	Adjustable Standoffs (SSJ 2" dia.) into Wood.

HBD38	3/8"	Hanger Bolt Driver for 3/8" Hanger Bolts.

HBD12	1/2"	Hanger Bolt Driver for 1/2" Hanger Bolts.

HBDS34	3/4"	Hex Socket Wrench for 1/2" Bolts.

Hanger Bolts Metric

PART #	Description	Uses
HBM850	M8 x 50mm	
HBM880	M8 x 80mm	Wall Brackets into Wood.
HBM8100	M8 x 100mm	Wall Brackets into Wood.
HBM1050	M10 x 50mm	
HBM1080	M10 x 80mm	Wall Brackets into Wood.
HBM10100	M10 x 100mm	Wall Brackets into Wood.
HBM12120	M12 x 120mm	Adjustable Standoffs (SSJ 2" dia.) into Wood.

Torpedo Bolts (Zinc)

PART #	Description	Uses
UTB14214BX	1/4" x 2 1/4" (100/box)	
UTB143BX	1/4" x 3" (100/box)	
UTB38212	3/8" x 2 1/2" (50/box)	
UTB384	3/8" x 4" (50/box)	Posts, Standard Spigots 6" & 8", and **SSJ112** into concrete.

Lag Bolts

PART #	Description	Uses
LAG383	3/8" x 3" (Zinc)	Posts and Standard Spigots 6" & 8" into Wood.
LAG383SS	3/8" x 3"	Posts and Standard Spigots 6" & 8" into Wood.
LAG384	3/8" x 4" (Zinc)	Posts and Standard Spigots 6" & 8" into Wood.
HLZ384L	3/8" x 4" (50/box) (Zinc)	Posts and Standard Spigots 6" & 8" into Wood.
LAG384SS	3/8" x 4"	Posts and Standard Spigots 6" & 8" into Wood.
HLS384CT	3/8" x 4" (25/box)	Posts and Standard Spigots 6" & 8" into Wood.
LAG385	3/8" x 5" (Zinc)	Posts and Standard Spigots 6" & 8" into Wood.
HLZ385L	3/8" x 5" (50/box) (Zinc)	Posts and Standard Spigots 6" & 8" into Wood.
LAG385SS	3/8" x 5"	Posts and Standard Spigots 6" & 8" into Wood.
HLS385CT	3/8" x 5" (20/box)	Posts and Standard Spigots 6" & 8" into Wood.
HLS385-BX	3/8" x 5" (200/box)	Posts and Standard Spigots 6" & 8" into Wood.
LAG123SS	1/2" x 3"	Edge Mount Spigots & Side Mount Base Shoe into Wood.
LAG124SS	1/2" x 4"	Edge Mount Spigots & Side Mount Base Shoe into Wood.
LAG125	1/2" x 5" (Zinc)	Top Mount Adjustable Spigots, Top Mount Base Shoe into Wood.
LAG125SS	1/2" x 5"	Top Mount Adjustable Spigots, Top Mount Base Shoe into Wood.

Wedge Anchors

PART #	Description	Uses
ISS12234	1/2" x 2 3/4"	
ISS12334	1/2" x 3 3/4"	Adjustable Standoffs (SSJ 2" dia.) into concrete.
ISS12412	1/2" x 4 1/2"	Adjustable Standoffs (SSJ 2" dia.), Base Shoes, Top/Side/Edge Mount Adjustable Spigots into concrete.
ISS12512	1/2" x 5 1/2"	Adjustable Standoffs (SSJ 2" dia.), Base Shoes, Top/Side/Edge Mount Adjustable Spigots, Heavy Duty Posts with Epoxy into concrete.
ISS34512	3/4" x 5 1/2"	
ISS38214	3/8" x 2 1/4"	
ISS38234	3/8" x 2 3/4"	
ISS383	3/8" x 3"	Posts, Standard Spigots 6" & 8", & **SSJ112** into concrete.
ISS38334	3/8" x 3 3/4"	Posts, Standard Spigots 6" & 8", & **SSJ112** into concrete.
ISS385	3/8" x 5"	Posts, Standard Spigots 6" & 8", & **SSJ112** into concrete.
WED12234-BX	1/2" x 2 3/4" (50/box) (Zinc)	
WED12334-BX	1/2" x 3 3/4" (50/box) (Zinc)	Adjustable Standoffs (SSJ 2" dia.) into concrete.
WED12412-BX	1/2" x 4 1/2" (50/box) (Zinc)	Adjustable Standoffs (SSJ 2" dia.), Base Shoes, Top/Side/Edge Mount Adjustable Spigots into concrete.
WED12512-BX	1/2" x 5 1/2" (50/box) (Zinc)	Adjustable Standoffs (SSJ 2" dia.), Base Shoes, Heavy Duty Post, Top/Side/Edge Mount Adjustable Spigots into concrete.
WED34512-BX	3/4" x 5 1/2" (20/box) (Zinc)	
WED38214-BX	3/8" x 2 1/4" (50/box) (Zinc)	
WED38234-BX	3/8" x 2 3/4" (50/box) (Zinc)	
WED383-BX	3/8" x 3" (50/box) (Zinc)	Posts, Standard Spigots 6" & 8", & **SSJ112** into concrete.
WED38334-BX	3/8" x 3 3/4" (50/box) (Zinc)	Posts, Standard Spigots 6" & 8", & **SSJ112** into concrete.
WED385-BX	3/8" x 5" (100/box) (Zinc)	Posts, Standard Spigots 6" & 8", & **SSJ112** into concrete.

Sleeve Anchors (Zinc)

PART #	Description	Uses
SLE12214-BX	1/2" x 2 1/4" (25/box)	
SLE123-BX	1/2" x 3" (25/box)	
SLE124-BX	1/2" x 4" (25/box)	Adjustable Standoffs (SSJ 2" dia.) into concrete.
SLE34414-BX	3/4" x 4 1/4" (10/box)	
SLE34614-BX	3/4" x 6 1/4" (10/box)	
SLE383-BX	3/8" x 3" (50/box)	Posts, Standard Spigots 6" & 8", & **SSJ112** into concrete.
SLE384-BX	3/8" x 4" (50/box)	Posts, Standard Spigots 6" & 8", & **SSJ112** into concrete.

Washers & Nuts

Washers

PART #	Description
PWZ516VP	5/16" Flat (100/box) (Zinc)
PWS516VP	5/16" Flat (100/box)
PWZ14VP	1/4" Flat (100/box) (Zinc)
PWS14VP	1/4" Flat (100/box)
PWZ39VP	3/8" Flat (75/box) (Zinc)
PWS38VP	3/8" Flat (100/box)
PWZ12CT	1/2" Flat (75/box) (Zinc)
PWS12CT	1/2" Flat (100/box)

Nuts

PART #	Description
SSNUT3816	3/8"-16 Hex Nut (50/box)
SSNUT1213	1/2"-13 Hex Nut (50/box)

PART #	Description	Uses
SSRIVETM6	M6 Rivet Nut (50/box)	Polaris Hinges (Series 125) & hydraulic Hinges into Posts.
SSRIVETM8	M8 Rivet Nut (50/box)	Glass Clips & off-the-Post Handrail Brackets into Posts.
SSRIVET38	3/8"-16 Rivet Nut (50/box)	Double Arm Glass Connector, Straight Arm Spider, and Glass Clip into Blank Heavy Duty Posts.

Tools

PART #	Description	Uses
SSRIVET	Hand Rivet Nut Gun	Inserting Rivet Nut into Posts.



PART #	Description	Uses
SSRIVETCM6	M6 Rivet Nut Collet (Metric)	Inserting Rivet Nut into Posts.
SSRIVETCM8	M8 Rivet Nut Collet (Metric)	Inserting Rivet Nut into Posts.
SSRIVETC38	3/8" Rivet Nut Collet (Imperial)	Inserting Rivet Nut into Posts.

Stub Drill - Drill Press

PART #	Description	Uses
134-648	11/64"	For **SSPH12X34** Stainless Steel / Steel.
134-656	5.0mm M6 x 1	Stainless Steel / Steel.
134-679	6.8mm M8 x 1.25	Stainless Steel / Steel.
134-416	8.5mm M10 x 1.5	Stainless Steel / Steel.
134-700	8.5mm M10 x 1.5	Stainless Steel / Steel.
128346	#7 0.2010	(Use with TAP1/4-20-3) Steel.

Jobber Drill - Hand Tool

PART #	Description	Uses
133-993	#7 for 1/4-20 Tap	(Also for Drill Press) Stainless Steel / Steel.
134-502	13/64" for 1/4" Tap	Stainless Steel / Steel.
134-517	1/4"	Stainless Steel / Steel.

Jobber Drill - Drill Press

PART #	Description	Uses
128136	#7 0.2010	(Use with TAP1/4-20-3) Steel.
144-110	6.8mm for M8	Steel.
118-011	7/32" HSS & Cobalt general purpose Drill Bit	(Use with TAP1/4-20-3) Steel.

Taps - Drill Press

PART #	Description	Uses
123-116	Hand Tap 1/4 - 20	Stainless Steel / Steel.
123-498	Hand Tap 4 Flute M6 x 1	Stainless Steel / Steel.
123-499	Hand Tap 4 Flute M8 x 1.25	Stainless Steel / Steel.
123-500	Hand Tap 4 Flute M10 x 1.25	Stainless Steel / Steel.
124-675	Hss Roll Form Tap 1/4 - 20	Stainless Steel / Steel.
124-765	Hss Roll Form Tap M6 x 1	Stainless Steel / Steel.
124-770	Hss Roll Form Tap M8 x 1.25	Stainless Steel / Steel.
TAP1/4-20-3	Hsse-V3 Spiral Flute Tap 1/4 20 x 3	Steel.

Metal Machinery / Tools & Accessories

Saws

Grinding Tools

Polishing Tools

Flow Drill

FEMI NG120XL PROFESSIONAL BENCHTOP MITERING BANDSAW

Part # 69908030047

"NG" SYSTEM: Opposite Blade Rotation Direction provides a more efficient & cleaner cut than traditional blade cutting systems. Up to **60% faster** cutting using this patented reverse cutting technology.

NG120XL Technical Data					
WATT	mm	Z/1"	m/min	a x b x h (mm)	Kg
1300 1~	1440 x 13 x 0.65	14*	35 ÷ 80	900 x 400 x 520	18

*Standard bimetal cobalt blade

1~ 110 Volt - Hz 50 single-phase motor

NG120XL Cutting Capacity			
@ 0°	120 x 102 mm	120mm	112 x 112mm
@ 45°	78 x 78 mm	80mm	78 x 78mm
@ 60°	50 x 43 mm	50mm	48 x 48mm

BB4825121014
Bandsaw Blades available. Contact us to inquire.

Scan QR code to see our demo video.

G4510WA-2 EURO 4" PORTABLE BANDSAW

Part # G4510WA-2

G4510WA-2 Technical Data					
WATT	mm	Z/1"	m/min	axbxh (mm)	Kg
370	1440 x 13 x 0.65	14*	45@50HZ 54@60HZ	730 x 360 x 450	27

*Standard bimetal cobalt blade

1~ 110 Volt - Hz 50 single-phase motor

G4510WA-2 Cutting Capacity		
@ 90°	100 x 150 mm	100mm
@ 45°	60 x 100 mm	60mm

BB4978121014
Bandsaw Blades available. Contact us to inquire.

Scan QR code to see our demo video.

7 1/4" METAL CUTTING SAW

Special Order Only

Includes: Case, Wrench, 7 1/4" Mild Steel Blade, Guide, Internal Laser Guide, Safety Protection.

PART #	Motor HP	Input Power	Max RPM	Max Depth Of Cut
69908120000	1.9	12A(1,400W)	3,800	2 3/8" (60mm)

7 1/4" Saw Blades

PART #	Used For	Capacity
63502007200	Mild Steel	5/16" (8mm)
63502007210	Aluminum	3/8" (9.5mm)
63502007220	Stainless Steel	1/4" (6mm)
69908120450	Thin Steel	1/4" (6mm)

9" METAL CUTTING SAW

Special Order Only

Includes: Case, Wrench, 9" Mild Steel Blade, Guide, Internal Laser Guide, Safety Protection.

PART #	Motor HP	Input Power	Max RPM	Max Depth Of Cut
69908120001	2.4	15A(1,400W)	2,300	3 1/8" (80mm)

9" Saw Blades

PART #	Used For	Capacity
63502009540	Mild Steel	1/2" (12.7mm)
63502009550	Aluminum	5/8" (15.9mm)
63502009560	Stainless Steel	5/16" (8mm)
69908120448	Thin Steel	1/4" (6mm)

14" METAL CUTTING SAW

Special Order Only

Features: Unique Auto-retracting Blade Guard, Quick release vise, & Ability to Bevel up to 45 degrees.

Includes: Case, Wrench, 14" Mild Steel Blade, Guide, Internal Laser Guide, Safety Protection.

PART #	Motor HP	Input Power	Max RPM	Max Depth Of Cut
72905361120	3.0	15A (1,800 W)	1,300	5 1/8" (130mm) Round 4 3/4" (120mm) Square

14" Saw Blades

PART #	Used For	Capacity
63502014600	Mild Steel	1/2" (12.7mm)
63502014610	Aluminum	5/8" (15.9mm)
63502014620	Stainless Steel	5/16" (8mm)
63502014630	Thin Steel	1/4" (6mm)

BOSCH
Invented for life

Bosch 1375A Electric Grinder

Wheel Diameter: 4 1/2"
Amps: 6
RPM: 11,000

Fein WSG11-125 Electric Grinder

Wheel Diameter: 5"
Watts: 11,000
RPM: 11,000

Einhell

Einhell 4431122 Cordless Grinder

Wheel Diameter: 4 1/2"
RPM: 8,500
2.5 Ah Battery recommended.
Batteries sold separately.

Einhell 4512131 2.5 Ah Battery & Charger Kit

Cut Off Wheel Zip Cut (25Pcs/Pack)

PART #	Dimensions	Peripheral Speed (m/s)	Max RPM (1/min)
SS412116	4/12" x 1/16" x 7/8"	80	13,300
SS412132U	4 1/2" x 1/32" x 7/8"	80	13,300
SS5116	5" x 1/16" x 7/8"	80	12,250
SS5132U	5" x 1/32" x 7/8"	80	12,250
SS6116	6" x 1/16" x 7/8"	80	10,200
SS7116	7" x 1/16" x 7/8"	80	8,500

Cut Off Wheel Zip Cut Depressed (25Pcs/Pack)

PART #	Dimensions	Peripheral Speed (m/s)	Max RPM (1/min)
SS412116DP	4 1/2" x 1/16" x 7/8"	80	13,300
SS5116DP	5" x 1/16" x 7/8"	80	12,250
SS7116DP	7" x 1/16" x 7/8"	80	8,500

Fine Finishing Disc

PART #	Dimensions	Peripheral Speed (m/s)	Max RPM (1/min)
POL412F	4 1/2" x 7/8"	80	13,300
POL512F	5" x 7/8"	80	12,200

Medium Finishing Disc

PART #	Dimensions	Peripheral Speed (m/s)	Max RPM (1/min)
POL412M	4 1/2" x 7/8"	80	13,300
POL512M	5" x 7/8"	80	12,200

FEIN PIPE POLISHER/SANDER PROFESSIONAL SET

RS12-70E

Includes:

- 1 RS12-70E Pipe Polisher/Sander.
- Sanding Belts 20 x 815mm - 120 Grit (x10) + 180 Grit (x10).
- Sanding Belts 40 x 815mm - 120 Grit (x10) + 180 Grit (x10).
- Fleece Belts 20 x 815mm - 280 Grit (x5).
- 1 Carrying Case.

Additional Accessories Sold Separately

Sanding Belts (Sold in packs of 10)

69908034025	20 x 815mm	80 Grit ★
63714050015	20 x 815mm	120 Grit
63714051014	20 x 815mm	180 Grit
63714052017	20 x 815mm	320 Grit
63714053011	20 x 815mm	400 Grit
69908034234	20 x 815mm	600 Grit
69908034253	40 x 815mm	60 Grit
69908036109	40 x 815mm	80 Grit ★
63714054019	40 x 815mm	120 Grit
63714055013	40 x 815mm	180 Grit
69908034235	40 x 815mm	280 Grit ★

Fleece Belts (Sold in packs of 5)

63714056016	40 x 815mm	80 Grit ★
63714057010	40 x 815mm	120 Grit
63714058018	40 x 815mm	280 Grit
69908034252	40 x 815mm	Coarse
69908036110	40 x 815mm	Medium
69908036135	40 x 815mm	Fine

Ceramic Belts (Sold in packs of 10)

63714130010	20 x 815mm	80 Grit ★
63714131010	40 x 815mm	80 Grit

Polishing Belts (Sold in packs of 3)

63726010018 20 x 815mm

★SPECIAL ORDER ITEMS
For Technical Specifications, visit our Website.

FEIN WP014-25E METAL FINISHER

69908030010

High performance Metal Finisher for processing of Stainless Steel surfaces.

Features:

- Soft-start.
- Soft-start lock.
- FEIN high-performance motor.
- Spindle lock.
- 1,200 Watts.
- 2,500 Max RPM.
- 9" (230mm) Polishing Disc.

FEIN SS FINISHING KIT

63721050020

Perfect, blemish-free Satin finishing with extremely low head build-up.

Includes:

- 60 Grit medium gum wheel (1pc).
- 180 Grit fine gum wheel (1pc).
- 180 Grit fine sinus fleece wheel (1pc).

Flowdrill®

A Flowdrill is a lobed, conical tungsten carbide tool. When rotated at high speed and pressed with high axial force into sheet Metal or thin Walled Tube, generated heat softens the Metal and allows the Drill to feed forward, produce a hole and simultaneously form a Bushing from the displaced material. Contact us for more information.



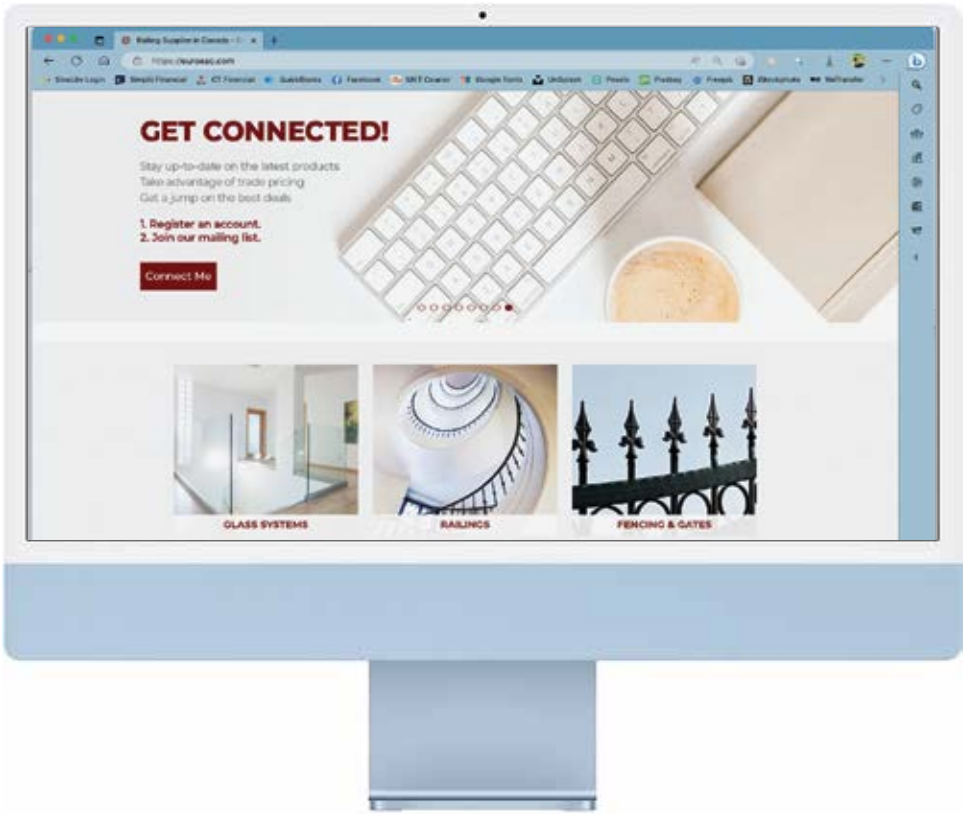

Please scan the code to see more machinery, tools, and hardware on our Website.

Cleaners, Protectors, & Silicone

 · Images are for illustration purposes only. Consult with your local building authority.

CHOOSE THE RIGHT PROTECTIVE COATING

Painted, Anodized or Architectural Metal

A clear, protective UV coating formulated to restore color and luster to dull, faded, oxidized metal of any color. Add years of protection from tarnish, oxidation, and corrosion.

EVERBRITE™

Stainless Steel High Use & Abuse Mirror Polish

A tough, thin, clear coating for high touch surfaces providing protection from salt damage, tarnish, corrosion, and oxidation.

PROTECTAclear®

Antimicrobial Protection

A clear coating providing protection for most surfaces from environmental damage, while helping to prevent the spread and growth of bacteria.

CROBIAL™ COAT MICROBAN

Everbrite Protective Coating

EVERBRITE

Everbrite Protective Coating

- Has more UV blockers and anti-oxidants in it than ProtectaClear.
- One-part coating; no mixing, no waste.
- Has UV protection to protect painted metals from fading and chalking on painted or exterior metal.
- Remains flexible; will not crack, chip, or peel when garage doors roll up and down.
- Protects from fading and oxidation; has additional UV protection to protect exterior metal from tarnishing.
- Will seal rusted metal: bronze sculptures, architectural metal, or other metal.
- Will not yellow; remains crystal clear.
- Self-Leveling: application marks level out.
- Excellent adhesion on metal, even polished metals.
- Self-annealing: will blend to itself so repairs are easy.
- Will last 4-5 years if cleaned properly and 2 coats applied.

Everbrite Uses

- Painted Metals: Metal Sidings, Storage Doors, Metal Roofs, Garage Doors, and Gutters.
- Metal Buildings: Sheds and more.
- Garage Doors or Storage Roll-up Doors.
- Copper Gutters.
- Copper Roofs.
- Cupolas.
- Finials.
- Weathervanes.
- FiberGlass.
- COR-TEN® Metals (Rusty).
- Marine Grade Metals: Brass, Copper, Bronze, and Zinc.

PART #	Size	Coverage (Sq.Ft.)	Finish
SSEVEVER1	4 oz.	25	Clear
SSEVEVER2	Pint	125	Clear
SSEVEVER2S	Pint	125	Satin
SSEVEVER3	Quart	250	Clear
SSEVEVER4	Gallon	1,000	Clear
SSEVEVER6	12 oz. Spray	60	Clear

Contact us for additional sizes.
5 Gallon size of Everbrite, and any size in Satin finish are available as a special order.

Everbrite Protective Coating

Protectaclear Protective Coating

- Is thinner and tougher than Everbrite Protective Coating; solvent-based.
- Designed for use on unpainted metal.
- One-part coating; no mixing, no waste.
- Has excellent salt and chlorine resistance and superior adhesion to Stainless Steel and Polished Metal.
- Has extra salt protection for Marine applications or coastal environments or metal around pools.
- Is more scratch-resistant than Everbrite Protective Coating.
- Remains flexible; will not crack, chip, or peel.
- Will not yellow; remains crystal clear.
- Self-Leveling: application marks level out.
- Excellent adhesion on metal, even polished metals.
- Safe for use on jewellery or in kitchens. Food safe after cured.
- Self-annealing: will blend to itself so repairs are easy.

Protectaclear Uses

- Unpainted Metals: Railings, Doorknobs, or KickPlates.
- Unpainted Metals (Marine): Stainless Steel, Brass, Copper, etc.
- Jewellery: Copper, Brass, Silver, Plated Metals, and more.
- Stainless Steel or other metals around pools; e.g., sculptures.
- Engine: Motorcycle Parts, Wheels, and any Boat.
- Marine Grade Metals: Brass, Copper, Bronze, and Zinc.

PART #	Size	Coverage (Sq.Ft.)	Finish
SSEVPROTECT1	4 oz.	25	Clear
SSEVPROTECT2	Pint	125	Clear
SSEVPROTECT8	Pint	125	Satin
SSEVPROTECT3	Quart	250	Clear
SSEVPROTECT4	Gallon	1,000	Clear
SSEVPROTECT5	6 oz. Spray	60	Clear
SSEVPROTECT6	12 oz. Spray	60	Clear

Contact us for additional sizes.
5 Gallon size of ProtectaClear, and any size in Satin finish are available as a special order.

Crobial Coat Protection

CrobialCoat™ Antimicrobial is a durable, clear protective coating that provides protection for most surface rust, salt damage, tarnish, corrosion, and oxidation. CrobialCoat™ has built-in Microban® Antimicrobial technology for an added level of protection against the growth of microbes. It is our most durable and scratch-resistant coating. Ideal for high-touch surfaces where cleanliness matters.

- Combines the tough protection of ProtectaClear® with the antimicrobial product protection of Microban®, keeping coated surfaces 99% cleaner by inhibiting the growth of bacteria and microbes.
- Clear coating specifically designed for protection of metals (even highly polished metals), ceramics, hard plastic, and hardwoods.
- Ideal for use in high-touch environments where cleanliness matters such as schools, hospitals, kitchens, and restrooms in both home and commercial environments.
- Will not wash off - antimicrobial protection remains effective for the life of the coating.
- Surfaces stay cleaner longer, show less fingerprints, and are much easier to maintain with less effort and time.
- Helps prevent odours due to odour-causing bacteria.
- Sealed surfaces clean easily with mild soap and water.
- Contains powerful antioxidants to protect against tarnish, oxidation, and corrosion.
- Remains flexible - will not crack, chip, peel, or discolour.
- Self-Leveling and self-annealing - blends to itself, making touch-ups easy. Easily adds an extra layer of antimicrobial protection to surfaces already coated with ProtectaClear® without additional prep.
- One-part coatings - no mixing or waste.
- Suitable for marine and ocean environments - highly salt-resistant.
- Excellent adhesion - even to highly polished metals.

PART #	Size	Coverage (Sq.Ft.)
SSEVPROCOAT1	4 oz.	25
SSEVPROCOAT2	Pint	125
SSEVPROCOAT3	Quart	250

Not recommended for use on soft plastic, rubber, or silicon.

Stainless Steel Cleaning Kits

Stainless Steel Cleaning Kits clean and restore rusted or corroded Stainless Steel and protect it from rust, corrosion, salts, chlorines, and more. The 4 oz. Kit cleans 25 sq. ft. and the Pint kit cleans 125 sq. ft.

Each Kit includes: Stainless Steel Rust Remover, EZ PREP Cleaner & Neutralizer, ProtectaClear, Prep Pad Scrubber, Applicator Pad, and Nitrile Gloves.

***NOT INCLUDED:** Solvent for final wipe. Xylene or Denatured Alcohol are recommended. ProtectaClear can be removed with Xylene.

PART #	Size
SSEVSSKIT1	4oz.

PART #	Size
SSEVSSKIT2	Pint

Garage Door Cleaning Kits

Garage Door Cleaning Kits restore the original colour and luster of your garage door. Available in 1-Door and 2-Door Kits.

Each Kit includes: Everbrite, EZ PREP Cleaner & Neutralizer, Prep Pads, Applicator Pad(s), Microfiber Cleaning Towel, and Nitrile Gloves.

Advantages:

- Less mess than painting.
- Much easier than painting.
- Less expensive than painting.
- No masking or taping necessary.
- Protect the door hardware at the same time.
- Everbrite lasts much longer than repainting.
- Coated surface is much easier to keep clean. Repels dirt.

PART #	Size
SSEVDOOR1	1-Door

PART #	Size
SSEVDOOR2	2-Door

Additional Everbrite Cleaning Products

EZ Prep Cleaner & Neutralizer

SSEVACC1 4 oz. bottle

- Highly concentrated, biodegradable, free-rinsing cleaner and neutralizer; emulsifies.
- Does NOT remove tarnish or rust from Copper, Brass, Stainless Steel, or other metal.
- Works exceptionally well for cleaning chalky oxidation on Metal Siding, Storage Doors, or other painted metal.

HD Copper Cleaning Gel

SSEVACC2 16 oz. jar

- Environmentally friendly, heavy-duty Copper Cleaner. Unique solution blended specifically to remove tarnish and oxides from Copper-based Metals.
- Use on Copper Roofs (will cling), Gutters, Hoods, Fireplaces, and other Copper that is difficult to clean.

Midas Touch Metal Polishing Cream

SSEVACC7 4.5 oz. Tube

- Gently removes tarnish, film, and hairline scratches from ALL metal surfaces while restoring them to their original luster and shine.
- Wiping with a solvent is still required to ensure proper adhesion.
- Does NOT contain any acid, so there is NO neutralizing necessary before coating with Everbrite or ProtectaClear.

Stainless Steel Rust Remover

SSEVACC5 8 oz. bottle

- Non-abrasive cleaner for cleaning Stainless Steel to remove rust, tea-staining, and iron deposits.
- FREE of Oxalic Acid - uses new technology. Very quick and effective.
- Thickly foams, so it clings - easy to use. Easily applied by brush or spray.
- Stays wet for a long time. Leaves surfaces clean, streak-free, and shiny.
- Effective in hard or soft water. Does not form white deposit with hard water.

Everbrite Prep Pad

SSEVACC6 1 piece

- Flexible, non-woven Pad acts as a great substitute for Steel Wool.
- Will not rust, shred, or splinter.
- Washable, reusable, and can be cut and folded.
- Use to remove chalk, oxidation, and stains from Painted Metal.
- Clean Anodized Aluminum, Storage Doors, Metal Buildings, Stainless Steel, Window Frames, Shutters, and more.
- Do NOT use on Mirror Finish Stainless Steel or anything that is highly polished!

Additional Cleaners & Accessories

Sprayway Glass Cleaner

GGCLEANER
539g / 16 fl.oz.

Richelieu Stainless Steel Cleaner

SSCLEANER
425g / 15 fl.oz.

Weicon Stainless Steel Spray Paint

SSSPRAYPAINT
500mL

Weicon 2-Part Adhesive Kit

SSRK-1500
60g

Scotch-Brite Scouring Pads

3MASB7447B
Sold in packs of 5.

Silicone

General Purpose

G.E. Silicone

GESCS1200
299mL Clear.

GESCS1200W
299mL White.

CS Silicone

SILICONE1
300mL Clear.

Mold & Mildew Resistant.

Sanitary

G.E. Silicone

GESCS1700
299mL Clear.

Richelieu Silicone

SILICONE2
300mL Clear.

DEEP CLEAN YOUR GLASS.

GLASS SCRUB®

Water Spot & Stain Remover

GGCLEANER2 (500 mL / 16 fl. oz.)

Glass SCRUB® removes the toughest Stains, Soap Scum, Rust, and Hard Water Mineral Deposits in Kitchens, Baths, and throughout the home.

Glass SCRUB® deep cleans Sinks, Tubs, Showers, and Counters to a sparkling shine without scratching or dulling the surface. Perfect for Glass, Porcelain, Ceramics, and other hard surfaces such as Granite and Tile.

Used by professionals. The ultimate stain and build-up remover... guaranteed!

Properties

- Active Ingredients: Finely-divided Crystalline Silica, Soap, and Detergent.
- Flash Point: Non-flammable – Water-based.
- Odour: Mild (Wintergreen).
- Colour: White to Off-white.
- pH: 3.0.
- Viscosity: Consistency of Cream.
- Specific Gravity: 1.15.
- Storage Stability: Minimum 2 years.
- Weight per Gallon: 4.34 kg / 9.56 lbs.
- Freeze/Thaw Stability: Good.

PROTECT YOUR GLASS.

INVISIBLE SHIELD®

Protective Glass & Surface Coating

GGCLEANER3 (500 mL / 16 fl. oz.)

INVISIBLE SHIELD® seals, polishes, and protects Glass Windows, Patio Doors, Shower Doors & Enclosures, Porcelain Sinks & Bathtubs, and Ceramic Tile Walls & Counters.

INVISIBLE SHIELD® protects surfaces with a water, soil, and stain repellent finish that dramatically reduces the adhesion and build-up of Dirt, Grime, Water Spots, Limescale, Rust, Soap Scum, and Hard Water Minerals for easier next-time cleaning.

Long-lasting and resists Soaps, Solvents, and Detergents. Infinitely renewable!

Properties

- Active Ingredient: Dimethyl Polysiloxanes.
- Flash Point: 19°C / 66°F (TAG Open Cup).
- Odour: Mild (Ethyl Alcohol).
- Colour: Clear, colourless liquid.
- Acid Number: About 1.
- Viscosity: Consistency of Alcohol.
- Specific Gravity: 0.802.
- Abrasives: None.
- Storage Stability: Minimum 5 years.
- Weight per Gallon: 3.5 kg / 7.7 lbs.

Index

PART#	PAGE#
128136	202
128346	202
4431122	207
4512131	207
63502007200	206
63502007210	206
63502007220	206
63502009540	206
63502009550	206
63502009560	206
63502014600	206
63502014610	206
63502014620	206
63502014630	206
63714050015	209
63714051014	209
63714052017	209
63714053011	209
63714054019	209
63714055013	209
63714056016	209
63714057010	209
63714058018	209
63714130010	209
63714131010	209
63721050020	209
63726010018	209
69908030010	209
69908030047	205
69908034025	209
69908034234	209
69908034235	209
69908034252	209
69908034253	209
69908036109	209
69908036110	209
69908036135	209
69908120000	206
69908120001	206
69908120448	206
69908120450	206
72905361120	206
118-011	202
123-116	202
123-498	202
123-499	202
123-500	202
124-675	202
124-765	202
124-770	202
133-993	202
134-416	202
134-502	202
134-517	202
134-648	202
134-656	202
134-679	202
134-700	202
1375A	207
144-110	202
3MASB7447	218
683RSS58G	156
683RSS58GB	156
683RSS58SB	156
BB4825121014	205
BB4978121014	205
BSST1662316	107
FKAS1234VP	197
FR5-10MX	40,44,198
G4510WA-2	205
GESCS1200	218
GESCS1200W	218
GESCS1700	218
GGCLEANER	164,218
GGCLEANER2	164
GGCLEANER3	164
GGT123530	163
GGT123532	163
GGT123534	163
GGT123536	163
GGT123538	163
GGT123540	163
GGT123542	163
GGT123544	163
GGT123546	163
GGT123548	163
GGT123550	163
GGT123554	163
GGT123560	163
GGT123572	163
GGT124112	163
GGT124116	163
GGT124118	163
GGT124120	163
GGT124122	163
GGT124124	163
GGT124126	163
GGT124128	163
GGT124130	163
GGT124132	163
GGT124134	163
GGT124136	163
GGT124138	163
GGT124140	163
GGT124142	163
GGT124144	163
GGT124146	163
GGT124148	163
GGT124150	163
GGT124152	163
GGT124154	163
GGT124156	163
GGT124158	163
GGT124160	163
GGT124162	163
GGT124164	163
GGT124166	163
GGT124168	163
GGT124172	163
GGT124624	163
GGT124628	163
GGT124632	163
GGT124632G1	163
GGT124632G2	163
GGT124636	163
GGT124640	163
GGT124642	163
GGT124644	163
GGT124646	163
GGT124648	163
GGT124648G1	163
GGT124648G2	163
GGT124650	163
GGT124652	163
GGT124654	163
GGT124654G2	163
GGT124656	163
GGT124658	163
GGT124660	163
GGT124660G2	163
GGT124662	163
GGT124664	163
GGT124666	163
GGT124668	163
GGT124670	163
GGT124672	163
GGTTROLLEY	164
GGTTROLLEYS	164
HB12312	199
HB124SS	199
HB125	199
HB125SS	199
HBD12	199
HBD38	199
HBDS34	37,199
HBM10100	199
HBM1050	199
HBM1080	199
HBM12120	199
HBM8100	199
HBM850	199
HBM880	199
HLS384CT	200
HLS385-BX	200
HLS385CT	200
HLZ384L	200
HLZ385L	200
ISS12234	200
ISS12334	40,200
ISS12412	40,200
ISS12512	200
ISS34512	200
ISS38214	200
ISS38234	200
ISS383	200
ISS38334	40,200
ISS385	200
LAG123SS	200
LAG124SS	200
LAG125	200
LAG125SS	200
LAG383	200
LAG383SS	200
LAG384	200
LAG384SS	200
LAG385	200
LAG385SS	200
MLSPS2L	173
PA100	44,198
POL412F	208
POL412M	208
POL512F	208
POL512M	208
PSMC112SSSG	155
PSMC112SSSGB	155
PSMC112SSSSB	155
PWS12CT	40,201
PWS14VP	201
PWS38VP	40,201
PWS516VP	201
PWZ12CT	201
PWZ14VP	201
PWZ39VP	201
PWZ516VP	201
ROCKITE	198
RS12-70E	208
SILICONE1	218
SILICONE2	218
SLE12214-BX	201
SLE123-BX	201
SLE124-BX	201
SLE34414-BX	201
SLE34614-BX	201
SLE383-BX	201
SLE384-BX	201
SS412116	208
SS412116DP	208
SS412132U	208
SS5116	208
SS5116DP	208
SS5132U	208
SS6116	208
SS7116	208
SS7116DP	208
SSB5844TG	156
SSB5844TGB	156
SSB5844TSB	156
SSBSQ1244TG	155
SSBSQ1244TGB	155
SSBSQ1244TSB	155
SSCB18100	142
SSCB18250	142
SSCBBW3834	136,142
SSCBBW93234	136,142
SSCBCONBIW	144
SSCBCONBWS	144
SSCBCONCRKIT	144
SSCBCONCRT	144
SSCBCONECBL	144
SSCBCONECSS	144
SSCBCONFWL	144
SSCBCONKIT10	144
SSCBCONKIT15	144
SSCBCONKIT20	144
SSCBCONKIT25	144
SSCBCONKIT30	144
SSCBCONKIT5	144
SSCBCONSTAR	144
SSCBECBL	135,142
SSCBECSSCH	135,142
SSCBECSSDO	135,142
SSCBIB14516	136
SSCBIB31614	136
SSCBIB381532	136
SSCBKIT41410	135
SSCBKIT41415	135
SSCBKIT41420	135
SSCBKIT41425	135
SSCBKIT41430	135
SSCBKIT41440	135
SSCBKIT4145	135
SSCBKIT41450	135
SSCBKIT41470	135
SSCBKIT71210	135
SSCBKIT71215	135
SSCBKIT71220	135
SSCBKIT71225	135
SSCBKIT71230	135

PART#	PAGE#
SSCBKIT71240	135
SSCBKIT7125	135
SSCBKIT71250	135
SSCBNE18	136
SSCBQC18	142
SSCBQCLAG	142
SSCBQCLAG1	142
SSCBQCP18	142
SSCBQCPST18	142
SSCBRG18	136
SSCBRT18	136
SSCBSL1478	136
SSCBTG	136
SSCBTT	136
SSCBWCUT18	136
SSCLEANER	218
SSDRAIBINT	151
SSDRAIBQC	151
SSDRAIBQCS	151
SSDRAIBSCIS	151
SSDRAIBTT	151
SSDRAIBTTS	151
SSDRAIPAD	151
SSDRAPAINTB	151
SSDRAPCB	151
SSDRAPCTB	151
SSDRARCLVL	151
SSDRARCSTR	151
SSDRKIN36	149
SSDRKIN42	149
SSDRKINS36	150
SSDRKLR36	150
SSDRKLR42	150
SSDRKNL36	150
SSDRKNL42	150
SSDRKNP36	150
SSDRKNP42	150
SSDRKNR36	150
SSDRKNR42	150
SSDRKQC36	149
SSDRKQC42	149
SSDRKQCS36	150
SSDRKSC36	149
SSDRKSC42	149
SSDRKSR36	150
SSDRKTT36	149
SSDRKTT42	149
SSDRKTTS36	150
SSDS110	189
SSDS111	189
SSDS112	190
SSDS113	190
SSEB1020116S	107
SSEB1040316S	107
SSEB1320116S	107
SSEB1340316S	107
SSEB1350316S	107
SSEB2020116S	107
SSEB2040316S	107
SSEB3020116S	107
SSEB3021116S	107
SSEB3040316S	107
SSEB3050316S	107
SSEB4020116S	108
SSEB4040304S	108
SSEB4120116S	108
SSEB4140316S	108

PART#	PAGE#
SSEB7020104S	108
SSEB7040304S	108
SSEB8020116S	108
SSEB8040316S	108
SSEB8050316S	108
SSEB8100216S	110
SSEB8110116S	110
SSEB9020116S	110
SSEB9040316S	110
SSEB9050316S	110
SSEBLNDFLUSH	108
SSEBLNDLEFT	108
SSEBLNDRIGHT	108
SSEBREC2101	112
SSEBREC2102	112
SSEBREC2103	112
SSEBREC211B	112
SSEBREC212B	112
SSEBREC213B	112
SSEBREC501	113
SSEBREC502	113
SSEBREC503	113
SSEBREC504	113
SSEP0010216S	59,109
SSEP001021B	109
SSEP0012416S	109
SSEP0012516S	109
SSEP0020216S	109
SSEP0022404S	109
SSEP0030216S	109
SSEP0032416S	109
SSEP0032504S	109
SSEP0070216S	109
SSEP0072416S	109
SSEP0072516S	109
SSEPREC11212	112
SSEPREC21	112
SSEPREC212	112
SSEPREC21B	112
SSEPREC501	113
SSEPREC502	113
SSEVACC1	217
SSEVACC2	217
SSEVACC5	217
SSEVACC6	217
SSEVACC7	217
SSEVDOOR1	216
SSEVDOOR2	216
SSEVEVER1	213
SSEVEVER2	213
SSEVEVER2S	213
SSEVEVER3	213
SSEVEVER4	213
SSEVEVER6	213
SSEVPROCOAT1	215
SSEVPROCOAT2	215
SSEVPROCOAT3	215
SSEVPROTECT1	214
SSEVPROTECT2	214
SSEVPROTECT3	214
SSEVPROTECT4	214
SSEVPROTECT5	214
SSEVPROTECT6	214
SSEVPROTECT8	214
SSEVSSKIT1	216
SSEVSSKIT2	216
SSFB0012216S	118

PART#	PAGE#
SSFB0022216S	118
SSFB0032216S	118
SSFB212304	106
SSFL12X2	197
SSFL14X2	197
SSFL8X1	197
SSFLPK1	39,197
SSFLPK2	39,197
SSFLPK3	39,197
SSFP0012116S	118
SSFP0012216S	118
SSFP0022116S	118
SSFP0022216S	118
SSFP0112216S	118
SSFPM6TOM8	198
SSFPM8TOM10	198
SSFSRND100	78
SSFSSQR100	79
SSGC014XX16S	89
SSGC015XX16S	89
SSGC101XX16S	83
SSGC103XX16S	83
SSGC106XX16S	83
SSGC201XX16S	83
SSGC201XXZMS	83
SSGC203XX16S	59,83
SSGC203XXZMS	83
SSGC206XX16S	83
SSGC206XXZMS	83
SSGC207XX16S	83
SSGC207XXZMS	83
SSGC301XX16B	84
SSGC301XX16S	54,84
SSGC301XXZMB	84
SSGC301XXZMS	84
SSGC303XX16S	84
SSGC306XX16S	84
SSGC411XX16B	85
SSGC411XX16S	85
SSGC411XXZMB	85
SSGC411XXZMS	85
SSGC413XX16S	85
SSGC417XX16S	85
SSGC4314516B	86
SSGC4314516S	86
SSGC431XX16B	56,84
SSGC431XX16S	63,84
SSGC431XXSET	84
SSGC431XXZMB	84
SSGC431XXZMS	84
SSGC433XX16S	84
SSGC437XX16S	84
SSGC451XX16S	86
SSGC461XX16S	86
SSGCH40116S	86
SSGF0010016B	123
SSGF0010016G	123
SSGF0010016S	123
SSGF001001GB	123
SSGF0020016S	124
SSGF100X16B	123
SSGF100X16G	123
SSGF100X16GB	123
SSGF10GM16S	122
SSGF10GX16S	122
SSGF11GM16B	122
SSGF11GM16GB	122

PART#	PAGE#
SSGF11GM16S	121,122
SSGF11GM17B	122
SSGF11GM17S	122
SSGF11GM18B	122
SSGF11GM18S	122
SSGF12GM16B	125
SSGF12GM16S	125
SSGF13GM16B	125
SSGF13GM16S	125
SSGF14GM16B	125
SSGF14GM16S	125
SSGF200X16S	124
SSGR10001RBN	83
SSGR10002RBN	83
SSGR10003RBN	83
SSGR20001RBN	83
SSGR20002RBN	83,89
SSGR20003RBN	83,89
SSGR20004RBN	83,89
SSGR30001RBN	84
SSGR30002RBN	84
SSGR30003RBN	84
SSGR41001RBN	84,85
SSGR41001RBN	86
SSGR41002RBN	84,85
SSGR41002RBN	86
SSGR41003RBN	84,85
SSGR41003RBN	86
SSGR41004RBN	84,85,86
SSGR513RBN	86
SSGR515RBN	86
SSGR517RBN	86
SSGR519RBN	86
SSGR521RBN	86
SSGS0010016S	123
SSGWCH112B	185
SSGWCH112BN	185
SSGWCH112CA	185
SSGWCH112CP	185
SSGWCH112E	185
SSGWCH11B	185
SSGWCH11BN	185
SSGWCH11CA	185
SSGWCH11CP	185
SSGWCH11E	185
SSGWCH12B	185
SSGWCH12BN	185
SSGWCH12CA	185
SSGWCH12CP	185
SSGWCH12E	185
SSGWCH200A	182
SSGWCH200B	182
SSGWCH200ECA	183
SSGWCH200ECB	183
SSGWCH5834	185
SSGWCHSEAL1	186
SSGWCHSEAL2	186
SSGWCHSEAL3	186
SSGWFL34	185
SSGWLEGG	180
SSGWLEGW	180
SSGWLM1	179
SSGWLM2	179
SSGWLM3	179
SSGWLM4	179
SSGWLM5	179
SSGWLM6	179

Index

PART#	PAGE#
SSGWPF90	175,176
SSGWPFNH	175,176
SSGWPFPIVOT	175
SSGWPFSTOP	176,177
SSGWPFX1	175,176
SSGWPFX2	175,176
SSGWPFX3	175,176
SSGWPFX4	175,176
SSGWPFX5	176
SSGWPFX5B	177
SSGWPFX5SA	177
SSGWPFX5SS	177
SSGWPFX6	175,177
SSGWPFX7B	177
SSGWPFX7SA	177
SSGWPFX7SS	177
SSGWPFX8B	177
SSGWPFX8SA	177
SSGWPFX8SS	177
SSGWPFX9B	177
SSGWPFX9SA	177
SSGWPFX9SS	177
SSGWPFY12B	178
SSGWPFY12S	178
SSGWPFY24B	178
SSGWPFY24S	178
SSGWPFY36B	178
SSGWPFY36S	178
SSGWPFY48B	178
SSGWPFY48S	178
SSGWPFY60B	178
SSGWPFY60S	178
SSGWPFY72B	178
SSGWPFY72S	178
SSGWPFZ48S	178
SSHD0010404S	130
SSHD0030404S	130
SSHD0060404S	130
SSHDADJUST	130
SSHDEND12	130
SSHDGLASS	130
SSHDSQR04S	130
SSHPRND50B	72
SSHPRND50C	72
SSHPRND50E	72
SSHPRND50L	72
SSHPRND50X1	74
SSHPRND50X2	72
SSHPRND50X3	72
SSHPRND50X4	72
SSHPRND50X5	72
SSHPRND50X6	72
SSHPSQR50B	72
SSHPSQR50C	72
SSHPSQR50E	72
SSHPSQR50L	72
SSHPSQR50X1	74
SSHPSQR50X2	72
SSHPSQR50X3	72
SSHPSQR50X4	72
SSHPSQR50X5	72
SSHPSQR50X6	72
SSHPZAC01	72
SSHPZAC02	72
SSHPZAC03	72
SSHPZAC04	72
SSHPZAC05	72
SSHPZAC06	72
SSHPZAC07	74
SSHPZAC08	74
SSHPZAC09	73
SSHPZAC09	74
SSHPZAC10	74
SSHPZAC11	74
SSHPZAC12	73
SSHPZAC13	73
SSHPZAC14	73
SSJ112	200,201
SSJ112112	38, 39, 197
SSJ112112T	37
SSJ112114	38, 39, 197
SSJ1122	38, 39, 197
SSJ1122T	37
SSJ2112	38, 39
SSJ22	38, 39
SSJHB124SS	39, 199
SSJQ112	38, 39, 197
SSJT1	40
SSK1121124B	42
SSK1121126GB	42
SSK1121126S	42
SSK1121146S	42
SSK112126S	42
SSK1121346S	42
SSK11214B	42
SSK11216GB	42
SSK11216S	42
SSK11224B	42
SSK11226GB	42
SSK11226S	42
SSK11234B	42
SSK11234S	42
SSK112SQR	43
SSK112SQRB	43
SSK112SQRGB	43
SSK114126S	42
SSK21124B	42
SSK21126GB	42
SSK21126S	42
SSK21146S	42
SSK2126S	42
SSK21346S	42
SSK214B	42
SSK216GB	42
SSK216S	42
SSK224B	42
SSK226GB	42
SSK226S	42
SSK2346S	42
SSKCAP1124B	42
SSKCAP1126GB	42
SSKCAP1126S	42
SSKCAP112GAS	42
SSKCAP112GAX	42
SSKCAP1146S	42
SSKCAP114GAS	42
SSKCAP24B	42
SSKCAP26GB	42
SSKCAP26S	42
SSKCAP2GAS	42
SSKCAP2GAX	42
SSKF121	39, 44. 198
SSKF381	39, 44. 198
SSKF382	44, 198
SSKF383	42, 44, 198
SSKF384	42, 44, 198
SSKF5161	44, 198
SSKFHB38212	44, 199
SSKFHB38314	44, 199
SSKFHB384	44, 199
SSKFHB5161	44, 199
SSKFHBI3835	44, 199
SSKFHBI384	44, 199
SSKFW382	44, 198
SSKFW38234	39, 44, 198
SSL1KITGB	160
SSL1KITS	160
SSL1WB100GB	160
SSL1WB100S	160
SSL1WB101GB	160
SSL1WB101S	160
SSL2KITELEC	160
SSL2LED1	160
SSL2LED2	160
SSL2LED3	160
SSL2LED4	160
SSL2LED5	160
SSLIFTELITE	164
SSLIFTELITE2	164
SSM10100SET	198
SSM1060SET	198
SSM1080SET	198
SSM10ROD	198
SSM12ROD	198
SSM4	197
SSM505	198
SSM58	197
SSM612BX	197
SSM616BX	197
SSM620BX	197
SSM625	197
SSM8100SET	198
SSM812	197
SSM816	197
SSM820	82, 197
SSM850SET	198
SSM8ROD	198
SSNUT1213	39, 201
SSNUT3816	39, 201
SSPC0600116S	78
SSPC0761316S	78
SSPC0850416S	78
SSPC1050116S	78
SSPC1050216S	78
SSPC1051316S	78
SSPC1051416S	78
SSPC1251416S	78
SSPE36BPEB	51, 52, 53
SSPE36BPEF	51, 52, 53
SSPE36BPEM	51, 52, 53
SSPE36LNDB	51, 54
SSPE36LNDC	51, 54
SSPE36LNDE	51, 52, 54
SSPE36LNDL	51, 51, 54
SSPE36STBB	51, 53
SSPE36STBF	51, 53
SSPE36STBM	51, 53
SSPE36STEB	51, 52, 53
SSPE36STEF	51, 52, 53
SSPE36STEM	51, 52, 53
SSPE36STLB	51, 52, 53
SSPE36STLF	51, 52, 53
SSPE36STLM	51, 52, 53
SSPE42LNDE	51, 54
SSPE42LNDL	51, 54
SSPEFT36LNC	55, 56
SSPEFT36LNE	55, 56
SSPEFT36LNL	55, 56
SSPEFT36SBE	55, 56
SSPEFT36SL	55, 56
SSPEFT36T42	57, 58
SSPEFT36TL	57, 58
SSPEFT36TR	57, 58
SSPEFT42BL	57, 58
SSPEFT42LNC	57, 58
SSPEFT42LNE	57, 58
SSPEFT42LNL	57, 58
SSPEXS36LNC	56
SSPEXS36LNE	56
SSPEXS36LNL	56
SSPEXS36SBE	56
SSPEXS36SL	56
SSPEXS36T42	56
SSPEXS36TL	56
SSPEXS36TR	56
SSPEXS42BL	56
SSPEXS42LNC	56
SSPEXS42LNE	56
SSPEXS42LNL	56
SSPFEB1801	88
SSPFEB1802	88
SSPFEB180B	87
SSPFEB180G	87
SSPFEB180GB	87
SSPFEB180MB	87
SSPFEB180S	87
SSPFEB901	88
SSPFEB902	88
SSPFEB90B	87
SSPFEB90G	87
SSPFEB90GB	87
SSPFEB90MB	87
SSPFEB90S	87
SSPFEBADJ1	88
SSPFEBADJ2	88
SSPFEBADJB	87
SSPFEBADJG	87
SSPFEBADJGB	87
SSPFEBADJMB	87
SSPFEBADJS	87
SSPFEBTS	87
SSPFEBWALL1	88
SSPFEBWALL2	88
SSPFEBWALLB	87
SSPFEBWALLG	87
SSPFEBWALLGB	87
SSPFEBWALLMB	87
SSPFEBWALLS	87
SSPFGL1801FB	171
SSPFGL1801FS	171
SSPFGL180B	168
SSPFGL180S	164, 168
SSPFGL180SSS	164, 168
SSPFGL601G	164
SSPFGL601GB	171
SSPFGL601GS	171
SSPFGL601W	164
SSPFGL601WB	171

PART#	PAGE#
SSPFGL601WS	171
SSPFGL90SSS	164, 168
SSPFGLWB	168
SSPFGLWFB	171
SSPFGLWFS	171
SSPFGLWS	164, 168
SSPFGLWSSS	164, 168
SSPFH125G	164
SSPFH125GB	169
SSPFH125GS	169
SSPFH125RPB	169
SSPFH125RPS	169
SSPFH125SPB	169
SSPFH125SPS	169
SSPFH125W	164
SSPFH125WB	169
SSPFH125WS	169
SSPFH130G	164
SSPFH130GB	170
SSPFH130GS	170
SSPFH155GB	170
SSPFH155GS	170
SSPFH155WB	170
SSPFH155WS	170
SSPFH156B	170
SSPFHHGGS	164, 167
SSPFHHGWS	164, 167
SSPFHSLGGS	167
SSPFHSLGWS	167
SSPFSTOP1B	172
SSPFSTOP1S	172
SSPG16642	62
SSPG166X36E	67
SSPG166X36L	67
SSPG166X42E	67
SSPG166X42L	67
SSPH12X34PK	197
SSPH620X38	197
SSPL0800616S	77
SSPL1000116S	77
SSPR166L36	61
SSPSQ4040	65
SSPSQ40403	65
SSPSQ4042	65
SSPSQ4044B	67
SSPSQ40X36E	68
SSPSQ40X36L	68
SSPSQ40X42E	68
SSPSQ40X42L	68
SSPSQ5042	65
SSPSQ5048	65
SSPW0581516S	77
SSPW0701516S	77
SSPW0801116S	77
SSPW1001216S	77
SSPW1001616S	77
SSPW1071316N	77
SSPW44216S	77
SSPW45016S	77
SSRIVET	201
SSRIVET38	201
SSRIVETC38	201
SSRIVETCM6	201
SSRIVETCM8	201
SSRIVETM6	201
SSRIVETM8	201
SSRK-1500	218

PART#	PAGE#
SSROD12304	106
SSRODSQ12304	106
SSSH1239G	155
SSSH1239GB	155
SSSH1239SB	155
SSSHRD58G	156
SSSHRD58GB	156
SSSHRD58SB	156
SSSM2CCKITA	7
SSSM2CCKITB	7
SSSM2CCKITS	7
SSSM2CCSHOEI	7
SSSM2CCSHOEO	7
SSSM2CLADA	7
SSSM2CLADB	7
SSSM2CLADS	7
SSSM2DRAINT	7
SSSM2ENDCAP1	8
SSSM2ENDCAP2	8
SSSM2ENDCAP3	8
SSSM2ENDCP1X	8
SSSM2ENDCP2X	8
SSSM2ENDCP3X	8
SSSM2GAP	8
SSSM2GRIPS	8
SSSM2SHIM	8
SSSM2SHOE10	6
SSSM2SHOE10A	6
SSSM2SHOE10B	6
SSSM2SHOE10S	6
SSSM3CCKITA	11, 15, 19
SSSM3CCKITB	11, 15, 19
SSSM3CCKITS	11, 15, 19
SSSM3CCSHOEI	11
SSSM3CCSHOEO	11
SSSM3CLADA	11, 15, 19
SSSM3CLADA1	11, 15, 19
SSSM3CLADB	11, 15, 19
SSSM3CLADC	11, 15, 19
SSSM3CLADM	11, 15, 19
SSSM3CLADS	11, 15, 19
SSSM3CLADS1	11, 15, 19
SSSM3CLADXA	11
SSSM3CLADXB	11
SSSM3DRAINS	11
SSSM3DRAINT	11
SSSM3ENDCAP1	12
SSSM3ENDCAP2	12
SSSM3ENDCAP3	12
SSSM3ENDCAP5	12
SSSM3ENDCAP7	12
SSSM3ENDCP1X	12
SSSM3ENDCP2X	12
SSSM3ENDCP3X	12
SSSM3ENDCP4X	12
SSSM3GAP	12
SSSM3GRIPS	12
SSSM3JOINPIN	8, 12, 16, 20
SSSM3SHIM1	12
SSSM3SHIM2	12
SSSM3SHOE10	10
SSSM3SHOE10A	10
SSSM3SHOE10B	10
SSSM3SHOE10S	10
SSSM3SHOE20	10
SSSM3SHOE20A	10
SSSM3SHOE20S	10

PART#	PAGE#
SSSM3SIDE10A	10, 197
SSSM3SIDE10B	10
SSSM3TCC10A	11, 15, 19
SSSM3TCC10B	11, 15, 19
SSSM4CCSHOEI	15
SSSM4CCSHOEO	15
SSSM4DRAINT	16
SSSM4ENDCAP1	16
SSSM4ENDCAP2	16
SSSM4ENDCAP3	16
SSSM4GAP	16
SSSM4GLASS1	14
SSSM4GLASS2	14
SSSM4GLASS3	14
SSSM4GRIPS	16
SSSM4SHIM1	16
SSSM4SHIM2	16
SSSM4SHOE10	14
SSSM4SHOE10A	14
SSSM4SHOE10B	14
SSSM4SHOE10S	14
SSSM5CCSHOEI	19
SSSM5CCSHOEO	19
SSSM5DRAINT	20
SSSM5ENDCAP1	20
SSSM5ENDCAP2	20
SSSM5ENDCAP3	20
SSSM5GAP	20, 21, 22
SSSM5GLASS1	18
SSSM5GLASS2	18
SSSM5GRIPS	20
SSSM5SHIM1	20
SSSM5SHIM2	20
SSSM5SHOE10	18
SSSM5SHOE10A	18
SSSM5SHOE10B	18
SSSM5SHOE10S	18
SSSM6DRAINL	21
SSSM6DRAINY	22
SSSM6GLASS1	21, 22
SSSM6GLASS2	21, 22
SSSM6GLASS3	21, 22
SSSM6GLASS4	21, 22
SSSM6SHIM1	21, 22
SSSM6SHIM2	21, 22
SSSM6SHOELA	21
SSSM6SHOELB	21
SSSM6SHOELS	21
SSSM6SHOEYA	22
SSSM6SHOEYB	22
SSSM6SHOEYS	22
SSSMCLADTAPE	7, 11, 15, 19
SSSP0012116S	118
SSSP0012216S	118
SSSP0022116S	118
SSSP0122016S	118
SSSPANNER1	44
SSSPANNER2	44
SSSPANNER3	44
SSSPIGOT10B	34
SSSPIGOT10GB	34
SSSPIGOT10S	34
SSSPIGOTADJ	27
SSSPIGOTADJB	27
SSSPIGOTADJN	28
SSSPIGOTADJP	28
SSSPIGOTAGB	27

PART#	PAGE#
SSSPIGOTAMB	27
SSSPIGOTBOLT	27, 29, 197
SSSPIGOTEDB	29
SSSPIGOTEDGE	29, 197
SSSPIGOTEGB	29
SSSPIGOTEMB	29
SSSPIGOTS6B	31
SSSPIGOTS6G	31
SSSPIGOTS6GB	31
SSSPIGOTS6MB	31
SSSPIGOTS6S	31
SSSPIGOTS8B	32
SSSPIGOTS8G	32
SSSPIGOTS8GB	32
SSSPIGOTS8P	32, 33
SSSPIGOTS8S	32
SSSPIGOTSIDB	30
SSSPIGOTSIDE	30
SSSPIGOTSIDT	30
SSSPIGOTSIGB	30
SSSPIGOTSIMB	30
SSSPRAYPAINT	218
SST11215304	106, 107
SST11215316	106, 107
SST1215304	106, 107
SST1662304	106, 107
SST1662304B	106, 107
SST1662316	106
SST215304	106, 107
SST3415304	106, 107
SST5815304	106, 107
SST583048	131
SSTF0030016S	119
SSTF1050016S	119
SSTF1060004S	119
SSTF2030016S	59, 119
SSTF2050016S	119
SSTF2060016S	119
SSTLMPAB	46
SSTLMPSS	46
SSTLMPVAB	46
SSTLMPVSS	46
SSTREC11212	106, 112
SSTREC21	106, 112
SSTREC212	106, 112
SSTREC21B	106, 112
SSTREC5010	106, 113
SSTS0030016S	119
SSTS1060016S	117, 119
SSTS1070004S	119
SSTS2030016S	59, 119
SSTS2050016S	119
SSTS2060016S	119
SSTSQ1215304	106
SSTSQ123048	131
SSTSQ22304	106, 111
SSTSQ3415304	106
SSTSQ402304	106, 111
SSTSQ402304B	106, 111
SSTSQ402316	106, 111
SSUA0010116B	117
SSUA0010116G	117
SSUA0010116S	63, 117
SSUA001011GB	117
SSUA0010316B	117
SSUA0010316S	59, 117
SSUA001031GB	117

Index

PART#	PAGE#
SSUA0010616B	117
SSUA0010616S	117
SSUA001061GB	117
SSUA0010716S	117
SSUA0012116B	117
SSUA0012116G	117
SSUA0012116S	63, 117
SSUA001211GB	117
SSUA0012316S	59, 117
SSUA0012616S	117
SSUA0012716S	117
SSUC0010316S	78
SSUC0010616S	78
SSUC601	67
SSUC701	68
SSUTALR0B	98, 159
SSUTALR0CA	98, 159
SSUTALR1B	99
SSUTALR1CA	99
SSUTALR2B	99
SSUTALR2CA	99
SSUTALREC0B	98
SSUTALREC0CA	98
SSUTALREC0PB	98
SSUTALREC1B	99
SSUTALREC1CA	99
SSUTALREC1PB	99
SSUTALREC2B	99
SSUTALREC2CA	99
SSUTALREC2PB	99
SSUTALS0B	98, 159
SSUTALS0CA	98, 159
SSUTALS0PB	98
SSUTALS1B	99
SSUTALS1CA	99
SSUTALS1PB	99
SSUTALS2B	99
SSUTALS2CA	99
SSUTALS2PB	99
SSUTALT1CA	100
SSUTALT2CA	100
SSUTALT3CA	100
SSUTALT4CA	100
SSUTALT5	100, 159, 160
SSUTCH100	101
SSUTCH101	101
SSUTCH102	101
SSUTCH103	101
SSUTCH104	101
SSUTCH105	101
SSUTCH106	101
SSUTCH107	101
SSUTCH108	101
SSUTCH109	101
SSUTCH212	104
SSUTCH217	104
SSUTCH221	104
SSUTCH230A	104
SSUTCH230B	104
SSUTCH231A	104
SSUTCH231B	104
SSUTCH232A	104
SSUTCH232B	104
SSUTCH233A	104
SSUTCH233B	104
SSUTCH300	102
SSUTCH301	102
SSUTCH302	102
SSUTCH303	102
SSUTGASKET1	96, 102
SSUTGASKET2	96, 102
SSUTGASKET2A	96, 102
SSUTGASKET3	96, 102
SSUTGASKET3A	96, 102
SSUTGASKET4	96, 102
SSUTREC400	95, 159
SSUTREC401	95
SSUTREC402	95
SSUTREC403	95
SSUTREC404	95
SSUTREC405	95
SSUTREC406	95
SSUTREC407	95
SSUTREC600	96, 159
SSUTREC601	96
SSUTREC602	96
SSUTREC603	96
SSUTRND4240	93, 159
SSUTRND4240B	93
SSUTRND4241	93
SSUTRND4242	93
SSUTRND4243	93
SSUTRND4245	93
SSUTRND4246	93
SSUTRND4246B	93
SSUTRND4247	93
SSUTSQ40000	94, 159
SSUTSQ40001	94
SSUTSQ40002	94
SSUTSQ40003	94
SSUTSQ40004	94
SSUTSQ40005	94
SSUTSQ401B	94
SSUTSQ40B	94
SSWB0100016B	121
SSWB0100016S	121
SSWB010001GB	121
SSWB0100116B	125
SSWB0100116S	125
SSWB0100216B	125
SSWB0100216S	125
SSWB0100316B	125
SSWB0100316S	125
SSWB1109016S	121
SSWB111216B	122
SSWB111216GB	122
SSWB111216S	122
SSWB111416B	122
SSWB111416GB	122, 160
SSWB111416S	122, 160
SSWB111426S	122
SSWB1301116S	121
SSWB2311116S	121
SSWB3116B	122
SSWB3116GB	122
SSWB3116S	122
SSWB3216B	122
SSWB3216GB	122
SSWB3216S	122
SSWB3316S	122
SSWF0010016B	123
SSWF0010016G	123
SSWF0010016S	123
SSWF001001GB	123
SSWF00200016S	124
SSWF100X16B	123
SSWF100X16G	123
SSWF100X16GB	123
SSWF100X16S	123
SSWF20016B	124
SSWF20016S	124
SSWF20116B	124
SSWF20116S	124
SSWF20216B	124
SSWF20216S	124
SSWRENCH1	8, 12, 16, 20
SSWRENCH2	8, 12, 16, 20
SSWS00100016S	123
SSZC0814016S	79
SSZC0914004B	80
SSZC0914004S	80
SSZC0914005B	80
SSZC0914005S	80
SSZC091504S	54, 80
SSZC091616S	56, 80
SSZC1054016S	79
SSZC1085016S	79
SSZE0404016B	111
SSZE0404016S	111
SSZE0404116B	111
SSZE0404116S	111
SSZE1404016B	111
SSZE1404016S	111
SSZH00700100S	127
SSZH0070101S	127
SSZH0070116S	127
SSZH0071115S	127
SSZH0071116S	127
SSZH0072116S	127
SSZH007216GB	127
SSZH0073116S	128
SSZH0073216S	128
SSZH1071116S	127
SSZH107111GB	127
SSZH21216S	127
SSZH31216B	127
SSZH31216GB	127
SSZH31216S	127
SSZH31226B	127
SSZH31226GB	127
SSZH31226S	127
SSZH40116S	128
SSZH40216S	128
SSZP0404016S	63, 111
SSZP040401B	111
SSZP0505016S	111
SSZP0600116S	111
SSZT0404016S	63, 120
SSZT1404016S	63, 120
SSZT24016S	120
SSZT34016S	120
SSZW1000316N	80
SSZW1000416N	80
SSZW1000516N	79
SUA0010116S	121
TAP1/4-20-3	202
UTB14214BX	199
UTB143BX	199
UTB38212	199
UTB384	199
WC315011BR	196
WC315011CP	196
WC315011ORB	196
WC315011SN	196
WC315016BR	196
WC315016CP	196
WC315016ORB	196
WC315016SN	196
WC315018CP	196
WC315018ORB	196
WC315018SN	196
WC318708D10	196
WC318712D10	196
WC345011CP	196
WC345011ORB	196
WC345011SN	196
WC400010A	193
WC400165G	193
WC400900B	193
WC500010A	193
WC500165G	193
WC500900B	193
WC601010A	194
WC601165G	194
WC601900B	194
WC602010A	194
WC602165G	194
WC602900B	194
WC603010A	194
WC603165G	194
WC603900B	194
WCCID323051	195
WCCID484551	195
WCCID643051	195
WCCID964551	195
WCCIS124551	195
WCDIA363051	195
WED12234-BX	200
WED12334-BX	200
WED12412-BX	200
WED12512-BX	200
WED34512-BX	200
WED38214-BX	200
WED38234-BX	200
WED38334-BX	200
WED383-BX	200
WED385-BX	200
WH4134324GO	159
WSG11-125	207

GET CONNECTED!

Stay up-to-date on the latest products.
Take advantage of trade pricing.
Get a jump on the best deals.

It's as easy as 1, 2... not even 3.

1. Register an account.
2. Join our mailing list.

GLASS GUARD DESIGN INFORMATION

Glass forming a guard or used as a component of a guard is required to be designed for the loads and requirements specified in the Building Code and its referenced standards such as CAN/CGSB-12.20-M89 “Structural Design of Glass for Building” specified in the Sec. 4.3.6 of the Codes.

Free-standing glass guards are cantilevered glass panels supported at the bottom only. Glass panels secured by base shoes, spigots and standoffs are considered as cantilevered glass guard. Article 7.1 of CAN/CGSB-12.20-M89 requires all free-standing glass guards be capped by a rail which is continuous over two or more panels.

Specifying glass size and checking deflection is a site condition carried out by installers based on span, guard configuration, glass thickness, application, location, etc.

Consult with your local Building Code authority about specific requirements.

euro ARCHITECTURAL COMPONENTS
Since 1995 • A Divsion of Richelieu Hardware Canada Ltd.

TORONTO 127A Aviva Park Drive, Woodbridge, Ontario L4L 9C1 • Tel. 905.265.1093 • Toll Free 800.465.7143
MONTRÉAL 9015 rue Champ d'Eau, Montréal, Québec H1P 3M3 • Tél. 514.325.7977 • Sans Frais 866.574.7979
CALGARY 220-10 Stonehill Place NE, Calgary, Alberta T3N 1T7 • Tel. 905.265.1093 • Toll Free 800.465.7143

DISCLAIMER:

Euro Architectural Components carefully reviewed to ensure that the content in this catalogue was accurate at the time of print. We are not responsible for misinformation due to human error. Images or colours may not be exact due to rendering, photographic, or printing procedures. Consult your local authorities to ensure your design complies with all building code requirements. For our complete terms & conditions scan here, or copy the following link: https://euroeac.com/terms-conditions/.