


THERMORY®

Maintaining Your Thermory Project

How do you keep your Thermory project looking and performing its best for decades?

Well, that depends on the look you want. Like all real wood, Thermory boards will age and grey over time unless you apply something to delay the process. So, the first step is to decide if you'd like to maintain the original brown color or allow your boards to age naturally.

Maintenance & Care



REAL WOOD PRODUCTS



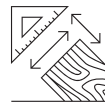
SUSTAINABLE



THERMALLY MODIFIED WOOD



DURABILITY




DIMENSIONAL STABILITY

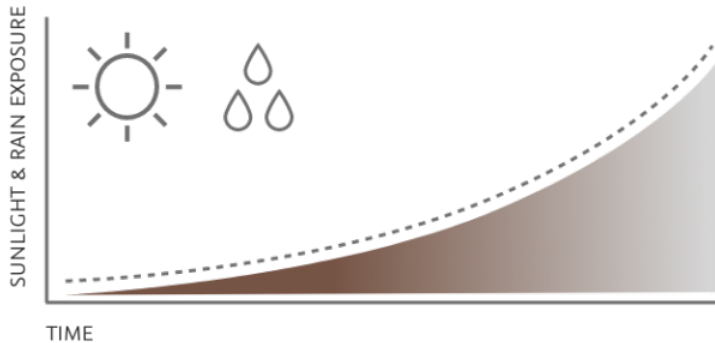


ECO-FRIENDLY / CHEMICAL-FREE PROCESS

Please read the entire guide and ensure your warranty is registered. Instructions can be found at the end of this guide.



How to Maintain Your Thermory Product



While the brown color is the natural result of our thermal modification process, the silver is a result of wood's natural aging process through exposure to the elements. UV light and rain both accelerate the aging process – the amount of exposure influences how quickly your project will age. With direct exposure to sunlight, your project may age to silver in as little as 6 months. To maintain the original color outdoors, boards must be treated with a penetrating UV protective oil.

For exterior projects, your maintenance requirements and routine differ based on your desired outcome and the Thermory product you choose. Our finished product lines, such as Drift and Ignite, have different maintenance needs than our natural Benchmark or Kodiak product lines. Though the maintenance may vary, the performance of our boards does not. That means there are no wrong choices – just decades of rot resistance and stability with the look of your choice.

Maintaining Natural Brown (All Species): Protect with CUTEK® Extreme

The secret to maintaining the original color is CUTEK® Extreme. Though there are similar products on the market, CUTEK® is the only oil Thermory recommends due to its industry-leading, penetrating protection.



- Prefinish prior to INSTALLING.
 - * This step is critical to slow the aging process on all sides of the wood. Prefinishing should be done with a penetrating UV protectant oil. We recommend CUTEK® Extreme with Colortone.
 - o Thermory strongly recommends factory finishing to protect all sides of the wood. Results may vary if protection is applied after installation.
- Depending on exposure to direct sunlight, reapply CUTEK® Extreme with Colortone to exposed surfaces after 1 year. For projects with more direct sun exposure, reapplication may be required sooner.
- Follow the instructions provided by CUTEK® (or your oil of choice) for application.
 - * Sand the surface of the deck for 1st application
- Because CUTEK® is a penetrating oil, each additional coat offers longer-term color protection. This allows the option to wait longer between reapplications.

Naturally Aging to Silver: (Almost) No Maintenance Required

Allowing your Thermory wood to naturally age to a stunning silver is your easiest option when it comes to maintenance – and it won't impact the longevity or stability of your project at all!

- Prefinish prior to installing. This step, though not required, is critical to allowing the wood to age evenly and prevent checking. Prefinishing should be done with a penetrating oil such as CUTTEK® Extreme without added Colortone.
- Keep your deck clean. Yeah – that's really it. Enjoy your 25+ years!

Rejuvenating Natural Brown: Wish It Was Still Brown? No Problem!

If you allowed your wood to age to silver and miss the original color, getting it back may be easier than you think!

- Clean the surface with a wood brightening cleaner – we recommend CUTTEK® Wood Reviver.
 - o A stiff-bristled brush is your best choice.
 - o If you prefer power washing, use the lowest setting and the widest fan.
- Wait 1 day before oil application.
- Apply a UV protectant oil – we recommend CUTTEK® Extreme.
- That's it! Re-oil annually or as needed to maintain color, as described above.

Ignite: Maintain with Periodic Repainting

The bold look of Ignite does require some repainting to stay fresh outdoors. The paint has been tested to last 5 years. For Dragon Scale products, the texture is embossed into the surface of the board, therefore the texture will not require refinishing.

- Repaint as needed. Color matches are available through Sherwin-Williams.
- We recommend avoiding spot-painting, and instead repainting the whole wall or section at once.
- For Dragon Scale projects, we recommend reapplying the paint with an airbrush system.

Color Difference & Shape Distortion

Color differences between boards may occur and is typical with natural wood products. These differences are no reason for a claim. Shape distortion of Thermory® is significantly less common than for untreated wood. Minor distortions can however occur, and are no reason for a claim. Color of boards can change at different rates depending on amount of UV rays, rain, shade, climate, orientation to sun, etc.

Keep it Clean

It is important to keep the surface clean and free of leaves, pine needles, tree sap, air-borne pollen and debris which can hold moisture and attract mold and mildew. Barbecue spills, wines, condiments, dog nails, high heels, etc. can stain and scratch the surface. Most of these will fade and become less noticeable over time. Barbecue spills may be cleaned with Dawn® dish soap. Deeper scratches and stains can be blended with a light sanding. Sanding will expose the original tone of the boards which will again gradually silver to match the surrounding area. For surfaces with an oil finish, reapply the oil to match the surrounding area.

Storage

Whenever possible, Thermory® should be stored inside, out of the weather and sun. When this is not possible, Thermory® needs to be elevated off the ground, stacked uniformly and covered with a waterproof tarp. Leave the ends of the tarp open so moisture is not trapped inside, making certain the stored wood is not subjected to the elements or sun as the UV rays will fade the material. Under no circumstances should Thermory®, even in original packaging, be subjected to rain or any moisture as it cannot dry properly when stacked and/or packaged.

Cracks

Thermory® can show small stress cracks. These are normally not wider than 1/16" and are not limited in length. Surface hairline cracks are a natural occurrence with wood and are no reason for a claim. The surface of correctly installed Thermory® will always swell and shrink faster than its core causing the hairline cracks during the shrinking process. Due to the growing conditions of the wood, some boards will experience more surface-checking than others. Regular application of Cutek Extreme can help minimize the occurrence of surface hairline cracks. Please be sure to follow the application guidelines provided by the oil manufacturer. Note that the amount of application, temperature, drying time and frequency of rain can have a direct impact on the performance and appearance of the oil.

LIMITED PRODUCT WARRANTY

This Limited Product Warranty grants specific legal rights, which may vary by state. To activate the Warranty, the original purchaser must email the following to warranty@thermoryusa.com within 90 days of original purchase:

1. Proof of purchase (receipt).
2. Installer's name, address, phone number, and email.
3. Purchaser's name, address, phone number, and email.

For full details, visit thermoryusa.com/downloads.

