

**THERMORY**<sup>®</sup>  
LEAVE A LASTING IMPACT


Product  
Options



Benchmark Ash Decking & Cladding  
Design: Sanders Architecture. Photo: Ryann Ford  
Pemberton Heights Residence. Austin, Texas.



# DECKING



Smooth Finish



JEM Joints



Easy Installation



No Hot Feet



Low Maintenance

**SPECIES:**

White Ash  
Red Oak  
Scots Pine  
Spruce






**USE:**

Interior  
Exterior



**BENCHMARK ASH**  
by THERMORY®

## Decking

PRODUCT	SPECIES	DIMENSIONS	COVERAGE	LENGTHS	MODIFICATION STRENGTH	TEXTURE	INSTALLATION
	White Ash	.79" x 3.7"	3.7"	3' - 12'	Intense	Smooth	T4 Clip
	White Ash	.79" x 3.7"	3.7"	3' - 12'	Intense	Smooth	40mm FG Screws — Pro Plug System
	White Ash	.79" x 5.2"	5.2"	3' - 12'	Intense	Smooth	T6 Clip
	White Ash	.79" x 5.2"	5.2"	3' - 12'	Intense	Smooth	40mm FG Screws — Pro Plug System
	White Ash	.79" x 5.9"	5.9"	3' - 12'	Intense	Smooth	T6 Clip



**BENCHMARK ASH**  
by THERMORY®

# Decking



PRODUCT	SPECIES	DIMENSIONS	COVERAGE	LENGTHS	MODIFICATION STRENGTH	TEXTURE	INSTALLATION
<b>*SPECIAL ORDER*</b> <b>1 X 6 ASH MAX DECKING - NO GROOVE (JEM)</b>	White Ash	.79" x 5.9"	5.9"	3' - 12'	Intense	Smooth	40mm FG Screws — Pro Plug System
<b>5/4 X 4 ASH DECKING - GROOVED (JEM)</b>	White Ash	1.02" x 3.5"	3.5"	3' - 12'	Intense	Smooth	T4 Clip
<b>5/4 X 4 ASH DECKING - NO GROOVE (JEM)</b>	White Ash	1.02" x 3.5"	3.5"	3' - 12'	Intense	Smooth	60mm FG Screws — Pro Plug System
<b>*SPECIAL ORDER*</b> <b>5/4 X 5 ASH DECKING - GROOVED (JEM)</b>	White Ash	1.02" x 4.5"	4.5"	3' - 12'	Intense	Smooth	T6 Clip
<b>*SPECIAL ORDER*</b> <b>5/4 X 5 ASH DECKING - NO GROOVE (JEM)</b>	White Ash	1.02" x 4.5"	4.5"	3' - 12'	Intense	Smooth	60mm FG Screws — Pro Plug System
<b>5/4 X 6 ASH STANDARD DECKING - GROOVED (JEM)</b>	White Ash	1.02" x 5.1"	5.1"	3' - 12'	Intense	Smooth	T6 Clip
<b>5/4 X 6 ASH STANDARD DECKING - NO GROOVE (JEM)</b>	White Ash	1.02" x 5.1"	5.1"	3' - 12'	Intense	Smooth	60mm FG Screws — Pro Plug System
<b>5/4 X 6 ASH MAX DECKING - GROOVED (JEM)</b>	White Ash	1.02" x 5.7"	5.7"	3' - 12'	Intense	Smooth	T6 Clip
<b>5/4 X 6 ASH MAX DECKING - NO GROOVE (JEM)</b>	White Ash	1.02" x 5.7"	5.7"	3' - 12'	Intense	Smooth	60mm FG Screws — Pro Plug System



# BENCHMARK ASH

by THERMORY®

# Decking





PRODUCT	SPECIES	DIMENSIONS	COVERAGE	LENGTHS	MODIFICATION STRENGTH	TEXTURE	INSTALLATION
	White Ash	1.1" x 31.9" x 36.3"	N/A	N/A	Intense	Smooth	Screws Included in Package
	White Ash	1.1" x 31.9" x 15.6"	N/A	N/A	Intense	Smooth	Screws Included in Package



# BENCHMARK OAK

by THERMORY®

# Decking

PRODUCT	SPECIES	DIMENSIONS	COVERAGE	LENGTHS	MODIFICATION STRENGTH	TEXTURE	INSTALLATION
	Red Oak	1.02" x 5.1"	5.1"	3' - 12'	Intense	Smooth	T6 Clip
	Red Oak	1.02" x 5.1"	5.1"	3' - 12'	Intense	Smooth	60mm FG Screws — Pro Plug System
	Red Oak	1.02" x 5.7"	5.7"	3' - 12'	Intense	Smooth	T6 Clip
	Red Oak	1.02" x 5.7"	5.7"	3' - 12'	Intense	Smooth	60mm FG Screws — Pro Plug System







# BENCHMARK PINE

by THERMORY®



## Decking

PRODUCT	SPECIES	DIMENSIONS	COVERAGE	LENGTHS	MODIFICATION STRENGTH	TEXTURE	INSTALLATION
 5/4 X 6 PINE DECKING - GROOVED	Scots Pine	1.02" x 5.5"	5.5"	8' - 16'	Intense	Smooth	PC Clip
 5/4 X 6 PINE DECKING - NO GROOVE	Scots Pine	1.02" x 5.5"	5.5"	8' - 16'	Intense	Smooth	60mm FG Screws — Pro Plug System

# KODIAK

by THERMORY®

## Decking

PRODUCT	SPECIES	DIMENSIONS	COVERAGE	LENGTHS	MODIFICATION STRENGTH	TEXTURE	INSTALLATION
 5/4 X 8 SPRUCE DECKING - GROOVED	Spruce	1.02" x 7.3"	7.3"	8' - 16'	Intense	Brushed, Rough	PC Clip
 5/4 X 8 SPRUCE DECKING - NO GROOVE	Spruce	1.02" x 7.3"	7.3"	8' - 16'	Intense	Brushed, Rough	60mm FG Screws — Pro Plug System



Kodiak Spruce Decking

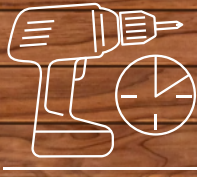
# CLADDING



Dimensionally Stable



JEM Joints



Easy Installation



Sustainable



Low Maintenance



**SPECIES:**

**USE:**

White Ash  
Red Oak  
Scots Pine  
Radiata Pine  
Spruce

Interior  
Exterior



**BENCHMARK ASH**  
by THERMORY®

## Cladding

PRODUCT	SPECIES	DIMENSIONS	COVERAGE	LENGTHS	MODIFICATION STRENGTH	TEXTURE	INSTALLATION
1 X 4 ASH CLADDING - T/G (JEM)	White Ash	.79" x 3.7"	3.5"	3' - 12'	Intense	Smooth	60mm FG Screws
*SPECIAL ORDER* 1 X 5 ASH CLADDING - T/G (JEM)	White Ash	.79" x 4.4"	4.2"	3' - 12'	Intense	Smooth	60mm FG Screws
1 X 6 ASH CLADDING - C20 (JEM)	White Ash	.79" x 5.9"	5.6"	3' - 12'	Intense	Smooth	60mm FG Screws
1 X 6 ASH CLADDING - T/G (JEM)	White Ash	.79" x 5.9"	5.7"	3' - 12'	Intense	Smooth	60mm FG Screws
1 X 6 ASH CLADDING - PACS C23J (JEM)	White Ash	.79" x 5.9"	5.6"	3' - 12'	Intense	Smooth	PaCS Furring Strips
1 X 8 ASH CLADDING - C4 (JEM)	White Ash	.79" x 7.5"	7.5"	3' - 12'	Intense	Smooth	60mm FG Screws



# BENCHMARK ASH

by THERMORY®

## Cladding

PRODUCT	SPECIES	DIMENSIONS	COVERAGE	LENGTHS	MODIFICATION STRENGTH	TEXTURE	INSTALLATION
5/4 x 4 ASH CLADDING - C72 (JEM)	White Ash	1.02" x 3.6"	3.2"	3' - 12'	Intense	Smooth	60mm FG Screws
ASH CLADDING - SHINGLES S1	White Ash	Approx. 0.15" Top / 0.39" Bottom 2.76", 3.54", 4.33", 5.12"	Varies Based on Exposure	N/A	Intense	Brushed	Stainless Steel Staple



# BENCHMARK OAK

by THERMORY®

## Cladding

PRODUCT	SPECIES	DIMENSIONS	COVERAGE	LENGTHS	MODIFICATION STRENGTH	TEXTURE	INSTALLATION
1 X 6 RED OAK CLADDING - STANDARD C57 (JEM)	Red Oak	.79" x 5.2"	4.9"	3' - 12'	Intense	Smooth	60mm FG Screws
1 X 6 RED OAK CLADDING - MAX C57 (JEM)	Red Oak	.79" x 5.9"	5.6"	3' - 12'	Intense	Smooth	60mm FG Screws



# BENCHMARK CLEAR PINE

by THERMORY®

## Cladding





PRODUCT	SPECIES	DIMENSIONS	COVERAGE	LENGTHS	MODIFICATION STRENGTH	TEXTURE	INSTALLATION
*SPECIAL ORDER* 1 X 3 CLEAR PINE CLADDING - PACS C7J (JEM)	Radiata Pine	.79" x 2.6"	2.8"	8' - 10'	Intense	Smooth	PaCS Aluminum Start Rail
1 X 6 CLEAR PINE CLADDING - C4 (JEM)	Radiata Pine	.79" x 5.4"	5.4"	8' - 16'	Intense	Smooth	60mm FG Screws
1 X 6 CLEAR PINE CLADDING - C19 (JEM) BRUSHED	Radiata Pine	.79" x 5.4"	5.2"	8' - 16'	Intense	Brushed	60mm FG Screws



# BENCHMARK CLEAR PINE

by THERMORY®

# Cladding






PRODUCT	SPECIES	DIMENSIONS	COVERAGE	LENGTHS	MODIFICATION STRENGTH	TEXTURE	INSTALLATION
 <b>*SPECIAL ORDER*</b> <b>1 X 6 CLEAR PINE CLADDING - C19 (JEM) SMOOTH</b>	Radiata Pine	.79" x 5.4"	5.2"	8' - 16'	Intense	Smooth	60mm FG Screws
 <b>1 X 6 CLEAR PINE CLADDING - C87 V-GROOVE (JEM)</b>	Radiata Pine	.79" x 5.4"	5.0"	8' - 16'	Intense	Smooth	60mm FG Screws
 <b>1 X 6 CLEAR PINE CLADDING - CAR3G (JEM)</b>	Radiata Pine	.79" x 5.4"	4.8"	8' - 16'	Intense	Smooth	60mm FG Screws
 <b>1 X 6 CLEAR PINE CLADDING - CAR3G STRIPES</b>	Radiata Pine	.75" x 5.4"	4.8"	8' - 16'	Intense	Smooth	60mm FG Screws



# BENCHMARK PINE

by THERMORY®

# Cladding

PRODUCT	SPECIES	DIMENSIONS	COVERAGE	LENGTHS	MODIFICATION STRENGTH	TEXTURE	INSTALLATION
 <b>1 X 6 PINE CLADDING - C19 (JEM) REVERSIBLE</b>	Scots Pine	.79" x 5.5"	5.2"	8' - 16'	Intense	Smooth, Rough	60mm FG Screws
 <b>1 X 6 PINE CLADDING - C87 V-GROOVE (JEM)</b>	Scots Pine	.79" x 5.4"	5.0"	8' - 16'	Intense	Smooth	60mm FG Screws
 <b>*SPECIAL ORDER*</b> <b>1 X 4 PINE CLADDING - C34 (JEM) MIX &amp; MATCH</b>	Scots Pine	.79" x 3.5"	2.8"	8' - 16'	Intense	Smooth	60mm FG Screws
 <b>*SPECIAL ORDER*</b> <b>1 X 6 PINE CLADDING - C34 (JEM) MIX &amp; MATCH</b>	Scots Pine	.79" x 5.5"	4.8"	8' - 16'	Intense	Smooth	60mm FG Screws
 <b>*SPECIAL ORDER*</b> <b>2 X 3 PINE CLADDING - C34 MIX &amp; MATCH</b>	Scots Pine	1.6" x 2.6"	1.9"	8' - 16'	Intense	Smooth	60mm FG Screws











Benchmark Pine & Clear Pine Cladding, 1x6 C19  
Design: Ferguson Architecture, Photo: YE-H Photography  
7 Seas Brewing, Gig Harbor, Washington.



# BENCHMARK PINE

by THERMORY®



## Cladding





PRODUCT	SPECIES	DIMENSIONS	COVERAGE	LENGTHS	MODIFICATION STRENGTH	TEXTURE	INSTALLATION
 <b>*SPECIAL ORDER*</b> <b>5/4 X 5 PINE CLADDING - C34 (JEM)</b> MIX & MATCH	Scots Pine	1.02" x 4.5"	3.8"	8' - 16'	Intense	Smooth	60mm FG Screws
 <b>*SPECIAL ORDER*</b> <b>1 X 4 PINE CLADDING - C34</b> MIX & MATCH STRIPES	Scots Pine	.75" x 3.5"	2.5"	8' - 16'	Intense	Smooth or Brushed	60mm FG Screws
 <b>*SPECIAL ORDER*</b> <b>1 X 6 PINE CLADDING - C34</b> MIX & MATCH STRIPES	Scots Pine	.75" x 5.5"	4.5"	8' - 16'	Intense	Smooth or Brushed	60mm FG Screws
 <b>*SPECIAL ORDER*</b> <b>2 X 3 PINE CLADDING - C34</b> MIX & MATCH STRIPES	Scots Pine	1.61" x 2.6"	1.6"	8' - 16'	Intense	Smooth or Brushed	60mm FG Screws
 <b>*SPECIAL ORDER*</b> <b>5/4 X 5 PINE CLADDING - C34</b> MIX & MATCH STRIPES	Scots Pine	.98" x 4.5"	3.5"	8' - 16'	Intense	Smooth or Brushed	60mm FG Screws
 <b>5/4 X 6 PINE CLADDING - C8G</b> STRIPES	Scots Pine	.98" x 5.5"	4.7"	8' - 16'	Intense	Smooth	60mm FG Screws


# IGNITE

by THERMORY®






























## Cladding

PRODUCT	SPECIES	DIMENSIONS	COVERAGE	LENGTHS	MODIFICATION STRENGTH	TEXTURE	INSTALLATION
 <b>1 X 6 SPRUCE CLADDING - GROOVED C24 (JEM)</b> DRAGON SCALE	Spruce	.79" x 5.5"	5.2"	8' - 16'	Intense	Embossed	60mm FG Screws (black finish available)
 <b>1 X 6 SPRUCE CLADDING - GROOVED C24 (JEM)</b> BRUSHED	Spruce	.79" x 5.5"	5.2"	8' - 16'	Intense	Brushed	60mm FG Screws (black finish available)

PRODUCT	SPECIES	DIMENSIONS	COVERAGE	LENGTHS	MODIFICATION STRENGTH	TEXTURE	INSTALLATION
 1 X 8 SPRUCE CLADDING - C15 (JEM)	Spruce	.79" x 7.3"	6.9"	8' - 16'	Intense	Brushed	60mm FG Screws
 1 X 8 SPRUCE CLADDING - C11-S	Spruce	.82" x 7.3"	6.5"	8' - 16'	Intense	Smooth	60mm FG Screws
 5/4 X 7 SPRUCE CLADDING - GROOVED C75 (JEM)	Spruce	1.02" x 6.3"	5.9"	8' - 16'	Intense	Smooth	60mm FG Screws
 *SPECIAL ORDER* 1 X 8 SPRUCE CLADDING - C15 (JEM) DUNE	Spruce	.79" x 7.3"	6.9"	8' - 16'	Intense	Embossed	60mm FG Screws




Ignite Spruce  
 Photo: Elvo Jakobson  
 Radisson Hotel Restaurant, Tallinn, Estonia

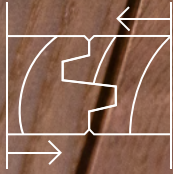
PRODUCT	ASH	OAK	CLEAR PINE	PINE	SPRUCE
VIVID SILVER					
VIVID BLACK					
VIVID WHITE OAK					
VIVID COASTAL WHITE					
VIVID EXOTIC BROWN					
VIVID GOLDEN BROWN					



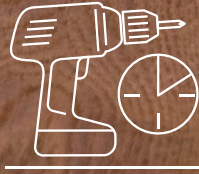
# PORCH FLOORING



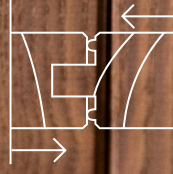
Smooth Finish



JEM Joints



Easy Installation



Expansion Beads



Low Maintenance

SPECIES:


White Ash

USE:

Exterior



## Porch Flooring

PRODUCT	SPECIES	DIMENSIONS	COVERAGE	LENGTHS	MODIFICATION STRENGTH	TEXTURE	INSTALLATION
 <p>1 X 4 ASH PORCH FLOORING - T/G (JEM)</p>	White Ash	.79" x 3.7"	3.5"	3' - 12'	Intense	Smooth	60mm FG Screws

Benchmark Ash Porch Flooring



# TRIM

**SPECIES:**

**USE:**






White Ash  
 Red Oak  
 Scots Pine  
 Radiata Pine  
 Spruce

Interior  
 Exterior

Benchmark Ash Trim  
 Private Home, Washington.


## Trim

**PRODUCT**

	<p><b>ASH TRIM</b></p>	<div style="display: flex; flex-wrap: wrap; gap: 10px;"> <div style="border: 1px solid black; padding: 5px; margin: 2px;">2" x 6"</div> <div style="border: 1px solid black; padding: 5px; margin: 2px;">2" x 4"</div> <div style="border: 1px solid black; padding: 5px; margin: 2px;">5/4" x 4"</div> <div style="border: 1px solid black; padding: 5px; margin: 2px;">5/4" x 5"*</div> <div style="border: 1px solid black; padding: 5px; margin: 2px;">5/4" x 6" Standard</div> <div style="border: 1px solid black; padding: 5px; margin: 2px;">5/4" x 6" Max</div> <div style="border: 1px solid black; padding: 5px; margin: 2px;">1" x 4"</div> <div style="border: 1px solid black; padding: 5px; margin: 2px;">1" x 5"</div> <div style="border: 1px solid black; padding: 5px; margin: 2px;">1" x 6" Standard</div> <div style="border: 1px solid black; padding: 5px; margin: 2px;">1" x 6" Max</div> <div style="border: 1px solid black; padding: 5px; margin: 2px; width: 100%;">1" x 8"</div> </div>
	<p><b>RED OAK TRIM</b></p>	<div style="display: flex; flex-wrap: wrap; gap: 10px;"> <div style="border: 1px solid black; padding: 5px; margin: 2px;">5/4" x 6" Standard</div> <div style="border: 1px solid black; padding: 5px; margin: 2px;">5/4" x 6" Max</div> </div>
	<p><b>PINE TRIM</b></p>	<div style="display: flex; flex-wrap: wrap; gap: 10px;"> <div style="border: 1px solid black; padding: 5px; margin: 2px;">2" x 6"</div> <div style="border: 1px solid black; padding: 5px; margin: 2px;">2" x 4"</div> <div style="border: 1px solid black; padding: 5px; margin: 2px; width: 100%;">5/4" x 6"</div> <div style="border: 1px solid black; padding: 5px; margin: 2px; width: 100%;">1" x 6"</div> </div>
	<p><b>CLEAR PINE TRIM</b></p>	<div style="display: flex; flex-wrap: wrap; gap: 10px;"> <div style="border: 1px solid black; padding: 5px; margin: 2px; width: 100%;">2" x 6"</div> <div style="border: 1px solid black; padding: 5px; margin: 2px; width: 100%;">1" x 6"</div> </div>
	<p><b>KODIAK SPRUCE TRIM</b></p>	<div style="display: flex; flex-wrap: wrap; gap: 10px;"> <div style="border: 1px solid black; padding: 5px; margin: 2px; width: 100%;">5/4" x 8"</div> <div style="border: 1px solid black; padding: 5px; margin: 2px; width: 100%;">1" x 8"</div> </div>

\*Special Order

# INTERIOR PANELING



Smooth Finish



Sustainable



Easy Installation



Low Maintenance



Endless Combinations

## SPECIES:

Alder  
Aspen  
Medium Alder  
Medium Aspen  
Medium Magnolia  
Medium Spruce






## USE:









Interior

# INTERIOR







by THERMORY®

## Wall Paneling

PRODUCT	SPECIES	DIMENSIONS	COVERAGE	LENGTHS	MODIFICATION STRENGTH	TEXTURE	INSTALLATION
 <b>5/4 X 3 ALDER STEP</b>	Alder	1.06" x 2.5"	2.2"	6' - 10'	None	Smooth	Staple
 <b>1 X 5 ALDER STS4</b>	Alder	.59" x 4.7"	4.4"	6' - 10'	None	Smooth	Staple
 <b>1 X 5 ALDER STS4 BRUSHED</b>	Alder	.59" x 4.7"	4.4"	6' - 10'	None	Brushed	Staple
 <b>1 X 4 ALDER STS4</b>	Alder	.59" x 3.5"	3.2"	6' - 10'	None	Brushed	Staple
 <b>1 X 5 ASPEN STS4</b>	Aspen	.59" x 4.7"	4.4"	6' - 10'	None	Smooth	Staple

PRODUCT	SPECIES	DIMENSIONS	COVERAGE	LENGTHS	MODIFICATION STRENGTH	TEXTURE	INSTALLATION
 1 X 4 ALDER STS4 (JEM)	Alder	.59" x 3.5"	3.2"	6' - 10'	Medium	Smooth	Staple
 1 X 5 ALDER STS4	Alder	.59" x 4.7"	4.4"	6' - 10'	Medium	Smooth	Staple
 5/4 X 3 ASPEN STEP	Aspen	1.06" x 2.5"	2.2"	6' - 10'	Medium	Smooth	Staple
 1 X 4 ASPEN STS4	Aspen	.59" x 3.5"	3.2"	6' - 10'	Medium	Smooth	Staple
 1 X 5 ASPEN STS4	Aspen	.59" x 4.7"	4.4"	6' - 10'	Medium	Smooth	Staple
 1 X 4 ASPEN KYTE	Aspen	.59" x 3.4"	3.1"	6' - 10'	Medium	Smooth	Staple
 1 X 4 ASPEN VIRE	Aspen	.59" x 3.5"	3.1"	6' - 10'	Medium	Smooth	Staple
 5/4 X 3 ASPEN WAVE	Aspen	1.1" x 2.6"	2.2"	6' - 10'	Medium	Smooth	Staple
 *SPECIAL ORDER* 1 X 4 ASPEN STF TILES	Aspen	.59" x 3.2"	3.0"	11.50" or 22.75"	Medium	Smooth	Staple
 *SPECIAL ORDER* 1 X 4 ASPEN SRP	Aspen	.59" x 3.1"	2.8"	6' - 10'	Medium	Smooth	Staple



PRODUCT	SPECIES	DIMENSIONS	COVERAGE	LENGTHS	MODIFICATION STRENGTH	TEXTURE	INSTALLATION	
	<b>1 X 6 MAGNOLIA STS10</b>	Magnolia	.56" x 5.7"	5.4"	6' - 10'	Medium	Smooth	Staple
	<b>1 X 7 MAGNOLIA STS10</b>	Magnolia	.56" x 6.7"	6.4"	6' - 10'	Medium	Smooth	Staple
	<b>1 X 5 ALDER STS4</b>	Alder	.59" x 4.7"	4.4"	6' - 10'	Intense	Smooth	Staple
	<b>1 X 5 ALDER STS4</b>	Alder	.59" x 4.7"	4.4"	6' - 10'	Intense	Smooth	Staple
	<b>1 X 4 SPRUCE STS4</b>	Spruce	.59" x 3.5"	3.2"	6' - 10'	Intense	Smooth	Staple
	<b>ASH RHOMB TILES</b>	Ash	0.33" x 3.5"	11.8 Sq. Ft Per Box	N/A	Intense	Smooth	Construction Adhesive



Interior Wall Paneling  
Kyte, Medium Modified Aspen.

PRODUCT	SPECIES	DIMENSIONS	COVERAGE	LENGTHS	MODIFICATION STRENGTH	TEXTURE	INSTALLATION	
	1 X 4 ALDER SHP	Alder	.83" x 3.5"	3.5"	6' - 10'	None	Smooth	40mm FG Screws
	5/4 X 4 ALDER SHP	Alder	1.1" x 3.5"	3.5"	6' - 10'	None	Smooth	40mm FG Screws
	5/4 X 4 ASPEN SHP	Aspen	1.1" x 3.5"	3.5"	6' - 10'	None	Smooth	40mm FG Screws
	1 X 4 ALDER SHP	Alder	.83" x 3.5"	3.5"	6' - 10'	Medium	Smooth	40mm FG Screws
	5/4 X 4 ALDER SHP	Alder	1.1" x 3.5"	3.5"	6' - 10'	Medium	Smooth	40mm FG Screws
	1 X 4 ASPEN SHP	Aspen	.83" x 3.5"	3.5"	6' - 10'	Medium	Smooth	40mm FG Screws
	5/4 X 4 ASPEN SHP	Aspen	1.1" x 3.5"	3.5"	6' - 10'	Medium	Smooth	40mm FG Screws
	5/4 X 8 MAGNOLIA SHP	Magnolia	1.1" x 7.3"	7.3"	6' - 10'	Medium	Smooth	40mm FG Screws
	5/4 X 4 ALDER SHP	Alder	1.1" x 3.5"	3.5"	6' - 10'	Intense	Smooth	40mm FG Screws
	5/4 X 4 SPRUCE SHP	Spruce	1.01" x 3.5"	3.5"	6' - 10'	Intense	Smooth	40mm FG Screws

# HARDWARE

PRODUCT	NAME	TYPE	USE
	<b>6" HIDDEN CLIP WITH SCREW (PC)</b>	Plastic	Benchmark Pine/ Kodiak Decking
	<b>6" HIDDEN CLIP WITH SCREW (T6)</b>	Stainless Steel	6" Benchmark Ash Decking
	<b>4" HIDDEN CLIP WITH SCREW (T4)</b>	Stainless Steel	4" Benchmark Ash Decking
	<b>STARBORN PRO PLUGS (WHITE ASH)</b>	Thermory White Ash	Benchmark Ash Decking
	<b>STARBORN PRO PLUGS (SCOTS PINE)</b>	Thermory Scots Pine	Benchmark Pine/ Kodiak Decking
	<b>STARBORN PRO PLUG TOOL</b>	NA	Used with Starborn Pro Plugs
	<b>4.0 X 60MM FG SOLIDA 1 SCREW</b>	Stainless Steel/ Self Tapping	Decking Cladding Porch Flooring
	<b>4.0 X 40MM FG SOLIDA 1 SCREW</b>	Stainless Steel/ Self Tapping	.79" Thick Material & Decking ONLY
	<b>3.2 X 60MM FG SOLIDA 1 SCREW</b>	Stainless Steel/ Self Tapping	Cladding Best on Ignite
	<b>PACS ALUMINUM MINI RAIL</b>	Aluminum	C23J PaCS / C7J PaCS Cladding
	<b>PACS ALUMINUM START RAIL</b>	Aluminum	C7J Clear Pine Cladding
	<b>QUARRIX PROTECT FURRING STRIPS</b>	HDPE Plastic	Benchmark Ash Cladding
	<b>PACS DECKING STRIPS</b>	Plastic	PaCS Benchmark Ash Decking

**Thermory USA - Buffalo**  
56 Harvester Ave, Ste. 1-201  
Batavia, NY 14020  
585.591.6590  
support@thermoryusa.com

Last updated: March 2025  
All previous versions are null and void.

→ **ThermoryUSA.com**

