

# EURAPO

INTEGRATED  
COMFORT  
SYSTEMS



## PRODUCTS GUIDE





# EURAPO





# INTEGRATED COMFORT SYSTEMS



Founded in Pordenone in 1979, **EURAPO** has grown and developed as part of the state-of-the-art industrial scenario of North-East Italy.

EURAPO is specialized in the production of heating and air conditioning units. The Company has always fostered a serene, well-organised working environment where employee participation is encouraged.

Here several decades of invaluable experience are pitted against new human resources and projects, in a constructive exchange of ideas between generations, making **EURAPO** a young, proactive, creative company.

As well as these consolidated qualities, **EURAPO** products are now available with innovative features: a smart, made in Italy design for the fan coil unit range, ducted units with high performances, from the traditional regulation system to the great potential of Omnibus, the new sophisticated digital system even for BMS systems.

**EURAPO** products are well known for energy efficiency, certified performances, highly resistant materials, great emphasis on safety in order to make installation as simple as possible.

Highly customised products designed to meet specific system requirements providing a wide range of different technical and aesthetic solutions. Products are strictly subjected to systematic controls before being introduced onto the market, equipped with accessories and properly wired up.

This comprehensive approach has enabled the Company to gain the loyalty of a highly-demanding, prestigious world market, with privileged outlets in Italy and in many countries in Central and Northern Europe.

And with new prospects for border-free development.



climate chamber  
**01 lab.**



aerulic tunnels  
**02 lab.**

**Innovation** has always been a key factor for competitiveness: in the current global economy, it allows companies to diversify strategies and products to size new opportunities and to face diversities and peculiarities, which distinguish every single market.

In 2013, Eurapo decided to take a very important step in terms of investments, by building, in co-operation with Padua University, brand new technical laboratories, in strict compliance with the applicable regulations and Eurovent standards, in order to achieve the following goals:

- differentiate the offered products through the continuous and constant research of innovative technical and technological solutions, which follow or anticipate global markets' dynamics;
- improve products' quality, efficiency, performances, security and reliability;
- ensure performances of the offered products by running periodic tests and making analysis on the results;
- improve the technical support offered to their customers, by providing accurate, reliable and customized solutions with a very short response time;
- consolidate their presence in an increasingly competitive market;
- strengthen the engineering and technical relationships with their industrial and business partners.

The laboratories, which cover an area of over 400 square meters, can measure aerulic, acoustic and thermal performances of all Eurapo products, both ducted and non-ducted, and consist of:



- A **CLIMATE CHAMBER**, which measures heating and cooling capacities and is able to test units with heating capacities from 0,5 kW to 40 kW (standard conditions: 20 °C/50% r.h.) and cooling capacities from 0,5 kW to 30 kW (standard conditions: 27°C/48% r.h.). It has been manufactured in compliance with EN 1397:2001 standards and Eurovent 6/3 standards (Thermal test method for Fan Coil units) and Eurovent 6/11 standards (Thermal test method for Ducted Fan Coil units).
- Two **AERAUIC TUNNELS**, a standard one and an enthalpy one, which are sized to ensure a correct measurement of the air flow from 100 m<sup>3</sup>/h to 6000 m<sup>3</sup>/h. The two tunnels have been manufactured according to ISO 5801:2007 (and former UNI 10531) and ISO 5221 standards and to Eurovent 6/3 standards (Thermal test method for Fan Coil units) and Eurovent 6/10 standards (Air Flow test method for Ducted Fan Coil units).
- Two **REVERBERATION ROOMS**, designed to measure very low sound power levels, with range of frequency between 100Hz and 10000Hz, in accordance with the methods of measurements described in UNI EN ISO 3740:2002, UNI EN ISO 3741:2010 and UNI EN ISO 5135:2003 standards. Each room complies with Eurovent 8/2 standards (Acoustical testing of Fan Coil Units). The two rooms are connected by an air duct in order to run acoustic test on ducted units, in compliance with 8/12 Eurovent standards (Sound test method for Ducted Fan Coil units).

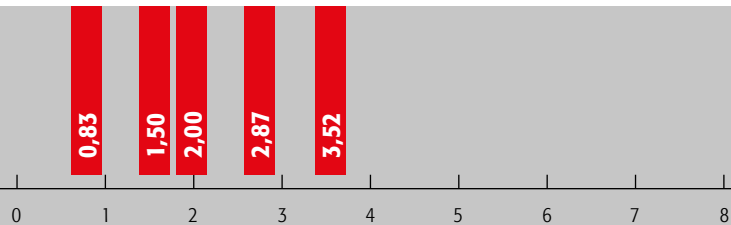
The laboratories represent the highest evolution in terms of technological solutions that make them unique in Italy. With the new technical laboratories, **research, development** and **innovation** become strongly and increasingly an integral part of the Eurapo corporate mission, to pursue the goal of continuous improvement.



page 10 FAN COIL UNITS  
**Sphera**



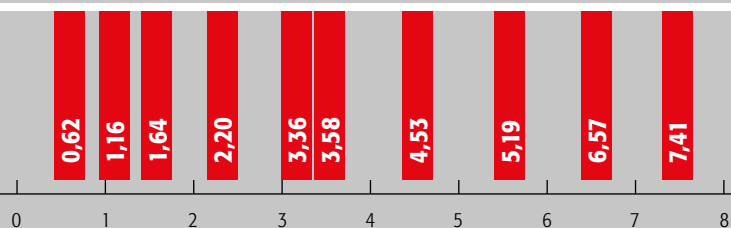
**kW**



page 16 FAN COIL UNITS  
**Sigma**



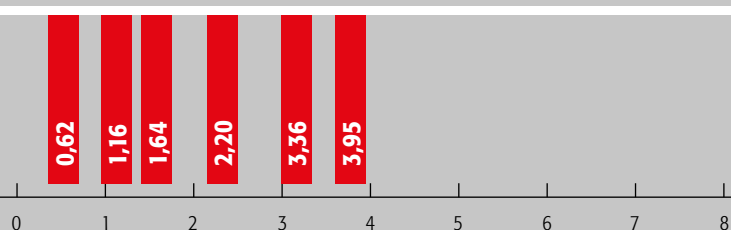
**kW**



page 22 FAN COIL UNITS  
**Prisma**



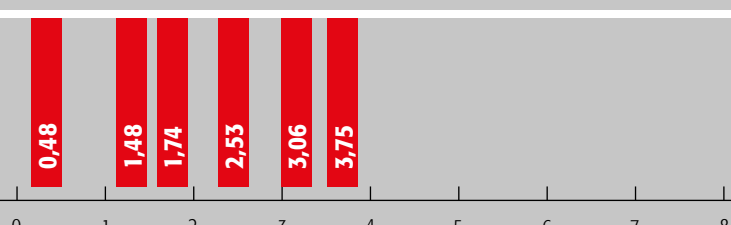
**kW**




page 28 FAN COIL UNITS  
**Low Body**



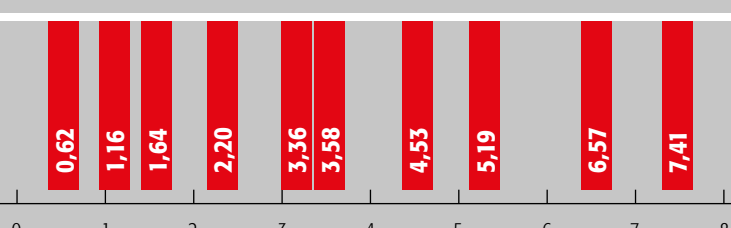
**kW**




page 34 FAN COIL UNITS  
**Concealed**



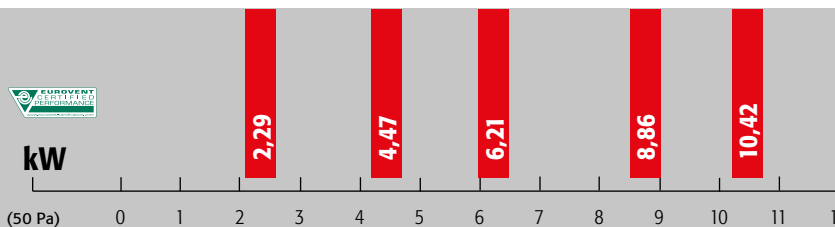
**kW**



page 40 DUCTED UNITS  
**EBH**



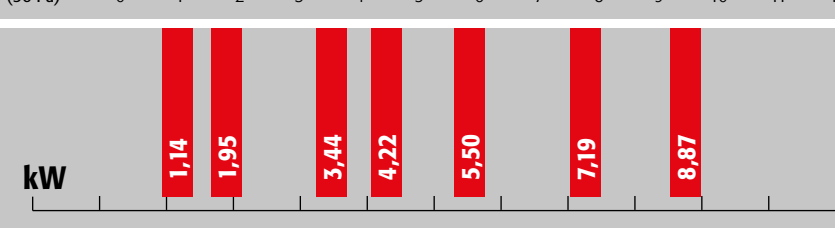
**kW**

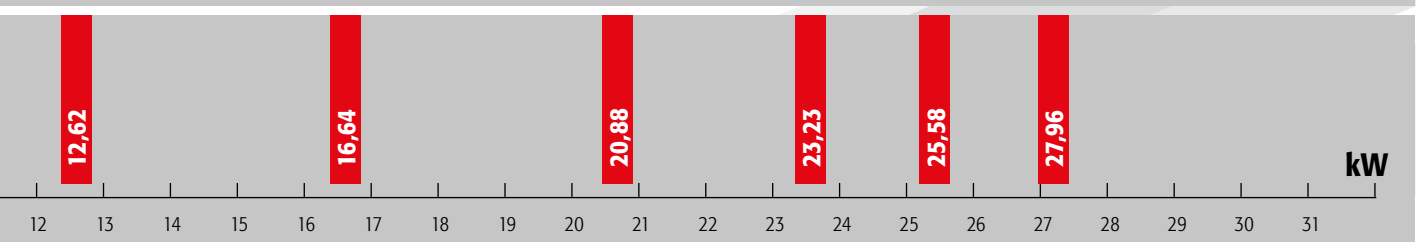
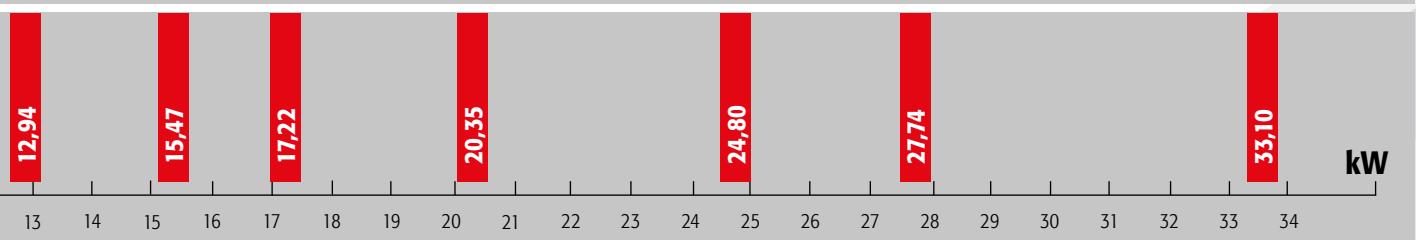
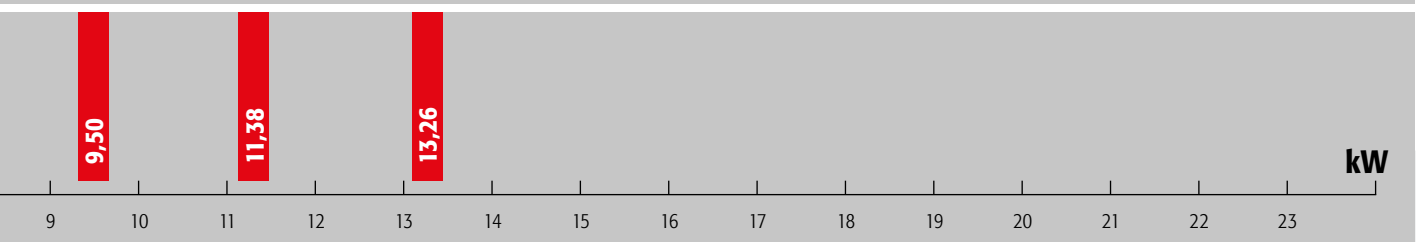
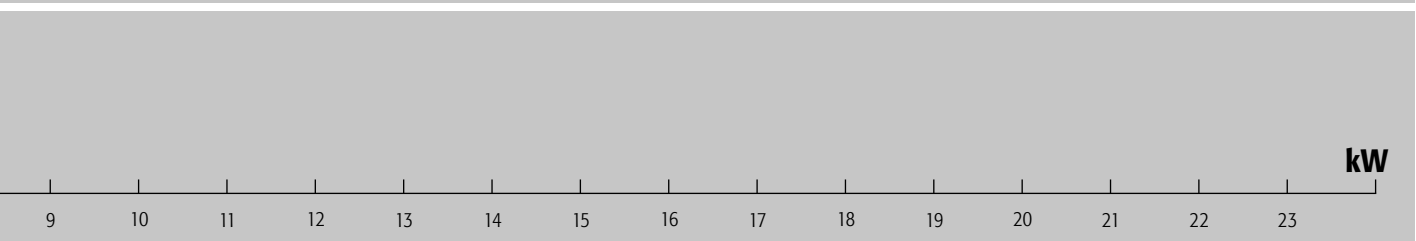
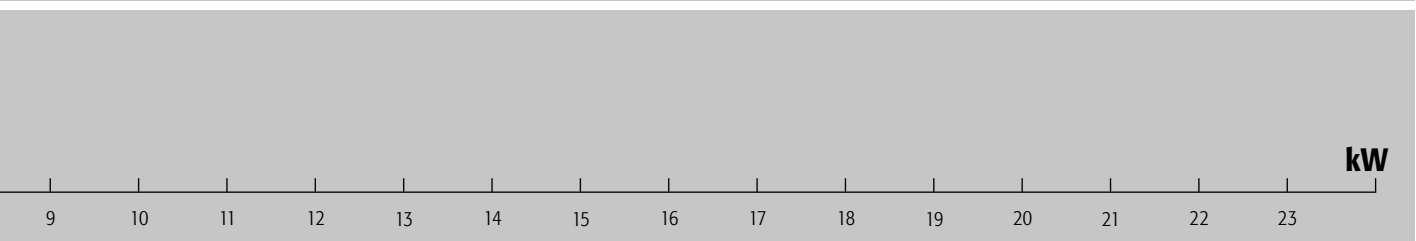
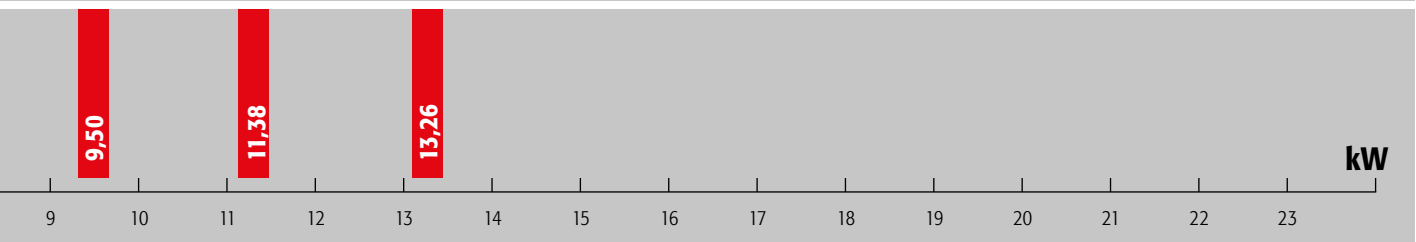
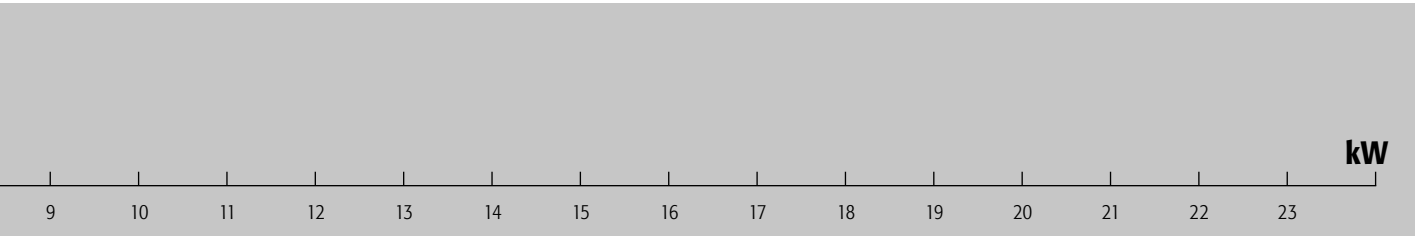



page 44 DUCTED UNITS  
**EDS**



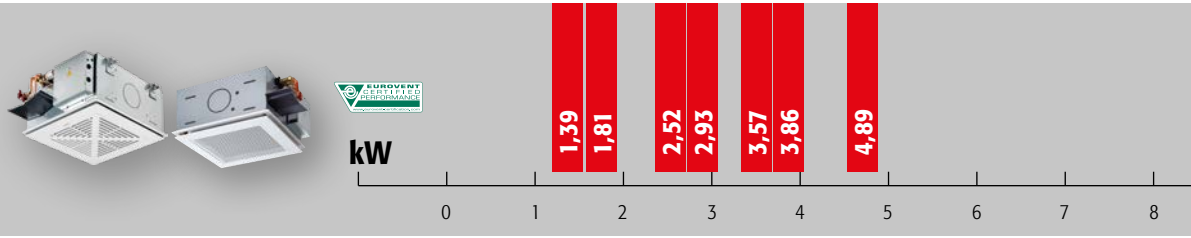
**kW**



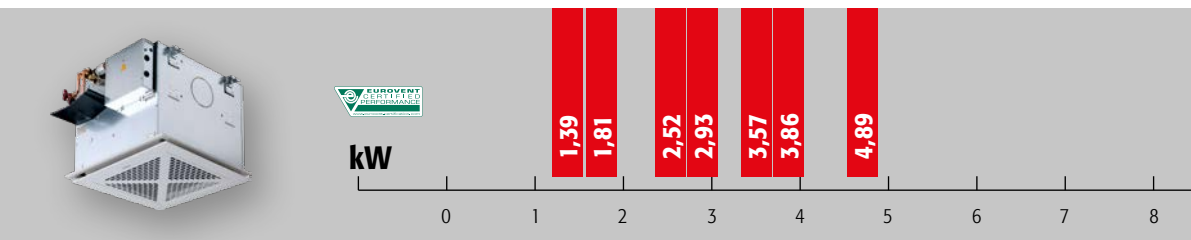




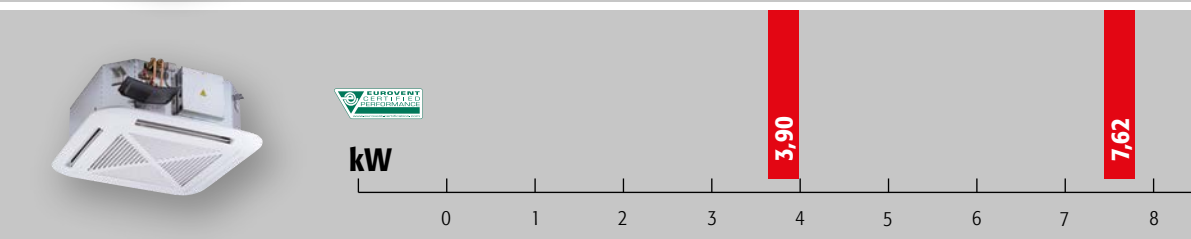
page 48 CASSETTE UNITS  
**UCS600**  
**UCS/M**  
**600**



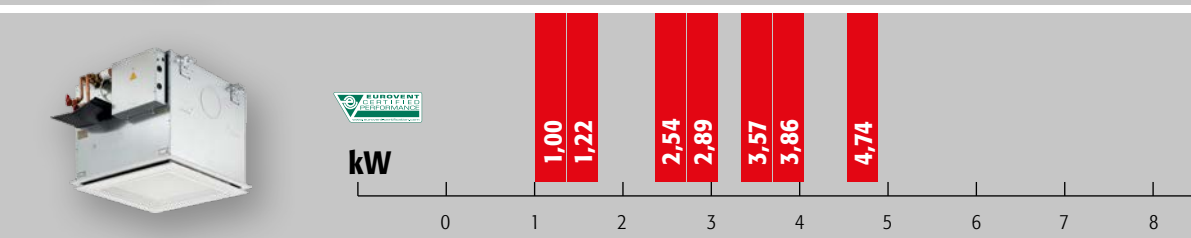
page 54 CASSETTE UNITS  
**UCS/H**  
**600**



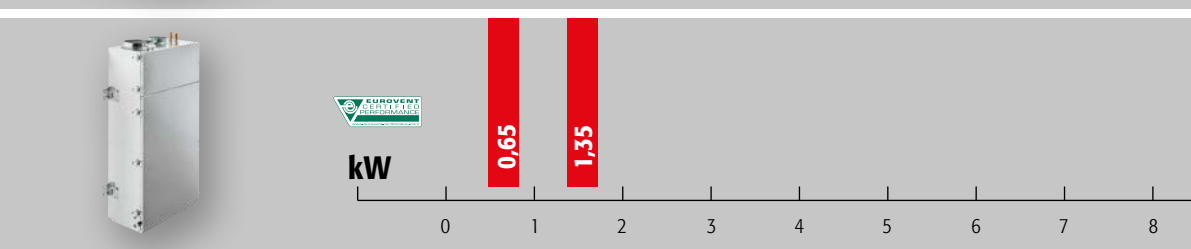
page 60 CASSETTE UNITS  
**UCS900**




page 66 CASSETTE UNITS  
**UCS/H 600**  
**VDI6022**




page 70 MARINE  
**SEA-RANGE**



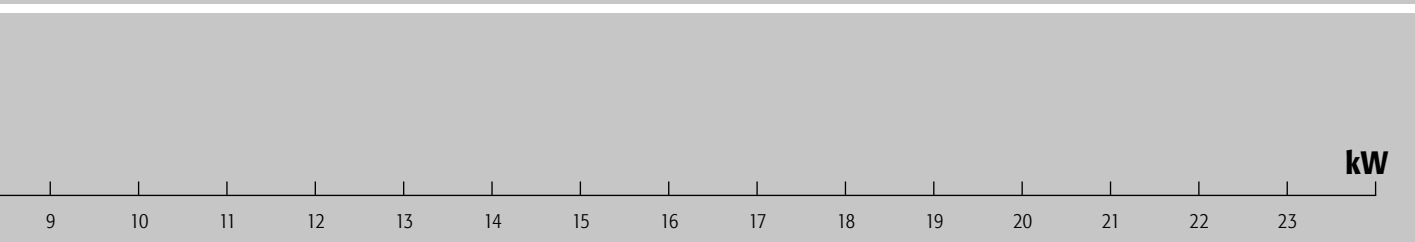
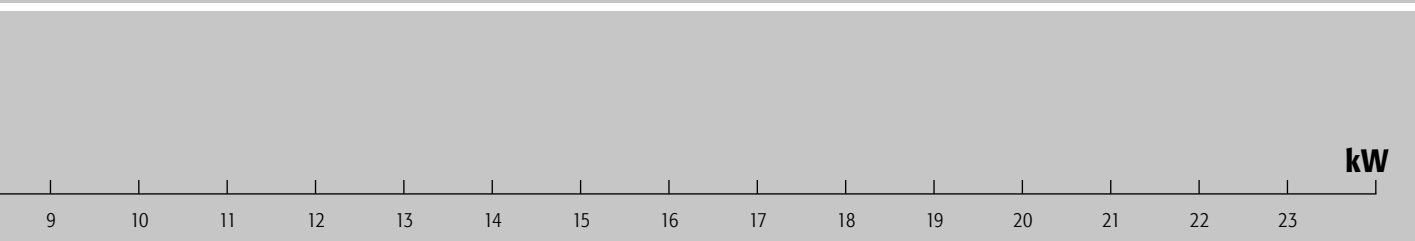
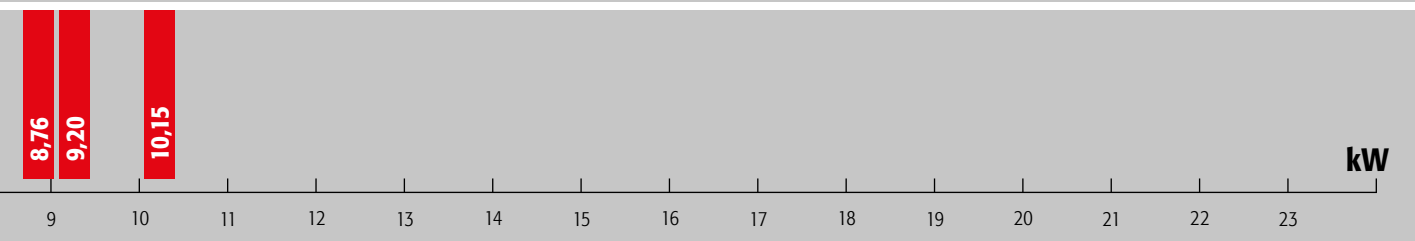
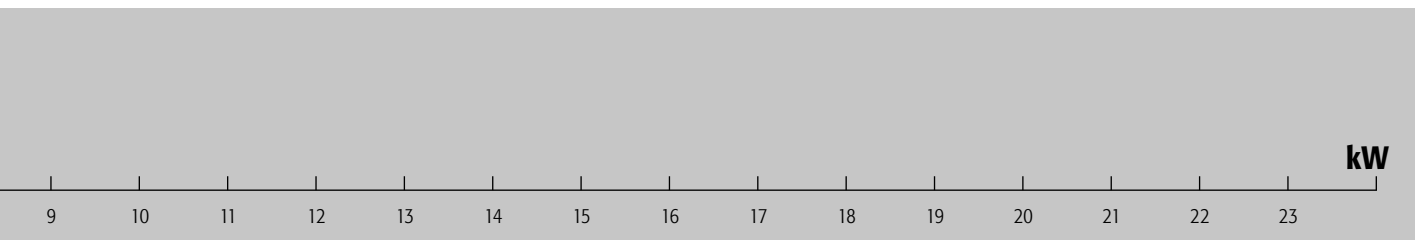
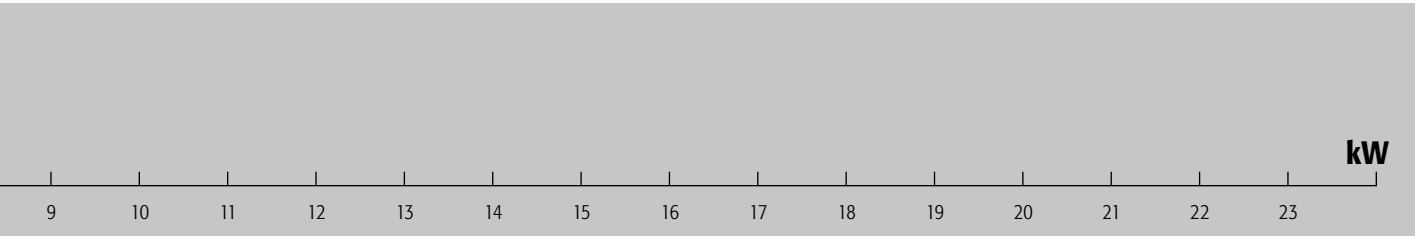
page 72 BUILDING MANAGEMENT SYSTEM  
**OMNIBUS**  
**360**




page 76 SANITIZATION SYSTEM  
**LED-UVC**









SPHERA MODEL, FOR HEATING AND COOLING,  
2 AND 4 PIPES,  
CAPACITY FROM 0,8 kW TO 3,52 kW.


mod. ESF



mod. ESF LUX



mod. ESW



mod. ESW LUX












Thanks to its elegant and refined design, extremely silent and compact, **SPHERA** fancoil is suitable for creating comfort and closeness in every style.










Smart and versatile, **SPHERA** fancoil is available for wall or floor installation and can be combined with the newest EURAPO controls: from the traditional mechanical or microprocessor controls to those innovative digital controls, which can be integrated to the Building Automation System.


**SPHERA** fancoil rises from EURAPO well-established experience by word of reliability, competence as well as continuous technical and design research. **SPHERA** is definitely a revolutionary way to think about a fancoil.

## TECHNICAL DATA (max speed-EST)

		20	40
<b>Cooling</b>  2 pipes Air temperature 27 °C d.b., 19 °C w.b. Water temperature 7/12 °C	Total cooling capacity [kW]	 2,03	3,46
	Sensible cooling capacity [kW]	 1,69	2,83
	Water flow [l/h]	349	596
	Pressure drop [kPa]	 3,5	16,4
<b>Heating</b>  2 pipes Air temperature 20 °C Inlet water temperature 45/40 °C	Heating capacity [kW]	 2,55	3,75
	Water flow [l/h]	439	645
	Pressure drop [kPa]	 4,6	16,5
<b>Heating</b>  4 pipes Air temperature 20 °C Water temperature 65/55 °C	Heating capacity [kW]	 1,95	2,97
	Water flow [l/h]	168	256
	Pressure drop [kPa]	 3,7	6,9
<b>Further data</b>	Air flow [m <sup>3</sup> /h]	387	618
	Sound power level [dB(A)]	 56,0	62,0
	Sound pressure level [dB(A)]	46,6	52,6
	Power input [W]	 33	50
	Absorbed current [A]	0,33	0,46
	Water content [l] (2 pipes)	0,87	1,32

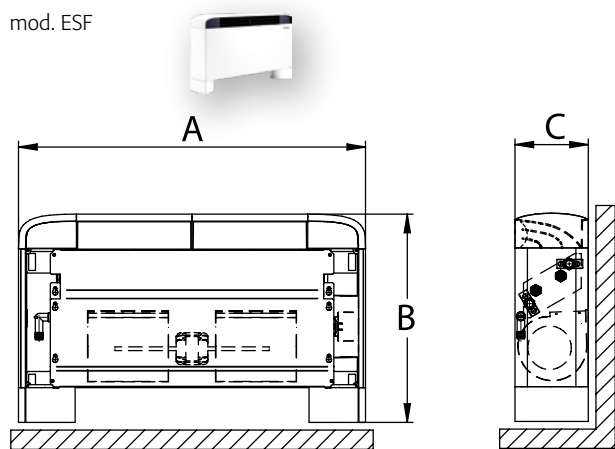
## TECHNICAL DATA (max speed-asynchronous)

		20	40
<b>Cooling</b>  2 pipes Air temperature 27 °C d.b., 19 °C w.b. Water temperature 7/12 °C	Total cooling capacity [kW]	 1,94	3,12
	Sensible cooling capacity [kW]	 1,58	2,48
	Water flow [l/h]	334	537
	Pressure drop [kPa]	 3,3	13,6
<b>Heating</b>  2 pipes Air temperature 20 °C Inlet water temperature 45/40 °C	Heating capacity [kW]	 2,21	3,44
	Water flow [l/h]	380	592
	Pressure drop [kPa]	 4,7	14,0
<b>Heating</b>  4 pipes Air temperature 20 °C Water temperature 65/55 °C	Heating capacity [kW]	 1,84	2,71
	Water flow [l/h]	158	233
	Pressure drop [kPa]	 2,7	5,7
<b>Further data</b>	Air flow [m <sup>3</sup> /h]	346	511
	Sound power level [dB(A)]	 52,0	58,0
	Sound pressure level [dB(A)]	42,6	48,6
	Power input [W]	 54	85
	Absorbed current [A]	0,24	0,38
	Water content [l] (2 pipes)	0,87	1,32

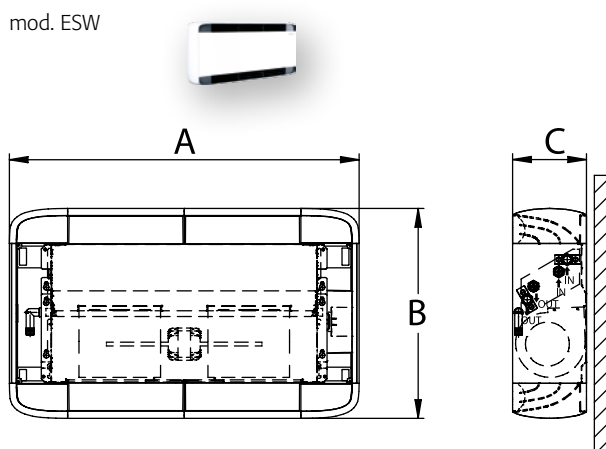


## DIMENSIONS

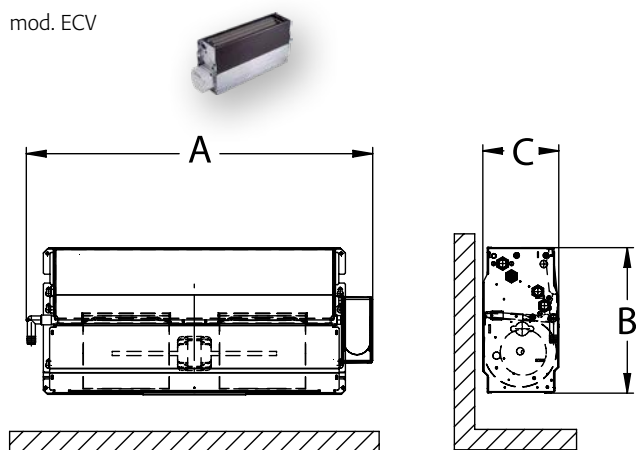
mod. ESF



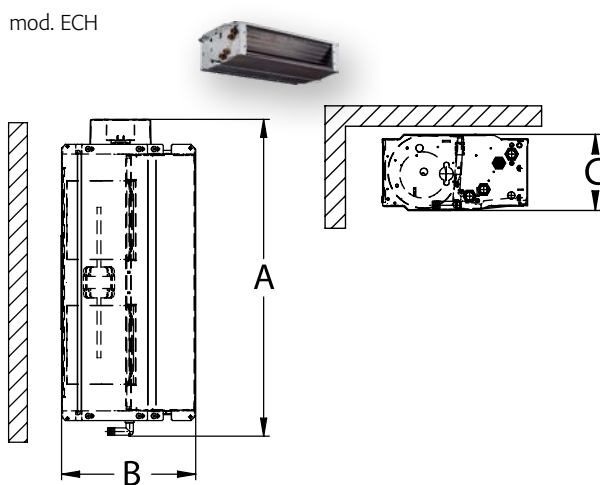
mod. ESW



mod. ECV



mod. ECH



### Dimensions (mm) and weights ESF

	20	40
<b>A</b>	900	1200
<b>B</b>	540	540
<b>C</b>	190	190
<b>kg</b>	19	27
<b>Water connections 1/2" G F</b>		

### Dimensions (mm) and weights ESW

	20	40
<b>A</b>	900	1200
<b>B</b>	540	540
<b>C</b>	190	190
<b>kg</b>	20	29
<b>Water connections 1/2" G F</b>		


### Dimensions (mm) and weights ECV - ECH

	20	40
<b>A</b>	843	1143
<b>B</b>	357	357
<b>C</b>	186	186
<b>kg</b>	14	20
<b>Water connections 1/2" G F</b>		

## ACCESSORIES



**KREL**  
Electric heater



**EXTRA RAL**  
Special painting



**DTH2902**  
Valve and shut off valve



**PC**  
Condensate pump



**PPV**  
Vertical back panel



**PPV LUX**  
Vertical back panel



**PA**  
Air suction plenum



**PM90**  
90° air delivery plenum

## OMNIBUS 360 CONTROLS



**ORF10/ORB10**  
OPower card for asynchronous/  
brushless motors, for BMS

**ORF11-ORC123**  
OPower card for asynchronous  
motors, for BMS+Console Round  
Inside+Air sensor at air intake

**ORF11-ORC523**  
OPower card for asynchronous  
motors, for BMS+Round IR receiver+Air  
sensor at air intake

**ORB11-ORC123**  
OPower card for brushless motors,  
for BMS+Console Round Inside+Air  
sensor at air intake

**ORB11-ORC523**  
OPower card for brushless motors,  
for BMS+Round IR receiver+Air  
sensor at air intake



**ORC315 - Round IR**  
Console IR receiver on wall

**ORC336 - Round Analog**  
Console for on wall installation

**ORC636 - Round Cabin**  
Console for on wall installation

**ORC236 - Round Display**  
Console for on wall installation

**ORC446 - Round Touch**  
Console for on wall installation




**ORS736 - Round Manager**  
Supervisor for small system  
(up to 16 units)

**ORS810 - Round Master**  
Supervisor for medium system  
(up to 100 units)

**ORS940 - Round Net**  
Supervisor for large system  
(up to 250 units)

**App Round Clima**  
Mobile App for  
smartphone and tablet

**OIR30**  
Infrared remote control



**Oxx50**  
Multitask additional card



FAN COIL UNIT WITH CASING,  
FOR HEATING AND COOLING,  
2 AND 4 PIPES,  
CAPACITY FROM 0,62 kW TO 13,26 kW.

mod. SV



mod. SV/AF



mod. SH



mod. SH/AF



**SIGMA** fancoil unit, designed by Eurapo, is versatile in different applications, discreet in the lines, reliable in the performances.

This fancoil unit, with its harmonic shapes and linearity, can be installed in every kind of environment thanks to its configuration variety: it can be installed directly on the floor, with frontal air intake, or it can stand on the floor with feet, with bottom air intake. The same configuration is available for ceiling installation: rear or bottom air intake.

The Sigma housing is manufactured with sheet steel and painted with oven dried epoxy powders, available in all RAL colours; access doors and grilles are made of heat-resistant ABS and can be turned into all four directions. Standard colour is RAL9003, white. One important element is the filter, totally retractable and easily accessible; it is particularly strong, wear and tear resistant, requiring short time for routine maintenance. In order to make Sigma fancoil more complete, Eurapo offers a large range of accessories, from the simple electromechanical regulations and on/off valves to the advanced systems with modulating valves and digital Bus management. Sigma units are also available for **District Cooling** applications: the water coils are designed with a reduced number of circuits, suitable for functioning with high water temperature difference.



## TECHNICAL DATA (3 rows, max speed-EST)



		512	514	516	520	522	524	528
<b>Cooling</b>  2 pipes Air temperature 27 °C d.b., 19 °C w.b. Water temperature 7/12 °C	Total cooling capacity [kW]	1,98	2,56	3,81	5,05	5,81	7,47	9,18
	Sensible cooling capacity [kW]	1,65	2,12	3,14	3,79	4,32	6,09	7,51
	Water flow [l/h]	341	441	656	869	1000	1286	1580
	Pressure drop [kPa]	9,6	9,2	14,6	16,9	36,2	16,8	31,3
<b>Heating</b>  2 pipes Air temperature 20 °C Inlet water temperature 45/40 °C	Heating capacity [kW]	2,05	3,04	4,40	5,76	6,53	8,43	10,40
	Water flow [l/h]	353	523	757	991	1124	1451	1790
	Pressure drop [kPa]	10,8	10,3	17,3	21,8	40,0	17,2	43,5
<b>Heating</b>  4 pipes Air temperature 20 °C Water temperature 65/55 °C	Heating capacity [kW]	1,63	2,39	3,20	5,00	5,55	6,46	7,90
	Water flow [l/h]	158	206	275	430	478	556	680
	Pressure drop [kPa]	4,7	9,3	20,2	23,3	26,8	36,0	46,2
<b>Further data</b>	Air flow [m³/h]	456	574	792	1082	1304	1567	1995
	Sound power level [dB(A)]	55,0	59,0	60,0	57,0	62,0	63,0	69,0
	Sound pressure level [dB(A)]	45,6	49,6	50,6	47,6	52,6	53,6	59,6
	Power input [W]	31	54	42	46	76	89	168
	Absorbed current [A]	0,35	0,44	0,42	0,42	0,68	0,83	1,42
	Water content [l] (2 pipes)	0,79	1,05	1,31	2,20	2,20	2,84	3,47

To obtain capacities for District Cooling solutions or for conditions different from standard ones, please use the EURAPO selection software.

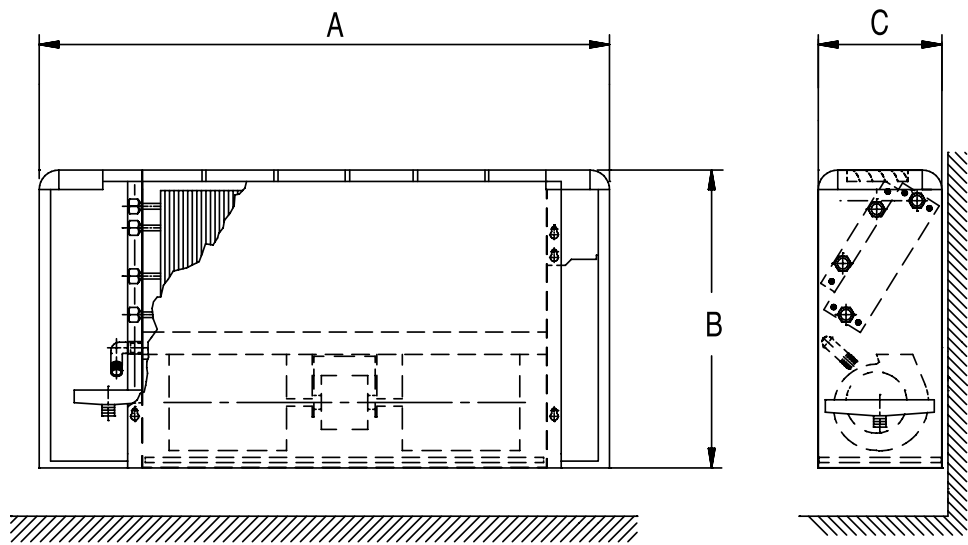
## TECHNICAL DATA (3 rows, max speed-asynchronous)

		110	112	114	216	218	220	222	224	226	228.1	328
<b>Cooling</b>  2 pipes Air temperature 27 °C d.b., 19 °C w.b. Water temperature 7/12 °C	Total cooling capacity [kW]	1,11	1,59	2,14	3,30	3,50	4,44	5,07	6,43	7,25	8,86	9,73
	Sensible cooling capacity [kW]	0,93	1,25	1,90	2,46	3,06	3,53	4,42	5,06	5,70	7,13	8,04
	Water flow [l/h]	191	274	368	568	602	764	873	1107	1248	1525	1675
	Pressure drop [kPa]	3,4	7,1	5,8	14,8	13,6	24,1	28,4	18,8	21,0	28,7	74,6
<b>Heating</b>  2 pipes Air temperature 20 °C Inlet water temperature 45/40 °C	Heating capacity [kW]	1,37	1,83	2,60	3,46	4,17	4,80	6,04	6,60	7,86	9,96	10,54
	Water flow [l/h]	236	315	448	596	718	826	1040	1136	1353	1692	1814
	Pressure drop [kPa]	4,9	6,0	6,5	14,7	16,0	23,4	27,7	18,9	25,3	29,8	82,4
<b>Heating</b>  4 pipes Air temperature 20 °C Water temperature 65/55 °C	Heating capacity [kW]	0,91	1,31	1,93	2,79	3,20	4,33	4,92	6,16	6,30	7,97	8,00
	Water flow [l/h]	78	113	166	240	275	372	423	530	542	663	688
	Pressure drop [kPa]	1,3	3,4	6,7	14,7	7,1	10,3	11,7	33,0	31,7	29,8	46,5
<b>Further data</b>	Air flow [m³/h]	243	317	432	606	754	961	1115	1307	1507	1814	2010
	Sound power level [dB(A)]	48,0	50,0	54,0	53,0	55,0	54,0	60,0	60,0	63,0	64,0	67,0
	Sound pressure level [dB(A)]	38,6	40,6	44,6	43,6	45,6	44,6	50,6	50,6	53,6	55,0	57,6
	Power input [W]	46	48	57	61	76	90	117	140	162	213	213
	Absorbed current [A]	0,21	0,21	0,25	0,27	0,33	0,39	0,52	0,64	0,71	0,95	0,95
	Water content [l] (2 pipes)	0,53	0,79	1,05	1,31	1,57	2,20	2,20	2,84	2,84	3,47	3,47

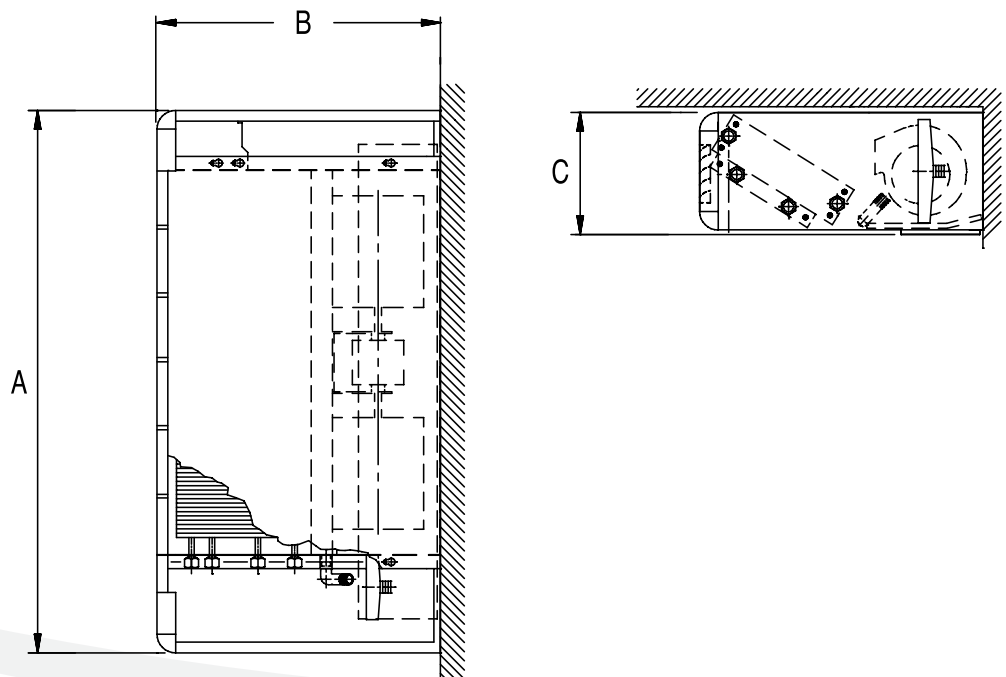
To obtain capacities for District Cooling solutions or for conditions different from standard ones, please use the EURAPO selection software.

## DIMENSIONS

mod. SV and mod. SH



mod. SV/AF and mod. SH/AF



## Dimensions (mm) and weights SV - SV/AF - SH - SH/AF

mod. SV



mod. SH



mod. SV/AF



mod. SH/AF



	110	112	114	216	218	220	222	224	226	228.1	328
<b>EST</b>	-	512	514	516	-	520	522	524	-	-	528
<b>A</b>	648	773	898	1023	1148	1273	1273	1523	1523	1773	1773
<b>B</b>	538	538	538	538	538	614	614	614	614	614	614
<b>SV - SH</b>											
<b>C</b>	224	224	224	224	224	254	254	254	254	254	254
<b>kg</b>	18	20	23	28	31	41	44	52	52	58	58
<b>SV/AF - SH/AF</b>											
<b>C</b>	233	233	233	233	233	263	263	263	263	263	263
<b>kg</b>	19	21	24	30	32	43	46	54	54	61	61
<b>Water connections 1/2" G F</b>											

## ACCESSORIES



**BA1**  
Additional heating coil 4 pipe system



**BA - Electrofin®**  
Coil with Electrofin® coating



**KREL**  
Electric heater



**\_3A2+DT**  
ON/OFF Valves and shut-off valves



**D2CM+DT**  
Modulating pressure independent valves and shut-off valves



**4-PIPE COMPACT KIT**  
Hydraulic kit for 2-pipe system



**CP**  
Set of feet



**ZL**  
Long socle with feet




**PPV/PPH SIGMA**  
Vertical/horizontal back panel



**PAE/HAF**  
Horizontal external air intake for AF models



**PC**  
Condensate pump



**EXTRA RAL**  
Special paintings



**UV-C LED**  
Sanytization system LED UV-C



**AFT**  
Anti-frost thermostat



**TM**  
Minimum water temperature thermostat.

For further accessories visit our website [www.eurapo.it](http://www.eurapo.it) or contact us.

## OMNIBUS 360 CONTROLS



**ORV10/ORB10**  
OPower card for asynchronous/  
brushless motors, for BMS

**ORV11-ORC111**  
OPower card for asynchronous  
motors, for BMS+Console Round  
Inside+Air sensor at air intake

**ORV11-ORC510**  
OPower card for asynchronous  
motors, for BMS+Round IR receiver+  
Air sensor at air intake

**ORB11-ORC111**  
OPower card for brushless motors,  
for BMS+Console Round Inside+Air  
sensor at air intake

**ORB11-ORC510**  
OPower card for brushless motors,  
for BMS+Round IR receiver+Air  
sensor at air intake



**ORC515 - Round IR**  
Console IR receiver on wall

**ORC336 - Round Analog**  
Console for on wall installation

**ORC636 - Round Cabin**  
Console for on wall installation

**ORC236 - Round Display**  
Console for on wall installation

**ORC446 - Round Touch**  
Console for on wall installation




**ORS736 - Round Manager**  
Supervisor for small system  
(up to 16 units)

**ORS810 - Round Master**  
Supervisor for medium system  
(up to 100 units)

**ORS940 - Round Net**  
Supervisor for large system  
(up to 250 units)

**App Round Clima**  
Mobile App for  
smartphone and tablet

**OIR30**  
Infrared remote control



**Oxx50**  
Multitask additional card

## FANCOIL UNIT WITH CASING, FOR HEATING AND COOLING (ONLY FOR PV AND PV/AF), 2 AND 4 PIPES, CAPACITY FROM 0,62 kW TO 3,95 kW.

mod. PV



mod. PV/AF



mod. PH



mod. PH/AF



**PRISMA** fancoil unit has an original shape. The housing itself is a piece of furniture, it is made of painted metal sheet with side flaps and grilles made of ABS, which are adjustable in all four directions. This fancoil is designed by Eurapo to be compatible with every kind of environment, thanks to its configuration variety: it can be easily installed on the floor, thanks to firm feet, or mounted on the ceiling. In both configurations the air intake can be located on the bottom or front side.

One important component is the filter, which is totally retractable but easily accessible; it is particularly strong and wear resistant and needs very short time for routine maintenance. In order to make Prisma fancoil more complete, Eurapo offers a large range of accessories, from the simple electromechanical regulations and on/off valves to the advanced systems with modulating valves and digital Bus management.

## TECHNICAL DATA (3 rows, max speed-EST)



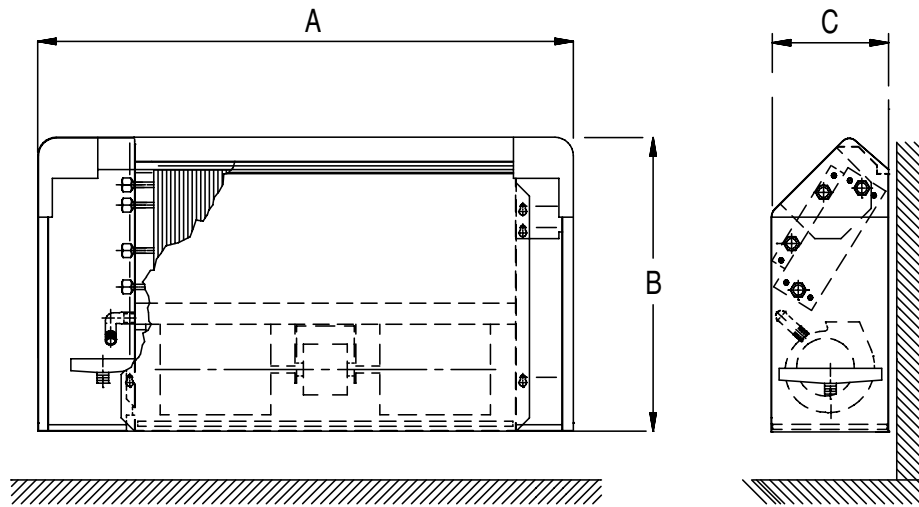
		512	514	516
<b>Cooling</b>  2 pipes Air temperature 27 °C d.b., 19 °C w.b. Water temperature 7/12 °C	Total cooling capacity [kW]	1,98	2,56	3,81
	Sensible cooling capacity [kW]	1,65	2,12	3,14
	Water flow [l/h]	341	441	656
	Pressure drop [kPa]	9,6	9,2	14,6
<b>Heating</b>  2 pipes Air temperature 20 °C Inlet water temperature 45/40 °C	Heating capacity [kW]	2,05	3,04	4,40
	Water flow [l/h]	353	523	757
	Pressure drop [kPa]	10,8	10,3	17,3
<b>Heating</b>  4 pipes Air temperature 20 °C Water temperature 65/55 °C	Heating capacity [kW]	1,63	2,39	3,20
	Water flow [l/h]	158	206	275
	Pressure drop [kPa]	4,7	9,3	20,2
<b>Further data</b>	Air flow [m³/h]	456	574	792
	Sound power level [dB(A)]	55,0	59,0	60,0
	Sound pressure level [dB(A)]	45,6	49,6	50,6
	Power input [W]	31	54	42
	Absorbed current [A]	0,33	0,44	0,37
	Water content [l] (2 pipes)	0,79	1,05	1,31

## TECHNICAL DATA (3 rows, max speed-asynchronous)

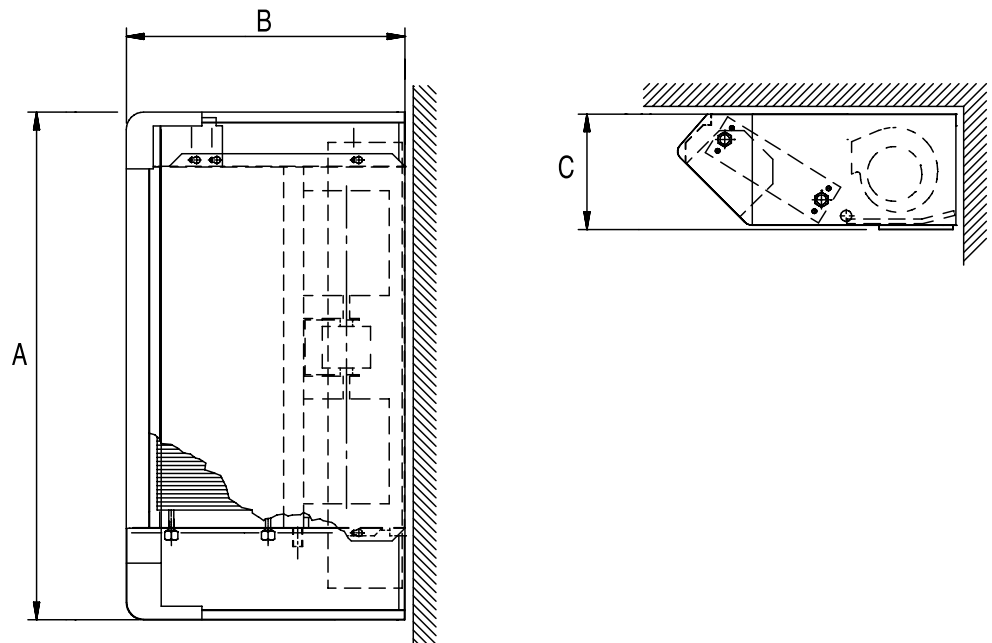
		110	112	114	216	218
<b>Cooling</b>  2 pipes Air temperature 27 °C d.b., 19 °C w.b. Water temperature 7/12 °C	Total cooling capacity [kW]	1,11	1,59	2,14	3,30	3,50
	Sensible cooling capacity [kW]	0,93	1,25	1,90	2,46	3,06
	Water flow [l/h]	191	274	368	568	602
	Pressure drop [kPa]	3,4	7,1	5,8	14,8	13,6
<b>Heating</b>  2 pipes Air temperature 20 °C Inlet water temperature 45/40 °C	Heating capacity [kW]	1,37	1,83	2,60	3,46	4,17
	Water flow [l/h]	236	315	448	595	718
	Pressure drop [kPa]	4,9	6,0	6,5	14,7	16,0
<b>Heating</b>  4 pipes Air temperature 20 °C Water temperature 65/55 °C	Heating capacity [kW]	0,91	1,31	1,93	2,79	3,20
	Water flow [l/h]	78	113	166	240	275
	Pressure drop [kPa]	1,3	3,4	6,7	14,7	7,1
<b>Further data</b>	Air flow [m³/h]	243	317	432	606	754
	Sound power level [dB(A)]	48,0	50,0	54,0	53,0	55,0
	Sound pressure level [dB(A)]	38,6	40,6	44,6	43,6	45,6
	Power input [W]	46	48	57	61	76
	Absorbed current [A]	0,21	0,21	0,25	0,27	0,33
	Water content [l] (2 pipes)	0,53	0,79	1,05	1,31	1,57

## DIMENSIONS

mod. PV



mod. PH/AF





## Dimensions (mm) and weights PV - PV/AF - PH - PH/AF

mod. PV



mod. PV/AF



mod. PH



mod. PH/AF



	110	112	114	216	218
<b>EST</b>	-	512	514	516	-
<b>A</b>	648	773	898	1023	1148
<b>B</b>	560	560	560	560	560
<b>PV - PH</b>					
<b>C</b>	226	226	226	226	226
<b>kg</b>	17	20	23	27	31
<b>PV/AF - PH/AF</b>					
<b>C</b>	235	235	235	235	235
<b>kg</b>	18	21	24	28	32
<b>Water connections 1/2" G F</b>					

## ACCESSORIES



**BA1**  
Additional heating coil for 4 pipe system



**BA - Electrofin®**  
Coil with Electrofin® coating



**KREL**  
Electric heater



**3A2+DT**  
ON-OFF Valves and shut-off valves



**D2CM+DT**  
Modulating pressure independent valves and shut-off valves



**4-PIPE COMPACT KIT**  
Hydraulic kit for 2-pipe system



**CP**  
Set of feet



**ZL**  
Long socle with feet




**PPH**  
Horizontal back panel



**PAE/HAF**  
Horizontal external air intake for AF models



**PC**  
Condensate pump



**EXTRA RAL**  
Special painting



**UV-C LED**  
Sanytization system LED UV-C



**AFT**  
Antifrost thermostat



**TM**  
Minimum water temperature thermostat

For further accessories visit our website [www.eurapo.it](http://www.eurapo.it) or contact us.

## OMNIBUS 360 CONTROLS



**ORV10/ORB10**  
OPower card for asynchronous/  
brushless motors, for BMS

**ORV11-ORC111**  
OPower card for asynchronous  
motors, for BMS+Console Round  
Inside+Air sensor at air intake

**ORV11-ORC510**  
OPower card for asynchronous  
motors, for BMS+Round IR receiver+Air  
sensor at air intake

**ORB11-ORC111**  
OPower card for brushless motors,  
for BMS+Console Round Inside+Air  
sensor at air intake

**ORB11-ORC510**  
OPower card for brushless motors,  
for BMS+Round IR receiver+Air  
sensor at air intake



**ORC515 - Round IR**  
Console IR receiver on wall

**ORC336 - Round Analog**  
Console for on wall installation

**ORC636 - Round Cabin**  
Console for on wall installation

**ORC236 - Round Display**  
Console for on wall installation

**ORC446 - Round Touch**  
Console for on wall installation




**ORS736 - Round Manager**  
Supervisor for small system  
(up to 16 units)

**ORS810 - Round Master**  
Supervisor for medium system  
(up to 100 units)

**ORS940 - Round Net**  
Supervisor for large system  
(up to 250 units)

**App Round Clima**  
Mobile App for  
smartphone and tablet

**OIR30**  
Infrared remote control



**Oxx50**  
Multitask additional card



FANCOIL UNIT WITH COMPACT DIMENSIONS,  
FOR HEATING AND COOLING,  
2 AND 4 PIPES,  
CAPACITY FROM 0,48 kW TO 3,75 kW.

mod. SVR



mod. CVR



The **LOW BODY** fancoils are characterized by a very reduced height (only 427 mm) and they have been designed for installation in small niches.

The **LOW BODY** units present an upper air outlet and a frontal air intake; they can be installed on the floor, on the wall or concealed.

The low body fancoils are available in 5 sizes and they are always equipped with an auxiliary drain pan.

The inner frame is made of galvanized steel, the housing is manufactured with sheet steel painted with oven dried epoxy powders available in all RAL colours (standard colour is RAL9003), access doors and grilles are made of white coloured heat-resistant ABS and can be turned into all four directions.

To complete all models, Eurapo offers a wide range of accessories.

## TECHNICAL DATA (3 rows, max speed-EST)



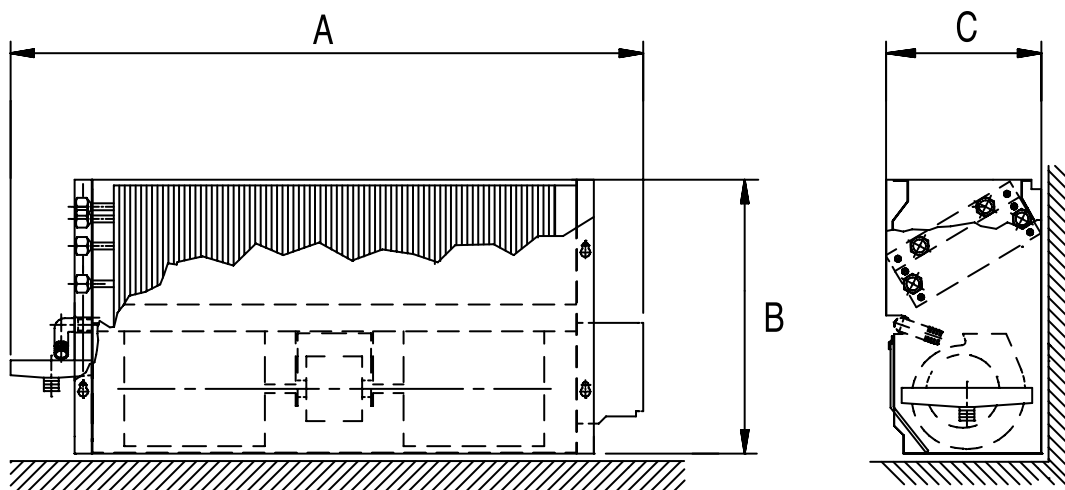
		512	514	516	
<b>Cooling</b>	Total cooling capacity [kW]	1,44	2,09	3,07	
	<small>2 pipes Air temperature 27 °C d.b., 19 °C w.b. Water temperature 7/12 °C</small>	Sensible cooling capacity [kW]	1,30	1,83	2,62
		Water flow [l/h]	245	356	582
		Pressure drop [kPa]	7,2	10,2	8,7
<b>Heating</b>	Heating capacity [kW]	1,89	2,50	3,56	
	<small>2 pipes Air temperature 20 °C Inlet water temperature 45/40 °C</small>	Water flow [l/h]	327	433	676
		Pressure drop [kPa]	8,3	11,4	9,1
<b>Heating</b>	Heating capacity [kW]	2,19	2,29	3,06	
	<small>4 pipes Air temperature 20 °C Water temperature 65/55 °C</small>	Water flow [l/h]	194	201	271
		Pressure drop [kPa]	6,9	9,2	16,5
<b>Further data</b>	Air flow [m <sup>3</sup> /h]	437	608	833	
	Sound power level [dB(A)]	55,0	53,2	58,2	
	Sound pressure level [dB(A)]	45,6	43,9	48,8	
	Power input [W]	35	60	47	
	Absorbed current [A]	0,32	0,54	0,41	
	Water content [l] (2 pipes)	0,62	0,83	1,03	

## TECHNICAL DATA (3 rows, max speed-asynchronous)

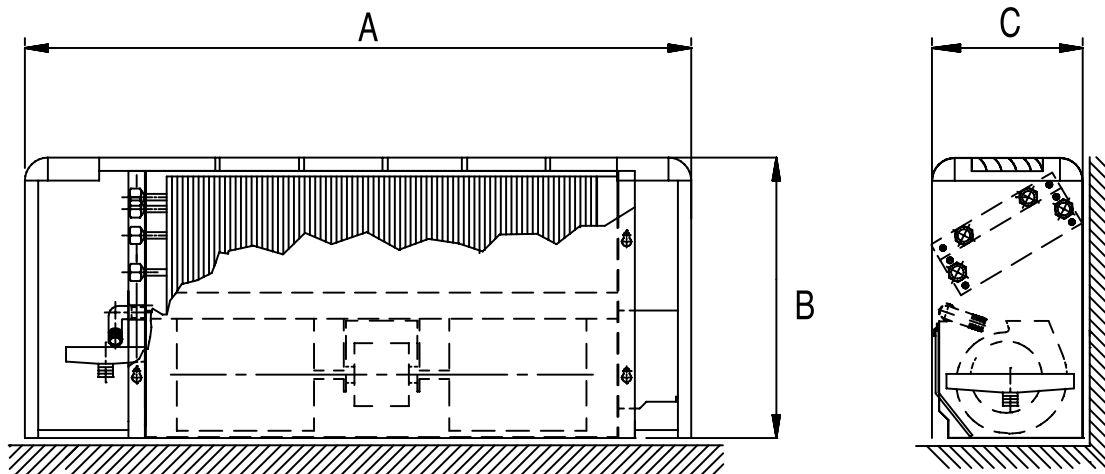
		110	112	114	216	218	
<b>Cooling</b>	Total cooling capacity [kW]	0,98	1,21	1,87	2,74	3,23	
	<small>Air temperature 27 °C d.b., 19 °C w.b. Water temperature 7/12 °C</small>	Sensible cooling capacity [kW]	0,90	1,09	1,62	2,32	2,71
		Water flow [l/h]	166	207	318	519	614
		Pressure drop [kPa]	2,5	3,5	8,4	7,1	10,2
<b>Heating</b>	Heating capacity [kW]	1,18	1,53	2,22	3,16	3,78	
	<small>2 pipes Air temperature 20 °C Inlet water temperature 45/40 °C</small>	Water flow [l/h]	204	265	384	595	717
		Pressure drop [kPa]	2,5	4,2	9,3	7,3	11,8
<b>Heating</b>	Heating capacity [kW]	1,12	1,79	1,87	2,54	3,83	
	<small>4 pipes Air temperature 20 °C Water temperature 65/55 °C</small>	Water flow [l/h]	98	157	165	224	338
		Pressure drop [kPa]	1,8	4,8	6,5	11,8	5,9
<b>Further data</b>	Air flow [m <sup>3</sup> /h]	243	317	432	606	754	
	Sound power level [dB(A)]	46,8	49,8	53,5	51,2	55,0	
	Sound pressure level [dB(A)]	37,4	40,4	44,1	41,8	45,6	
	Power input [W]	46	48	57	61	76	
	Absorbed current [A]	0,21	0,21	0,25	0,27	0,33	
	Water content [l] (2 pipes)	0,41	0,62	0,83	1,03	1,24	

## DIMENSIONS

mod. CVR



mod. SVR



mod. CVR



### Dimensions (mm) and weights CVR

	110	112	114	216	218
<b>EST</b>	-	512	514	516	-
<b>A</b>	555	680	805	930	1055
<b>B</b>	395	395	395	395	395
<b>C</b>	230	230	230	230	230
<b>kg</b>	9	11	14	16	19

**Water connections - 1/2" G F**

### Dimensions (mm) and weights SVR

mod. SVR



	110	112	114	216	218
<b>EST</b>	-	512	514	516	-
<b>A</b>	648	773	898	1023	1148
<b>B</b>	430	430	430	430	430
<b>C</b>	254	254	254	254	254
<b>kg</b>	15	17	22	23	26

**Water connections - 1/2" G F**

## ACCESSORIES



**BA1**  
Additional heating coil for 4 pipe system



**BA - Electrofin®**  
Coil with Electrofin® coating



**KREL**  
Electric heater



**3A2+DT**  
ON/OFF Valves and shut-off valves



**D2CM+DT**  
Modulating pressure independent valves and shut-off valves



**4-PIPE COMPACT KIT**  
Hydraulic kit for 2-pipe system



**PPV LOW BODY**  
Vertical back panel




**PM**  
Air delivery plenum with collars




**PM90**  
90° Air delivery plenum



**PC**  
Condensate pump



**EXTRA RAL**  
Special painting



**UV-C LED**  
Sanytization system LED UV-C



**AFT**  
Antifrost thermostat



**TM**  
Minimum water temperature thermostat

For further accessories visit our website [www.eurapo.it](http://www.eurapo.it) or contact us.



# OMNIBUS 360 CONTROLS



**ORV10/ORB10**  
OPower card for asynchronous/brushless motors, for BMS



**ORV11-ORC111**  
OPower card for asynchronous motors, for BMS+Console Round Inside+Air sensor at air intake



**ORV11-ORC510**  
OPower card for asynchronous motors, for BMS+Round IR receiver+Air sensor at air intake



**ORB11-ORC111**  
OPower card for brushless motors, for BMS+Console Round Inside+Air sensor at air intake



**ORB11-OC510**  
OPower card for brushless motors, for BMS+Round IR receiver+Air sensor at air intake



**ORC515 - Round IR**  
Console IR receiver on wall



**ORC336 - Round Analog**  
Console for on wall installation



**ORC636 - Round Cabin**  
Console for on wall installation



**ORC236 - Round Display**  
Console for on wall installation



**ORC446 - Round Touch**  
Console for on wall installation



**ORS736 - Round Manager**  
Supervisor for small system (up to 16 units)



**ORS810 - Round Master**  
Supervisor for medium system (up to 100 units)




**ORS940 - Round Net**  
Supervisor for large system (up to 250 units)



**App Round Clima**  
Mobile App for smartphone and tablet




**OIR30**  
Infrared remote control



**Oxx50**  
Multitask additional card

## FANCOIL UNIT WITHOUT CASING, FOR HEATING AND COOLING, 2 AND 4 PIPES, CAPACITY FROM 0,62 kW TO 13,26 kW.

mod. CV



mod. CV/AF



mod. CH



mod. CH/AF



The **CONCEALED** fancoil is a unit which can be used for ductwork installations: it has very good performances also with medium/long ducts, thanks to its high pressure centrifugal fans; it is silent and can be equipped with a wide range of dedicated accessories.

The **CONCEALED** fancoil is available for vertical installation on the wall (with bottom air intake) or on the floor (with frontal air intake) and horizontal on the ceiling (with back or bottom air intake).

This fancoil is the ideal solution for the needs of small spaces and limited sizes that nowadays influences the choice of furniture in homes or offices.

Available in 11 sizes, the **CONCEALED** model is equipped with an electric box containing the terminal board and auxiliary drain pan. The frame is made of galvanized steel and the inner sides are completely lined by an insulating self-extinguishing material.

To complete this model Eurapo offers a wide range of accessories. The concealed fancoils are also available for **District Cooling** applications: the water coils are designed with a reduced number of circuits, suitable for functioning with high water temperature difference.

## TECHNICAL DATA (3 rows, max speed-EST)



		512	514	516	520	522	524	528
<b>Cooling</b> <small>2 pipes Air temperature 27 °C d.b., 19 °C w.b. Water temperature 7/12 °C</small>	Total cooling capacity [kW]	1,98	2,56	3,81	5,05	5,81	7,47	9,18
	Sensible cooling capacity [kW]	1,65	2,12	3,14	3,79	4,32	6,09	7,51
	Water flow [l/h]	341	441	656	869	1000	1286	1580
	Pressure drop [kPa]	9,6	9,2	14,6	16,9	36,2	16,8	31,3
<b>Heating</b> <small>2 pipes Air temperature 20 °C Inlet water temperature 45/40 °C</small>	Heating capacity [kW]	2,05	3,04	4,40	5,76	6,53	8,43	10,40
	Water flow [l/h]	353	523	757	991	1124	1451	1790
	Pressure drop [kPa]	10,8	10,3	17,3	21,8	40,0	17,2	43,5
<b>Heating</b> <small>4 pipes Air temperature 20 °C Water temperature 65/55 °C</small>	Heating capacity [kW]	1,63	2,39	3,20	5,00	5,55	6,46	7,90
	Water flow [l/h]	158	206	275	430	478	556	680
	Pressure drop [kPa]	4,7	9,3	20,2	23,3	26,8	36,0	46,2
<b>Further data</b>	Air flow [m³/h]	456	574	792	1082	1304	1567	1995
	Sound power level [dB(A)]	55,0	59,0	60,0	57,0	62,0	63,0	69,0
	Sound pressure level [dB(A)]	45,6	49,6	50,6	47,6	52,6	53,6	59,6
	Power input [W]	31	54	42	46	76	89	168
	Absorbed current [A]	0,35	0,44	0,42	0,42	0,68	0,83	1,42
	Water content [l] (2 pipes)	0,79	1,05	1,31	2,20	2,20	2,84	3,47

To obtain capacities for District Cooling solutions or for conditions different from standard ones, please use the EURAPO selection software.

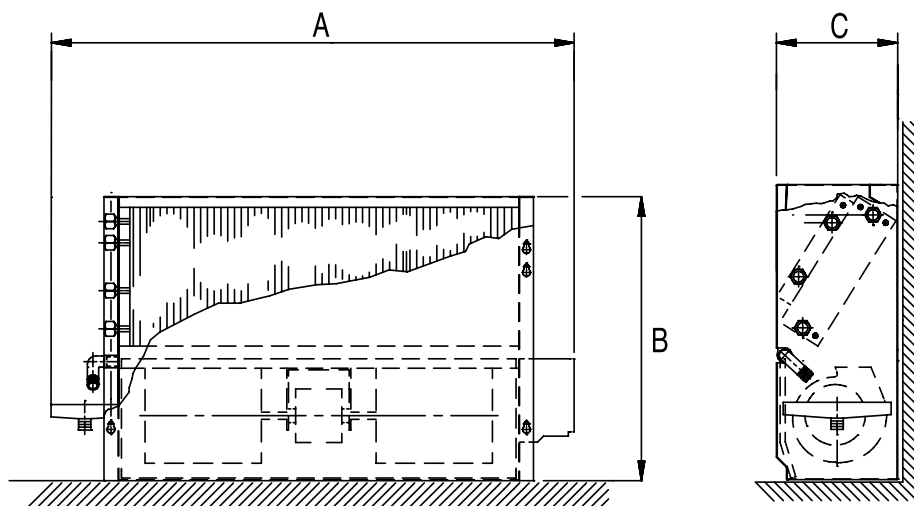
## TECHNICAL DATA (3 rows, max speed-asynchronous)

		110	112	114	216	218	220	222	224	226	228.1	328
<b>Cooling</b> <small>2 pipes Air temperature 27 °C d.b., 19 °C w.b. Water temperature 7/12 °C</small>	Total cooling capacity [kW]	1,11	1,59	2,14	3,30	3,50	4,44	5,07	6,43	7,25	8,86	9,73
	Sensible cooling capacity [kW]	0,93	1,25	1,90	2,46	3,06	3,53	4,42	5,06	5,70	7,13	8,04
	Water flow [l/h]	191	274	368	568	602	764	873	1107	1248	1515	1675
	Pressure drop [kPa]	3,4	7,1	5,8	14,8	13,6	24,1	28,4	18,8	21,0	27,2	74,6
<b>Heating</b> <small>2 pipes Air temperature 20 °C Inlet water temperature 45/40 °C</small>	Heating capacity [kW]	1,37	1,83	2,60	3,46	4,17	4,80	6,04	6,60	7,86	9,96	10,54
	Water flow [l/h]	236	315	448	596	718	826	1040	1136	1353	1692	1814
	Pressure drop [kPa]	4,9	6,0	6,5	14,7	16,0	23,4	27,7	18,9	25,3	29,8	82,4
<b>Heating</b> <small>4 pipes Air temperature 20 °C Water temperature 65/55 °C</small>	Heating capacity [kW]	0,91	1,31	1,93	2,79	3,20	4,33	4,92	6,16	6,30	7,97	8,00
	Water flow [l/h]	78	113	166	240	275	372	423	530	542	663	688
	Pressure drop [kPa]	1,3	3,4	6,7	14,7	7,1	10,3	11,7	33,0	31,7	29,8	46,5
<b>Further data</b>	Air flow [m³/h]	243	317	432	606	754	961	1115	1307	1507	1814	2010
	Sound power level [dB(A)]	48,0	50,0	54,0	53,0	55,0	54,0	60,0	60,0	63,0	64,0	67,0
	Sound pressure level [dB(A)]	38,6	40,6	44,6	43,6	45,6	44,6	50,6	50,6	53,6	55,0	57,6
	Power input [W]	46	48	57	61	76	90	117	140	162	213	213
	Absorbed current [A]	0,21	0,21	0,25	0,27	0,33	0,39	0,52	0,64	0,71	0,95	0,95
	Water content [l] (2 pipes)	0,53	0,79	1,05	1,31	1,57	2,20	2,20	2,84	2,84	3,47	3,47

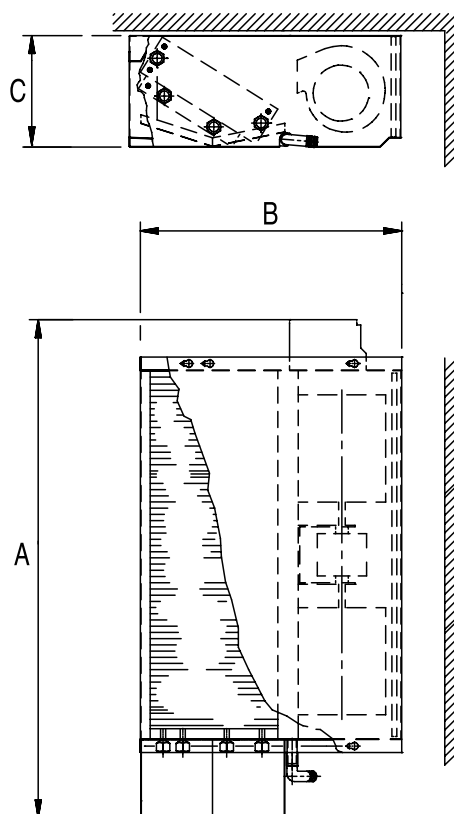
To obtain capacities for District Cooling solutions or for conditions different from standard ones, please use the EURAPO selection software.

## DIMENSIONS


mod. CV/AF



mod. CH




mod. CV




mod. CV/AF



mod. CH



mod. CH/AF



## Dimensions (mm) and weights CV - CV/AF - CH - CH/AF

	110	112	114	216	218	220	222	224	226	228.1	328
<b>EST</b>	-	512	514	516	-	520	522	524	-		528
<b>CV - CV/AF</b>											
<b>A</b>	555	680	805	930	1055	1180	1180	1430	1430	1680	1680
<b>CH - CH/AF</b>											
<b>A</b>	574	699	824	949	1074	1199	1199	1449	1449	1699	1699
<b>CV - CV/AF - CH - CH/AF</b>											
<b>B</b>	505	505	505	505	505	581	581	581	581	581	581
<b>C</b>	215	215	215	215	215	245	245	245	245	245	245
<b>kg</b>	10	13	16	19	22	29	31	38	38	42	42
<b>Water connections - 1/2" G F</b>											

## ACCESSORIES



**BA1**  
Additional heating coil for 4 pipe system



**BA41**  
Additional coil for 4R+1R configuration



**BA - Electrofin®**  
Coil with Electrofin® coating



**KREL**  
Electric heater



**H3A2+DT**  
Valve and shut-off valve



**D2CM+DT**  
Modulating pressure independent valves and shut-off valves



**4-PIPE COMPACT KIT**  
Hydraulic kit for 2-pipe system



**PC**  
Condensate pump



**RCCAF**  
90° telescopic air intake connection



**CP CONCEALED**  
Set of feet for concealed (CV)



**PAE/HM**  
Horizontal air mixing box with motorized damper



**PAE/HAF**  
Horizontal air intake for AF models



**PA**  
Air suction plenum



**PAE/V**  
Vertical external air intake with manual damper




**PAE/H**  
Horizontal air mixing box with manual damper



**PAS/PM**  
Air suction plenum with round collars/Air delivery plenum with round collars



**PA90/PM90**  
90° air suction plenum  
90° air delivery plenum



**UV-C LED**  
Sanytization system LED UV-C



**TM**  
Minimum water temperature thermostat



**AFT**  
Antifrost thermostat

For further accessories visit our website [www.eurapo.it](http://www.eurapo.it) or contact us.

## OMNIBUS 360 CONTROLS



**ORV10/ORB10**  
OPower card for asynchronous/  
brushless motors, for BMS



**ORC515 - Round IR**  
Console IR receiver on wall



**ORC336 - Round Analog**  
Console for on wall installation



**ORC636 - Round Cabin**  
Console for on wall installation



**ORC236 - Round Display**  
Console for on wall installation



**ORC446 - Round Touch**  
Console for on wall installation



**ORS736 - Round Manager**  
Supervisor for small system  
(up to 16 units)




**ORS810 - Round Master**  
Supervisor for medium system  
(up to 100 units)



**ORS940 - Round Net**  
Supervisor for large system  
(up to 250 units)



**App Round Clima**  
Mobile App for  
smartphone and tablet



**Oxx50**  
Multitask additional card



**OIR30**  
Infrared remote control

HIGH PRESSURE DUCTED UNIT,  
FOR HEATING AND COOLING,  
2 AND 4 PIPES,  
CAPACITY FROM 2,75 kW TO 31,05 kW.

mod. EBH



**EBH** high pressure ducted units, thanks to their high pressure fan decks, permit to satisfy every request of heating and cooling applications in big environments, where ducted air distribution is requested. They are suitable for horizontal installation.

These are units for COOLING and HEATING applications; they are fed with cold and hot water and used according to their relevant performance features. EBH units are components of cooling and/or heating systems, designed for temperatures up to 75 °C.

The **EBH** high pressure ducted units are also available for **District Cooling** applications: the water coils are designed with a reduced number of circuits, suitable for functioning with high water temperature difference.



## TECHNICAL DATA (4 rows, at different Pa of external static pressure, max speed-EST)



		020	030	040	050	060*
<b>Cooling</b>	External static pressure [Pa]	85	86	85	63	66
	Total cooling capacity [kW]	6,75	9,94	13,64	14,40	24,06
	Sensible cooling capacity [kW]	5,27	7,98	11,17	11,94	18,98
	Water flow [l/h]	1186	1751	2409	2554	4104
	Pressure drop [kPa]	16,5	35,4	45,0	50,9	31,3
<b>2 pipes</b> Air temperature 27 °C d.b., 19 °C w.b. Water temperature 7/12 °C						
<b>Heating</b>	Heating capacity [kW]	7,07	11,52	16,24	18,07	28,34
	Water flow [l/h]	1202	1958	2754	3058	4905
	Pressure drop [kPa]	15,4	39,1	53,2	65,7	32,8
<b>2 pipes</b> Air temperature 20 °C Inlet water temperature 45/40 °C						
<b>Further data</b>	Air flow [m <sup>3</sup> /h]	1040	1948	2848	3217	4589
	Sound power level [dB(A)]	65	68	71	75	82
	Power input [W]	161	261	405	478	947
	Absorbed current [A]	1,08	1,12	1,85	2,17	4,26
	Water content [l]	2,94	2,94	3,78	3,78	6,72

\* Performances are out of scope Eurovent FCP.

**In order to select the EBH ducted fancoil with District Cooling coils, please use the EURAPO software for selection.**

## TECHNICAL DATA (4 rows, at different Pa of external static pressure, max speed-asynchronous)

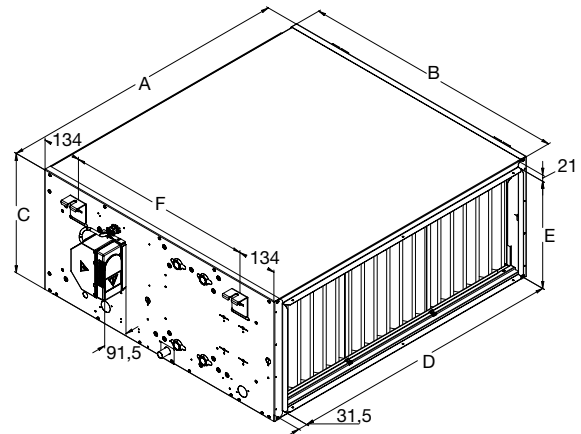
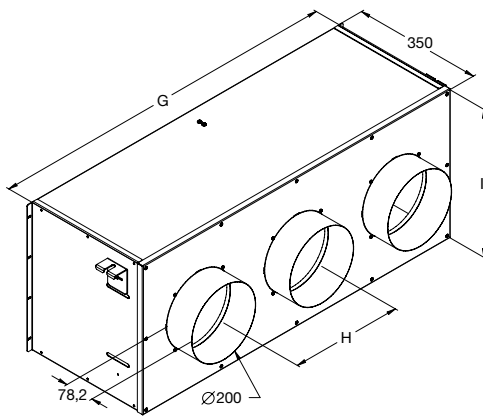
		020	030	040	050	060*	070*
		79	70	78	60	50	50
<b>Cooling</b>	Total cooling capacity [kW]	6,95	9,49	11,80	13,72	23,44	27,62
	Sensible cooling capacity [kW]	4,99	7,91	9,94	11,80	18,18	21,75
	Water flow [l/h]	1196	1633	2026	2289	4024	4741
	Pressure drop [kPa]	17,4	31,5	30,6	32,2	30,0	37,8
<b>2 pipe</b> Air temperature 27 °C d.b., 19 °C w.b. Water temperature 7/12 °C							
<b>Heating</b>	Heating capacity [kW]	7,08	11,40	14,30	17,40	27,46	34,03
	Water flow [l/h]	1219	1962	2465	2727	4773	5914
	Pressure drop [kPa]	13,3	34,0	36,1	51,0	31,0	50,0
<b>2 pipe</b> Air temperature 20 °C Inlet water temperature 45/40 °C							
<b>Further data</b>	Air flow [m <sup>3</sup> /h]	1145	1910	2680	3250	4414	5548
	Sound power level [dB(A)]	64	65	69	72	76	81
	Power input [W]	171	352	451	588	1060	1801
	Absorbed current [A]	0,72	1,76	2,03	2,85	7,50	8,19
	Water content [l]	2,94	2,94	3,78	3,78	6,72	6,72

\* Performances are out of scope Eurovent FCP.

**In order to select the EBH ducted fancoil with District Cooling coils, please use the EURAPO software for selection.**

## DIMENSIONS

mod. EBH




OPTIONAL PLENUM

## Dimensions [mm] and weights [kg] EBH

	020	030	040	050	060	070
<b>A</b>	990	990	1240	1240	1635	1635
<b>B</b>	902	902	902	902	1160	1160
<b>C</b>	408	408	408	408	518	518
<b>D</b>	927	927	1177	1177	1572	1572
<b>E</b>	366	366	366	366	476	476
<b>F</b>	634	634	634	634	892	892
<b>G</b>	963	963	1213	1213	1608	1608
<b>H</b>	307	307	300	300	311	311
<b>I</b>	404	404	404	404	514	514
<b>Weights</b>	64,3	64,3	79,3	79,3	126,0	126,0
<b>Water connections</b>	G 1/2" F	G 1/2" F	G 1/2" F	G 1/2" F	G 1" M	G 1" M
<b>Spigots</b>	3	3	4	4	5	5

## ACCESSORIES



**BA2**  
Additional 2R coil



**KREL**  
Electric heater



**VALVE**  
Valve kit



**KPC**  
Condensate pump

**BA3**  
Additional 3R coil



**KPM/PA**  
Air supply/intake plenum



**F5 FILTER**  
Special filter

## OMNIBUS 360 CONTROLS



**ORT10/ORBT10**  
OPower card for asynchronous/  
brushless motors, for BMS



**ORS15 - Round IR**  
Console IR receiver on wall



**ORC336 - Round Analog**  
Console for on wall installation



**ORC636 - Round Cabin**  
Console for on wall installation



**ORC236 - Round Display**  
Console for on wall installation



**ORC446 - Round Touch**  
Console for on wall installation



**ORS736 - Round Manager**  
Supervisor for small system  
(up to 16 units)




**ORS810 - Round Master**  
Supervisor for medium system  
(up to 100 units)



**ORS940 - Round Net**  
Supervisor for large system  
(up to 250 units)



**App Round Clima**  
Mobile App for  
smartphone and tablet



**Oxx50**  
Multitask additional card



**OIR30**  
Infrared remote control

HIGH PRESSURE DUCTED UNIT,  
FOR HEATING AND COOLING,  
DOUBLE SKIN PANELS, 2 PIPES,  
CAPACITY FROM 1,12 kW TO 30,13 kW.

mod. EDS



**EDS** high pressure ducted units, thanks to their high pressure fan decks, permit to satisfy every request of heating and cooling applications in big environments, where ducted air distribution is requested. They are suitable for horizontal installation.

The double skin structure is composed by insulated 25 mm thick panels, colour RAL9002, and aluminium supporting frame. These are units for COOLING and HEATING applications and have been designed for temperatures up to 75 °C.

The **EDS** high pressure ducted units are also available for **District Cooling** applications: the water coils are designed with a reduced number of circuits, suitable for functioning with high water temperature difference.

## TECHNICAL DATA (4 rows, with external static pressure of 50 Pa, max speed-EST)



		004	008	020	030	040	050	060
<b>Cooling</b> <small>Air temperature 27 °C d.b., 19 °C w.b. Water temperature 7/12 °C</small>	Total cooling capacity [kW]	4,97	5,00	8,33	8,96	12,65	14,37	23,77
	Sensible cooling capacity [kW]	3,97	4,06	6,53	7,40	10,75	12,22	18,23
	Water flow [l/h]	853	859	1429	1538	2172	2467	4080
	Pressure drop [kPa]	14,8	8,5	22,9	27,5	34,0	48,2	30,7
<b>Further data</b>	Air flow [m <sup>3</sup> /h]	974	1113	1659	1961	2956	3787	4337
	Sound pressure level [dB(A)]*	49,6	48,6	57,0	57,4	60,6	63,4	68,5
	Power input [W]	56	67	231	233	372	616	771
	Absorbed current [A]	0,54	0,67	1,91	1,48	1,79	3,05	3,93
	Water content [l]	1,75	2,10	2,94	2,94	3,78	3,78	6,72

\*Pressure level in open field at 1 m distance from the source.

The EST-EDS ducted unit is available for cooling only.

**In order to select the EDS ducted fancoil with District Cooling coils, please use the EURAPO software for selection.**

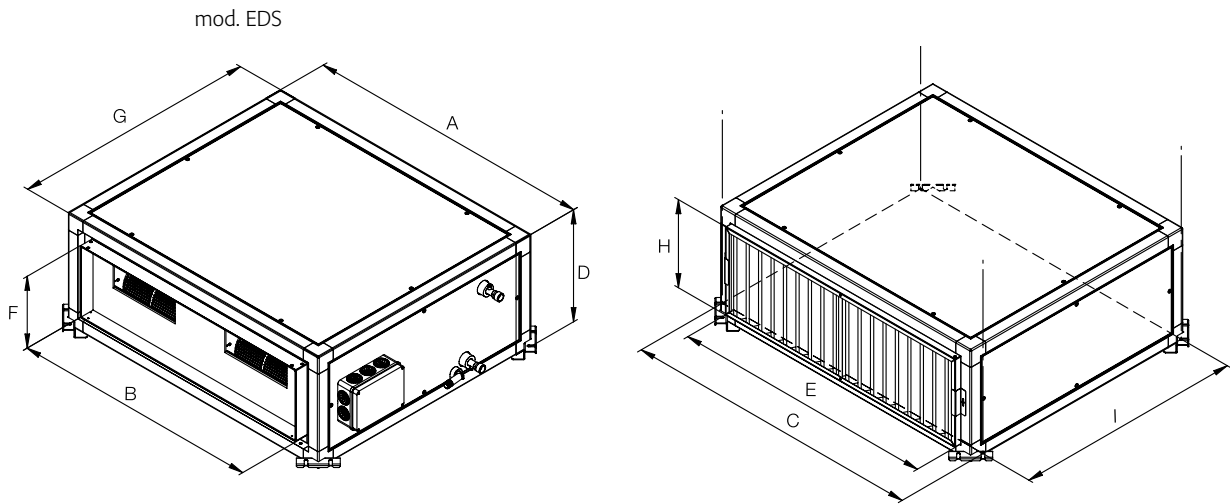
## TECHNICAL DATA (4 rows, with external static pressure of 50 Pa, max speed-asynchronous)

		004	006	008	020	030	040	050	060	070
<b>Cooling</b> <small>Air temperature 27 °C d.b., 19 °C w.b. Water temperature 7/12 °C</small>	Total cooling capacity [kW]	2,54	3,10	4,13	7,33	9,77	12,85	13,64	24,06	27,13
	Sensible cooling capacity [kW]	1,94	2,49	3,32	5,70	8,13	10,94	11,52	18,47	21,46
	Water flow [l/h]	436	532	709	1258	1677	2206	2342	4130	4657
	Pressure drop [kPa]	4,8	3,8	6,2	18,4	32,1	34,9	44,5	31,4	42,5
<b>Heating</b> <small>Air temperature 20 °C Inlet water temperature 45/40 °C</small>	Heating capacity [kW]	2,65	3,61	4,77	7,89	12,09	15,21	17,14	25,09	31,95
	Water flow [l/h]	461	627	830	1372	2102	2644	2978	4360	5552
	Pressure drop [kPa]	4,4	4,3	7,0	19,4	41,0	46,6	57,5	32,3	51,5
<b>Further data</b>	Air flow [m <sup>3</sup> /h]	400	596	848	1383	2230	3026	3472	4414	5548
	Sound pressure level [dB(A)]*	42,2	43,9	46,3	52,7	56,4	56,3	60,0	65,3	69,9
	Power input [W]	59	80	102	187	352	511	666	1060	1801
	Absorbed current [A]	0,26	0,35	0,46	0,84	2,28	2,37	3,98	7,50	8,19
	Water content [l]	1,75	2,10	2,10	2,94	2,94	3,78	3,78	6,72	6,72

\*Pressure level in open field at 1m distance from the source.

**In order to select the EDS ducted fancoil with District Cooling coils, please use the EURAPO software for selection.**

## DIMENSIONS



## Dimensions [mm] and weights [kg] EDS

	004	006	008	020	030	040	050	060	070
<b>A</b>	882	1007	1007	1132	1132	1382	1382	1777	1777
<b>B</b>	742	867	867	992	992	1242	1242	1637	1637
<b>C</b>	924	1049	1049	1174	1174	1424	1424	1819	1819
<b>D</b>	390	390	390	440	440	440	440	550	550
<b>E</b>	799	924	924	1049	1049	1299	1299	1694	1694
<b>F</b>	250	250	250	300	300	300	300	410	410
<b>G</b>	855	855	855	855	855	855	855	1030	1030
<b>H</b>	306	306	306	357	357	357	357	467	467
<b>I</b>	798	798	798	798	798	798	798	973	973
<b>Weights</b>	52,5	57,5	59,0	68,0	69,5	82,0	83,0	117,5	131,5
<b>Water connections</b>	G 3/4" M	G 3/4" M	G 3/4" M	G 3/4" M	G 3/4" M	G 3/4" M	G 3/4" M	G 1" M	G 1" M


## ACCESSORIES



**VALVE**  
Valve kit



**KPC**  
Condansate pump



**F5 FILTER**  
Special filter



**KREL**  
Electric heater



**KPM/PA**  
Air supply/intake plenum

## OMNIBUS 360 CONTROLS



**ORT10/ORBT10**  
OPower card for asynchronous/  
brushless motors, for BMS



**ORC515 - Round IR**  
Console IR receiver on wall



**ORC336 - Round Analog**  
Console for on wall installation



**ORC636 - Round Cabin**  
Console for on wall installation



**ORC236 - Round Display**  
Console for on wall installation



**ORC446 - Round Touch**  
Console for on wall installation



**ORS736 - Round Manager**  
Supervisor for small system  
(up to 16 units)




**ORS810 - Round Master**  
Supervisor for medium system  
(up to 100 units)



**ORS940 - Round Net**  
Supervisor for large system  
(up to 250 units)



**App Round Clima**  
Mobile App for  
smartphone and tablet



**Oxx50**  
Multitask additional card



**OIR30**  
Infrared remote control

CASSETTE UNITS,  
FOR HEATING AND COOLING,  
2 AND 4 PIPES,  
CAPACITY FROM 1,12 kW TO 5,43 kW.

mod. UCS600

mod. UCS/M 600



EURAPO has designed a new range of hydronic cassette units thanks to the recent investments in the new technical laboratories. The new **UCS600** series has been planned in accordance with quality standards that characterize the complete EURAPO production since years and it is distinguished by an increased capacity with a low noise level, by a further improvement in the quality of the components, by a new design of the air intake/air supply grilles that also improves air distribution. Power consumption is reduced by more than 50% in the EST version and thanks to the new production process, UCS600 can deeply penetrate the market with extremely aggressive and competitive prices.

Available in 6 models, the UCS600 overall dimensions allow an easy installation in modular false ceilings (600x600), while the hydraulic and electrical connections, located on the same side, facilitate the maintenance operations.

The **UCS/M 600** presents all the new features of the basic model UCS600 and is characterized by the micro-drilled air intake grill and its air diffusion frame entirely realized in painted metal sheet, perfectly adaptable to modular false ceilings.








The unit in basic configuration is equipped with a condensate pump, and it is pre-arranged for the connection to an additional air outlet duct and/or to an external air intake.

The air intake/outlet grilles are designed in order to avoid that people are directly invested by the air flow (thanks to the Coanda effect), by reaching the maximum levels of comfort.








The CASSETTE unit can be managed by the complete range of EURAPO regulators: from the standard electro-mechanical and microprocessor controls to the digital controls (OMNIBUS), compatible to BMS Systems.



## TECHNICAL DATA (max speed-EST)

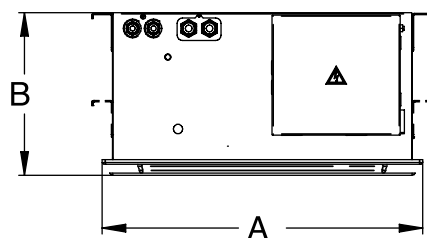
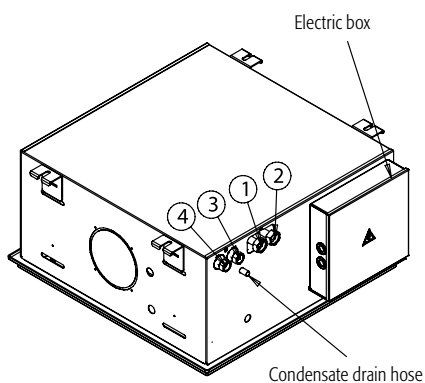
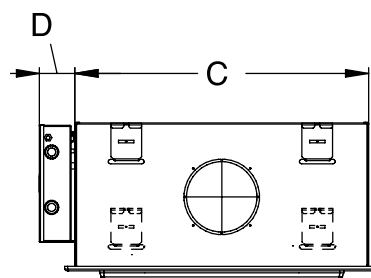
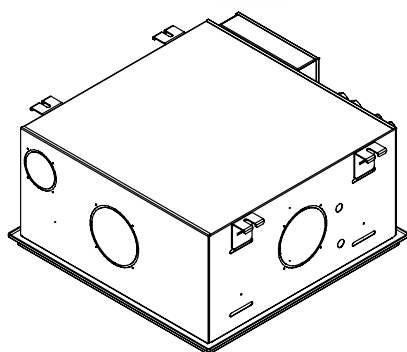
		2 pipes			4 pipes		
		621	622	624 new	641	642	644 new
<b>Cooling</b> <small>Air temperature 27 °C d.b., 19 °C w.b. Water temperature 7/12 °C</small>	Total cooling capacity [kW]	 2,85	4,85	5,43	1,87	3,52	4,30
	Sensible cooling capacity [kW]	 2,42	3,79	4,17	1,73	3,32	3,53
	Water flow [l/h]	491	835	953	322	678	740
	Pressure drop [kPa]	 9,2	17,2	40,5	7,9	17,0	19,8
<b>Heating</b> <small>2 pipes Air temperature 20 °C Inlet water temperature 45/40 °C</small>	Heating capacity [kW]	 2,99	4,91	5,44	-	-	-
	Water flow [l/h]	515	845	955	-	-	-
	Pressure drop [kPa]	 9,0	16,2	35,7	-	-	-
<b>Heating</b> <small>4 pipes Air temperature 20 °C Water temperature 65/55 °C</small>	Heating capacity [kW]	-	-	-	2,11	3,30	3,72
	Water flow [l/h]	-	-	-	190	284	320
	Pressure drop [kPa]	-	-	-	7,1	15,6	19,6
<b>Further data</b>	Air flow [m <sup>3</sup> /h]	605	734	809	605	734	809
	Sound power level [dB(A)]	 55,0	59,0	62,0	57,0	59,0	62,0
	Sound pressure level [dB(A)]	45,6	49,6	52,6	47,6	49,6	52,6
	Power input [W]	 27	42	54	27	43	53
	Absorbed current [A]	0,25	0,38	0,47	0,25	0,39	0,46
	Water content [l]	1,34	2,12	2,15	1,34	2,12	2,12
					(0,3)	(0,3)	(0,3)

## TECHNICAL DATA (max speed-asynchronous)

		2 pipes			4 pipes		
		621	622	623	641	642	643
<b>Cooling</b> <small>Air temperature 27 °C d.b., 19 °C w.b. Water temperature 7/12 °C</small>	Total cooling capacity [kW]	 2,52	3,68	4,72	1,76	3,11	3,88
	Sensible cooling capacity [kW]	 2,12	2,79	3,70	1,62	2,49	3,24
	Water flow [l/h]	434	633	812	303	535	668
	Pressure drop [kPa]	 7,8	10,9	16,5	7,5	11,2	16,7
<b>Heating</b> <small>2 pipes Air temperature 20 °C Inlet water temperature 45/40 °C</small>	Heating capacity [kW]	 2,66	3,65	4,89	-	-	-
	Water flow [l/h]	458	628	841	-	-	-
	Pressure drop [kPa]	 7,0	9,4	14,9	-	-	-
<b>Heating</b> <small>4 pipes Air temperature 20 °C Water temperature 65/55 °C</small>	Heating capacity [kW]	-	-	-	2,01	2,69	3,31
	Water flow [l/h]	-	-	-	173	231	285
	Pressure drop [kPa]	-	-	-	5,8	10,6	15,2
<b>Further data</b>	Air flow [m <sup>3</sup> /h]	495	495	717	495	495	717
	Sound power level [dB(A)]	 52,0	49,0	58,0	52,0	49,0	58,0
	Sound pressure level [dB(A)]	42,6	39,6	48,6	39,6	39,6	48,6
	Power input [W]	 53	52	85	52	52	86
	Absorbed current [A]	0,25	0,25	0,38	0,25	0,25	0,41
	Water content [l]	1,34	2,12	2,12	1,34	2,12	2,12
					(0,3)	(0,3)	(0,3)

## DIMENSIONS

### UCS 600



#### 2 pipe system

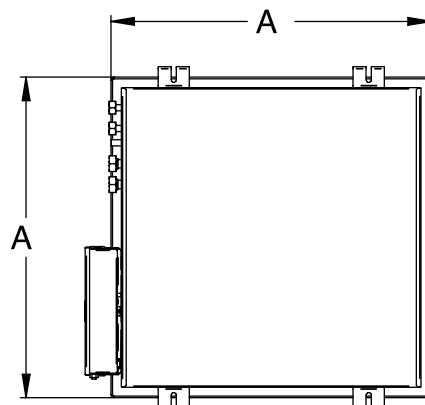
1	Water Inlet	3/4" F
2	Water outlet	3/4" F

#### 4 pipe system

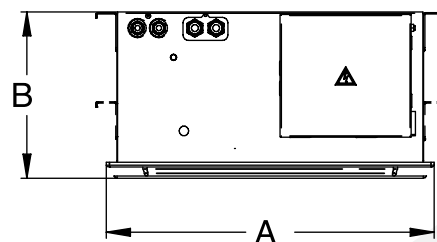
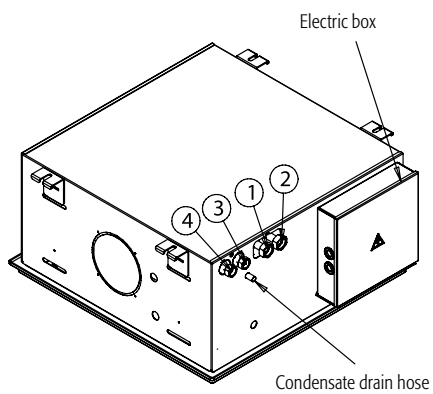
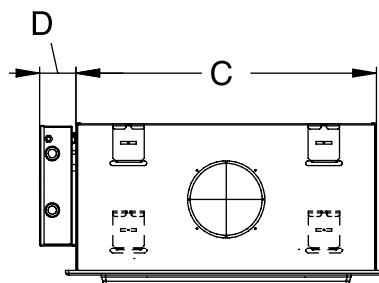
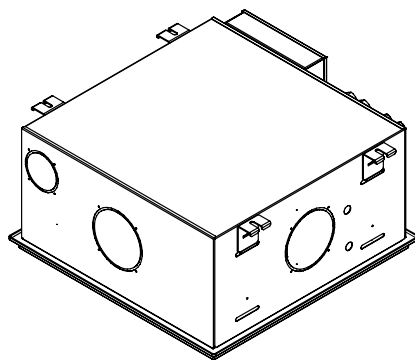

1	Inlet cooling water	3/4" F
2	Outlet cooling water	3/4" F
3	Inlet heating water	1/2" F
4	Outlet heating water	1/2" F

#### Dimensions (mm) and weights UCS600

<b>A</b>	615
<b>B</b>	328
<b>C</b>	575
<b>D</b>	70
<b>Kg</b>	30



# UCS/M 600



### 2 pipe system

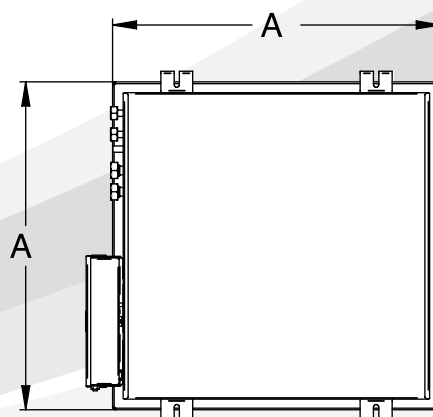
1	Water Inlet	3/4" F
2	Water outlet	3/4" F

### 4 pipe system

1	Inlet cooling water	3/4" F
2	Outlet cooling water	3/4" F
3	Inlet heating water	1/2" F
4	Outlet heating water	1/2" F

### Dimensions (mm) and weights UCS/M 600

A	615
B	328
C	575
D	70
Kg	30



ACCESSORIES



**KREL**  
Electric heater



**\_3A2+DT**  
Valves and shut-off valves



**EXTRA RAL**  
Special painting



**KMC600**  
Casing  
(available for UCS/M 600)



**4-PIPE COMPACT KIT**  
Hydraulic kit for 2-pipe system



**D2B2+DT**  
Pressure independent valve +  
shut-off valve

For further accessories visit our website [www.eurapo.it](http://www.eurapo.it) or contact us.

## OMNIBUS 360 CONTROLS



**ORU10/ORBUI0**  
OPower card for asynchronous/  
brushless motors, for BMS



**ORU11/ORBUI1-ORC514**  
OPower card for asynchronous/  
brushless motors, for BMS+Round  
IR receiver +Air sensor at air intake



**ORC515 - Round IR**  
Console IR receiver on wall



**ORC336 - Round Analog**  
Console for on wall installation



**ORC636 - Round Cabin**  
Console for on wall installation



**ORC236 - Round Display**  
Console for on wall installation



**ORC446 - Round Touch**  
Console for on wall installation



**ORS736 - Round Manager**  
Supervisor for small system  
(up to 16 units)




**ORS810 - Round Master**  
Supervisor for medium system  
(up to 100 units)



**ORS940 - Round Net**  
Supervisor for large system  
(up to 250 units)



**App Round Clima**  
Mobile App for  
smartphone and tablet



**Oxx50**  
Multitask additional card



**OIR30**  
Infrared remote control

## CASSETTE UNIT WITHOUT CONDENSATE PUMP, FOR HEATING AND COOLING, 2 AND 4 PIPES, CAPACITY FROM 1,12 kW TO 5,43 kW.

mod. UCS/H 600



**UCS/H 600** cassette unit has been designed to allow a natural condensate water discharge, for gravity; in this way, condensate pump is not necessary.

UCS/H 600 unit is particularly indicated when reduced maintenance operations are required, for safety or sanitary locations (banks, police stations, hospitals, sanitary rooms), or if very low sound levels are tolerated. Similarly to the standard UCS600 models, the grill has been designed to obtain the Coanda effect, that guarantees an uniform and pleasant air diffusion, avoiding that people are directly invested by outgoing air flow.

The absence of the condensate pump allows a greater silence, reduced electric consumptions and limited maintenance operations.

The accessories range has been implemented with the new "antiallergic" **F7 filter**, with a very high filtration capacity, which ensures purification and air quality improvement by filtering pollen particles and powders having dimensions less than 0,4 microns. The F7 filter can be combined with a **pressure switch** that highlights the filter clogging, warning of the need to replace the filter, in order to keep its characteristics unchanged and to avoid to affect the air flow of the unit.

## TECHNICAL DATA (max speed-EST)

		2 pipes			4 pipes		
		621	622	624 new	641	642	644 new
<b>Cooling</b> <small>Air temperature 27 °C d.b., 19 °C w.b. Water temperature 7/12 °C</small>	Total cooling capacity [kW]	2,85	4,85	5,43	1,87	3,52	4,30
	Sensible cooling capacity [kW]	2,42	3,79	4,17	1,73	3,32	3,53
	Water flow [l/h]	491	835	953	322	678	740
	Pressure drop [kPa]	9,2	17,2	40,5	7,9	17,0	19,8
<b>Heating</b> <small>2 pipes Air temperature 20 °C Inlet water temperature 45/40 °C</small>	Heating capacity [kW]	2,99	4,91	5,44	-	-	-
	Water flow [l/h]	515	845	955	-	-	-
	Pressure drop [kPa]	9,0	16,2	35,7	-	-	-
<b>Heating</b> <small>4 pipes Air temperature 20 °C Water temperature 65/55 °C</small>	Heating capacity [kW]	-	-	-	2,11	3,30	3,72
	Water flow [l/h]	-	-	-	190	284	320
	Pressure drop [kPa]	-	-	-	7,1	15,6	19,6
<b>Further data</b>	Air flow [m <sup>3</sup> /h]	605	734	809	605	734	809
	Sound power level [dB(A)]	55,0	59,0	62,0	57,0	59,0	62,0
	Sound pressure level [dB(A)]	45,6	49,6	52,6	47,6	49,6	52,6
	Power input [W]	27	42	54	27	43	53
	Absorbed current [A]	0,25	0,38	0,47	0,25	0,39	0,46
	Water content [l]	1,34	2,12	2,15	1,34	2,12	2,12
					(0,3)	(0,3)	(0,3)

In order to select the cassette UCS/HM in presence of the F7 filter, please use the EURAPO selection software.

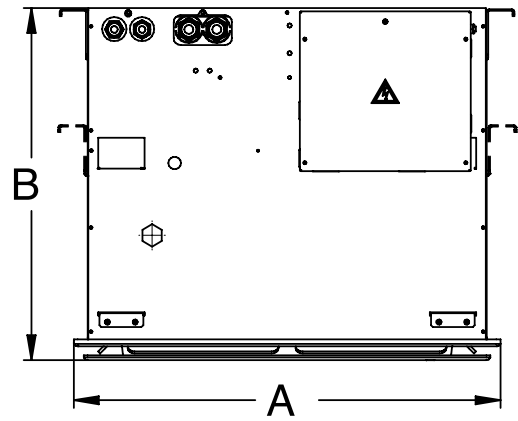
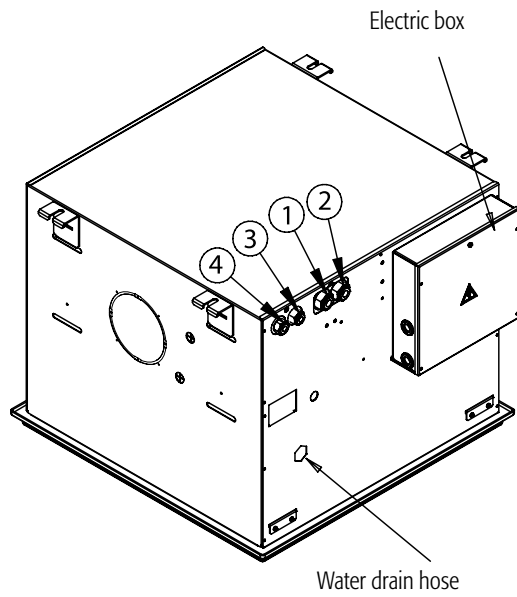
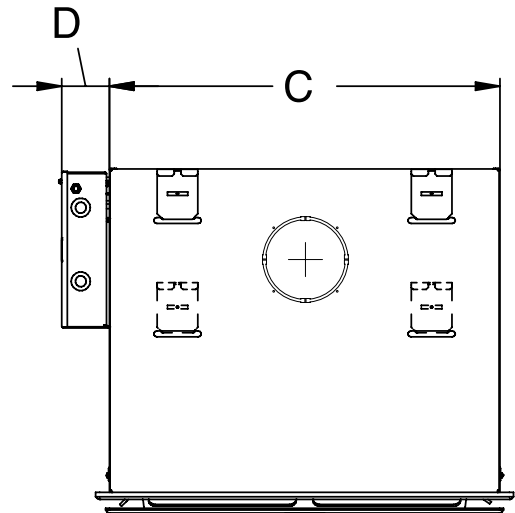
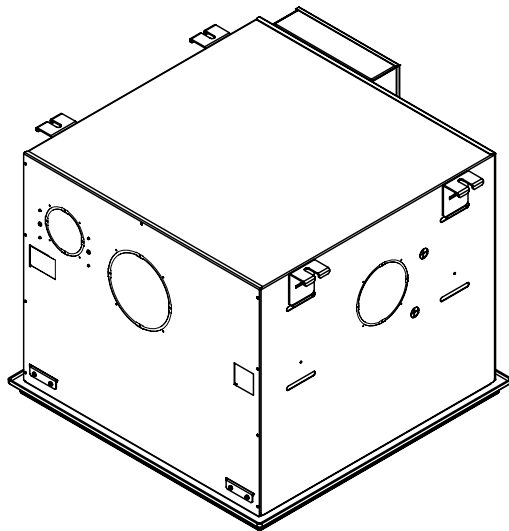
## TECHNICAL DATA (max speed-asynchronous)

		2 pipes			4 pipes		
		621	622	623	641	642	643
<b>Cooling</b> <small>Air temperature 27 °C d.b., 19 °C w.b. Water temperature 7/12 °C</small>	Total cooling capacity [kW]	2,52	3,68	4,72	1,76	3,11	3,88
	Sensible cooling capacity [kW]	2,12	2,79	3,70	1,62	2,49	3,24
	Water flow [l/h]	434	633	812	303	535	668
	Pressure drop [kPa]	7,8	10,9	16,5	7,5	11,2	16,7
<b>Heating</b> <small>2 pipes Air temperature 20 °C Inlet water temperature 45/40 °C</small>	Heating capacity [kW]	2,66	3,65	4,89	-	-	-
	Water flow [l/h]	458	628	841	-	-	-
	Pressure drop [kPa]	7,0	9,4	14,9	-	-	-
<b>Heating</b> <small>4 pipes Air temperature 20 °C Water temperature 65/55 °C</small>	Heating capacity [kW]	-	-	-	2,01	2,69	3,31
	Water flow [l/h]	-	-	-	173	231	285
	Pressure drop [kPa]	-	-	-	5,8	10,6	15,2
<b>Further data</b>	Air flow [m <sup>3</sup> /h]	495	495	717	495	495	717
	Sound power level [dB(A)]	52,0	49,0	58,0	49,0	49,0	58,0
	Sound pressure level [dB(A)]	42,6	39,6	48,6	39,6	39,6	48,6
	Power input [W]	53	52	85	52	52	86
	Absorbed current [A]	0,25	0,25	0,38	0,25	0,25	0,41
	Water content [l]	1,34	2,12	2,12	1,34	2,12	2,12
					(0,3)	(0,3)	(0,3)

In order to select the cassette UCS/HM in presence of the F7 filter, please use the EURAPO selection software.

# UCS/H 600

## DIMENSIONS





### 2 pipe system

<b>1</b>	Inlet water	3/4" F
<b>2</b>	Outlet water	3/4" F

### 4 pipe system

<b>1</b>	Inlet cooling water	3/4" F
<b>2</b>	Outlet cooling water	3/4" F
<b>3</b>	Inlet heating water	1/2" F
<b>4</b>	Outlet cooling water	1/2" F

### Dimensions (mm) and weights UCS/H 600

<b>A</b>	615
<b>B</b>	525
<b>C</b>	575
<b>D</b>	70
<b>kg</b>	39

## ACCESSORIES



**UCS/HM 600**  
Metallic grill



**F7 Filter (UCS/HM 600)**  
Filter with F7 filtration grade



**Pressure switch (UCS/HM 600)**  
Pressure regulator



**\_3A2+DT**  
Valves and shut-off valves



**4-PIPE COMPACT KIT**  
Hydraulic kit for 2-pipe system



**D2B2+DT**  
Pressure independent valve +  
shut-off valve



**EXTRA RAL**  
Special paintings

## OMNIBUS 360 CONTROLS



**ORU10/ORB10**  
OPower card for asynchronous/  
brushless motors, for BMS

**ORU11/ORB11-ORC514**  
OPower card for asynchronous/  
brushless motors, for BMS+Round  
IR receiver +Air sensor at air intake

**ORC515 - Round IR**  
Console IR receiver on wall

**ORC336 - Round Analog**  
Console for on wall installation

**ORC636 - Round Cabin**  
Console for on wall installation




**ORC236 - Round Display**  
Console for on wall installation

**ORC446 - Round Touch**  
Console for on wall installation

**ORS736 - Round Manager**  
Supervisor for small system  
(up to 16 units)

**ORS810 - Round Master**  
Supervisor for medium system  
(up to 100 units)

**ORS940 - Round Net**  
Supervisor for large system  
(up to 250 units)



**App Round Clima**  
Mobile App for  
smartphone and tablet

**Oxx50**  
Multitask additional card

**OIR30**  
Infrared remote control

## CASSETTE UNIT 900X900 mm FOR HEATING AND COOLING, 2 AND 4 PIPES, CAPACITY FROM 3,9 kW TO 10,15 kW

mod. UCS900



With an innovative, essential and clean design, which fits in every kind of environment, the **UCS900** water cassette unit is the result of the stylist research to present an innovative product in terms of performance, low sound level, comfort and regulation flexibility.

The aesthetics of this unit is accurate in every detail, planned in accordance with the EURAPO experience, appreciated by architects and designers from all over the world.









The **UCS900** water cassette unit can be used for heating and cooling applications, it has been designed to fit into modular or not modular false ceilings, in 2 and 4 pipe systems.

The 900x900mm dimension of the cassette unit permits to satisfy the cooling demand of ambient having quite big volumes. The **UCS900** units in basic configuration are equipped with a condensate pump and they are pre-arranged for the connection to an additional air outlet duct and/or to an external air intake, by using the specific collars, supplied as standard in a kit.









The particular shape of the air outlet plenum is designed specifically in order to obtain the Coanda effect, a phenomenon for which the air outlet flow tends to adhere to the ceiling and falls down smoothly, without blowing directly towards people in the room: the optimal solution for an uniform and pleasant air diffusion.

The **UCS900** cassette unit can be managed by the complete range of EURAPO regulators: from the standard electro-mechanical and microprocessor controls to the digital controls, compatible to BMS Systems.

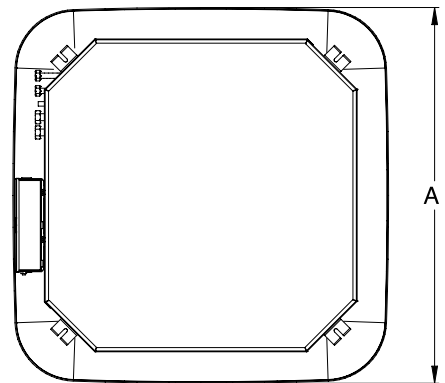
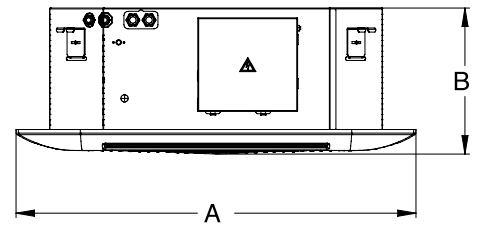
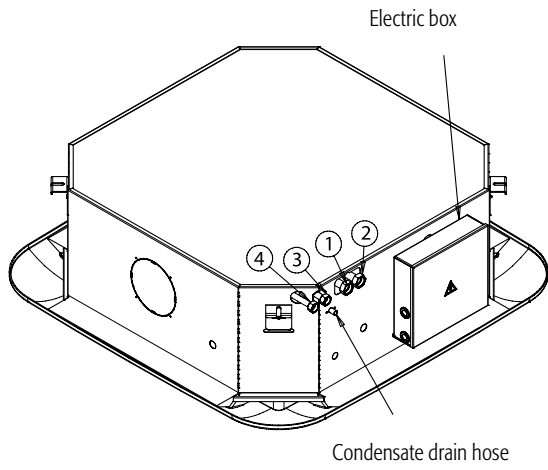
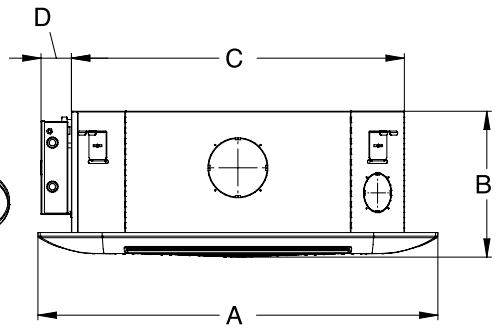
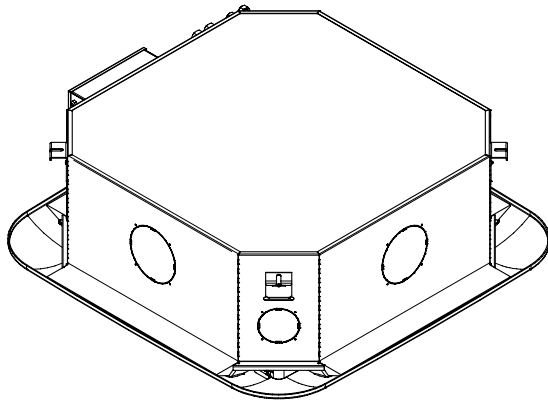
## TECHNICAL DATA (max speed-EST)

		2 pipes	4 pipes
		922.1	942.1
<b>Cooling</b> <small>Air temperature 27 °C d.b., 19 °C w.b. Water temperature 7/12 °C</small>	Total cooling capacity [kW]	 10,15	9,10
	Sensible cooling capacity [kW]	 7,87	7,34
	Water flow [l/h]	1747	1566
	Pressure drop [kPa]	 23,2	24,3
<b>Heating</b> <small>2 pipes Air temperature 20 °C Inlet water temperature 45/40 °C</small>	Heating capacity [kW]	 10,31	-
	Water flow [l/h]	1775	-
	Pressure drop [kPa]	 21,0	-
<b>Heating</b> <small>4 pipes Air temperature 20 °C Water temperature 65/55 °C</small>	Heating capacity [kW]	-	7,48
	Water flow [l/h]	-	644
	Pressure drop [kPa]	 -	26,2
<b>Further data</b>	Air flow [m <sup>3</sup> /h]	1411	1411
	Sound power level [dB(A)]	 62,0	62,0
	Sound pressure level [dB(A)]	52,6	52,6
	Power input [W]	 97	98
	Absorbed current [A]	0,80	0,80
	Water content [l]	4,26	4,26

## TECHNICAL DATA (max speed-asynchronous)

		2 pipes	4 pipes		
		921	922	941	942
<b>Cooling</b> <small>Air temperature 27 °C d.b., 19 °C w.b. Water temperature 7/12 °C</small>	Total cooling capacity [kW]	 8,63	9,99	7,49	9,04
	Sensible cooling capacity [kW]	 6,10	7,64	5,98	7,46
	Water flow [l/h]	1485	1719	1289	1556
	Pressure drop [kPa]	 20,1	26,0	23,2	32,0
<b>Heating</b> <small>2 pipes Air temperature 20 °C Inlet water temperature 45/40 °C</small>	Heating capacity [kW]	 8,33	10,18	-	-
	Water flow [l/h]	1433	1751	-	-
	Pressure drop [kPa]	 12,1	17,4	-	-
<b>Heating</b> <small>4 pipes Air temperature 20 °C Water temperature 65/55 °C</small>	Heating capacity [kW]	-	-	6,66	7,86
	Water flow [l/h]	-	-	573	676
	Pressure drop [kPa]	 -	-	25,0	33,2
<b>Further data</b>	Air flow [m <sup>3</sup> /h]	1255	1530	1255	1530
	Sound power level [dB(A)]	 54,0	61,0	54,0	63,0
	Sound pressure level [dB(A)]	44,6	51,6	44,6	53,6
	Power input [W]	 129	161	127	161
	Absorbed current [A]	0,62	0,71	0,61	0,71
	Water content [l]	4,26	4,26	4,26	4,26
				(0,6)	(0,6)

DIMENSIONS



### 2 pipe system

<b>1</b>	Inlet water	3/4" F
<b>2</b>	Outlet water	3/4" F

### 4 pipe system

<b>1</b>	Inlet cooling water	3/4" F
<b>2</b>	Outlet cooling water	3/4" F
<b>3</b>	Inlet heating water	1/2" F
<b>4</b>	Outlet heating water	1/2" F

### Dimensions (mm) and weights UCS900

<b>A</b>	985
<b>B</b>	360
<b>C</b>	820
<b>D</b>	75
<b>kg</b>	45

ACCESSORIES



**KREL**  
Electric heater



**VALVE**  
Valve and shut-off valve



**EXTRA RAL**  
Special painting



## OMNIBUS 360 CONTROLS



**ORU10/ORB10**  
OPower card for asynchronous/  
brushless motors, for BMS

**ORU11/ORB11-ORC514**  
OPower card for asynchronous/  
brushless motors, for BMS+Round  
IR receiver +Air sensor at air intake

**ORC515 - Round IR**  
Console IR receiver on wall

**ORC336 - Round Analog**  
Console for on wall installation

**ORC636 - Round Cabin**  
Console for on wall installation




**ORC236 - Round Display**  
Console for on wall installation

**ORC446 - Round Touch**  
Console for on wall installation

**ORS736 - Round Manager**  
Supervisor for small system  
(up to 16 units)

**ORS810 - Round Master**  
Supervisor for medium system  
(up to 100 units)

**ORS940 - Round Net**  
Supervisor for large system  
(up to 250 units)



**App Round Clima**  
Mobile App for  
smartphone and tablet

**Oxx50**  
Multitask additional card

**OIR30**  
Infrared remote control

VDI6022 CERTIFIED CASSETTE UNITS,  
WITHOUT CONDENSATE PUMP,  
FOR HEATING AND COOLING, 2 AND 4 PIPES,  
CAPACITY FROM 1,00 kW TO 4,74 kW.

mod. UCS/HM 600 VDI6022











The Eurapo UCS/HM 600 VDI 6022 cassette is a hydronic terminal unit certified according to the VDI 6022 \* guidelines, which requires air conditioning and heating systems and related components to comply with the highest and **most restrictive hygiene standards**. Compliance with the aforementioned standard guarantees better quality of the treated air: the technical solutions adopted and the extreme scruple (accuracy) in the selection of materials prevent the proliferation of pathogens (such as fungi and bacteria) inside the unit and make healthier also the environment in which it is installed.









The UCS/HM 600 VDI 6022 cassette is particularly suitable both for environments where **high air quality** is required (for example waiting rooms, waiting rooms for clinics, hotel rooms and laboratories) and for particularly crowded spaces, where germs are likely to proliferate (e.g. schools and shopping centers).

Doing away the drain pumps brings the following advantages: reduced noise level, reduced, even if slightly, overall power consumption of the unit and limitation of maintenance. A classified ePM1 55% filter (able to capture the 55% of particles of size between 0,1  $\mu\text{m}$  to 0,3  $\mu\text{m}$  according to ISO 16890) is provided with the unit. Filter operation can be monitoring continuously: any drop in its efficiency, as a result of the filter medium becoming clogged, results in a decrease in air flow, which is reported immediately by a **differential pressure switch** to the OMNIBUS 360 supervisor (upon request) on the actual unit.

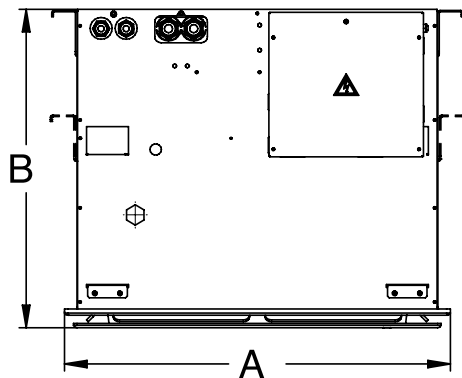
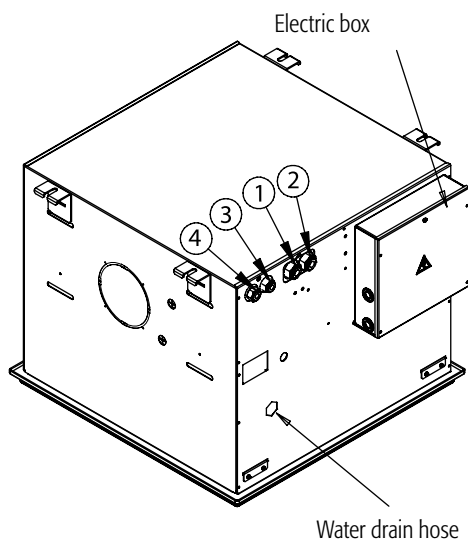
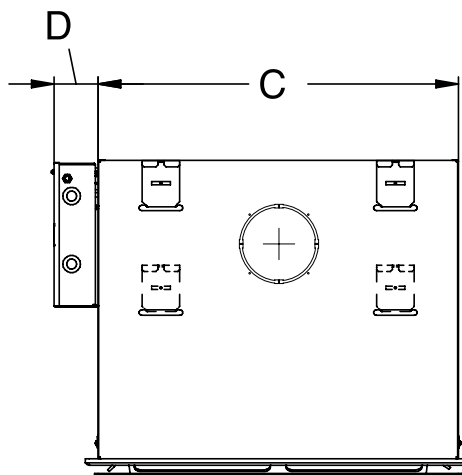
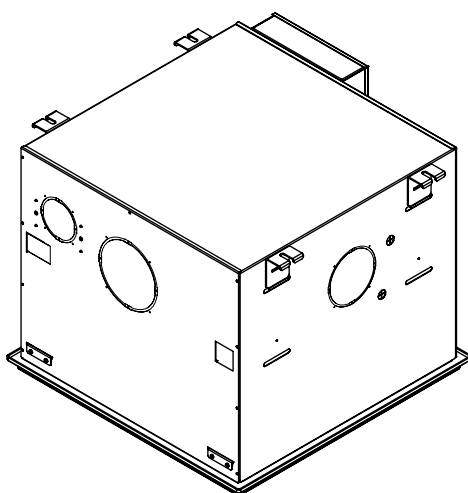
## TECHNICAL DATA (max speed-EST)

		2 pipes		4 pipes	
		621	622	641	642
<b>Cooling</b> <small>Air temperature 27 °C d.b., 19 °C w.b. Water temperature 7/12 °C</small>	Total cooling capacity [kW]	 2,78	4,36	1,95	4,10
	Sensible cooling capacity [kW]	 2,27	3,26	1,52	3,17
	Water flow [l/h]	478	748	334	704
	Pressure drop [kPa]	 9,3	12,5	8,2	13,9
<b>Heating</b> <small>2 pipes Air temperature 20 °C Inlet water temperature 45/40 °C</small>	Heating capacity [kW]	 2,99	4,86	-	-
	Water flow [l/h]	519	845	-	-
	Pressure drop [kPa]	 8,1	12,3	-	-
<b>Heating</b> <small>4 pipes Air temperature 20 °C Water temperature 65/55 °C</small>	Heating capacity [kW]	-	-	1,95	4,10
	Water flow [l/h]	-	-	334	704
	Pressure drop [kPa]	 -	-	8,2	13,9
<b>Further data</b>	Air flow [m <sup>3</sup> /h]	554	702	554	702
	Sound power level [dB(A)]	 53	58	53	58
	Sound pressure level [dB(A)]	44	49	44	49
	Power input [W]	 25	42	25	42
	Absorbed current [A]	0,23	0,38	0,23	0,38
	Water content [l]	1,34	2,12	1,34	2,12
				(0,3)	(0,3)

## TECHNICAL DATA (max speed-asynchronous)

		2 pipes			4 pipes		
		621	622	623	641	642	643
<b>Cooling</b> <small>Air temperature 27 °C d.b., 19 °C w.b. Water temperature 7/12 °C</small>	Total cooling capacity [kW]	 2,54	3,42	4,74	1,86	3,22	3,91
	Sensible cooling capacity [kW]	 1,98	2,43	3,44	1,46	2,31	3,05
	Water flow [l/h]	436	586	814	319	552	671
	Pressure drop [kPa]	 9,0	8,2	14,4	13,4	9,1	12,6
<b>Heating</b> <small>2 pipes Air temperature 20 °C Inlet water temperature 45/40 °C</small>	Heating capacity [kW]	 2,69	3,28	4,69	-	-	-
	Water flow [l/h]	468	570	815	-	-	-
	Pressure drop [kPa]	 6,8	6,6	12,3	-	-	-
<b>Heating</b> <small>4 pipes Air temperature 20 °C Water temperature 65/55 °C</small>	Heating capacity [kW]	-	-	-	2,17	2,82	4,03
	Water flow [l/h]	-	-	-	190	247	353
	Pressure drop [kPa]	 -	-	-	5,4	10,6	17,7
<b>Further data</b>	Air flow [m <sup>3</sup> /h]	451	451	674	451	451	674
	Sound power level [dB(A)]	 49	49	57	49	49	57
	Sound pressure level [dB(A)]	40	40	47	40	40	47
	Power input [W]	 0,052	0,052	0,086	0,052	0,052	0,086
	Absorbed current [A]	0,25	0,25	0,38	0,25	0,25	0,38
	Water content [l]	1,34	2,12	2,12	1,34	2,12	2,12
					(0,3)	(0,3)	(0,3)

**DIMENSIONS**



**2 pipe system**

<b>1</b>	Inlet water	3/4" F
<b>2</b>	Outlet water	3/4" F

**4 pipe system**

<b>1</b>	Inlet cooling water	3/4" F
<b>2</b>	Outlet cooling water	3/4" F
<b>3</b>	Inlet heating water	1/2" F
<b>4</b>	Outlet cooling water	1/2" F

**Dimensions (mm) and weights UCS/HM 600 VDI 6022**

<b>A</b>	615
<b>B</b>	525
<b>C</b>	575
<b>D</b>	70
<b>kg</b>	39

## ACCESSORIES



**Pressure switch**  
Pressure regulator



**\_H3A2+DT**  
Valves and shut-off valves



**4-PIPE COMPACT KIT**  
Hydraulic kit for 2-pipe system



**D2B2+DT**  
Pressure independent valve + shut-off valve



**EXTRA RAL**  
Colori RAL fuori standard

## OMNIBUS 360 CONTROLS



**ORU10/ORBU10**  
OPower card for asynchronous/brushless motors, for BMS



**ORU11/ORBU11-ORC514**  
OPower card for asynchronous/brushless motors, for BMS+Round IR receiver +Air sensor at air intake



**ORC515 - Round IR**  
Console IR receiver on wall



**ORC336 - Round Analog**  
Console for on wall installation



**ORC636 - Round Cabin**  
Console for on wall installation



**ORC236 - Round Display**  
Console for on wall installation



**ORC446 - Round Touch**  
Console for on wall installation



**ORS736 - Round Manager**  
Supervisor for small system (up to 16 units)



**ORS810 - Round Master**  
Supervisor for medium system (up to 100 units)



**ORS940 - Round Net**  
Supervisor for large system (up to 250 units)



**App Round Clima**  
Mobile App for smartphone and tablet



**Oxx50**  
Multitask additional card



**OIR30**  
Infrared remote control



COMPACT FAN COIL UNIT  
FOR HEATING AND COOLING, 2 AND 4 PIPES,  
CAPACITY FROM 0,65 KW TO 1,35 KW.

mod. SEA-RANGE



With its solid geometry, top-quality components and ergonomic content, designed specifically for **sea cruisers**, SEA-Range actually offers two important strategic advantages:

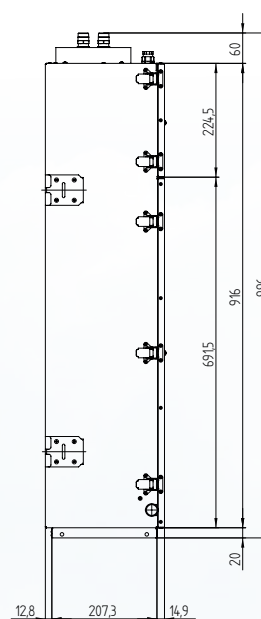
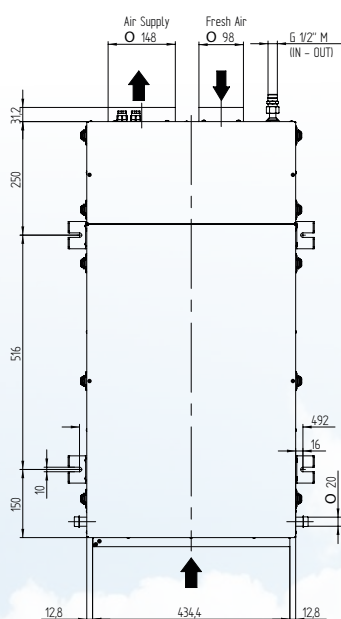
- **compact units** that are as small as possible to adapt to the space available;
- **easy access from corridors for inspection and maintenance** purposes, without needing to disturb the privacy of cabin guests.

The double skin structure is composed by a galvanized metal sheet insulated with polyolefin closed cell thermal insulation material, by an air delivery and a fresh air intake plenum in galvanized steel with spigot and by two frontal panels, easily removable separately, one for the electric box zone and the other for the components zone. The condensate tray is made by galvanized metal sheet insulated with polyolefin closed cell thermal insulation material. EC motor available (EST version).

Available accessories: Cu-SS water coil (stainless steel AISI frame and copper fin pack), stainless steel condensate tray, electric heater, G3 filter, 2 or 3 ways valve kit, regulators also for BMS management.




	Cooling capacity W	Electric heater W	Air flow [m <sup>3</sup> /h]	Sound power dB(A)
<b>EURAPO MARINE - SEA Range</b>	FROM	650	144	44
	TO	1350	380	67
<b>Dimensions mm</b> height x width x depth	996 x 460 x 235			
<b>Weight (with accessories) kg</b>	31,5			



## ACCESSORIES and CONTROLS



**KREL**  
Electric heater



**VALVE kit**  
3 way valve



**FILTER**  
G3 filter



**ORV10/ORB10**  
OPower card for asynchronous/  
brushless motors, for BMS



**ORC636 - Round Cabin**  
Console for on wall installation

For further accessories visit our website [www.eurapo.it](http://www.eurapo.it) or contact us.

# OPower, the technology

## TECHNOLOGICAL INTELLIGENCE AT THE HEART OF AN ADVANCED SYSTEM

The mind of the system is located in the OPower card, an exceptionally versatile hardware installed on board of the water terminal units. OPower is able to receive and process a large amount of input and output data. It is equipped with a very performing microprocessor and 3 independent MODBUS lines. It can be easily programmed and configured according to the user requests and on the basis of the type of system where the unit is installed.



### OPower can measure the following input values:

- room temperature;
- water temperature;
- air outlet temperature;
- Economy/Occupancy contact status;
- failure status;
- window contact status.

### OPower can manage the following outputs:

- opening/closing of modulating water valves;
- fan operation in "thermostated" or "continuous" mode;
- integration of a radiant system with a hydronic terminal unit;
- control of a primary electric heater;
- activation of the water circulation pump;
- control of other OPower cards in slave mode.



## FLEXIBILITY AT THE SERVICE OF ALL-INCLUSIVE SYSTEMS

The flexibility of Omnibus 360 is based on a specific combination of inputs and outputs. It not only ensures comfort and energy saving, but favours also all-inclusive system architectures: management of stand-alone units by use of analogue and digital consoles, centralized management of small systems with digital regulation and management of large remote systems according to advanced home automation criteria.



## MANAGEMENT OF EC BRUSHLESS MOTORS (EST TECHNOLOGY)

A dedicated OPower card is designed for running EC brushless motors. By setting a specific voltage for each fan speed (Low-Med-High), it allows to modulate the fan in automatic (0-10V) or manual mode.




COMPONENTS



**OPower-card**  
for asynchronous motors for BMS  
(built-in the unit)



**OPower-card**  
for brushless motors for BMS  
(built-in the unit)



**Multitask additional card**



**Round Inside Console**  
Console for installation  
on board of the fan coil unit.



**Console Round Analog**  
Analogue remote console  
for wall installation.



**Console Round Cabin**  
Simplified interface  
for wall installation.



**Console Round IR**  
Console with infrared sensor  
for installation on the wall  
or on the fan coil unit.



**Console Round Display**  
Digital console  
for wall installation.



**Console Round Touch**  
Digital interface with touch display  
and weekly programming.

## SUPERVISION

FOR SMALL SYSTEMS (It allows to manage up to 16 OPower cards)



- Modbus/RTU protocol
- Daily and weekly programming of all units connected to the same network
- Wi-Fi connectivity
- Connection to a cloud server
- 4.3-inch screen and capacitive touch
- Remote management by a dedicated App

### Round Manager

---

FOR MEDIUM SYSTEMS (it allows to manage up to 100 OPower cards)



Same features as Round Manager, plus...

- 7-inches touch screen and capacitive screen
- Interaction with other devices of the HVAC system at the same time:
  - cooling and heating unit (chiller/boiler)
  - circulating pumps of the HVAC system
  - modulating valves (for radiant systems)
  - hydronic terminal units
- Configuration of complex scenarios and set up seasonal system programming

### Round Master

---

FOR LARGE SYSTEMS (it allows to manage up to 250 OPower cards)



- Modbus/RTU protocol
- Different access levels (user/supervisor/service)
- Broadcast function
- Set-up parameters configuration
- INPUT/OUTPUT status monitoring
- Daily, weekly and special events program
- Suitable for connecting 1 line of 250 units
- Boost function for a period set by the user
- LAN interface with TCP/IP protocol
- Suitable for the most common web browsers
- Remote management via Internet and by dedicated app

### Round Net - Webservice with built-in Ethernet card

---

## SANITIZATION SYSTEM LED UV-C

### UV-C RAYS

UV-C rays are ultraviolet rays, not visible to the human eye, with a wavelength between 100 and 280 nanometers. The germicidal power of UV-C rays on bacteria and viruses is well known, due to its ability to break the molecular bonds of DNA and RNA that make up these microorganisms.

UV-C rays, which have long been widespread in the medical, food, laboratories, etc. sectors, have a proven sterilization property on instruments, surfaces and environments, and develop their greatest effectiveness at 254 nanometers.




**EURAPO UV-C LED** is the sanitizing system of the exchange coil and, consequently, of the ambient air flow that passes through it, that utilizes the UV-C rays emitted by innovative LED lights instead of traditional lamps.

The **EURAPO UV-C LED** system, at the wavelength of about 254 nanometers, provides a power of 0.25 mW/cm<sup>2</sup> in the area of maximum irradiation. The publication ASHRAE (2019 HVAC Application, Ch. 62 Ultraviolet Air and Surface Treatment) determines in 0.15 mW/cm<sup>2</sup> the power necessary for an effective treatment of the surface of the exchange coil.

From the Walker study (Effect of Ultraviolet germicidal Irradiation on Viral Aerosol of 2007) dedicated to a virus of the Coronavirus family, it is highlighted that the virus is deactivated with an energy of 7 J/m<sup>2</sup>, corresponding to a

power of 0.70 mW/cm<sup>2</sup> per second. Given these conditions, it is estimated that after three air recirculations in the volume of a sample room, LED UV-C EURAPO reaches the energy required for a suitable sanitization of the ambient air.

**LED UV-C EURAPO** can be applied to our entire range of concealed and with casing fan coils (Sigma, Prisma, Concealed and Low Body).



## STRONG POINTS OF THE EURAPO UV-C LED SYSTEM

**SAFETY:** the accurate design and subsequent laboratory tests have highlighted how the EURAPO UV-C LED system does not disperse any UV-C rays outside the fan coils.

**EFFICIENCY AND DURABILITY:** thanks to the use of LEDs instead of lamps, a constant emission is obtained over time, in fact an efficiency drop of only 10% was found after 20,000 hours of use. The lifetime of the LEDs is estimated at around 30,000 hours.

**WORKING TEMPERATURE:** the LED lights, unlike the lamps, do not emit heat, consequently the temperature of the air entering the heat exchanger are not altered. UV-C LED EURAPO can be safely used in a range of air temperatures between 5 °C and 55 °C without there being any decay of effectiveness as is the case for lamp systems (ASHRAE manual 2016, Ch. 17).

**REDUCED MAINTENANCE:** with the use of a normal mechanical class G3 filter, no extraordinary cleaning of the LED lights is required. Only ordinary cleaning of the filter is recommended, to be done every season change under normal use conditions.

**ECOLOGY:** the EURAPO UV-C LED solution has a limited impact on the environment thanks to the absence of Mercury and/or other harmful substances.

**CONSUMPTION:** with an absorbed electrical power ranging from a minimum of 13 W (size 110) to a maximum of 60 W (size 228.1 - 328) the impact on consumption is really at a very low level.

**DIMENSIONS:** The EURAPO UV-C LED system and its positioning do not involve any dimensional or aeraulic efficiency change of the fan coils.







# EURAPO

Eurapo Srl

Via A. Malignani, 12  
33170 Pordenone - Italy

T +39 0434 572552

F +39 0434 28667

[info@eurapo.it](mailto:info@eurapo.it)

[www.eurapo.it](http://www.eurapo.it)



ISO 9001 certified enterprise  
Cert. n. 731005773



[www.eurovent-certification.com](http://www.eurovent-certification.com)  
[www.certiflash.com](http://www.certiflash.com)