

E-LINE KCA OG

Industrial Cable Ladder System

www.eaelectric.com

EAE GROUP IN NUMBERS



Since 1973

EAE Group of Companies started its journey in the electrical sector in 1973 with the establishment of EAE Elektrik. Since its founding, EAE has grown rapidly, expanding its production and areas of operation by incorporating EAE Lighting in 1983, EAE Machinery in 1996, EAE Electrotechnics in 2004, and EAE Technology in 2009.

EAE carries out its production activities in accordance with ISO 9001 Quality Management, ISO 14001 Environmental Management, ISO 14064-1 Greenhouse Gas Management System, ISO 45001 Occupational Health and Safety Management, ISO 10002 Customer Satisfaction Management, ISO 50001 Energy Management System, and ISO 27001 Information Security Management System standards.



50+
Years Experience



8
Active Factories



370.000m²
Enclosed Space



3
R&D Centers



150+
Countries Exported To

CONTENTS

Company Profile	6-7
References	8
EAE Code Description	9
Certificates	10
Straight	11-25
Fittings YD30-YD45-YD60-YD90 Horizontal Elbow	26-35
Fittings DD30-DD45-DD60-DD90 Vertical Outside Elbow	36-43
Fittings ID30-ID45-ID60-ID90 Vertical Inside Elbow	44-51
Fittings YT Horizontal Tee	52-53
Fittings AD Horizontal Cross	54-55
Fittings Middle Reduction.....	56
Fittings Left Side Reduction	57
Fittings Right Side Reduction	58
Accessories End Cover	59
Straight Cover, Straight Perforated Cover	60-61
Cover Slope Bracket	62
Cover Elevation Bracket	63
Info	64
Fittings Cover YD30-YD45-YD60-YD90 Horizontal Elbow	65-68
Fittings Cover DD30-DD45-DD60-DD90 Vertical Outside	69-72
Fittings Cover ID30-ID45-ID60-ID90 Vertical Inside	73-76
Fittings Cover YT Horizontal Tee	77
Fittings Cover AD Cross	78
Fittings Middle Reduction Cover	79
Fittings Left Side Reduction Cover	80
Fittings Right Side Reduction Cover	81
Fittings Perforated Cover	82-100
Fittings Peaked Cover	101-118
Accessories	119-138
Fittings SS Codes	139-153
Installation	154-159
Load Class	160
Corrosion	161-166
Certificates	167-169

E-LINE KCA OG

OVER 40 YEARS

Expertise in Cable Support System

Production:

12.000.000 mt Tray / YEAR

1.500.000 mt Ladder / YEAR

66.000 tones / YEAR Steel Process Capacity

CAPABLE

Reliable support systems are vital to any electrical installation. EAE is an innovative designer and manufacturer of modern, leading-edge support systems that suit multiple industries.

RANGE

The EAE range consists of over 6000 products that are suited to so many sectors, that they have been used for many iconic projects.

As well as this, EAE offers specialist systems designed for when specific standard compliance is required; as well as in-house engineers capable of producing customised products to address any unique requirements that your project may have.

PROJECT MANAGEMENT

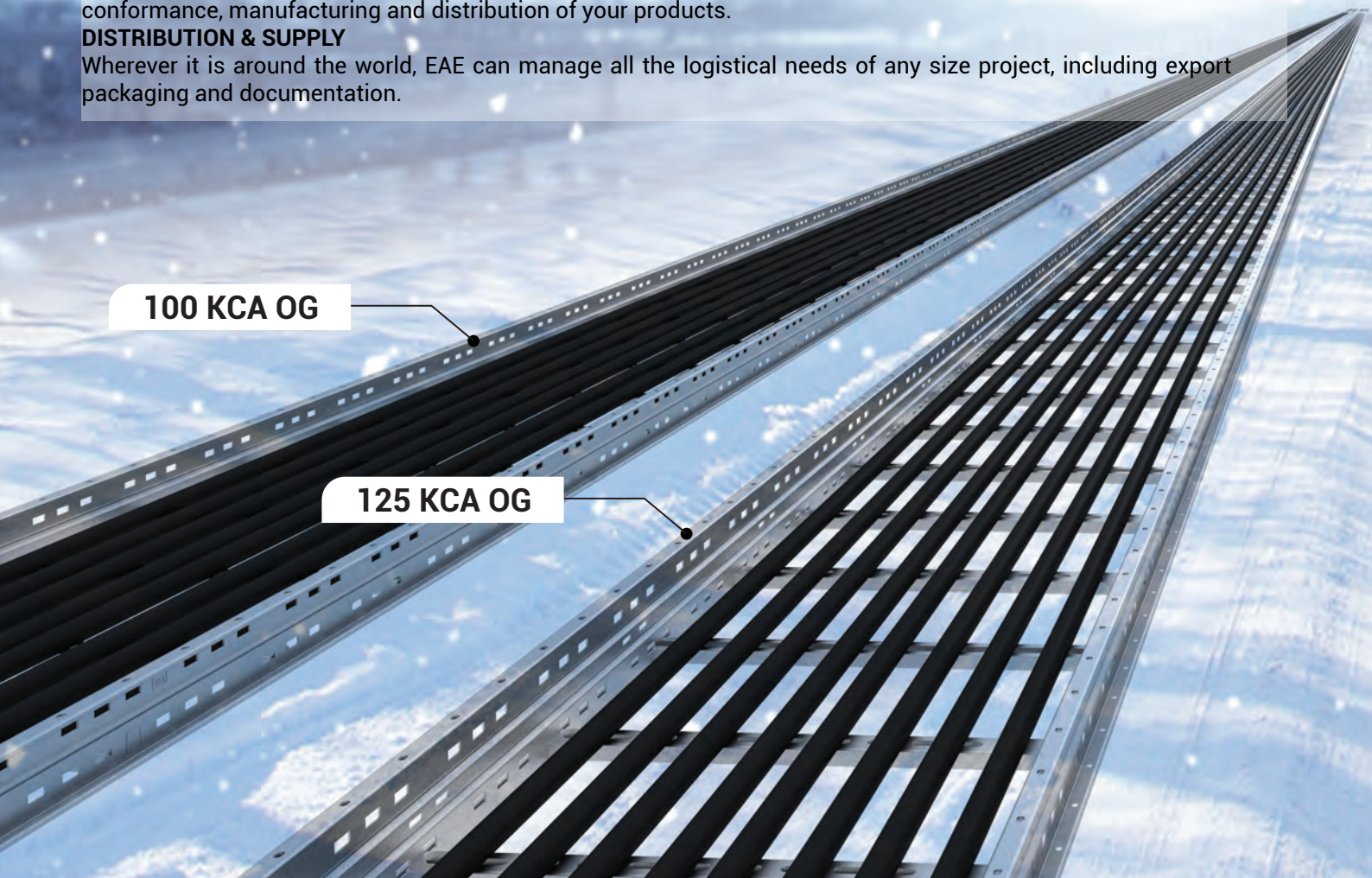
We can offer you a dedicated Project Manager as a single point of contact, and who will manage design, conformance, manufacturing and distribution of your products.

DISTRIBUTION & SUPPLY

Wherever it is around the world, EAE can manage all the logistical needs of any size project, including export packaging and documentation.

100 KCA OG

125 KCA OG



HIGH PERFORMANCE

CABLE LADDER KCA OG

Selected for YAMAL LNG Project

-70 °C
CERTIFIED



200 KCA OG



150 KCA OG

E-LINE KCA OG

E-Line KCA OG has a reputation for setting the industry standard for cable support systems all around the world. E-Line KCA OG has a unique combination of high strength, resilience, and lightweight design.

E-Line KCA OG Cable Ladder range is engineered for the ultimate load bearing strength in its class, high resistance to impact and environmental forces, while also achieving all weight reductions possible. The structural design maximises the capabilities of the steel. Project Engineers for large offshore, modular, marine and other projects now have a cable support solution that can give them the strength they need over long spans, while also meeting project weight requirements.

IEC 61537 is a standard for cable management which provides test methods and a classification regime for cable ladders. E-Line KCA OG is tested in accordance with this standard for load capability, electrical continuity and impact resistance.

DEKRA witnessed these tests and checked our quality systems to ensure we manufacture these ladders consistently, to the tested specifications, before awarding certification. For installation, splicing and fitting design and recommendations, please contact EAE. All raw materials are tested according to the relevant standards of your project. EAE holds the ISO 9001 (Quality) as well as the ISO 14001 (Environmental) compliance.

MAXIMUM CABLE SUPPORT CAPACITY

200 KCA OG 1100= Height: 200mm/Width:1100mm/Freespace:0,1969m²



100 KCA OG

125 KCA OG

HIGH TEMPERATURE PERFORMANCE



**Accordence with DIN 4102-12 (E90)
Tested at 1000 C for 90 minutes**

A product with the right properties fit for purpose will meet the high demands on performance, reliability and cost-efficiency. This is why a thorough analysis of the environment in terms of corrosion, pollution, humidity and salt is critical before deciding on the type of material and surface treatment. Whether you need Cable Support System for dry indoor applications or for the harshest offshore enviroments, EAE can find the best solution for you...



200 KCA OG



150 KCA OG

E-LINE KCA OG

Product Profile



- Busbar Power Distribution Systems
- Lighting Busbar Systems
- Cable Tray Systems
- Underfloor Trunking
- Trolley Busbar System



EAE's Extra Heavy-Duty KCA OG Cable Ladder is a robust cable management solution specifically developed to withstand the harsh site conditions encountered in the oil and gas industry. It plays a critical role in the safe routing and support of large-volume cables in heavy industrial environments such as refineries, petrochemical plants, power generation facilities, and offshore platforms. Thanks to its high-strength structural design, the KCA OG series offers superior resistance to impacts, environmental forces, and deformations that may occur under heavy load conditions. The product has been tested in accordance with IEC 61537 and NEMA VE-1 standards and is certified by DEKRA, demonstrating compliance with the quality and safety requirements sought in international oil and gas projects. In particular, its NEMA 20C load capacity allows the reliable and trouble-free support of extra heavy cable installations.

When required, the KCA OG cable ladder can be manufactured in 6-meter lengths, enabling installation with wider support spans and providing both speed and safety advantages during project execution. In addition, long-term protection against corrosion is ensured through material options such as hot-dip galvanized high-silicon steel or AISI 316L stainless steel. With EAE's high production capacity and fast delivery capability, the KCA OG series has become an industry-standard solution for reliable, durable, and sustainable cable management systems in the oil and gas sector.

E-LINE KCA OG

Product Profile



Over 40 years experienced EAE Cable Support System Department is proud to be presenting new Industrial Cable Ladder Serie "KCA OG".

With the participation of the new KCA OG, EAE can supply all ranges of demands.

Cable Ladder Series:

- KM : Light Duty Cable Ladder
- KC : Heavy Duty Cable Ladder
- **KCA OG : Extra Heavy Duty Cable Ladder**

KCA OG is designed to satisfy highly performance of all Industrial Market.

► Stainless Steel Finishes:

For the off-shore applications, KCA OG can be manufactured with Stainless Steel (316L) which can supply high performance against the corrosive effect of salt water combined with very changeable weather conditions.

► High Load Performance:

For the long span applications, KCA OG can be manufactured in 6000 mm standard length. Form of latitude lines on the siderails help KCA OG to upgrade loading capacity.

► Integral Joints on Fittings:

The installation time can be reduced by the innovative design of the KCA OG fitting which has integral joints.

► Largest Capacity:

H: 200mm serie cable ladder supplies largest cable capacity and air flow features.

Oil&Gas Industry



Power Generation Industry



Petrochemical Industry





BAKU WASTE TO ENERGY-AZERBAIJAN



YENI ELEKTRİK 865MW CCPP-TURKEY



SOCAR STAR REFINERY - TURKEY



MARY AMONIUM & UREA PLANT

References

Baku Flame Towers	Azerbaijan
Baku Triumph Towers	Azerbaijan
Port Baku Residences	Azerbaijan
Baku Waste To Energy	Azerbaijan
Socartower	Azerbaijan
Sofaz Tower	Baku - Azerbaijan
Baku Shipyard Project	Baku - Azerbaijan
Hilton Otel	Baku - Azerbaijan
Al Tahady Uni. - All Faculties	Libya
Veterinary Fac. Al Fateh Uni.	Libya
Mathematic Fac. Al Fateh Uni.	Libya
Bab Trablus Shopping Mall And Complex	Libya
Ruby Shopping Mall	Kazakistan
Zorlu Center Shopping Mall	Turkey
Optimum K.maras Shopping Mall	Turkey
Vialand Avm Shopping Mall	Turkey
Eroğlu Merter Shopping Mall	Turkey
Koru Florya Shopping Mall	Turkey
Mall Of Istanbul – Torunlar	Turkey
Marmarapark Shopping Mall Ece Group	Turkey
Eroğlu Merter Shopping Mall	Turkey
Florya Akvaryum Shopping Mall	Turkey
Antalya Erasta Park Avm – Torunlar	Turkey
Istwest	Turkey
Buyaka Shopping Mall	Turkey
Akbatı Shopping Mall	Turkey
Olimpa Shopping Mall	Turkey
Airport Shopping Mall	Turkey
Zonguldak Eren Termic Power Plant	Turkey

Serdivan Shopping Mall	Turkey
Triumph Towers	Turkey
Hunplus Project	Turkey
Anthill Bomonti Project	Turkey
Kuyumcu Kent Extanion Part	Turkey
Perlavista Shopping Mall	Turkey
Nish Istanbul Office Blocks	Turkey
Holiday Inn Otel	Turkey
Atakoy Shopping Mall	Turkey
Dumankaya Vizyon	Turkey
Areva Adh2 New Transformer Plant	Turkey
Sapphire Project	Turkey
Mashattan Residence Project	Turkey
Sabiha Gokcen Int. Airport	Turkey
Deeppo Shopping Mall	Turkey
Gordion Shopping Mall	Turkey
Marmara Forum Shopping Mall	Turkey
Ora Shopping Mall	Turkey
Btc Pipeline Pump Stations	Turkey
Tupraş Rup Project	Turkey
Skyport Tower	Turkey
870 Mw Samsun Ccpp	Turkey
865 Mw Yeni Elektrik A.S. Ccpp	Turkey
755 Mw Denizliccpp	Turkey
Mary Amonium&Urea Plant	Turkmenistan
Onshore Gas Terminal	Turkmenistan
Turkmenbashi Int. Airport	Turkmenistan
Autoclaved Aerated Concrete Factory	Turkmenistan
South Yoleten Gas Field Development Pr.	Turkmenistan

E-LINE KCA OG

EAE Code Description



Example: 150 KCA OG 600 / L6 / Δ / 2/2

1 / 2 / 3 / 4 / 5 / 6

Height

100 : 100 mm
125 : 125 mm
150 : 150 mm
200 : 200 mm

Character

Ladder: KCA OG
Cover: KCA OGK

Width

150: 150 mm
200: 200 mm
300: 300 mm
450: 450 mm
600: 600 mm
750: 750 mm
900: 900 mm
1000: 1000 mm
1100: 1100 mm
Reduction: (Ws / Wp)

Radius

300: 300 mm
450: 450 mm
600: 600 mm
900: 900 mm

Thickness Trung / Tsidreal

1.5/1.5
2/1.5
2/2
2/2.5
2.5/2.5

Finish

Hot Dip Galvanized 180: HDG
Silicon Rich Steel Sheet : DG
Stainless Steel (304&316L) SS

Fitting Type

YD30-HOR.ELB. 30°
YD45-HOR.ELB. 45°
YD60-HOR.ELB. 60°
YD90-HOR.ELB. 90°

ID30-VER.INS. 30°
ID45-VER.INS. 45°
ID60-VER.INS. 60°
ID90-VER.INS. 90°

DD30-VER.OUT. 30°
DD45-VER.OUT. 45°
DD60-VER.OUT. 60°
DD90-VER.OUT. 90°

YT-HOR.TEE
AD-HOR.CROSS

MR-Middle Reduction
LR- Left Side Reduction
RR-Right Side Reduction

Length

L6: 6mt.
L3: 3mt.



SERIES CABLE LADDER

TEST CERTIFICATE

Issued to: EAE Elektrik Aaamör End. Insaat San. ve Tic. A.Ş.
Anadolugarı Mah.
3114 sok. No: 10
Esenyurt / İstanbul
Turkey

For the product: Cable ladder (Hot Dip Galvanized Steel)

Trade name: EAE

Type/Model: KCAOG Öl & Gas

Ratings: See for the product information the annex of the DEKRA Test Certificate

Manufactured by: EAE Elektrik Aaamör End. Insaat San. ve Tic. A.Ş.
4. Makina İhtisas OSB 6. cad.
No:2 Demircileröyü/Diğvası/Kocaeli
Turkey

Requirements: IEC 61537:2006
BS EN 61537:2007
TS EN 61537:2007

Remarks: The product meets the requirements.
This Test Certificate is valid 18/20 March 2020 and expires upon withdrawal if one of the above mentioned standards or after changing the construction, materials or production method.

This Test Certificate is granted on account of an examination by DEKRA, the results of which are laid down in a confidential file no 219807302.

The examination has been carried out on one single specimen of the product, submitted by the manufacturer. The Attestation does not include an assessment of the manufacturer's production. Conformity of his production with the specimen tested by DEKRA is not the responsibility of DEKRA.

Amhem, 20 March 2017 Number: 2198073 13

DEKRA Certification B.V.

G.J. Zoethoud
Managing Director

H.R.M. Barends
Certification Manager

© Integral publication of this certificate and adjoining reports is allowed.

DEKRA Certification B.V. Member 1001, 6625 NJ Amhem, The Netherlands
P.O. Box 5185, 6802 ED Amhem, The Netherlands
T +31 88 96 83000 F +31 88 96 81000 www.dekra-certification.com Registered Amhem 09005396

İzmir 021 88 96 83000 & +31 88 96 83000 www.dekra-certification.com

DEKRA Certification B.V. Member 1001, 6625 NJ Amhem, The Netherlands
P.O. Box 5185, 6802 ED Amhem, The Netherlands
T +31 88 96 83000 F +31 88 96 81000 www.dekra-certification.com Registered Amhem 09005396

© Integral publication of this certificate and adjoining reports is allowed.

DEKRA Certification B.V. Member 1001, 6625 NJ Amhem, The Netherlands
P.O. Box 5185, 6802 ED Amhem, The Netherlands
T +31 88 96 83000 F +31 88 96 81000 www.dekra-certification.com Registered Amhem 09005396

SERIES CABLE LADDER

TEST CERTIFICATE

Issued to: EAE Elektrik Aaamör End. Insaat San. ve Tic. A.Ş.
Anadolugarı Mah.
3114 sok. No: 10
Esenyurt / İstanbul
Turkey

For the product: Metal cable ladder (steel)

Trade name: EAE

Type/Model: 200 KCAOG 200 - 200 KCAOG 1100

Ratings: See for the product information and the class designation the annex of this DEKRA Test Certificate.

Manufactured by: EAE Elektrik Aaamör End. Insaat San. ve Tic. A.Ş.
4. Makina İhtisas OSB 6. cad.
No:2 Demircileröyü/Diğvası/Kocaeli
Turkey

Requirements: NEMA VE-1-2011/CSA C22.2 No. 128.1-17

Remarks: The products meet the requirements.
This Test Certificate is valid 06/30 October 2020 and expires upon withdrawal if one of the above mentioned standards or after changing the construction, materials or production method.

This Test Certificate is granted on account of an examination by DEKRA, the results of which are laid down in a confidential file no 221996400.

The examination has been carried out on one single specimen of the product, submitted by the manufacturer. The Attestation does not include an assessment of the manufacturer's production. Conformity of his production with the specimen tested by DEKRA is not the responsibility of DEKRA.

Amhem, 30 October 2017 Number: 2219964 09

DEKRA Certification B.V.

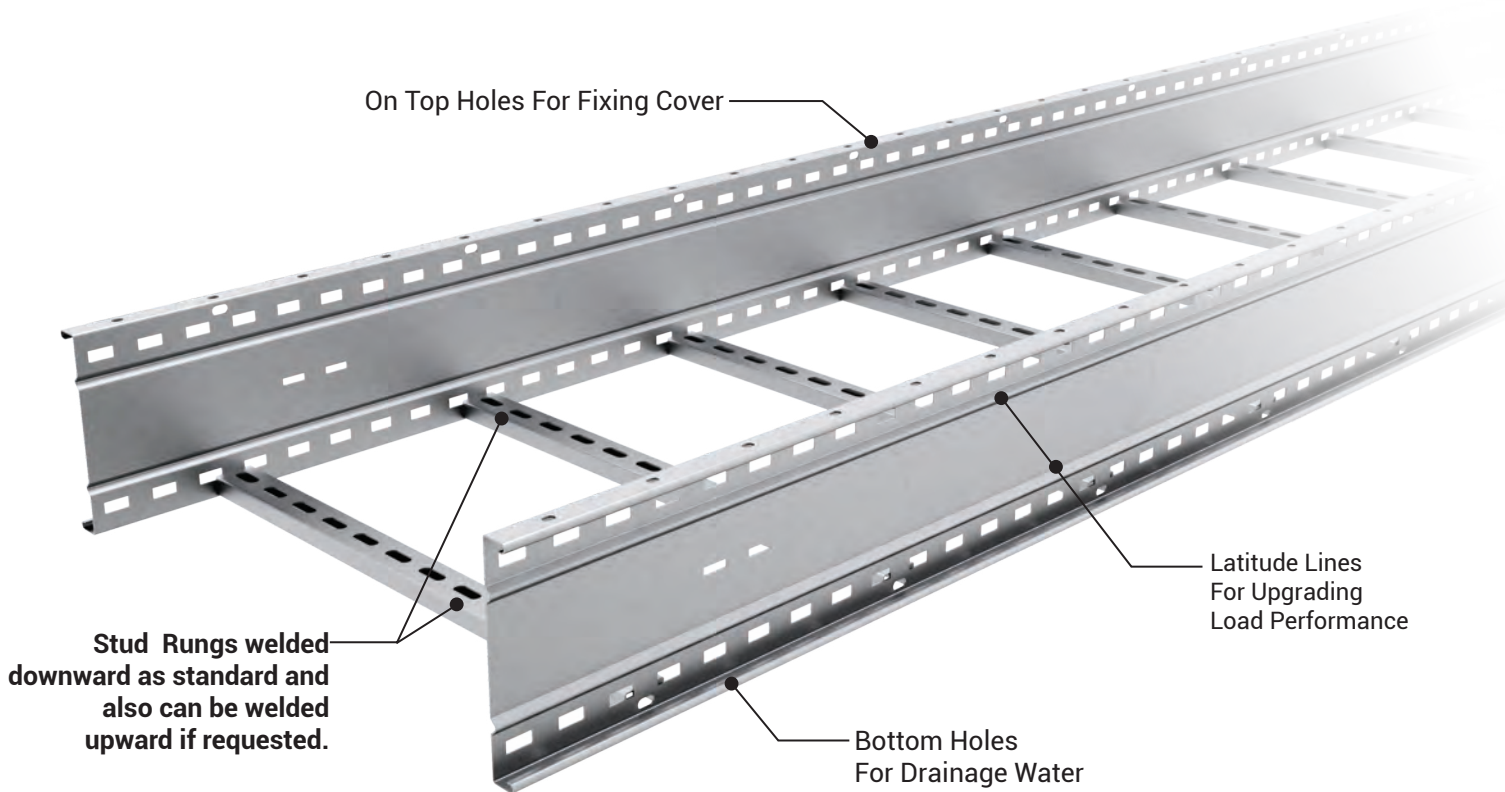
H.R.M. Barends
Certification Manager

© Integral publication of this certificate and adjoining reports is allowed.

DEKRA Certification B.V. Member 1001, 6625 NJ Amhem, The Netherlands
P.O. Box 5185, 6802 ED Amhem, The Netherlands
T +31 88 96 83000 F +31 88 96 81000 www.dekra-certification.com Registered Amhem 09005396

E-LINE KCA OG

Straight



Features of KCA OG :

Length : Standard in 3000 mm and 6000 mm
Finishes : Hot Dip Galvanized (HDG) according to ISO EN 1461 | Silicon Rich Steel Sheet (DG) | Stainless Steel 316L (SS304 optional)

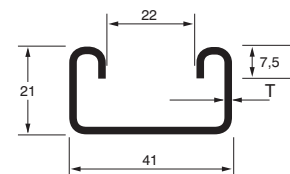

Side Rail

Height : 100 mm / 125 mm / 150 mm / 200 mm
Thickness : 1.5 mm / 2.00 mm / 2.5 mm(optional)
Latitude Line : Single (100 mm Height) / Double (125 mm / 150 mm / 200 mm)

Rung

Dimension : 41(width) x 21 (Height) Strud Channel
Spacing : 300 mm
Width : 150 mm / 300 mm / 450 mm / 600 mm / 900 mm
Optional Width : 200 mm / 750 mm / 1000 mm / 1100 mm
Thickness : 1.5 mm / 2.00 mm / 2.50 mm (Optional)

Rung Type:



1,5 mm for up to 600 mm width ,
2 mm for above width



Standard Position

E-LINE KCA OG

Straight

100 KCA OG 100 mm Height Cable Ladder / Length: 3000mm / 6000mm

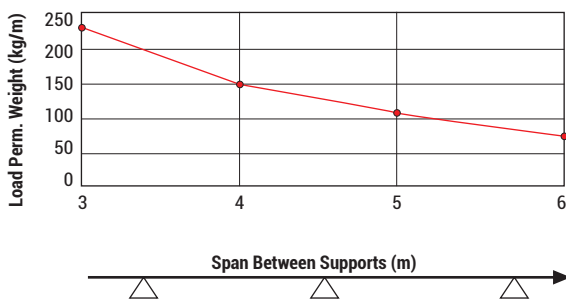


The cable ladder is available in standard widths of 150mm, 200mm, 300mm, 450mm, 600mm, 750mm, 900mm and 1000mm although other widths up to 1100mm are available to order. Rung spacing is 300mm as standard.

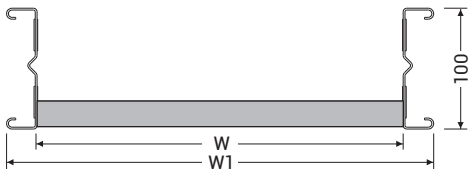
- Loading Depth: 78 mm
- Finishes & Materials: Hot Dipped Galvanized Mild Steel
- Hot Dipped Galvanized Corten A
- 316 L grade Stainless Steel (304 grade is available)



*Loading test performed according to IEC 61537 standard.



"Support distance for cable ladders should not exceed the length of cable ladder. Thus, OG cable ladder with L=3m should be supported 3m or less."



Code	Description	No. of Rungs	Dimensions(mm)				Weight (kg/mt)	Siderail (mm)	Rung (mm)
			W	W1	L	H			
3066914	100 KCA OG150/L/Δ/1.5/1.5	10	150	200	3000/6000	100	4,519	1,5	1,5
3066920	100 KCA OG200/L/Δ/1.5/1.5	10	200	250	3000/6000	100	4,717	1,5	1,5
3066926	100 KCA OG300/L/Δ/1.5/1.5	10	300	350	3000/6000	100	5,113	1,5	1,5
3066932	100 KCA OG450/L/Δ/1.5/1.5	10	450	500	3000/6000	100	5,707	1,5	1,5
3066938	100 KCA OG600/L/Δ/1.5/1.5	10	600	650	3000/6000	100	6,301	1,5	1,5
3066945	100 KCA OG750/L/Δ/1.5/2	10	750	800	3000/6000	100	7,885	1,5	2
3066951	100 KCA OG900/L/Δ/1.5/2	10	900	950	3000/6000	100	8,677	1,5	2
3066957	100 KCA OG1000/L/Δ/1.5/2	10	1000	1050	3000/6000	100	9,205	1,5	2
3066963	100 KCA OG1100/L/Δ/1.5/2	10	1100	1150	3000/6000	100	9,733	1,5	2

- Δ : All products codes and weights given are in kilograms (kg) and are hot dip galvanized (HDG) finish.
- To obtain the appropriate component weight in other finishes, multiply the given weight by the below finish factors.
- Finish factor: HDG (ISO En1461) = (HDG):1 / Stainless Steel = (SS) 0.94

E-LINE KCA OG

Straight

125 KCA OG 125 mm Height Cable Ladder / Length: 3000mm / 6000mm

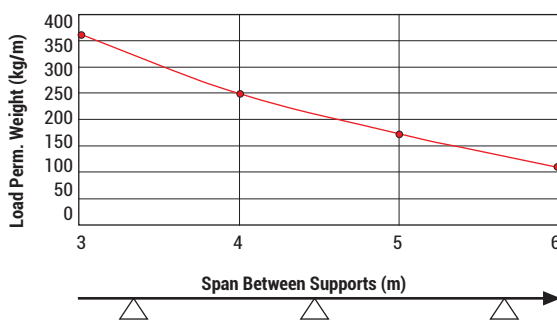


The cable ladder is available in standard widths of 150mm, 200mm, 300mm, 450mm, 600mm, 750mm, 900mm and 1000mm although other widths up to 1100mm are available to order. Rung spacing is 300mm as standard.

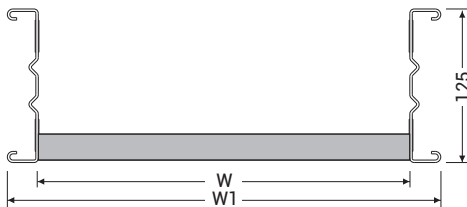
- Loading Depth :100 mm
- Finishes & Materials :Hot Dipped Galvanized Mild Steel
- Hot Dipped Galvanized Corten A
- 316 L grade Stainless Steel (304 grade is available)



*Loading test performed according to IEC 61537 standard.



"Support distance for cable ladders should not exceed the length of cable ladder. Thus, OG cable ladder with L=3m should be supported 3m or less."



Code	Description	No. of Rungs	Dimensions(mm)				Weight (kg/mt)	Siderail (mm)	Rung (mm)
			W	W1	L	H			
3066969	125 KCA OG150/L/Δ/2/1,5	10	150	200	3000/6000	125	6,703	2	1,5
3066975	125 KCA OG200/L/Δ/2/1,5	10	200	250	3000/6000	125	6,901	2	1,5
3066981	125 KCA OG300/L/Δ/2/1,5	10	300	350	3000/6000	125	7,297	2	1,5
3066987	125 KCA OG450/L/Δ/2/1,5	10	450	500	3000/6000	125	7,891	2	1,5
3066993	125 KCA OG600/L/Δ/2/1,5	10	600	650	3000/6000	125	8,485	2	1,5
3067000	125 KCA OG750/L/Δ/2/2	10	750	800	3000/6000	125	10,069	2	2
3067006	125 KCA OG900/L/Δ/2/2	10	900	950	3000/6000	125	10,861	2	2
3067012	125 KCA OG1000/L/Δ/2/2	10	1000	1050	3000/6000	125	11,389	2	2
3067018	125 KCA OG1100/L/Δ/2/2	10	1100	1150	3000/6000	125	11,917	2	2

- Δ : All products codes and weights given are in kilograms (kg) and are hot dip galvanized (HDG) finish.
- To obtain the appropriate component weight in other finishes, multiply the given weight by the below finish factors.
- Finish factor: HDG (ISO En1461) = (HDG):1 / Stainless Steel = (SS): 0.94

E-LINE KCA OG

Straight

150 KCA OG 150 mm Height Cable Ladder / Length: 3000mm / 6000mm

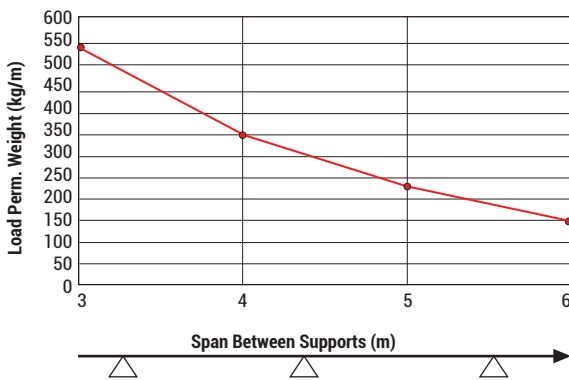


The cable ladder is available in standard widths of 150mm, 200mm, 300mm, 450mm, 600mm, 750mm, 900mm and 1000mm although other widths up to 1100mm are available to order. Rung spacing is 300mm as standard.

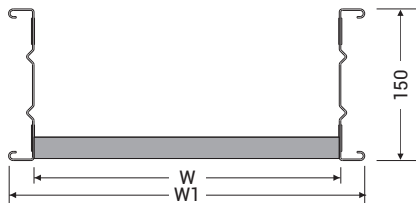
- Loading Depth :125 mm
- Finishes & Materials :Hot Dipped Galvanized Mild Steel
- Hot Dipped Galvanized Corten A
- 316 L grade Stainless Steel (316 grade is available)



*Loading test performed according to IEC 61537 standard.



"Support distance for cable ladders should not exceed the length of cable ladder. Thus, OG cable ladder with L=3m should be supported 3m or less."



Code	Description	No. of Rungs	Dimensions(mm)				Weight (kg/mt)	Siderail (mm)	Rung (mm)
			W	W1	L	H			
3067024	150 KCA OG150/L/Δ/2/2	10	150	200	3000/6000	150	7,726	2	2
3067030	150 KCA OG200/L/Δ/2/2	10	200	250	3000/6000	150	7,990	2	2
3067036	150 KCA OG300/L/Δ/2/2	10	300	350	3000/6000	150	8,518	2	2
3067042	150 KCA OG450/L/Δ/2/2	10	450	500	3000/6000	150	9,310	2	2
3067048	150 KCA OG600/L/Δ/2/2	10	600	650	3000/6000	150	10,102	2	2
3067054	150 KCA OG750/L/Δ/2/2	10	750	800	3000/6000	150	10,894	2	2
3067060	150 KCA OG900/L/Δ/2/2	10	900	950	3000/6000	150	11,686	2	2
3067066	150 KCA OG1000/L/Δ/2/2	10	1000	1050	3000/6000	150	12,214	2	2
3067072	150 KCA OG1100/L/Δ/2/2	10	1100	1150	3000/6000	150	12,742	2	2

- Δ : All products codes and weights given are in kilograms (kg) and are hot dip galvanized (HDG) finish.
- To obtain the appropriate component weight in other finishes, multiply the given weight by the below finish factors.
- Finish factor: HDG (ISO En1461) = (HDG):1 / Stainless Steel = (SS): 0.94
- Please check page "58" for the cover selection.

E-LINE KCA OG

Straight

150 KCA OG 150 mm Height Cable Ladder / Length: 3000mm / 6000mm

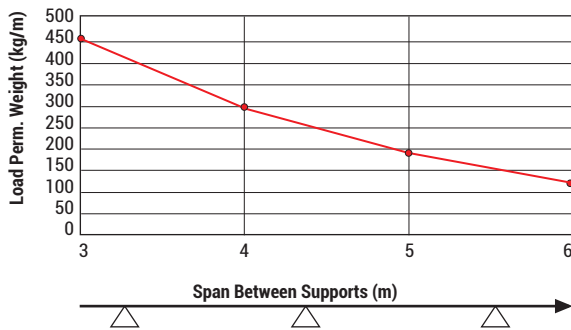


The cable ladder is available in standard widths of 150mm, 200mm, 300mm, 450mm, 600mm, 750mm, 900mm and 1000mm although other widths up to 1100mm are available to order. Rung spacing is 300mm as standard.

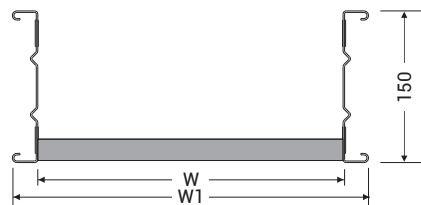
- Loading Depth :125 mm
- Finishes & Materials :Hot Dipped Galvanized Mild Steel
- Hot Dipped Galvanized Corten A
- 316 L grade Stainless Steel (316 grade is available)



*Loading test performed according to IEC 61537 standard.



"Support distance for cable ladders should not exceed the length of cable ladder. Thus, OG cable ladder with L=3m should be supported 3m or less."



Code	Description	No. of Rungs	Dimensions(mm)				Weight (kg/mt)	Siderail (mm)	Rung (mm)
			W	W1	L	H			
3225594	150 KCA OG150/L/Δ/1,5/1,5	10	150	200	3000/6000	150	5,777	1,5	1,5
3225595	150 KCA OG200/L/Δ/1,5/1,5	10	200	250	3000/6000	150	5,975	1,5	1,5
3225816	150 KCA OG300/L/Δ/1,5/1,5	10	300	350	3000/6000	150	6,371	1,5	1,5
3225598	150 KCA OG450/L/Δ/1,5/1,5	10	450	500	3000/6000	150	6,965	1,5	1,5
3225599	150 KCA OG600/L/Δ/1,5/1,5	10	600	650	3000/6000	150	7,559	1,5	1,5
3239010	150 KCA OG750/L/Δ/1,5/2	10	750	800	3000/6000	150	8,153	1,5	2
3239011	150 KCA OG900/L/Δ/1,5/2	10	900	950	3000/6000	150	8,747	1,5	2
3239012	150 KCA OG1000/L/Δ/1,5/2	10	1000	1050	3000/6000	150	9,143	1,5	2
3239013	150 KCA OG1100/L/Δ/1,5/2	10	1100	1150	3000/6000	150	9,283	1,5	2

- Δ : All products codes and weights given are in kilograms (kg) and are hotdip galvanized (HDG) finish.
- To obtain the appropriate component weight in other finishes, multiply the given weight by the below finish factors.
- Finish factor: HDG (ISO En1461) = (HDG):1 / Stainless Steel = (SS) 0.94
- Please check page "58" for the cover selection.

E-LINE KCA OG

Straight

200 KCA OG 200 mm Height Cable Ladder / Length: 3000mm / 6000mm

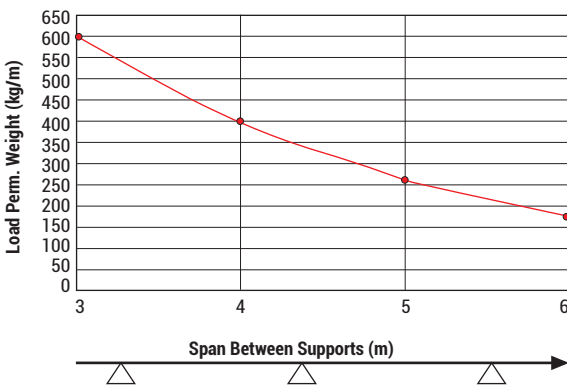



The cable ladder is available in standard widths of 150mm, 200mm, 300mm, 450mm, 600mm, 750mm, 900mm and 1000mm although other widths up to 1100mm are available to order. Rung spacing is 300mm as standard.

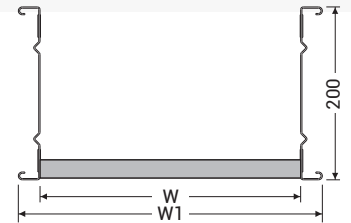
- Loading Depth :175 mm
- Finishes & Materials :Hot Dipped Galvanized Mild Steel
- Hot Dipped Galvanized Corten A
- 316 L grade Stainless Steel (304 grade is available)



*Loading test performed according to IEC 61537 standard.



"Support distance for cable ladders should not exceed the length of cable ladder. Thus, OG cable ladder with L=3m should be supported 3m or less."



Code	Description	No. of Rungs	Dimensions(mm)				Weight (kg/mt)	Siderail (mm)	Rung (mm)
			W	W1	L	H			
3067078	200 KCA OG200/L/Δ/2/2	10	200	250	3000/6000	200	10,140	2	2
3067084	200 KCA OG300/L/Δ/2/2	10	300	350	3000/6000	200	10,668	2	2
3067090	200 KCA OG450/L/Δ/2/2	10	450	500	3000/6000	200	11,460	2	2
3067096	200 KCA OG600/L/Δ/2/2	10	600	650	3000/6000	200	12,252	2	2
3067102	200 KCA OG750/L/Δ/2/2	10	750	800	3000/6000	200	13,044	2	2
3067108	200 KCA OG900/L/Δ/2/2	10	900	950	3000/6000	200	13,836	2	2
3067114	200 KCA OG1000/L/Δ/2/2	10	1000	1050	3000/6000	200	14,364	2	2
3067120	200 KCA OG1100/L/Δ/2/2	10	1100	1150	3000/6000	200	14,892	2	2

- Δ : All products codes and weights given are in kilograms (kg) and are hot dip galvanized (HDG) finish.
- To obtain the appropriate component weight in other finishes, multiply the given weight by the below finish factors.
- Finish factor: HDG (ISO En1461) = (HDG):1 / Stainless Steel = (SS) 0.94

E-LINE KCA OG

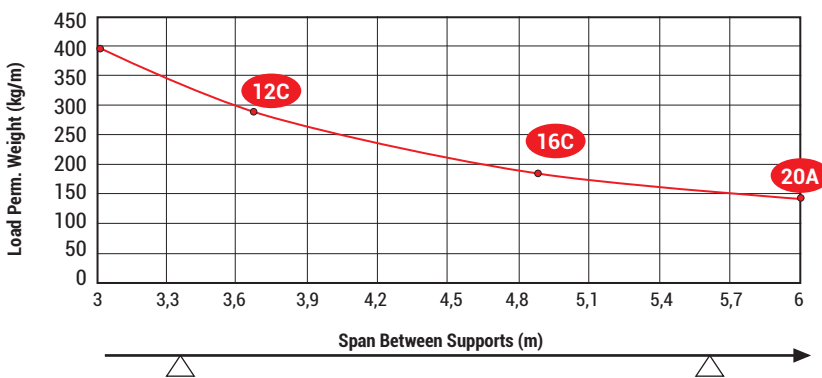
Straight

100 KCA OG "NEMA 20A Series Hot-Dipped Galvanized Steel Cable Ladder"

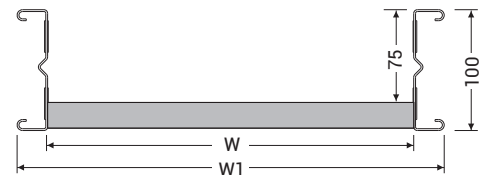


- Overall Height (H) : 100mm (Loading depth: 75mm)
- Internal Widths (W) : 150mm, 200mm, 300mm, 450mm, 600mm, 750mm, 900mm, 1000mm, 1100mm
- Overall Widths : W+50
- Standard Rung Spacing : 300mm
- Standard Lengths (L) : 3 meter/6 meter

H100 HDG NEMA VE-1 Class 20A



Safe working load values are based on simple beam test according to NEMA VE-1-2017 edition.
*Please check Page 160 for NEMA Class Designations.



100 KCA OG HDG STEEL CABLE LADDER								
NEMA 20A	Description	DIMENSIONS						
		HEIGHT		WIDTH		LENGTH	RUNG	Weight
		Side Rail Height	Loading Depth	Internal Width (W)	Overall Width (W1)	Standard Length	Standard Rung Spacing	
Code		mm (inch.)	mm (inch.)	mm (inch.)	mm (inch.)	m (ft.)	mm (inch.)	(kg/mt)
3125361	100 KCA OG 150/HDG/L	100 (4")	75 (3")	150 (6")	200 (8")	3m/6m(10ft./20ft.)	300 (12")	5,839
3125362	100 KCA OG 200/HDG/L	100 (4")	75 (3")	200 (8")	250 (10")	3m/6m(10ft./20ft.)	300 (12")	6,037
3125363	100 KCA OG 300/HDG/L	100 (4")	75 (3")	300 (12")	350 (14")	3m/6m(10ft./20ft.)	300 (12")	6,433
3125364	100 KCA OG 450/HDG/L	100 (4")	75 (3")	450 (18")	500 (20")	3m/6m(10ft./20ft.)	300 (12")	7,027
3125365	100 KCA OG 600/HDG/L	100 (4")	75 (3")	600 (24")	650 (26")	3m/6m(10ft./20ft.)	300 (12")	7,621
3125366	100 KCA OG 750/HDG/L	100 (4")	75 (3")	750 (30")	800 (32")	3m/6m(10ft./20ft.)	300 (12")	9,205
3125367	100 KCA OG 900/HDG/L	100 (4")	75 (3")	900 (36")	950 (38")	3m/6m(10ft./20ft.)	300 (12")	9,997
3125368	100 KCA OG 1000/HDG/L	100 (4")	75 (3")	1000 (40")	1050 (42")	3m/6m(10ft./20ft.)	300 (12")	10,525
3125369	100 KCA OG 1100/HDG/L	100 (4")	75 (3")	1100 (44")	1150 (46")	3m/6m(10ft./20ft.)	300 (12")	11,053

Standard manufacturing lengths are metric system. (Dimensions given in the parenthesis (inch and ft.) are for information.)

E-LINE KCA OG

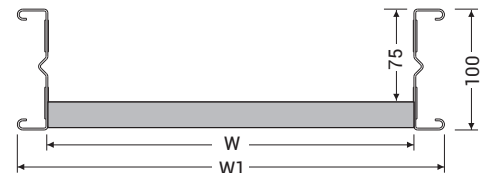

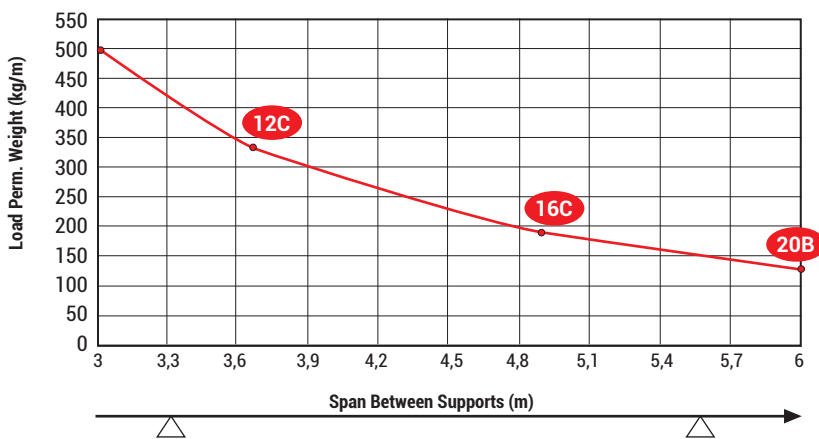
Straight

125 KCA OG "NEMA 20B Series Hot-Dipped Galvanized Steel Cable Ladder"



- Overall Height (H) : 125mm (Loading depth: 100mm)
- Internal Widths (W) : 150mm, 200mm, 300mm, 450mm, 600mm, 750mm, 900mm, 1000mm, 1100mm
- Overall Widths : W+50
- Standard Rung Spacing : 300mm
- Standard Lengths (L) : 3 meter/6 meter

H125 HDG NEMA VE-1 Class 20B



Safe working load values are based on simple beam test according to NEMA VE-1-2017 edition.
*Please check Page 160 for NEMA Class Designations.

125 KCA OG HDG STEEL CABLE LADDER								
NEMA 20B	Description	DIMENSIONS						
		HEIGHT		WIDTH		LENGTH	RUNG	Weight
		Side Rail Height	Loading Depth	Internal Width (W)	Overall Width (W1)	Standard Length	Standard Rung Spacing	
Code		mm (inch.)		mm (inch.)		m (ft.)	mm (inch.)	(kg/mt)
3125370	125 KCA OG 150/HDG/L	125 (5")	100 (4")	150 (6")	200 (8")	3m/6m(10ft./20ft.)	300 (12")	6,703
3125371	125 KCA OG 200/HDG/L	125 (5")	100 (4")	200 (8")	250 (10")	3m/6m(10ft./20ft.)	300 (12")	6,901
3125372	125 KCA OG 300/HDG/L	125 (5")	100 (4")	300 (12")	350 (14")	3m/6m(10ft./20ft.)	300 (12")	7,297
3125373	125 KCA OG 450/HDG/L	125 (5")	100 (4")	450 (18")	500 (20")	3m/6m(10ft./20ft.)	300 (12")	7,891
3125374	125 KCA OG 600/HDG/L	125 (5")	100 (4")	600 (24")	650 (26")	3m/6m(10ft./20ft.)	300 (12")	8,485
3125375	125 KCA OG 750/HDG/L	125 (5")	100 (4")	750 (30")	800 (32")	3m/6m(10ft./20ft.)	300 (12")	10,069
3125376	125 KCA OG 900/HDG/L	125 (5")	100 (4")	900 (36")	950 (38")	3m/6m(10ft./20ft.)	300 (12")	10,861
3125377	125 KCA OG 1000/HDG/L	125 (5")	100 (4")	1000 (40")	1050 (42")	3m/6m(10ft./20ft.)	300 (12")	11,389
3125378	125 KCA OG 1100/HDG/L	125 (5")	100 (4")	1100 (44")	1150 (46")	3m/6m(10ft./20ft.)	300 (12")	11,917

Standard manufacturing lengths are metric system. (Dimensions given in the parenthesis (inch and ft.) are for information.)

E-LINE KCA OG



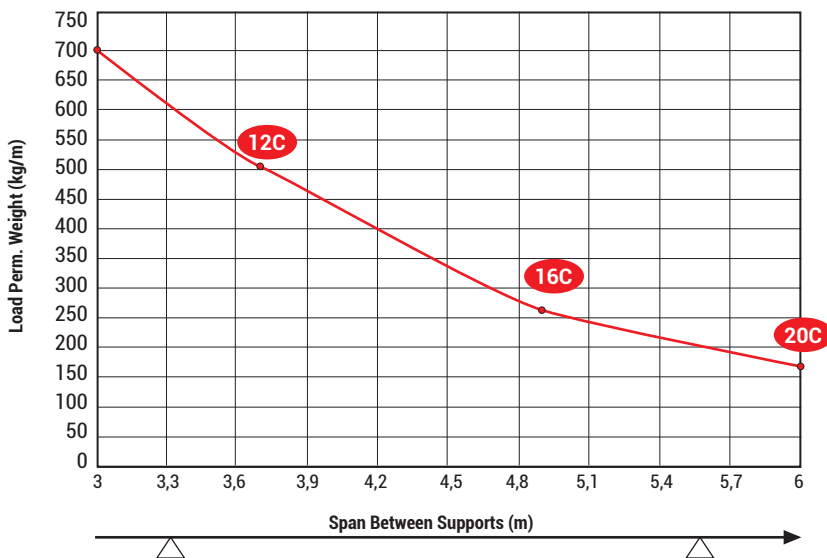
Straight

150 KCA OG "NEMA 20C Series Hot-Dipped Galvanized Steel Cable Ladder"



- Overall Height (H) : 150mm (Loading depth: 125mm)
- Internal Widths (W) : 150mm, 200mm, 300mm, 450mm, 600mm, 750mm, 900mm, 1000mm, 1100mm
- Overall Widths : W+50
- Standard Rung Spacing : 300mm
- Standard Lengths (L) : 3 meter/6 meter

H150 HDG NEMA VE-1 Class 20C



Safe working load values are based on simple beam test according to NEMA VE-1-2017 edition.
*Please check Page 160 for NEMA Class Designations.

150 KCA OG HDG STEEL CABLE LADDER								
NEMA 20C	Description	DIMENSIONS						
		HEIGHT		WIDTH		LENGTH	RUNG	Weight
		Side Rail Height	Loading Depth	Internal Width (W)	Overall Width (W1)	Standard Length	Standard Rung Spacing	
Code		mm (inch.)	mm (inch.)	mm (inch.)	mm (inch.)	m (ft.)	mm (inch.)	(kg/mt)
3125388	150 KCA OG 150/HDG/L	150 (6")	125 (5")	150 (6")	200 (8")	3m/6m(10ft./20ft.)	300 (12")	9,486
3125389	150 KCA OG 200/HDG/L	150 (6")	125 (5")	200 (8")	250 (10")	3m/6m(10ft./20ft.)	300 (12")	9,750
3125390	150 KCA OG 300/HDG/L	150 (6")	125 (5")	300 (12")	350 (14")	3m/6m(10ft./20ft.)	300 (12")	10,278
3125391	150 KCA OG 450/HDG/L	150 (6")	125 (5")	450 (18")	500 (20")	3m/6m(10ft./20ft.)	300 (12")	11,070
3125392	150 KCA OG 600/HDG/L	150 (6")	125 (5")	600 (24")	650 (26")	3m/6m(10ft./20ft.)	300 (12")	11,862
3125393	150 KCA OG 750/HDG/L	150 (6")	125 (5")	750 (30")	800 (32")	3m/6m(10ft./20ft.)	300 (12")	12,654
3125394	150 KCA OG 900/HDG/L	150 (6")	125 (5")	900 (36")	950 (38")	3m/6m(10ft./20ft.)	300 (12")	13,446
3125395	150 KCA OG 1000/HDG/L	150 (6")	125 (5")	1000 (40")	1050 (42")	3m/6m(10ft./20ft.)	300 (12")	13,974
3125396	150 KCA OG 1100/HDG/L	150 (6")	125 (5")	1100 (44")	1150 (46")	3m/6m(10ft./20ft.)	300 (12")	14,502

Standard manufacturing lengths are metric system. (Dimensions given in the parenthesis (inch and ft.) are for information.)

E-LINE KCA OG

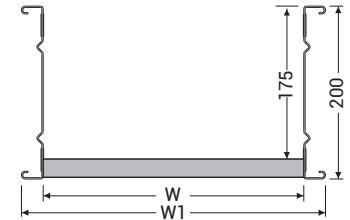
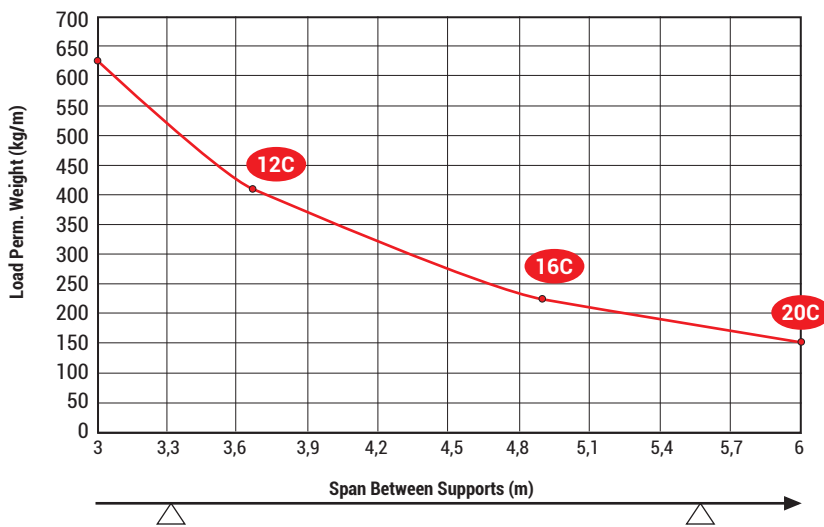
Straight

200 KCA OG "NEMA 20C Series Hot-Dipped Galvanized Steel Cable Ladder"



- Overall Height (H) : 200mm (Loading depth: 175mm)
- Internal Widths (W) : 200mm, 300mm, 450mm, 600mm, 750mm, 900mm, 1000mm, 1100mm
- Overall Widths : W+50
- Standard Lengths (L) : 300mm
: 3 meter/6 meter

H200 HDG NEMA VE-1 Class 20C



Safe working load values are based on simple beam test according to NEMA VE-1-2017 edition.
*Please check Page 160 for NEMA Class Designations.

200 KCA OG HDG STEEL CABLE LADDER								
NEMA 20C	Description	DIMENSIONS						
		HEIGHT		WIDTH		LENGTH	RUNG	Weight
		Side Rail Height	Loading Depth	Internal Width (W)	Overall Width (W1)	Standard Length	Standard Rung Spacing	
Code		mm (inch.)	mm (inch.)	mm (inch.)	mm (inch.)	m (ft.)	mm (inch.)	(kg/mt)
3125397	200 KCA OG200/HDG/L	200 (8")	175 (7")	200 (8")	250 (10")	3m/6m(10ft./20ft.)	300 (12")	10,140
3125398	200 KCA OG300/HDG/L	200 (8")	175 (7")	300 (12")	350 (14")	3m/6m(10ft./20ft.)	300 (12")	10,668
3125399	200 KCA OG450/HDG/L	200 (8")	175 (7")	450 (18")	500 (20")	3m/6m(10ft./20ft.)	300 (12")	11,460
3125400	200 KCA OG600/HDG/L	200 (8")	175 (7")	600 (24")	650 (26")	3m/6m(10ft./20ft.)	300 (12")	12,252
3125401	200 KCA OG750/HDG/L	200 (8")	175 (7")	750 (30")	800 (32")	3m/6m(10ft./20ft.)	300 (12")	13,044
3125402	200 KCA OG900/HDG/L	200 (8")	175 (7")	900 (36")	950 (38")	3m/6m(10ft./20ft.)	300 (12")	13,836
3125403	200 KCA OG1000/HDG/L	200 (8")	175 (7")	1000 (40")	1050 (42")	3m/6m(10ft./20ft.)	300 (12")	14,364
3125404	200 KCA OG1100/HDG/L	200 (8")	175 (7")	1100 (44")	1150 (46")	3m/6m(10ft./20ft.)	300 (12")	14,892

Standard manufacturing lengths are metric system. (Dimensions given in the parenthesis (inch and ft.) are for information.)

E-LINE KCA OG

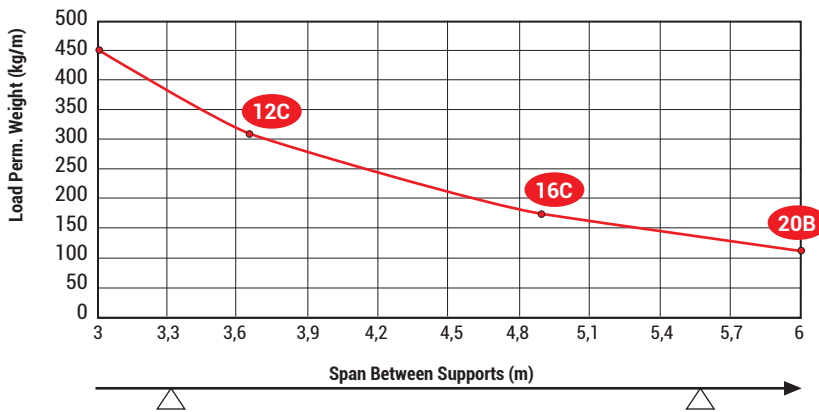
Straight

100 KCA OG "NEMA 20B Series STAINLESS STEEL 304/316L Cable Ladder"



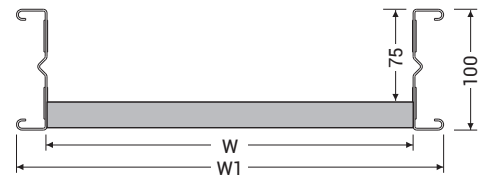
- Overall Height (H) : 100mm (Loading depth: 75mm)
- Internal Widths (W) : 150mm, 200mm, 300mm, 450mm, 600mm, 750mm, 900mm, 1000mm, 1100mm
- Overall Widths : W+50
- Standard Rung Spacing : 300mm
- Standard Lengths (L) : 3 meter/6 meter

H100 SS NEMA VE-1 Class 20B



Safe working load values are based on simple beam test according to NEMA VE-1-2017 edition.
*Please check Page 160 for NEMA Class Designations.

NEMA 20B



100 KCA OG STAINLESS STEEL CABLE LADDER								
NEMA 20C	Description	DIMENSIONS						
		HEIGHT		WIDTH		LENGTH	RUNG	Weight
		Side Rail Height	Loading Depth	Internal Width (W)	Overall Width (W1)	Standard Length	Standard Rung Spacing	
Code		mm (inch.)	mm (inch.)	mm (inch.)	mm (inch.)	m (ft.)	mm (inch.)	(kg/mt)
3125405	100 KCA OG 150/SS/L	100 (4")	75 (3")	150 (6")	200 (8")	3m/6m(10ft./20ft.)	300 (12")	5,591
3125406	100 KCA OG 200/SS/L	100 (4")	75 (3")	200 (8")	250 (10")	3m/6m(10ft./20ft.)	300 (12")	5,838
3125407	100 KCA OG 300/SS/L	100 (4")	75 (3")	300 (12")	350 (14")	3m/6m(10ft./20ft.)	300 (12")	6,325
3125408	100 KCA OG 450/SS/L	100 (4")	75 (3")	450 (18")	500 (20")	3m/6m(10ft./20ft.)	300 (12")	7,058
3125409	100 KCA OG 600/SS/L	100 (4")	75 (3")	600 (24")	650 (26")	3m/6m(10ft./20ft.)	300 (12")	7,795
3125410	100 KCA OG 750/SS/L	100 (4")	75 (3")	750 (30")	800 (32")	3m/6m(10ft./20ft.)	300 (12")	8,528
3125411	100 KCA OG 900/SS/L	100 (4")	75 (3")	900 (36")	950 (38")	3m/6m(10ft./20ft.)	300 (12")	9,261
3125412	100 KCA OG 1000/SS/L	100 (4")	75 (3")	1000 (40")	1050 (42")	3m/6m(10ft./20ft.)	300 (12")	9,750
3125413	100 KCA OG 1100/SS/L	100 (4")	75 (3")	1100 (44")	1150 (46")	3m/6m(10ft./20ft.)	300 (12")	10,239

Standard manufacturing lengths are metric system. (Dimensions given in the parenthesis (inch and ft.) are for information.)

E-LINE KCA OG

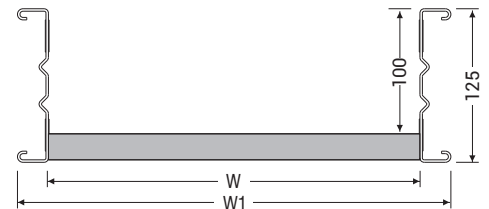
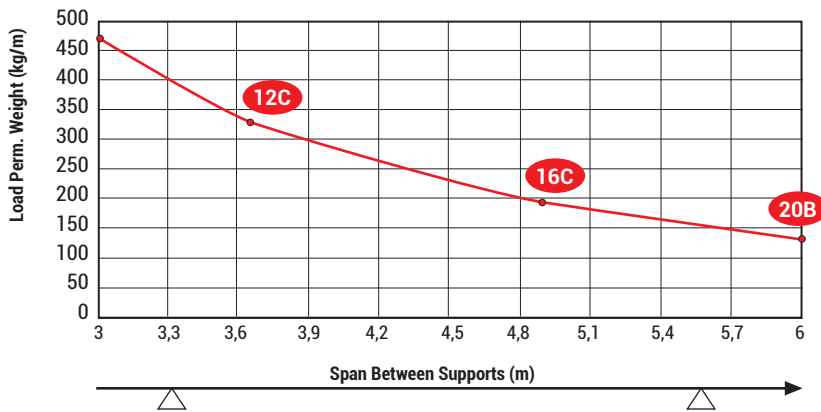
Straight

125 KCA OG "NEMA 20B Series STAINLESS STEEL 304/316L Cable Ladder"



- Overall Height (H) : 125mm (Loading depth: 100mm)
- Internal Widths (W) : 150mm, 200mm, 300mm, 450mm, 600mm, 750mm, 900mm, 1000mm, 1100mm
- Overall Widths : W+50
- Standard Rung Spacing : 300mm
- Standard Lengths (L) : 3 meter/6 meter

H125 SS NEMA VE-1 Class 20B



Safe working load values are based on simple beam test according to NEMA VE-1-2017 edition.
*Please check Page 160 for NEMA Class Designations.

125 KCA OG STAINLESS STEEL CABLE LADDER								
NEMA 20B	Description	DIMENSIONS						
		HEIGHT		WIDTH		LENGTH	RUNG	Weight
		Side Rail Height	Loading Depth	Internal Width (W)	Overall Width (W1)	Standard Length	Standard Rung Spacing	
Code		mm (inch.)	mm (inch.)	mm (inch.)	mm (inch.)	m (ft.)	mm (inch.)	(kg/mt)
3125414	125 KCA OG 150/SS/L	125 (5")	100 (4")	150 (6")	200 (8")	3m/6m(10ft./20ft.)	300 (12")	6,393
3125415	125 KCA OG 200/SS/L	125 (5")	100 (4")	200 (8")	250 (10")	3m/6m(10ft./20ft.)	300 (12")	6,640
3125416	125 KCA OG 300/SS/L	125 (5")	100 (4")	300 (12")	350 (14")	3m/6m(10ft./20ft.)	300 (12")	7,127
3125417	125 KCA OG 450/SS/L	125 (5")	100 (4")	450 (18")	500 (20")	3m/6m(10ft./20ft.)	300 (12")	7,860
3125418	125 KCA OG 600/SS/L	125 (5")	100 (4")	600 (24")	650 (26")	3m/6m(10ft./20ft.)	300 (12")	8,597
3125419	125 KCA OG 750/SS/L	125 (5")	100 (4")	750 (30")	800 (32")	3m/6m(10ft./20ft.)	300 (12")	9,330
3125420	125 KCA OG 900/SS/L	125 (5")	100 (4")	900 (36")	950 (38")	3m/6m(10ft./20ft.)	300 (12")	10,063
3125421	125 KCA OG 1000/SS/L	125 (5")	100 (4")	1000 (40")	1050 (42")	3m/6m(10ft./20ft.)	300 (12")	10,552
3125422	125 KCA OG 1100/SS/L	125 (5")	100 (4")	1100 (44")	1150 (46")	3m/6m(10ft./20ft.)	300 (12")	11,041

Standard manufacturing lengths are metric system. (Dimensions given in the parenthesis (inch and ft.) are for information.)

E-LINE KCA OG

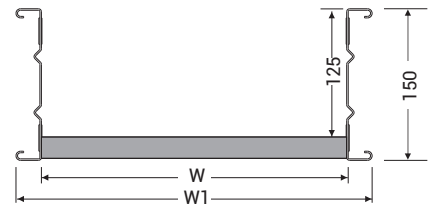

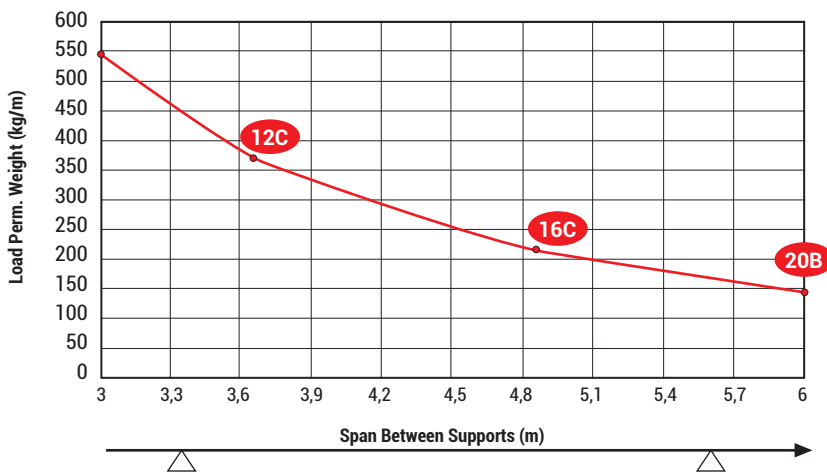
Straight



150 KCA OG "NEMA 20B Series STAINLESS STEEL 304/316L Cable Ladder"

- Overall Height (H) : 150mm (Loading depth: 125mm)
- Internal Widths (W) : 150mm, 200mm, 300mm, 450mm, 600mm, 750mm, 900mm, 1000mm, 1100mm
- Overall Widths : W+50
- Standard Rung Spacing : 300mm
- Standard Lengths (L) : 3 meter/6 meter

H150 SS NEMA VE-1 Class 20B



Safe working load values are based on simple beam test according to NEMA VE-1-2017 edition.
*Please check Page 160 for NEMA Class Designations.

150 KCA OG STAINLESS STEEL CABLE LADDER								
NEMA 20B	Description	DIMENSIONS						
		HEIGHT		WIDTH		LENGTH	RUNG	Weight
		Side Rail Height	Loading Depth	Internal Width (W)	Overall Width (W1)	Standard Length	Standard Rung Spacing	
Code		mm (inch.)	mm (inch.)	mm (inch.)	mm (inch.)	m (ft.)	mm (inch.)	(kg/mt)
3125423	150 KCA OG 150/SS/L	150 (6")	125 (5")	150 (6")	200 (8")	3m/6m(10ft./20ft.)	300 (12")	7,158
3125424	150 KCA OG 200/SS/L	150 (6")	125 (5")	200 (8")	250 (10")	3m/6m(10ft./20ft.)	300 (12")	7,403
3125425	150 KCA OG 300/SS/L	150 (6")	125 (5")	300 (12")	350 (14")	3m/6m(10ft./20ft.)	300 (12")	7,892
3125426	150 KCA OG 450/SS/L	150 (6")	125 (5")	450 (18")	500 (20")	3m/6m(10ft./20ft.)	300 (12")	8,626
3125427	150 KCA OG 600/SS/L	150 (6")	125 (5")	600 (24")	650 (26")	3m/6m(10ft./20ft.)	300 (12")	9,359
3125428	150 KCA OG 750/SS/L	150 (6")	125 (5")	750 (30")	800 (32")	3m/6m(10ft./20ft.)	300 (12")	10,093
3125429	150 KCA OG 900/SS/L	150 (6")	125 (5")	900 (36")	950 (38")	3m/6m(10ft./20ft.)	300 (12")	10,827
3125430	150 KCA OG 1000/SS/L	150 (6")	125 (5")	1000 (40")	1050 (42")	3m/6m(10ft./20ft.)	300 (12")	11,316
3125431	150 KCA OG 1100/SS/L	150 (6")	125 (5")	1100 (44")	1150 (46")	3m/6m(10ft./20ft.)	300 (12")	11,805

Standard manufacturing lengths are metric system. (Dimensions given in the parenthesis (inch and ft.) are for information.)

E-LINE KCA OG

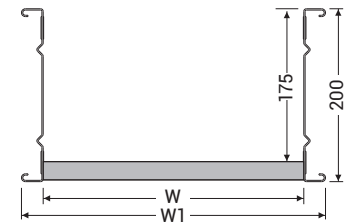
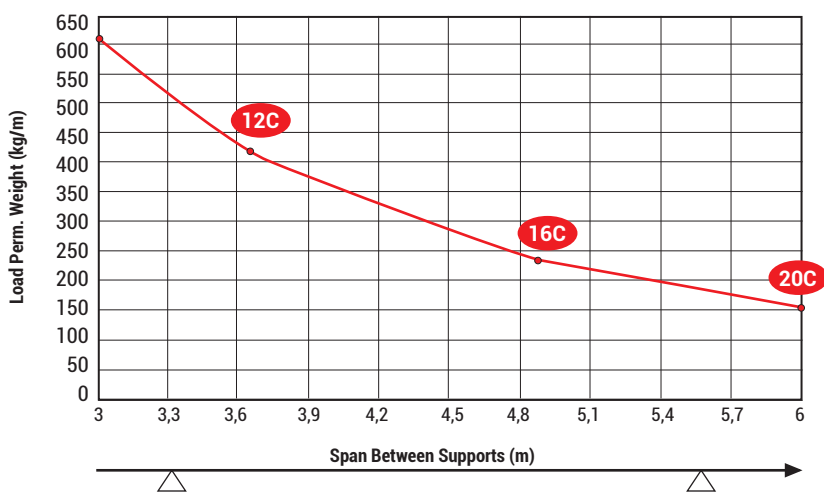
Straight

200 KCA OG "NEMA 20C Series STAINLESS STEEL 304/316L Steel Cable Ladder"



- Overall Height (H) : 200mm (Loading depth: 175mm)
- Internal Widths (W) : 200mm, 300mm, 450mm, 600mm, 750mm, 900mm, 1000mm, 1100mm
- Overall Widths : W+50
- Standard Lengths (L) : 300mm
- : 3 meter/6 meter

H200 SS NEMA VE-1 Class 20C



Safe working load values are based on simple beam test according to NEMA VE-1-2017 edition.
*Please check Page 160 for NEMA Class Designations.

200 KCA OG STAINLESS STEEL CABLE LADDER								
NEMA 20C	Description	DIMENSIONS						
		HEIGHT		WIDTH		LENGTH	RUNG	Weight
		Side Rail Height	Loading Depth	Internal Width (W)	Overall Width (W1)	Standard Length	Standard Rung Spacing	
Code		mm (inch.)	mm (inch.)	mm (inch.)	mm (inch.)	m (ft.)	mm (inch.)	(kg/mt)
3125432	200 KCA OG200/SS/L	200 (8")	175 (7")	200 (8")	250 (10")	3m/6m(10ft./20ft.)	300 (12")	9,392
3125433	200 KCA OG300/SS/L	200 (8")	175 (7")	300 (12")	350 (14")	3m/6m(10ft./20ft.)	300 (12")	9,882
3125434	200 KCA OG450/SS/L	200 (8")	175 (7")	450 (18")	500 (20")	3m/6m(10ft./20ft.)	300 (12")	10,615
3125435	200 KCA OG600/SS/L	200 (8")	175 (7")	600 (24")	650 (26")	3m/6m(10ft./20ft.)	300 (12")	11,349
3125436	200 KCA OG750/SS/L	200 (8")	175 (7")	750 (30")	800 (32")	3m/6m(10ft./20ft.)	300 (12")	12,083
3125437	200 KCA OG900/SS/L	200 (8")	175 (7")	900 (36")	950 (38")	3m/6m(10ft./20ft.)	300 (12")	12,817
3125438	200 KCA OG1000/SS/L	200 (8")	175 (7")	1000 (40")	1050 (42")	3m/6m(10ft./20ft.)	300 (12")	13,306
3125439	200 KCA OG1100/SS/L	200 (8")	175 (7")	1100 (44")	1150 (46")	3m/6m(10ft./20ft.)	300 (12")	13,795

Standard manufacturing lengths are metric system. (Dimensions given in the parenthesis (inch and ft.) are for information.)


E-LINE KCA OG

Straight




KCA OG Vertical Elbows are available in widths from 150mm to 1100mm and angles at 30, 45, 60 and 90 degree as standard. The standard radius are 300mm, 450mm, 600mm and 900mm.


- Integral Coupler is the main features which makes no need for additional joint.
- Rungs can be welded open face uppermost according to requirement.




DD30




DD45




DD60




DD90




ID30



ID45



ID60



ID90


E-LINE KCA OG

Straight




KCA OG Vertical Elbows are available in widths from 150mm to 1100mm and angles at 30, 45, 60 and 90 degree as standard. The standard radius are 300mm, 450mm, 600mm and 900mm.


- Integral Coupler is the main features which makes no need for additional joint.
- Rungs can be welded open face uppermost according to requirement.




YD30




YD45




YD60




YD90




DD30




ID30




DD45




ID45




DD60



ID60



DD90



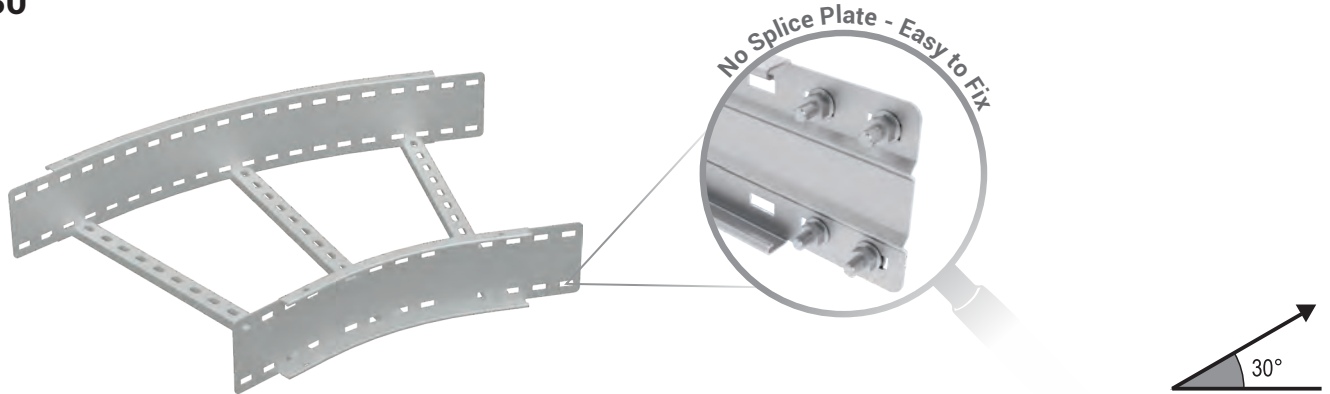
ID90

E-LINE KCA OG

Fittings YD30 Horizontal Elbow



YD30



Width (mm)	Radius (mm)	Description	Code				Weight (kg/pcs)			
			100	125	150	200	100	125	150	200
150	300	KCA OG150/YD30/Δ/300	3067124	3067133	3067142		2,288	3,422	3,904	
	450	KCA OG150/YD30/Δ/450	3067264	3067273	3067282		2,803	4,115	4,662	
	600	KCA OG150/YD30/Δ/600	3067404	3067413	3067422		3,134	4,626	5,237	
	900	KCA OG150/YD30/Δ/900	3067544	3067553	3067562		3,980	5,828	6,570	
200	300	KCA OG200/YD30/Δ/300	3067125	3067134	3067143	3067151	2,463	3,627	4,118	5,129
	450	KCA OG200/YD30/Δ/450	3067265	3067274	3067283	3067291	3,036	4,379	4,936	6,082
	600	KCA OG200/YD30/Δ/600	3067405	3067414	3067423	3067431	3,368	4,888	5,511	6,793
	900	KCA OG200/YD30/Δ/900	3067545	3067554	3067563	3067571	4,274	6,150	6,904	8,457
300	300	KCA OG300/YD30/Δ/300	3067126	3067135	3067144	3067152	2,808	4,032	4,546	5,602
	450	KCA OG300/YD30/Δ/450	3067266	3067275	3067284	3067292	3,500	4,902	5,480	6,673
	600	KCA OG300/YD30/Δ/600	3067406	3067415	3067424	3067432	3,832	5,412	6,056	7,383
	900	KCA OG300/YD30/Δ/900	3067546	3067555	3067564	3067572	4,854	6,791	7,566	9,164
450	300	KCA OG450/YD30/Δ/300	3067127	3067136	3067145	3067153	3,865	5,178	5,724	6,849
	450	KCA OG450/YD30/Δ/450	3067267	3067276	3067285	3067293	4,197	5,688	6,299	7,559
	600	KCA OG450/YD30/Δ/600	3067407	3067416	3067425	3067433	4,528	6,199	6,875	8,270
	900	KCA OG450/YD30/Δ/900	3067547	3067556	3067565	3067573	5,729	7,754	8,562	10,228
600	300	KCA OG600/YD30/Δ/300	3067128	3067137	3067146	3067154	5,276	6,677	7,256	8,448
	450	KCA OG600/YD30/Δ/450	3067268	3067277	3067286	3067294	5,606	7,187	7,831	9,159
	600	KCA OG600/YD30/Δ/600	3067408	3067417	3067426	3067434	5,938	7,698	8,406	9,869
	900	KCA OG600/YD30/Δ/900	3067548	3067557	3067566	3067574	7,554	9,668	10,508	12,242
750	300	KCA OG750/YD30/Δ/300	3067129	3067138	3067147	3067155	6,150	7,642	8,253	9,513
	450	KCA OG750/YD30/Δ/450	3067269	3067278	3067287	3067295	6,482	8,152	8,828	10,223
	600	KCA OG750/YD30/Δ/600	3067409	3067418	3067427	3067435	6,814	8,661	9,404	10,934
	900	KCA OG750/YD30/Δ/900	3067549	3067558	3067567	3067575	8,665	10,869	11,741	13,543
900	300	KCA OG900/YD30/Δ/300	3067130	3067139	3067148	3067156	7,026	8,606	9,250	10,578
	450	KCA OG900/YD30/Δ/450	3067270	3067279	3067288	3067296	7,358	9,116	9,825	11,288
	600	KCA OG900/YD30/Δ/600	3067410	3067419	3067428	3067436	9,114	11,051	11,825	13,423
	900	KCA OG900/YD30/Δ/900	3067550	3067559	3067568	3067576	9,777	12,070	12,976	14,845
1000	300	KCA OG1000/YD30/Δ/300	3067131	3067140	3067149	3067157	7,609	9,248	9,913	11,286
	450	KCA OG1000/YD30/Δ/450	3067271	3067280	3067289	3067297	7,940	9,758	10,489	11,997
	600	KCA OG1000/YD30/Δ/600	3067411	3067420	3067429	3067437	9,853	11,850	12,646	14,290
	900	KCA OG1000/YD30/Δ/900	3067551	3067560	3067569	3067577	10,517	12,869	13,796	15,711
1100	300	KCA OG1100/YD30/Δ/300	3067132	3067141	3067150	3067158	8,194	9,893	10,581	11,999
	450	KCA OG1100/YD30/Δ/450	3067272	3067281	3067290	3067298	8,526	10,403	11,155	12,709
	600	KCA OG1100/YD30/Δ/600	3067412	3067421	3067430	3067438	10,598	12,653	13,472	15,160
	900	KCA OG1100/YD30/Δ/900	3067552	3067561	3067570	3067578	11,261	13,673	14,621	16,581



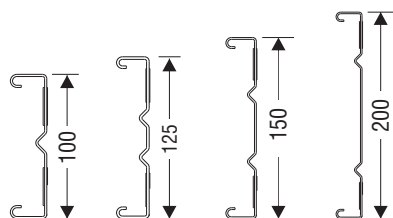
- 16 pcs M10X20 bolt set should be ordered.
- Δ : All products codes and weights given are in kilograms (kg) and are hot dip galvanized (HDG) finish.
- To obtain the appropriate component weight in other finishes, multiply the given weight by the below finish factors.
- Finish factor: HDG (ISO En1461) = (HDG):1 / Stainless Steel = (SS) 0.94

• Please indicate order code in your orders. • Please contact us for special modules.
 • Material weights may vary by ± 10%

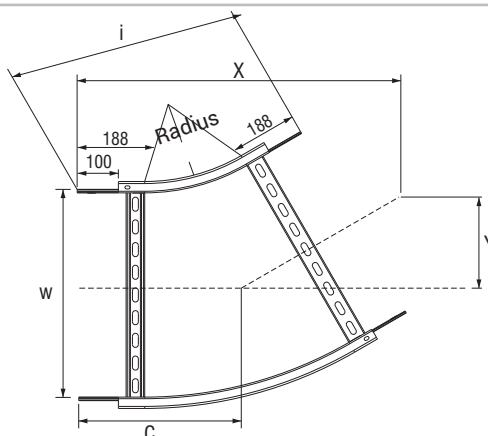
E-LINE KCA OG

Fittings YD30 Horizontal Elbow

Siderail:



2 mm Standard thickness



Fitting shown for illustration purposes only. The rung layout shown is typical and will vary on each fitting, depending on width and radius.

Description	No. of Rungs	Dimensions (mm)			
		X	Y	I	C
KCA OG150/YD30/Δ/300	2	539	144	518	289
KCA OG150/YD30/Δ/450	2	614	165	596	329
KCA OG150/YD30/Δ/600	2	689	185	673	369
KCA OG150/YD30/Δ/900	3	839	225	829	449
KCA OG200/YD30/Δ/300	2	552	148	518	296
KCA OG200/YD30/Δ/450	2	626	168	596	335
KCA OG200/YD30/Δ/600	2	701	188	673	375
KCA OG200/YD30/Δ/900	3	864	232	829	462
KCA OG300/YD30/Δ/300	2	577	155	518	309
KCA OG300/YD30/Δ/450	2	651	175	596	349
KCA OG300/YD30/Δ/600	2	726	195	673	389
KCA OG300/YD30/Δ/900	3	889	238	829	476
KCA OG450/YD30/Δ/300	2	614	165	518	329
KCA OG450/YD30/Δ/450	2	689	185	596	369
KCA OG450/YD30/Δ/600	2	764	205	673	409
KCA OG450/YD30/Δ/900	3	926	248	829	496
KCA OG600/YD30/Δ/300	2	651	175	518	349
KCA OG600/YD30/Δ/450	2	728	196	596	389
KCA OG600/YD30/Δ/600	2	801	215	673	429
KCA OG600/YD30/Δ/900	3	964	258	829	516
KCA OG750/YD30/Δ/300	2	689	185	518	369
KCA OG750/YD30/Δ/450	2	766	206	596	409
KCA OG750/YD30/Δ/600	2	838	225	673	449
KCA OG750/YD30/Δ/900	3	1001	268	829	536
KCA OG900/YD30/Δ/300	2	726	195	518	389
KCA OG900/YD30/Δ/450	2	803	216	596	429
KCA OG900/YD30/Δ/600	2	876	235	673	469
KCA OG900/YD30/Δ/900	3	1039	278	829	556
KCA OG1000/YD30/Δ/300	2	752	202	518	403
KCA OG1000/YD30/Δ/450	2	829	223	596	443
KCA OG1000/YD30/Δ/600	2	901	241	673	483
KCA OG1000/YD30/Δ/900	3	1064	285	829	569
KCA OG1100/YD30/Δ/300	2	777	208	518	416
KCA OG1100/YD30/Δ/450	2	854	230	596	456
KCA OG1100/YD30/Δ/600	2	926	248	673	496
KCA OG1100/YD30/Δ/900	3	1089	292	829	582

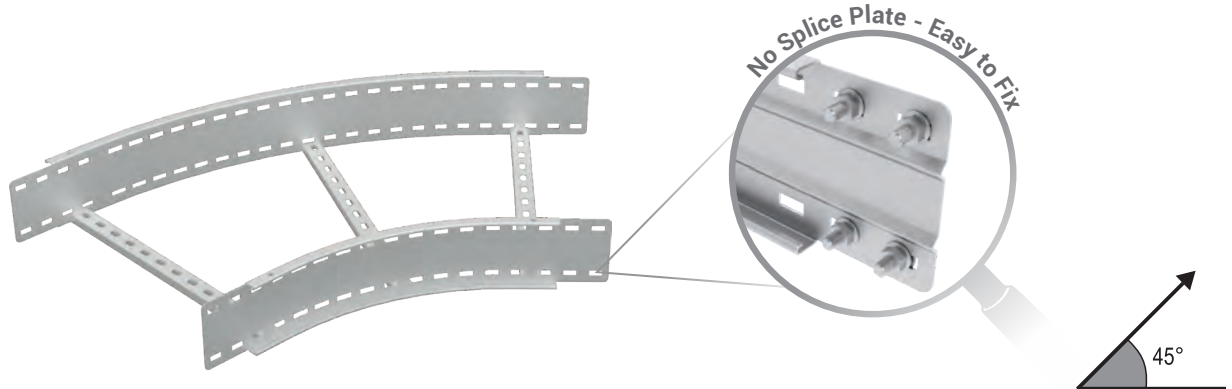
• Please check page "65" for the cover selection.

E-LINE KCA OG

Fittings YD45 Horizontal Elbow



YD45



Width (mm)	Radius (mm)	Description	Code				Weight (kg/pcs)			
			100	125	150	200	100	125	150	200
150	300	KCA OG150/YD45/Δ/300	3067159	3067168	3067177		2,885	4,243	4,806	
	450	KCA OG150/YD45/Δ/450	3067299	3067308	3067317		3,381	5,007	5,668	
	600	KCA OG150/YD45/Δ/600	3067439	3067448	3067457		3,880	5,773	6,531	
	900	KCA OG150/YD45/Δ/900	3067579	3067588	3067597		5,057	7,484	8,438	
200	300	KCA OG200/YD45/Δ/300	3067160	3067169	3067178	3067186	3,146	4,547	5,127	6,318
	450	KCA OG200/YD45/Δ/450	3067300	3067309	3067318	3067326	3,642	5,313	5,991	7,385
	600	KCA OG200/YD45/Δ/600	3067440	3067449	3067458	3067466	4,382	6,321	7,095	8,694
	900	KCA OG200/YD45/Δ/900	3067580	3067589	3067598	3067606	5,377	7,850	8,820	10,826
300	300	KCA OG300/YD45/Δ/300	3067161	3067170	3067179	3067187	3,665	5,156	5,768	7,028
	450	KCA OG300/YD45/Δ/450	3067301	3067310	3067319	3067327	4,161	5,921	6,631	8,094
	600	KCA OG300/YD45/Δ/600	3067441	3067450	3067459	3067467	5,019	7,047	7,853	9,521
	900	KCA OG300/YD45/Δ/900	3067581	3067590	3067599	3067607	6,014	8,576	9,578	11,652
450	300	KCA OG450/YD45/Δ/300	3067162	3067171	3067180	3067188	4,445	6,070	6,731	8,092
	450	KCA OG450/YD45/Δ/450	3067302	3067311	3067320	3067328	4,941	6,835	7,593	9,159
	600	KCA OG450/YD45/Δ/600	3067442	3067451	3067460	3067468	5,977	8,137	8,993	10,761
	900	KCA OG450/YD45/Δ/900	3067582	3067591	3067600	3067608	7,509	10,204	11,254	13,431
600	300	KCA OG600/YD45/Δ/300	3067163	3067172	3067181	3067189	5,938	7,697	8,406	9,869
	450	KCA OG600/YD45/Δ/450	3067303	3067312	3067321	3067329	7,385	9,413	10,220	11,887
	600	KCA OG600/YD45/Δ/600	3067443	3067452	3067461	3067469	7,884	10,178	11,083	12,954
	900	KCA OG600/YD45/Δ/900	3067583	3067592	3067601	3067609	9,830	12,660	13,760	16,037
750	300	KCA OG750/YD45/Δ/300	3067164	3067173	3067182	3067190	6,896	8,788	9,547	11,111
	450	KCA OG750/YD45/Δ/450	3067304	3067313	3067322	3067330	8,580	10,742	11,597	13,366
	600	KCA OG750/YD45/Δ/600	3067444	3067453	3067462	3067470	9,079	11,507	12,460	14,433
	900	KCA OG750/YD45/Δ/900	3067584	3067593	3067602	3067610	11,262	14,224	15,374	17,753
900	300	KCA OG900/YD45/Δ/300	3067165	3067174	3067183	3067191	9,279	11,305	12,112	13,779
	450	KCA OG900/YD45/Δ/450	3067305	3067314	3067323	3067331	9,776	12,070	12,975	14,846
	600	KCA OG900/YD45/Δ/600	3067445	3067454	3067463	3067471	10,273	12,836	13,838	15,912
	900	KCA OG900/YD45/Δ/900	3067585	3067594	3067603	3067611	12,693	15,789	16,987	19,468
1000	300	KCA OG1000/YD45/Δ/300	3067166	3067175	3067184	3067192	10,074	12,189	13,030	14,763
	450	KCA OG1000/YD45/Δ/450	3067306	3067315	3067324	3067332	10,570	12,955	13,892	15,830
	600	KCA OG1000/YD45/Δ/600	3067446	3067455	3067464	3067472	12,650	15,302	16,336	18,478
	900	KCA OG1000/YD45/Δ/900	3067586	3067595	3067604	3067612	13,644	16,831	18,061	20,610
1100	300	KCA OG1100/YD45/Δ/300	3067167	3067176	3067185	3067193	10,874	13,078	13,950	15,752
	450	KCA OG1100/YD45/Δ/450	3067307	3067316	3067325	3067333	11,370	13,844	14,813	16,819
	600	KCA OG1100/YD45/Δ/600	3067447	3067456	3067465	3067473	13,607	16,348	17,415	19,625
	900	KCA OG1100/YD45/Δ/900	3067587	3067596	3067605	3067613	14,603	17,878	19,141	21,757



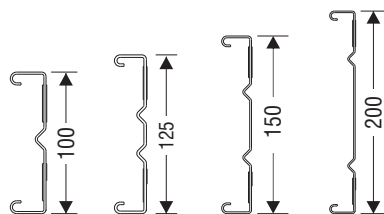
- 16 pcs M10X20 bolt set should be ordered.
- Δ : All products codes and weights given are in kilograms (kg) and are hot dip galvanized (HDG) finish.
- To obtain the appropriate component weight in other finishes, multiply the given weight by the below finish factors.
- Finish factor: HDG (ISO En1461) = (HDG):1 / Stainless Steel = (SS) 0.94

• Please indicate order code in your orders. • Please contact us for special modules.
 • Material weights may vary by ± 10%

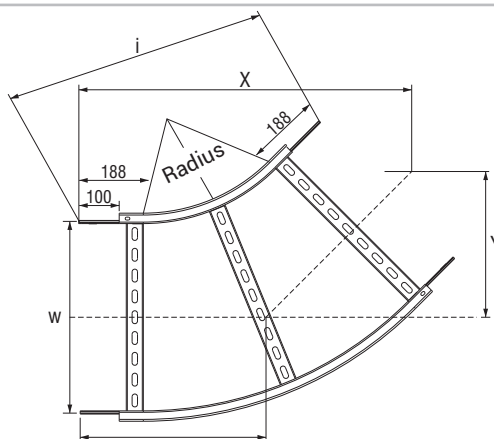
E-LINE KCA OG

Fittings YD45 Horizontal Elbow

Siderail:



2 mm Standard thickness



Fitting shown for illustration purposes only. The rung layout shown is typical and will vary on each fitting, depending on width and radius.

Description	No. of Rungs	Dimensions (mm)			
		X	Y	I	C
KCA OG150/YD45/Δ/300	2	587	244	576	344
KCA OG150/YD45/Δ/450	3	693	288	691	406
KCA OG150/YD45/Δ/600	3	800	332	807	468
KCA OG150/YD45/Δ/900	3	1012	419	1036	592
KCA OG200/YD45/Δ/300	2	604	251	576	354
KCA OG200/YD45/Δ/450	3	711	295	691	416
KCA OG200/YD45/Δ/600	3	817	339	807	478
KCA OG200/YD45/Δ/900	3	1029	426	1036	602
KCA OG300/YD45/Δ/300	2	640	266	576	375
KCA OG300/YD45/Δ/450	3	746	310	691	437
KCA OG300/YD45/Δ/600	3	852	353	807	499
KCA OG300/YD45/Δ/900	3	1064	440	1036	623
KCA OG450/YD45/Δ/300	2	693	288	576	406
KCA OG450/YD45/Δ/450	3	799	332	691	468
KCA OG450/YD45/Δ/600	3	905	375	807	530
KCA OG450/YD45/Δ/900	3	1118	462	1036	654
KCA OG600/YD45/Δ/300	2	747	310	576	437
KCA OG600/YD45/Δ/450	3	853	355	691	499
KCA OG600/YD45/Δ/600	3	957	397	807	561
KCA OG600/YD45/Δ/900	3	1170	484	1036	685
KCA OG750/YD45/Δ/300	2	800	333	576	469
KCA OG750/YD45/Δ/450	3	906	377	691	530
KCA OG750/YD45/Δ/600	3	1010	418	807	592
KCA OG750/YD45/Δ/900	3	1224	506	1036	716
KCA OG900/YD45/Δ/300	2	853	355	576	499
KCA OG900/YD45/Δ/450	3	960	399	691	561
KCA OG900/YD45/Δ/600	3	1063	439	807	623
KCA OG900/YD45/Δ/900	3	1277	528	1036	747
KCA OG1000/YD45/Δ/300	2	889	370	576	520
KCA OG1000/YD45/Δ/450	3	995	414	691	582
KCA OG1000/YD45/Δ/600	3	1098	454	807	644
KCA OG1000/YD45/Δ/900	3	1312	543	1036	767
KCA OG1100/YD45/Δ/300	2	924	384	576	541
KCA OG1100/YD45/Δ/450	3	1031	429	691	603
KCA OG1100/YD45/Δ/600	3	1133	469	807	664
KCA OG1100/YD45/Δ/900	3	1348	557	1036	788

• Please check page "66" for the cover selection.


- Please indicate order code in your orders.
- Please contact us for special modules.
- Material weights may vary by ± 10%

E-LINE KCA OG

Fittings YD60 Horizontal Elbow



YD60



Width (mm)	Radius (mm)	Description	Code				Weight (kg/pcs)			
			100	125	150	200	100	125	150	200
150	300	KCA OG150/YD60/Δ/300	3067194	3067203	3067212		3,299	4,881	5,524	
	450	KCA OG150/YD60/Δ/450	3067334	3067343	3067352		3,962	5,899	6,675	
	600	KCA OG150/YD60/Δ/600	3067474	3067483	3067492		4,808	7,103	8,007	
	900	KCA OG150/YD60/Δ/900	3067614	3067623	3067632		6,318	9,325	10,491	
200	300	KCA OG200/YD60/Δ/300	3067195	3067204	3067213	3067221	3,588	5,228	5,895	7,268
	450	KCA OG200/YD60/Δ/450	3067335	3067344	3067353	3067361	4,493	6,490	7,286	8,931
	600	KCA OG200/YD60/Δ/600	3067475	3067484	3067493	3067501	5,157	7,511	8,436	10,352
	900	KCA OG200/YD60/Δ/900	3067615	3067624	3067633	3067641	6,725	9,792	10,979	13,437
300	300	KCA OG300/YD60/Δ/300	3067196	3067205	3067214	3067222	4,162	5,921	6,631	8,094
	450	KCA OG300/YD60/Δ/450	3067336	3067345	3067354	3067362	5,185	7,301	8,141	9,875
	600	KCA OG300/YD60/Δ/600	3067476	3067485	3067494	3067502	5,848	8,322	9,291	11,297
	900	KCA OG300/YD60/Δ/900	3067616	3067625	3067634	3067642	7,535	10,721	11,950	14,499
450	300	KCA OG450/YD60/Δ/300	3067197	3067206	3067215	3067223	5,025	6,963	7,737	9,336
	450	KCA OG450/YD60/Δ/450	3067337	3067346	3067355	3067363	6,225	8,520	9,425	11,295
	600	KCA OG450/YD60/Δ/600	3067477	3067486	3067495	3067503	6,888	9,539	10,574	12,716
	900	KCA OG450/YD60/Δ/900	3067617	3067626	3067635	3067643	9,289	12,653	13,948	16,632
600	300	KCA OG600/YD60/Δ/300	3067198	3067207	3067216	3067224	7,552	9,669	10,508	12,243
	450	KCA OG600/YD60/Δ/450	3067338	3067347	3067356	3067364	8,215	10,688	11,659	13,664
	600	KCA OG600/YD60/Δ/600	3067478	3067487	3067496	3067504	9,830	12,660	13,759	16,037
	900	KCA OG600/YD60/Δ/900	3067618	3067627	3067636	3067644	12,109	15,651	17,012	19,831
750	300	KCA OG750/YD60/Δ/300	3067199	3067208	3067217	3067225	8,830	11,124	12,030	13,900
	450	KCA OG750/YD60/Δ/450	3067339	3067348	3067357	3067365	9,493	12,144	13,179	15,321
	600	KCA OG750/YD60/Δ/600	3067479	3067488	3067497	3067505	11,345	14,353	15,517	17,930
	900	KCA OG750/YD60/Δ/900	3067619	3067628	3067637	3067645	13,859	17,580	19,006	21,960
900	300	KCA OG900/YD60/Δ/300	3067200	3067209	3067218	3067226	10,108	12,581	13,550	15,556
	450	KCA OG900/YD60/Δ/450	3067340	3067349	3067358	3067366	12,195	15,025	16,125	18,402
	600	KCA OG900/YD60/Δ/600	3067480	3067489	3067498	3067506	12,859	16,045	17,274	19,823
	900	KCA OG900/YD60/Δ/900	3067620	3067629	3067638	3067646	15,610	19,509	21,000	24,090
1000	300	KCA OG1000/YD60/Δ/300	3067201	3067210	3067219	3067227	10,958	13,550	14,563	16,660
	450	KCA OG1000/YD60/Δ/450	3067341	3067350	3067359	3067367	13,202	16,151	17,295	19,663
	600	KCA OG1000/YD60/Δ/600	3067481	3067490	3067499	3067507	13,866	17,171	18,445	21,084
	900	KCA OG1000/YD60/Δ/900	3067621	3067630	3067639	3067647	16,775	20,793	22,327	25,508
1100	300	KCA OG1100/YD60/Δ/300	3067202	3067211	3067220	3067228	13,553	16,264	17,321	19,506
	450	KCA OG1100/YD60/Δ/450	3067342	3067351	3067360	3067368	14,216	17,283	18,470	20,929
	600	KCA OG1100/YD60/Δ/600	3067482	3067491	3067500	3067508	16,620	20,043	21,360	24,090
	900	KCA OG1100/YD60/Δ/900	3067622	3067631	3067640	3067648	19,686	23,824	25,401	28,673



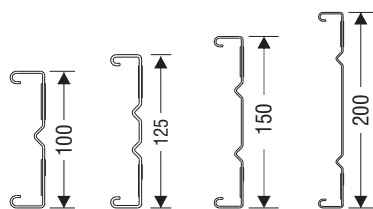
- 16 pcs M10X20 bolt set should be ordered.
- Δ : All products codes and weights given are in kilograms (kg) and are hot dip galvanized (HDG) finish.
- To obtain the appropriate component weight in other finishes, multiply the given weight by the below finish factors.
- Finish factor: HDG (ISO En1461) = (HDG):1 / Stainless Steel = (SS) 0.94

• Please indicate order code in your orders. • Please contact us for special modules.
 • Material weights may vary by ± 10%

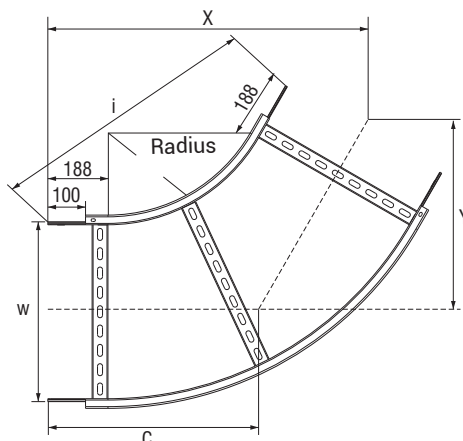
E-LINE KCA OG

Fittings YD60 Horizontal Elbow

Siderail:



2 mm Standard thickness



Fitting shown for illustration purposes only. The rung layout shown is typical and will vary on each fitting, depending on width and radius.

Description	No. of Rungs	Dimensions (mm)			
		X	Y	I	C
KCA OG150/YD60/Δ/300	2	608	351	625	405
KCA OG150/YD60/Δ/450	3	738	426	715	492
KCA OG150/YD60/Δ/600	3	868	502	952	579
KCA OG150/YD60/Δ/900	4	1128	651	1125	752
KCA OG200/YD60/Δ/300	2	629	363	625	419
KCA OG200/YD60/Δ/450	3	759	438	715	506
KCA OG200/YD60/Δ/600	3	889	514	952	593
KCA OG200/YD60/Δ/900	4	1149	663	1125	766
KCA OG300/YD60/Δ/300	2	672	388	625	448
KCA OG300/YD60/Δ/450	3	802	463	715	535
KCA OG300/YD60/Δ/600	3	933	539	952	622
KCA OG300/YD60/Δ/900	4	1193	688	1125	795
KCA OG450/YD60/Δ/300	2	737	425	625	491
KCA OG450/YD60/Δ/450	3	867	500	715	578
KCA OG450/YD60/Δ/600	3	998	577	952	665
KCA OG450/YD60/Δ/900	4	1258	726	1125	838
KCA OG600/YD60/Δ/300	2	802	463	625	534
KCA OG600/YD60/Δ/450	3	932	537	715	621
KCA OG600/YD60/Δ/600	3	1063	614	952	709
KCA OG600/YD60/Δ/900	4	1323	763	1125	881
KCA OG750/YD60/Δ/300	2	867	500	625	578
KCA OG750/YD60/Δ/450	3	997	574	715	665
KCA OG750/YD60/Δ/600	3	1128	652	952	752
KCA OG750/YD60/Δ/900	4	1388	801	1125	925
KCA OG900/YD60/Δ/300	2	932	538	625	621
KCA OG900/YD60/Δ/450	3	1061	611	715	708
KCA OG900/YD60/Δ/600	3	1193	690	952	795
KCA OG900/YD60/Δ/900	4	1453	839	1125	968
KCA OG1000/YD60/Δ/300	2	975	563	625	650
KCA OG1000/YD60/Δ/450	3	1104	636	715	737
KCA OG1000/YD60/Δ/600	3	1236	715	952	824
KCA OG1000/YD60/Δ/900	4	1496	864	1125	997
KCA OG1100/YD60/Δ/300	2	1019	588	625	679
KCA OG1100/YD60/Δ/450	3	1148	661	715	766
KCA OG1100/YD60/Δ/600	3	1279	740	952	853
KCA OG1100/YD60/Δ/900	4	1540	889	1125	1026

• Please check page "67" for the cover selection.

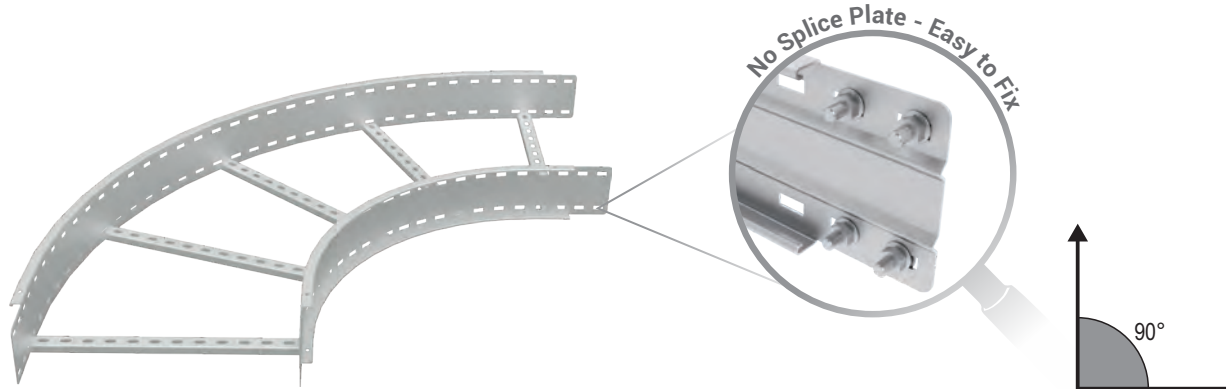
- Please indicate order code in your orders.
- Please contact us for special modules.
- Material weights may vary by ± 10%

E-LINE KCA OG

Fittings YD60 Horizontal Elbow



YD90



Width (mm)	Radius (mm)	Description	Code				Weight (kg/pcs)			
			100	125	150	200	100	125	150	200
150	300	KCA OG150/YD90/Δ/300	3067229	3067238	3067247		4,329	6,360	7,181	
	450	KCA OG150/YD90/Δ/450	3067369	3067378	3067387		5,324	7,890	8,888	
	600	KCA OG150/YD90/Δ/600	3067509	3067518	3067527		6,487	9,585	10,783	
	900	KCA OG150/YD90/Δ/900	3067649	3067658	3067667		8,659	12,828	14,411	
200	300	KCA OG200/YD90/Δ/300	3067230	3067239	3067248	3067256	4,732	6,853	7,707	9,426
	450	KCA OG200/YD90/Δ/450	3067370	3067379	3067388	3067396	5,727	8,383	9,413	11,558
	600	KCA OG200/YD90/Δ/600	3067510	3067519	3067528	3067536	6,950	10,138	11,367	13,911
	900	KCA OG200/YD90/Δ/900	3067650	3067659	3067668	3067676	9,423	13,682	15,298	18,659
300	300	KCA OG300/YD90/Δ/300	3067231	3067240	3067249	3067257	5,535	7,833	8,753	10,607
	450	KCA OG300/YD90/Δ/450	3067371	3067380	3067389	3067397	6,890	9,724	10,819	13,099
	600	KCA OG300/YD90/Δ/600	3067511	3067520	3067529	3067537	7,870	11,235	12,531	15,210
	900	KCA OG300/YD90/Δ/900	3067651	3067660	3067669	3067677	10,579	15,015	16,697	20,194
450	300	KCA OG450/YD90/Δ/300	3067232	3067241	3067250	3067258	6,741	9,307	10,324	12,382
	450	KCA OG450/YD90/Δ/450	3067372	3067381	3067390	3067398	8,273	11,374	12,566	15,050
	600	KCA OG450/YD90/Δ/600	3067512	3067521	3067530	3067538	9,789	13,423	14,816	17,699
	900	KCA OG450/YD90/Δ/900	3067652	3067661	3067670	3067678	12,316	17,020	18,799	22,499
600	300	KCA OG600/YD90/Δ/300	3067233	3067242	3067251	3067259	9,849	12,682	13,796	16,058
	450	KCA OG600/YD90/Δ/450	3067373	3067382	3067391	3067399	10,844	14,213	15,502	18,191
	600	KCA OG600/YD90/Δ/600	3067513	3067522	3067531	3067539	12,775	16,676	18,168	21,253
	900	KCA OG600/YD90/Δ/900	3067653	3067662	3067671	3067679	15,717	20,688	22,564	26,468
750	300	KCA OG750/YD90/Δ/300	3067234	3067243	3067252	3067260	11,529	14,630	15,841	18,307
	450	KCA OG750/YD90/Δ/450	3067374	3067383	3067392	3067400	13,712	17,348	18,736	21,627
	600	KCA OG750/YD90/Δ/600	3067514	3067523	3067532	3067540	14,692	18,861	20,449	23,738
	900	KCA OG750/YD90/Δ/900	3067654	3067663	3067672	3067680	19,058	24,297	26,270	30,378
900	300	KCA OG900/YD90/Δ/300	3067235	3067244	3067253	3067261	13,209	16,577	17,887	20,556
	450	KCA OG900/YD90/Δ/450	3067375	3067384	3067393	3067401	15,628	19,533	21,018	24,112
	600	KCA OG900/YD90/Δ/600	3067515	3067524	3067533	3067541	18,033	22,469	24,155	27,647
	900	KCA OG900/YD90/Δ/900	3067655	3067664	3067673	3067681	21,447	26,953	29,026	33,337
1000	300	KCA OG1000/YD90/Δ/300	3067236	3067245	3067254	3067262	15,908	19,456	20,830	23,635
	450	KCA OG1000/YD90/Δ/450	3067376	3067385	3067394	3067402	16,903	20,986	22,537	25,766
	600	KCA OG1000/YD90/Δ/600	3067516	3067525	3067534	3067542	19,465	24,080	25,831	29,459
	900	KCA OG1000/YD90/Δ/900	3067656	3067665	3067674	3067682	24,619	30,304	32,440	36,887
1100	300	KCA OG1100/YD90/Δ/300	3067237	3067246	3067255	3067263	17,191	20,917	22,355	25,296
	450	KCA OG1100/YD90/Δ/450	3067377	3067386	3067395	3067403	19,926	24,187	25,803	29,168
	600	KCA OG1100/YD90/Δ/600	3067517	3067526	3067535	3067543	20,906	25,698	27,515	31,279
	900	KCA OG1100/YD90/Δ/900	3067657	3067666	3067675	3067683	26,376	32,239	34,441	39,024



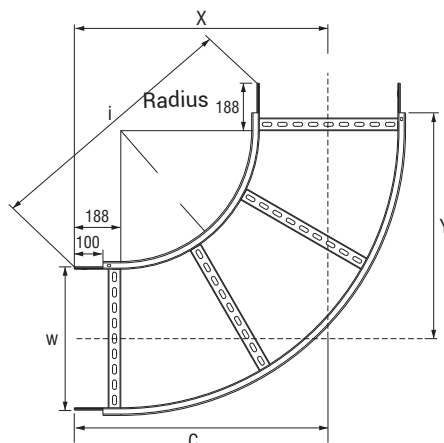
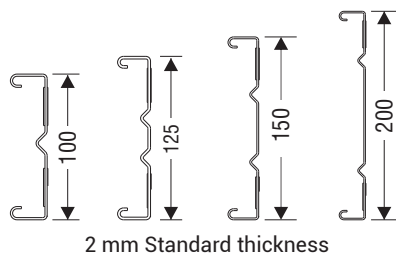
- 16 pcs M10X20 bolt set should be ordered.
- Δ : All products codes and weights given are in kilograms (kg) and are hot dip galvanized (HDG) finish.
- To obtain the appropriate component weight in other finishes, multiply the given weight by the below finish factors.
- Finish factor: HDG (ISO En1461) = (HDG):1 / Stainless Steel = (SS) 0.94

• Please indicate order code in your orders. • Please contact us for special modules.
 • Material weights may vary by ± 10%

E-LINE KCA OG

Fittings YD60 Horizontal Elbow

Siderail:



Fitting shown for illustration purposes only. The rung layout shown is typical and will vary on each fitting, depending on width and radius.

Description	No. of Rungs	Dimensions (mm)			
		X	Y	I	C
KCA OG150/YD90/Δ/300	3	565	565	690	565
KCA OG150/YD90/Δ/450	4	715	715	902	715
KCA OG150/YD90/Δ/600	4	865	865	1114	865
KCA OG150/YD90/Δ/900	5	1165	1165	1538	1165
KCA OG200/YD90/Δ/300	3	590	590	690	590
KCA OG200/YD90/Δ/450	4	740	740	902	740
KCA OG200/YD90/Δ/600	4	890	890	1114	890
KCA OG200/YD90/Δ/900	5	1190	1190	1538	1190
KCA OG300/YD90/Δ/300	3	640	640	690	640
KCA OG300/YD90/Δ/450	4	790	790	902	790
KCA OG300/YD90/Δ/600	4	940	940	1114	940
KCA OG300/YD90/Δ/900	5	1240	1240	1538	1240
KCA OG450/YD90/Δ/300	3	715	715	690	715
KCA OG450/YD90/Δ/450	4	865	865	902	865
KCA OG450/YD90/Δ/600	4	1015	1015	1114	1015
KCA OG450/YD90/Δ/900	5	1315	1315	1538	1315
KCA OG600/YD90/Δ/300	3	790	790	690	1465
KCA OG600/YD90/Δ/450	4	940	940	902	1660
KCA OG600/YD90/Δ/600	4	1090	1090	1114	1855
KCA OG600/YD90/Δ/900	5	1390	1390	1538	2050
KCA OG750/YD90/Δ/300	3	865	865	690	865
KCA OG750/YD90/Δ/450	4	1015	1015	902	1015
KCA OG750/YD90/Δ/600	4	1165	1165	1114	1165
KCA OG750/YD90/Δ/900	5	1465	1465	1538	1465
KCA OG900/YD90/Δ/300	3	940	940	690	940
KCA OG900/YD90/Δ/450	4	1090	1090	902	1090
KCA OG900/YD90/Δ/600	4	1240	1240	1114	1240
KCA OG900/YD90/Δ/900	5	1540	1540	1538	1540
KCA OG1000/YD90/Δ/300	3	990	990	690	990
KCA OG1000/YD90/Δ/450	4	1140	1140	902	1140
KCA OG1000/YD90/Δ/600	4	1290	1290	1114	1290
KCA OG1000/YD90/Δ/900	5	1590	1590	1538	1590
KCA OG1100/YD90/Δ/300	3	1040	1040	690	1040
KCA OG1100/YD90/Δ/450	4	1190	1190	902	1190
KCA OG1100/YD90/Δ/600	4	1340	1340	1114	1340
KCA OG1100/YD90/Δ/900	5	1640	1640	1538	1640

• Please check page "68" for the cover selection.

- Please indicate order code in your orders.
- Please contact us for special modules.
- Material weights may vary by ± 10%

E-LINE KCA OG


Fittings DD30 Vertical Outside Elbow



DD30



Fitting shown for illustration purposes only. The rung layout shown is typical and will vary on each fitting, depending on width and radius.



Width (mm)	Radius (mm)	Description	Code				Weight (kg/pcs)			
			100	125	150	200	100	125	150	200
150	300	KCA OG150/DD30/Δ/300	3068244	3068253	3068262		2,151	2,687	3,145	
	450	KCA OG150/DD30/Δ/450	3068384	3068393	3068402		2,615	3,185	3,682	
	600	KCA OG150/DD30/Δ/600	3068524	3068533	3068542		2,973	3,603	4,282	
	900	KCA OG150/DD30/Δ/900	3068664	3068673	3068682		4,245	5,175	5,488	
200	300	KCA OG200/DD30/Δ/300	3068245	3068254	3068263	3068271	2,212	2,749	3,207	4,170
	450	KCA OG200/DD30/Δ/450	3068385	3068394	3068403	3068411	2,676	3,246	3,743	4,806
	600	KCA OG200/DD30/Δ/600	3068525	3068534	3068543	3068551	3,035	3,664	4,344	5,613
	900	KCA OG200/DD30/Δ/900	3068665	3068674	3068683	3068691	4,430	5,360	5,673	7,472
300	300	KCA OG300/DD30/Δ/300	3068246	3068255	3068264	3068272	2,338	2,874	3,332	4,296
	450	KCA OG300/DD30/Δ/450	3068386	3068395	3068404	3068412	2,802	3,372	3,869	4,931
	600	KCA OG300/DD30/Δ/600	3068526	3068535	3068544	3068552	3,160	3,790	4,469	5,739
	900	KCA OG300/DD30/Δ/900	3068666	3068675	3068684	3068692	4,806	5,736	6,049	7,849
450	300	KCA OG450/DD30/Δ/300	3068247	3068256	3068265	3068273	2,523	3,060	3,518	4,481
	450	KCA OG450/DD30/Δ/450	3068387	3068396	3068405	3068413	2,988	3,557	4,055	5,117
	600	KCA OG450/DD30/Δ/600	3068527	3068536	3068545	3068553	3,346	3,975	4,655	5,925
	900	KCA OG450/DD30/Δ/900	3068667	3068676	3068685	3068693	5,364	6,294	6,607	8,406
600	300	KCA OG600/DD30/Δ/300	3068248	3068257	3068266	3068274	2,710	3,247	3,705	4,668
	450	KCA OG600/DD30/Δ/450	3068388	3068397	3068406	3068414	3,175	3,744	4,242	5,304
	600	KCA OG600/DD30/Δ/600	3068528	3068537	3068546	3068554	3,533	4,162	4,842	6,112
	900	KCA OG600/DD30/Δ/900	3068668	3068677	3068686	3068694	5,925	6,855	7,168	8,967
750	300	KCA OG750/DD30/Δ/300	3068249	3068258	3068267	3068275	3,164	3,700	4,158	5,122
	450	KCA OG750/DD30/Δ/450	3068389	3068398	3068407	3068415	3,628	4,198	4,695	5,757
	600	KCA OG750/DD30/Δ/600	3068529	3068538	3068547	3068555	3,986	4,616	5,295	6,565
	900	KCA OG750/DD30/Δ/900	3068669	3068678	3068687	3068695	7,284	8,214	8,527	10,327
900	300	KCA OG900/DD30/Δ/300	3068250	3068259	3068268	3068276	3,403	3,940	4,398	5,361
	450	KCA OG900/DD30/Δ/450	3068390	3068399	3068408	3068416	3,868	4,437	4,935	5,997
	600	KCA OG900/DD30/Δ/600	3068530	3068539	3068548	3068556	4,226	4,855	5,535	6,805
	900	KCA OG900/DD30/Δ/900	3068670	3068679	3068688	3068696	8,004	8,934	9,247	11,046
1000	300	KCA OG1000/DD30/Δ/300	3068251	3068260	3068269	3068277	3,563	4,100	4,557	5,521
	450	KCA OG1000/DD30/Δ/450	3068391	3068400	3068409	3068417	4,027	4,597	5,094	6,157
	600	KCA OG1000/DD30/Δ/600	3068531	3068540	3068549	3068557	4,386	5,015	5,695	6,964
	900	KCA OG1000/DD30/Δ/900	3068671	3068680	3068689	3068697	8,482	9,412	9,725	11,525
1100	300	KCA OG1100/DD30/Δ/300	3068252	3068261	3068270	3068278	3,722	4,259	4,717	5,680
	450	KCA OG1100/DD30/Δ/450	3068392	3068401	3068410	3068418	4,187	4,756	5,254	6,316
	600	KCA OG1100/DD30/Δ/600	3068532	3068541	3068550	3068558	4,545	5,174	5,854	7,124
	900	KCA OG1100/DD30/Δ/900	3068672	3068681	3068690	3068698	9,093	9,991	10,204	12,003



- 16 pcs M10X20 bolt set should be ordered.
- Δ : All products codes and weights given are in kilograms (kg) and are hot dip galvanized (HDG) finish.
- To obtain the appropriate component weight in other finishes, multiply the given weight by the below finish factors.
- Finish factor: HDG (ISO En1461) = (HDG):1 / Stainless Steel = (SS) 0.94

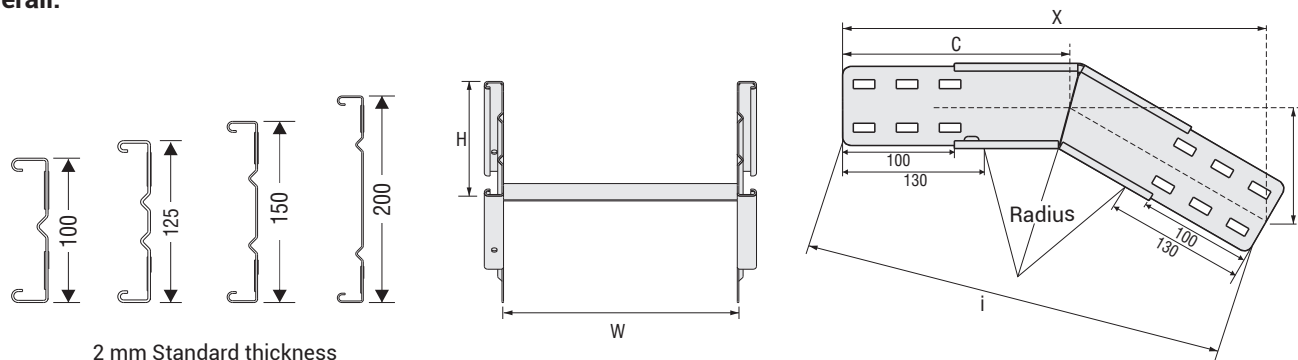
• Please indicate order code in your orders. • Please contact us for special modules.
 • Material weights may vary by ± 10%

E-LINE KCA OG

Fittings DD30 Vertical Outside Elbow



Siderail:



2 mm Standard thickness

No. of Rungs	100 / Dimensions (mm)				125 / Dimensions (mm)				150 / Dimensions (mm)				200 / Dimensions (mm)			
	X	Y	I	C	X	Y	I	C	X	Y	I	C	X	Y	I	C
1	417	112	406	224	423	113	406	226	429	115	406	230	441	118	406	236
1	494	132	485	264	500	134	485	268	505	135	485	270	518	138	485	278
1	567	152	561	304	573	154	561	307	579	155	561	310	592	158	561	317
3	717	192	717	384	724	194	717	388	729	196	717	390	742	198	717	398
1	417	112	406	224	423	113	406	226	429	115	406	230	441	118	406	236
1	494	132	485	264	500	134	485	268	505	135	485	270	518	138	485	278
1	567	152	561	304	573	154	561	307	579	155	561	310	592	158	561	317
3	717	192	717	384	724	194	717	388	729	196	717	390	742	198	717	398
1	417	112	406	224	423	113	406	226	429	115	406	230	441	118	406	236
1	494	132	485	264	500	134	485	268	505	135	485	270	518	138	485	278
1	567	152	561	304	573	154	561	307	579	155	561	310	592	158	561	317
3	717	192	717	384	724	194	717	388	729	196	717	390	742	198	717	398
1	417	112	406	224	423	113	406	226	429	115	406	230	441	118	406	236
1	494	132	485	264	500	134	485	268	505	135	485	270	518	138	485	278
1	567	152	561	304	573	154	561	307	579	155	561	310	592	158	561	317
3	717	192	717	384	724	194	717	388	729	196	717	390	742	198	717	398
1	417	112	406	224	423	113	406	226	429	115	406	230	441	118	406	236
1	494	132	485	264	500	134	485	268	505	135	485	270	518	138	485	278
1	567	152	561	304	573	154	561	307	579	155	561	310	592	158	561	317
3	717	192	717	384	724	194	717	388	729	196	717	390	742	198	717	398
1	417	112	406	224	423	113	406	226	429	115	406	230	441	118	406	236
1	494	132	485	264	500	134	485	268	505	135	485	270	518	138	485	278
1	567	152	561	304	573	154	561	307	579	155	561	310	592	158	561	317
3	717	192	717	384	724	194	717	388	729	196	717	390	742	198	717	398
1	417	112	406	224	423	113	406	226	429	115	406	230	441	118	406	236
1	494	132	485	264	500	134	485	268	505	135	485	270	518	138	485	278
1	567	152	561	304	573	154	561	307	579	155	561	310	592	158	561	317
3	717	192	717	384	724	194	717	388	729	196	717	390	742	198	717	398
1	417	112	406	224	423	113	406	226	429	115	406	230	441	118	406	236
1	494	132	485	264	500	134	485	268	505	135	485	270	518	138	485	278
1	567	152	561	304	573	154	561	307	579	155	561	310	592	158	561	317
3	717	192	717	384	724	194	717	388	729	196	717	390	742	198	717	398
1	417	112	406	224	423	113	406	226	429	115	406	230	441	118	406	236
1	494	132	485	264	500	134	485	268	505	135	485	270	518	138	485	278
1	567	152	561	304	573	154	561	307	579	155	561	310	592	158	561	317
3	717	192	717	384	724	194	717	388	729	196	717	390	742	198	717	398

• Please check page "69" for the cover selection.

- Please indicate order code in your orders.
- Please contact us for special modules.
- Material weights may vary by ± 10%

E-LINE KCA OG


Fittings DD45 Vertical Outside Elbow



DD45



Fitting shown for illustration purposes only. The rung layout shown is typical and will vary on each fitting, depending on width and radius.



Width (mm)	Radius (mm)	Description	Code				Weight (kg/pcs)			
			100	125	150	200	100	125	150	200
150	300	KCA OG150/DD45/Δ/300	3068279	3068288	3068297		2,723	3,325	3,880	
	450	KCA OG150/DD45/Δ/450	3068419	3068428	3068437		3,639	4,369	5,036	
	600	KCA OG150/DD45/Δ/600	3068559	3068568	3068577		4,301	5,203	6,004	
	900	KCA OG150/DD45/Δ/900	3068699	3068708	3068717		5,970	7,076	8,060	
200	300	KCA OG200/DD45/Δ/300	3068280	3068289	3068298	3068306	2,784	3,387	3,941	5,118
	450	KCA OG200/DD45/Δ/450	3068420	3068429	3068438	3068446	3,762	4,492	5,159	6,554
	600	KCA OG200/DD45/Δ/600	3068560	3068569	3068578	3068586	4,424	5,326	6,127	7,700
	900	KCA OG200/DD45/Δ/900	3068700	3068709	3068718	3068726	6,155	7,261	8,245	10,280
300	300	KCA OG300/DD45/Δ/300	3068281	3068290	3068299	3068307	2,910	3,512	4,067	5,244
	450	KCA OG300/DD45/Δ/450	3068421	3068430	3068439	3068447	4,013	4,743	5,410	6,805
	600	KCA OG300/DD45/Δ/600	3068561	3068570	3068579	3068587	4,675	5,577	6,378	7,951
	900	KCA OG300/DD45/Δ/900	3068701	3068710	3068719	3068727	6,531	7,637	8,621	10,656
450	300	KCA OG450/DD45/Δ/300	3068282	3068291	3068300	3068308	3,095	3,698	4,253	5,430
	450	KCA OG450/DD45/Δ/450	3068422	3068431	3068440	3068448	4,385	5,115	5,782	7,176
	600	KCA OG450/DD45/Δ/600	3068562	3068571	3068580	3068588	5,047	5,949	6,750	8,323
	900	KCA OG450/DD45/Δ/900	3068702	3068711	3068720	3068728	7,088	8,195	9,178	11,213
600	300	KCA OG600/DD45/Δ/300	3068283	3068292	3068301	3068309	3,282	3,885	4,440	5,617
	450	KCA OG600/DD45/Δ/450	3068423	3068432	3068441	3068449	4,759	5,489	6,156	7,550
	600	KCA OG600/DD45/Δ/600	3068563	3068572	3068581	3068589	5,421	6,323	7,124	8,697
	900	KCA OG600/DD45/Δ/900	3068703	3068712	3068721	3068729	7,649	8,756	9,739	11,774
750	300	KCA OG750/DD45/Δ/300	3068284	3068293	3068302	3068310	3,736	4,338	4,893	6,070
	450	KCA OG750/DD45/Δ/450	3068424	3068433	3068442	3068450	5,665	6,395	7,062	8,457
	600	KCA OG750/DD45/Δ/600	3068564	3068573	3068582	3068590	6,327	7,229	8,030	9,603
	900	KCA OG750/DD45/Δ/900	3068704	3068713	3068722	3068730	9,009	10,116	11,099	13,134
900	300	KCA OG900/DD45/Δ/300	3068285	3068294	3068303	3068311	3,975	4,578	5,133	6,310
	450	KCA OG900/DD45/Δ/450	3068425	3068434	3068443	3068451	6,145	6,875	7,542	8,936
	600	KCA OG900/DD45/Δ/600	3068565	3068574	3068583	3068591	6,807	7,709	8,510	10,083
	900	KCA OG900/DD45/Δ/900	3068705	3068714	3068723	3068731	9,728	10,835	11,818	13,853
1000	300	KCA OG1000/DD45/Δ/300	3068286	3068295	3068304	3068312	4,135	4,738	5,292	6,469
	450	KCA OG1000/DD45/Δ/450	3068426	3068435	3068444	3068452	6,464	7,194	7,861	9,255
	600	KCA OG1000/DD45/Δ/600	3068566	3068575	3068584	3068592	7,126	8,028	8,829	10,402
	900	KCA OG1000/DD45/Δ/900	3068706	3068715	3068724	3068732	10,207	11,314	12,297	14,332
1100	300	KCA OG1100/DD45/Δ/300	3068287	3068296	3068305	3068313	4,294	4,897	5,452	6,629
	450	KCA OG1100/DD45/Δ/450	3068427	3068436	3068445	3068453	6,783	7,513	8,180	9,574
	600	KCA OG1100/DD45/Δ/600	3068567	3068576	3068585	3068593	7,445	8,347	9,148	10,721
	900	KCA OG1100/DD45/Δ/900	3068707	3068716	3068725	3068733	10,685	11,792	12,775	14,810



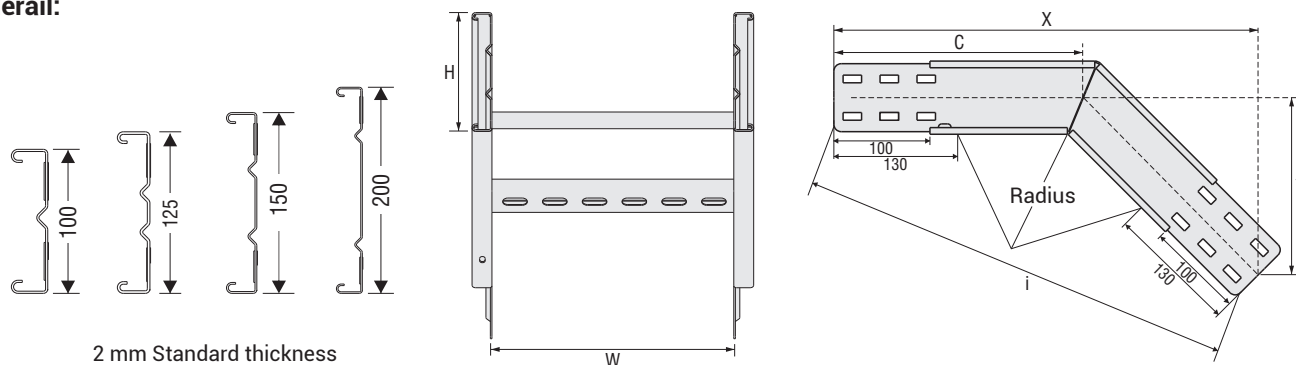
- 16 pcs M10X20 bolt set should be ordered.
- Δ : All products codes and weights given are in kilograms (kg) and are hot dip galvanized (HDG) finish.
- To obtain the appropriate component weight in other finishes, multiply the given weight by the below finish factors.
- Finish factor: HDG (ISO En1461) = (HDG):1 / Stainless Steel = (SS) 0.94

• Please indicate order code in your orders. • Please contact us for special modules.
 • Material weights may vary by ± 10%

E-LINE KCA OG

Fittings DD45 Vertical Outside Elbow

Siderail:



No. of Rungs	100 / Dimensions (mm)				125 / Dimensions (mm)				150 / Dimensions (mm)				200 / Dimensions (mm)			
	X	Y	I	C	X	Y	I	C	X	Y	I	C	X	Y	I	C
1	468	193	468	274	477	198	468	279	485	201	468	284	503	208	468	295
2	575	238	585	337	584	242	585	342	593	245	585	347	611	253	585	358
2	680	282	698	398	690	286	699	404	698	289	699	409	716	297	699	419
3	893	370	928	523	902	373	928	528	910	377	928	533	928	384	928	543
1	468	193	468	274	477	198	468	279	485	201	468	284	503	208	468	295
2	575	238	585	337	584	242	585	342	593	245	585	347	611	253	585	358
2	680	282	698	398	690	286	699	404	698	289	699	409	716	297	699	419
3	893	370	928	523	902	373	928	528	910	377	928	533	928	384	928	543
1	468	193	468	274	477	198	468	279	485	201	468	284	503	208	468	295
2	575	238	585	337	584	242	585	342	593	245	585	347	611	253	585	358
2	680	282	698	398	690	286	699	404	698	289	699	409	716	297	699	419
3	893	370	928	523	902	373	928	528	910	377	928	533	928	384	928	543
1	468	193	468	274	477	198	468	279	485	201	468	284	503	208	468	295
2	575	238	585	337	584	242	585	342	593	245	585	347	611	253	585	358
2	680	282	698	398	690	286	699	404	698	289	699	409	716	297	699	419
3	893	370	928	523	902	373	928	528	910	377	928	533	928	384	928	543
1	468	193	468	274	477	198	468	279	485	201	468	284	503	208	468	295
2	575	238	585	337	584	242	585	342	593	245	585	347	611	253	585	358
2	680	282	698	398	690	286	699	404	698	289	699	409	716	297	699	419
3	893	370	928	523	902	373	928	528	910	377	928	533	928	384	928	543
1	468	193	468	274	477	198	468	279	485	201	468	284	503	208	468	295
2	575	238	585	337	584	242	585	342	593	245	585	347	611	253	585	358
2	680	282	698	398	690	286	699	404	698	289	699	409	716	297	699	419
3	893	370	928	523	902	373	928	528	910	377	928	533	928	384	928	543
1	468	193	468	274	477	198	468	279	485	201	468	284	503	208	468	295
2	575	238	585	337	584	242	585	342	593	245	585	347	611	253	585	358
2	680	282	698	398	690	286	699	404	698	289	699	409	716	297	699	419
3	893	370	928	523	902	373	928	528	910	377	928	533	928	384	928	543

• Please check page "70" for the cover selection.

- Please indicate order code in your orders.
- Please contact us for special modules.
- Material weights may vary by $\pm 10\%$

E-LINE KCA OG


Fittings DD60 Vertical Outside Elbow



DD60



Fitting shown for illustration purposes only. The rung layout shown is typical and will vary on each fitting, depending on width and radius.



Width (mm)	Radius (mm)	Description	Code				Weight (kg/pcs)			
			100	125	150	200	100	125	150	200
150	300	KCA OG150/DD60/Δ/300	3068314	3068323	3068332		3,408	4,134	4,781	
	450	KCA OG150/DD60/Δ/450	3068454	3068463	3068472		4,343	5,205	5,991	
	600	KCA OG150/DD60/Δ/600	3068594	3068603	3068612		5,453	6,476	7,400	
	900	KCA OG150/DD60/Δ/900	3068734	3068743	3068752		7,480	8,846	9,895	
200	300	KCA OG200/DD60/Δ/300	3068315	3068324	3068333	3068341	3,531	4,257	4,904	6,307
	450	KCA OG200/DD60/Δ/450	3068455	3068464	3068473	3068481	4,466	5,328	6,114	7,795
	600	KCA OG200/DD60/Δ/600	3068595	3068604	3068613	3068621	5,638	6,661	7,585	9,543
	900	KCA OG200/DD60/Δ/900	3068735	3068744	3068753	3068761	7,726	9,093	10,333	12,877
300	300	KCA OG300/DD60/Δ/300	3068316	3068325	3068334	3068342	3,782	4,508	5,155	6,558
	450	KCA OG300/DD60/Δ/450	3068456	3068465	3068474	3068482	4,717	5,579	6,365	8,045
	600	KCA OG300/DD60/Δ/600	3068596	3068605	3068614	3068622	6,014	7,037	7,961	9,919
	900	KCA OG300/DD60/Δ/900	3068736	3068745	3068754	3068762	8,228	9,594	10,835	13,378
450	300	KCA OG450/DD60/Δ/300	3068317	3068326	3068335	3068343	4,154	4,880	5,526	6,930
	450	KCA OG450/DD60/Δ/450	3068457	3068466	3068475	3068483	5,089	5,951	6,736	8,417
	600	KCA OG450/DD60/Δ/600	3068597	3068606	3068615	3068623	6,571	7,594	8,518	10,476
	900	KCA OG450/DD60/Δ/900	3068737	3068746	3068755	3068763	8,972	10,338	11,579	14,122
600	300	KCA OG600/DD60/Δ/300	3068318	3068327	3068336	3068344	4,528	5,254	5,900	7,304
	450	KCA OG600/DD60/Δ/450	3068458	3068467	3068476	3068484	5,463	6,325	7,110	8,791
	600	KCA OG600/DD60/Δ/600	3068598	3068607	3068616	3068624	7,132	8,155	9,079	11,037
	900	KCA OG600/DD60/Δ/900	3068738	3068747	3068756	3068764	9,720	11,086	12,327	14,870
750	300	KCA OG750/DD60/Δ/300	3068319	3068328	3068337	3068345	5,434	6,160	6,807	8,210
	450	KCA OG750/DD60/Δ/450	3068459	3068468	3068477	3068485	6,369	7,231	8,017	9,698
	600	KCA OG750/DD60/Δ/600	3068599	3068608	3068617	3068625	8,492	9,515	10,439	12,397
	900	KCA OG750/DD60/Δ/900	3068739	3068748	3068757	3068765	11,532	12,899	14,139	16,683
900	300	KCA OG900/DD60/Δ/300	3068320	3068329	3068338	3068346	5,914	6,640	7,286	8,690
	450	KCA OG900/DD60/Δ/450	3068460	3068469	3068478	3068486	6,849	7,711	8,496	10,177
	600	KCA OG900/DD60/Δ/600	3068600	3068609	3068618	3068626	9,211	10,234	11,158	13,116
	900	KCA OG900/DD60/Δ/900	3068740	3068749	3068758	3068766	12,492	13,858	15,095	17,642
1000	300	KCA OG1000/DD60/Δ/300	3068321	3068330	3068339	3068347	6,233	6,959	7,605	9,009
	450	KCA OG1000/DD60/Δ/450	3068461	3068470	3068479	3068487	7,168	8,030	8,815	10,496
	600	KCA OG1000/DD60/Δ/600	3068601	3068610	3068619	3068627	9,690	10,713	11,637	13,595
	900	KCA OG1000/DD60/Δ/900	3068741	3068750	3068759	3068767	13,130	14,496	15,737	18,280
1100	300	KCA OG1100/DD60/Δ/300	3068322	3068331	3068340	3068348	6,552	7,278	7,924	9,328
	450	KCA OG1100/DD60/Δ/450	3068462	3068471	3068480	3068488	7,487	8,349	9,134	10,815
	600	KCA OG1100/DD60/Δ/600	3068602	3068611	3068620	3068628	10,168	11,191	12,115	14,073
	900	KCA OG1100/DD60/Δ/900	3068742	3068751	3068760	3068768	13,768	15,134	16,375	18,918



- 16 pcs M10X20 bolt set should be ordered.
- Δ : All products codes and weights given are in kilograms (kg) and are hot dip galvanized (HDG) finish.
- To obtain the appropriate component weight in other finishes, multiply the given weight by the below finish factors.
- Finish factor: HDG (ISO En1461) = (HDG):1 / Stainless Steel = (SS) 0.94

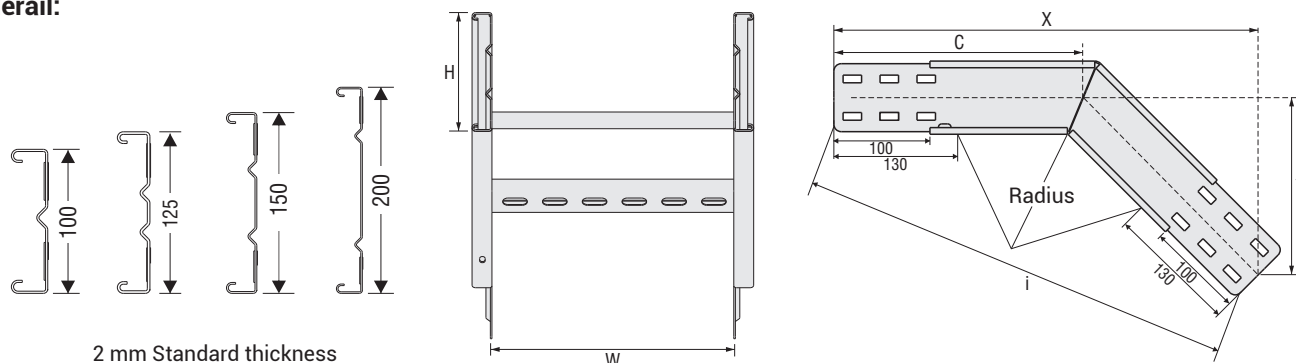
• Please indicate order code in your orders. • Please contact us for special modules.
 • Material weights may vary by ± 10%

E-LINE KCA OG

Fittings DD60 Vertical Outside Elbow



Siderail:



No. of Rungs	100 / Dimensions (mm)				125 / Dimensions (mm)				150 / Dimensions (mm)				200 / Dimensions (mm)			
	X	Y	I	C	X	Y	I	C	X	Y	I	C	X	Y	I	C
2	500	289	526	333	509	293	526	339	520	300	526	346	542	312	526	361
2	629	363	676	419	639	368	676	426	648	374	676	432	671	387	676	447
3	758	506	825	438	768	511	825	443	778	518	825	449	800	533	825	462
4	1017	678	1124	587	1027	684	1124	593	1039	693	1124	600	1060	707	1124	612
2	500	289	526	333	509	293	526	339	520	300	526	346	542	312	526	361
2	629	363	676	419	639	368	676	426	648	374	676	432	671	387	676	447
3	758	506	825	438	768	511	825	443	778	518	825	449	800	533	825	462
4	1017	678	1124	587	1027	684	1124	593	1039	693	1124	600	1060	707	1124	612
2	500	289	526	333	509	293	526	339	520	300	526	346	542	312	526	361
2	629	363	676	419	639	368	676	426	648	374	676	432	671	387	676	447
3	758	506	825	438	768	511	825	443	778	518	825	449	800	533	825	462
4	1017	678	1124	587	1027	684	1124	593	1039	693	1124	600	1060	707	1124	612
2	500	289	526	333	509	293	526	339	520	300	526	346	542	312	526	361
2	629	363	676	419	639	368	676	426	648	374	676	432	671	387	676	447
3	758	506	825	438	768	511	825	443	778	518	825	449	800	533	825	462
4	1017	678	1124	587	1027	684	1124	593	1039	693	1124	600	1060	707	1124	612
2	500	289	526	333	509	293	526	339	520	300	526	346	542	312	526	361
2	629	363	676	419	639	368	676	426	648	374	676	432	671	387	676	447
3	758	506	825	438	768	511	825	443	778	518	825	449	800	533	825	462
4	1017	678	1124	587	1027	684	1124	593	1039	693	1124	600	1060	707	1124	612
2	500	289	526	333	509	293	526	339	520	300	526	346	542	312	526	361
2	629	363	676	419	639	368	676	426	648	374	676	432	671	387	676	447
3	758	506	825	438	768	511	825	443	778	518	825	449	800	533	825	462
4	1017	678	1124	587	1027	684	1124	593	1039	693	1124	600	1060	707	1124	612
2	500	289	526	333	509	293	526	339	520	300	526	346	542	312	526	361
2	629	363	676	419	639	368	676	426	648	374	676	432	671	387	676	447
3	758	506	825	438	768	511	825	443	778	518	825	449	800	533	825	462
4	1017	678	1124	587	1027	684	1124	593	1039	693	1124	600	1060	707	1124	612
2	500	289	526	333	509	293	526	339	520	300	526	346	542	312	526	361
2	629	363	676	419	639	368	676	426	648	374	676	432	671	387	676	447
3	758	506	825	438	768	511	825	443	778	518	825	449	800	533	825	462
4	1017	678	1124	587	1027	684	1124	593	1039	693	1124	600	1060	707	1124	612

• Please check page "71" for the cover selection.

- Please indicate order code in your orders.
- Please contact us for special modules.
- Material weights may vary by $\pm 10\%$

E-LINE KCA OG

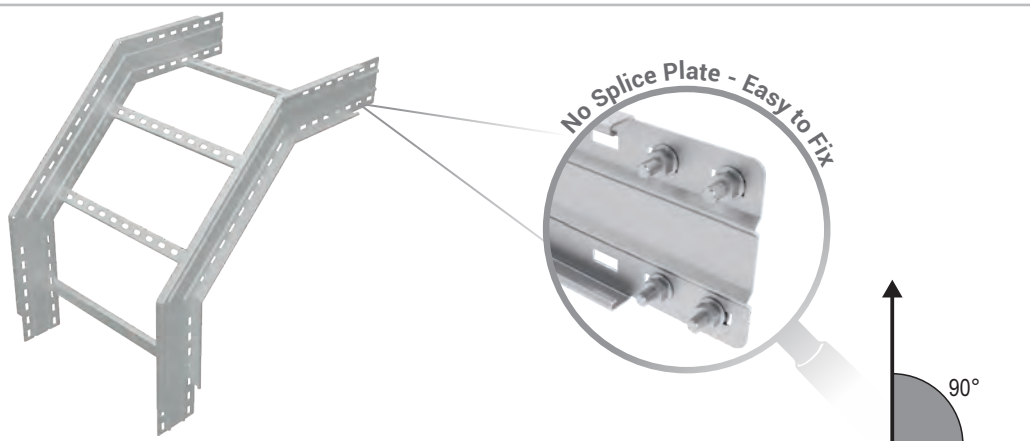
Fittings DD90 Vertical Outside Elbow



DD90



Fitting shown for illustration purposes only. The rung layout shown is typical and will vary on each fitting, depending on width and radius.



Width (mm)	Radius (mm)	Description	Code				Weight (kg/pcs)			
			100	125	150	200	100	125	150	200
150	300	KCA OG150/DD90/Δ/300	3068349	3068358	3068367		4,613	5,573	6,426	
	450	KCA OG150/DD90/Δ/450	3068489	3068498	3068507		6,181	7,417	8,522	
	600	KCA OG150/DD90/Δ/600	3068629	3068638	3068647		7,834	9,295	10,615	
	900	KCA OG150/DD90/Δ/900	3068769	3068778	3068787		10,838	12,825	14,572	
200	300	KCA OG200/DD90/Δ/300	3068350	3068359	3068368	3068376	4,737	5,696	6,549	8,472
	450	KCA OG200/DD90/Δ/450	3068490	3068499	3068508	3068516	6,366	7,602	8,707	11,058
	600	KCA OG200/DD90/Δ/600	3068630	3068639	3068648	3068656	8,081	9,541	10,861	13,598
	900	KCA OG200/DD90/Δ/900	3068770	3068779	3068788	3068796	11,146	13,133	14,880	18,519
300	300	KCA OG300/DD90/Δ/300	3068351	3068360	3068369	3068377	4,987	5,947	7,180	9,103
	450	KCA OG300/DD90/Δ/450	3068491	3068500	3068509	3068517	6,742	7,978	9,083	11,435
	600	KCA OG300/DD90/Δ/600	3068631	3068640	3068649	3068657	8,582	10,043	11,363	14,100
	900	KCA OG300/DD90/Δ/900	3068771	3068780	3068789	3068797	11,773	13,760	15,507	19,146
450	300	KCA OG450/DD90/Δ/300	3068352	3068361	3068370	3068378	5,359	6,318	7,737	9,660
	450	KCA OG450/DD90/Δ/450	3068492	3068501	3068510	3068518	7,300	8,536	9,640	11,992
	600	KCA OG450/DD90/Δ/600	3068632	3068641	3068650	3068658	9,326	10,787	12,107	14,843
	900	KCA OG450/DD90/Δ/900	3068772	3068781	3068790	3068798	12,703	14,689	16,436	20,075
600	300	KCA OG600/DD90/Δ/300	3068353	3068362	3068371	3068379	5,733	6,692	8,298	10,221
	450	KCA OG600/DD90/Δ/450	3068493	3068502	3068511	3068519	7,861	9,097	10,201	12,553
	600	KCA OG600/DD90/Δ/600	3068633	3068642	3068651	3068659	10,074	11,535	12,855	15,591
	900	KCA OG600/DD90/Δ/900	3068773	3068782	3068791	3068799	13,638	15,624	17,371	21,010
750	300	KCA OG750/DD90/Δ/300	3068354	3068363	3068372	3068380	7,845	8,804	9,658	11,581
	450	KCA OG750/DD90/Δ/450	3068494	3068503	3068512	3068520	9,220	10,457	11,561	13,913
	600	KCA OG750/DD90/Δ/600	3068634	3068643	3068652	3068660	11,887	13,347	14,667	17,404
	900	KCA OG750/DD90/Δ/900	3068774	3068783	3068792	3068800	15,904	17,890	19,637	23,276
900	300	KCA OG900/DD90/Δ/300	3068355	3068364	3068373	3068381	8,565	9,524	10,377	12,300
	450	KCA OG900/DD90/Δ/450	3068495	3068504	3068513	3068521	9,940	11,176	12,280	14,632
	600	KCA OG900/DD90/Δ/600	3068635	3068644	3068653	3068661	12,846	14,307	15,627	18,363
	900	KCA OG900/DD90/Δ/900	3068775	3068784	3068793	3068801	17,103	19,089	20,836	24,475
1000	300	KCA OG1000/DD90/Δ/300	3068356	3068365	3068374	3068382	9,043	10,002	10,856	12,779
	450	KCA OG1000/DD90/Δ/450	3068496	3068505	3068514	3068522	10,418	11,655	12,759	15,111
	600	KCA OG1000/DD90/Δ/600	3068636	3068645	3068654	3068662	13,484	14,945	16,265	19,001
	900	KCA OG1000/DD90/Δ/900	3068776	3068785	3068794	3068802	17,900	19,887	21,634	25,273
1100	300	KCA OG1100/DD90/Δ/300	3068357	3068366	3068375	3068383	9,522	10,481	11,334	13,257
	450	KCA OG1100/DD90/Δ/450	3068497	3068506	3068515	3068523	10,897	12,133	13,237	15,589
	600	KCA OG1100/DD90/Δ/600	3068637	3068646	3068655	3068663	14,122	15,583	16,903	19,639
	900	KCA OG1100/DD90/Δ/900	3068777	3068786	3068795	3068803	18,698	20,684	22,431	26,070



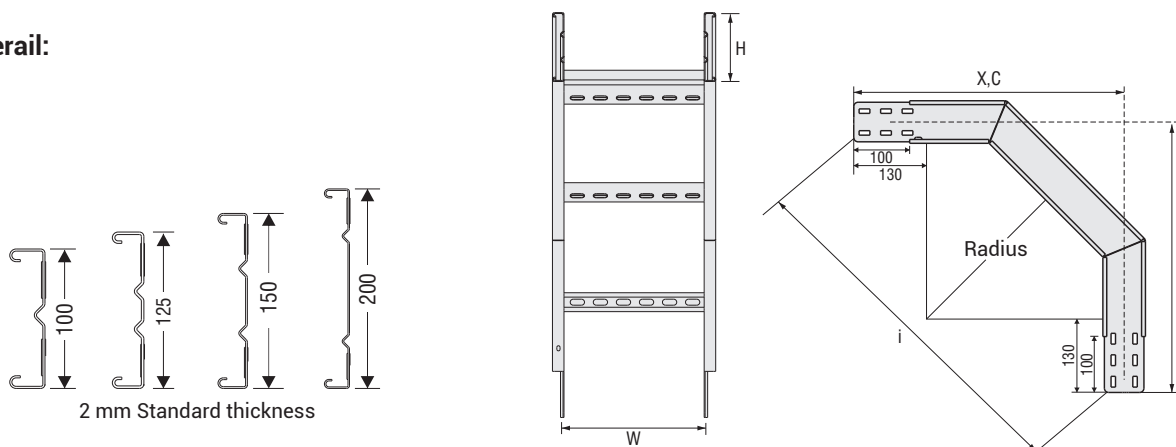
- 16 pcs M10X20 bolt set should be ordered.
- Δ : All products codes and weights given are in kilograms (kg) and are hot dip galvanized (HDG) finish.
- To obtain the appropriate component weight in other finishes, multiply the given weight by the below finish factors.
- Finish factor: HDG (ISO En1461) = (HDG):1 / Stainless Steel = (SS) 0.94

• Please indicate order code in your orders. • Please contact us for special modules.
 • Material weights may vary by ± 10%

E-LINE KCA OG

Fittings DD90 Vertical Outside Elbow

Siderail:



No. of Rungs	100 / Dimensions (mm)				125 / Dimensions (mm)				150 / Dimensions (mm)				200 / Dimensions (mm)			
	X	Y	I	C	X	Y	I	C	X	Y	I	C	X	Y	I	C
2	482	482	610	482	493	493	610	493	504	504	607	504	528	528	607	528
3	629	629	820	629	642	642	820	642	653	653	820	653	680	680	820	680
4	780	780	1032	780	792	792	1032	792	803	803	1030	803	826	826	1028	826
5	1077	1077	1453	1077	1092	1092	1456	1092	1104	1104	1456	1104	1129	1129	1456	1129
2	482	482	610	482	493	493	610	493	504	504	607	504	528	528	607	528
3	629	629	820	629	642	642	820	642	653	653	820	653	680	680	820	680
4	780	780	1032	780	792	792	1032	792	803	803	1030	803	826	826	1028	826
5	1077	1077	1453	1077	1092	1092	1456	1092	1104	1104	1456	1104	1129	1129	1456	1129
2	482	482	610	482	493	493	610	493	504	504	607	504	528	528	607	528
3	629	629	820	629	642	642	820	642	653	653	820	653	680	680	820	680
4	780	780	1032	780	792	792	1032	792	803	803	1030	803	826	826	1028	826
5	1077	1077	1453	1077	1092	1092	1456	1092	1104	1104	1456	1104	1129	1129	1456	1129
2	482	482	610	482	493	493	610	493	504	504	607	504	528	528	607	528
3	629	629	820	629	642	642	820	642	653	653	820	653	680	680	820	680
4	780	780	1032	780	792	792	1032	792	803	803	1030	803	826	826	1028	826
5	1077	1077	1453	1077	1092	1092	1456	1092	1104	1104	1456	1104	1129	1129	1456	1129
2	482	482	610	482	493	493	610	493	504	504	607	504	528	528	607	528
3	629	629	820	629	642	642	820	642	653	653	820	653	680	680	820	680
4	780	780	1032	780	792	792	1032	792	803	803	1030	803	826	826	1028	826
5	1077	1077	1453	1077	1092	1092	1456	1092	1104	1104	1456	1104	1129	1129	1456	1129
2	482	482	610	482	493	493	610	493	504	504	607	504	528	528	607	528
3	629	629	820	629	642	642	820	642	653	653	820	653	680	680	820	680
4	780	780	1032	780	792	792	1032	792	803	803	1030	803	826	826	1028	826
5	1077	1077	1453	1077	1092	1092	1456	1092	1104	1104	1456	1104	1129	1129	1456	1129
2	482	482	610	482	493	493	610	493	504	504	607	504	528	528	607	528
3	629	629	820	629	642	642	820	642	653	653	820	653	680	680	820	680
4	780	780	1032	780	792	792	1032	792	803	803	1030	803	826	826	1028	826
5	1077	1077	1453	1077	1092	1092	1456	1092	1104	1104	1456	1104	1129	1129	1456	1129

• Please check page "72" for the cover selection.

- Please indicate order code in your orders.
- Please contact us for special modules.
- Material weights may vary by $\pm 10\%$

E-LINE KCA OG


Fittings ID30 Vertical Inside Elbow



ID30



Fitting shown for illustration purposes only. The rung layout shown is typical and will vary on each fitting, depending on width and radius.



Width (mm)	Radius (mm)	Description	Code				Weight (kg/pcs)			
			100	125	150	200	100	125	150	200
150	300	KCA OG150/ID30/Δ/300	3067684	3067693	3067702		2,151	2,687	3,145	
	450	KCA OG150/ID30/Δ/450	3067824	3067833	3067842		2,615	3,185	3,682	
	600	KCA OG150/ID30/Δ/600	3067964	3067973	3067982		2,973	3,603	4,282	
	900	KCA OG150/ID30/Δ/900	3068104	3068113	3068122		4,245	5,175	5,488	
200	300	KCA OG200/ID30/Δ/300	3067685	3067694	3067703	3067711	2,212	2,749	3,207	4,170
	450	KCA OG200/ID30/Δ/450	3067825	3067834	3067843	3067851	2,676	3,246	3,743	4,806
	600	KCA OG200/ID30/Δ/600	3067965	3067974	3067983	3067991	3,035	3,664	4,344	5,613
	900	KCA OG200/ID30/Δ/900	3068105	3068114	3068123	3068131	4,430	5,360	5,673	7,472
300	300	KCA OG300/ID30/Δ/300	3067686	3067695	3067704	3067712	2,338	2,874	3,332	4,296
	450	KCA OG300/ID30/Δ/450	3067826	3067835	3067844	3067852	2,802	3,372	3,869	4,931
	600	KCA OG300/ID30/Δ/600	3067966	3067975	3067984	3067992	3,160	3,790	4,469	5,739
	900	KCA OG300/ID30/Δ/900	3068106	3068115	3068124	3068132	4,806	5,736	6,049	7,849
450	300	KCA OG450/ID30/Δ/300	3067687	3067696	3067705	3067713	2,523	3,060	3,518	4,481
	450	KCA OG450/ID30/Δ/450	3067827	3067836	3067845	3067853	2,988	3,557	4,055	5,117
	600	KCA OG450/ID30/Δ/600	3067967	3067976	3067985	3067993	3,346	3,975	4,655	5,925
	900	KCA OG450/ID30/Δ/900	3068107	3068116	3068125	3068133	5,364	6,294	6,607	8,406
600	300	KCA OG600/ID30/Δ/300	3067688	3067697	3067706	3067714	2,710	3,247	3,705	4,668
	450	KCA OG600/ID30/Δ/450	3067828	3067837	3067846	3067854	3,175	3,744	4,242	5,304
	600	KCA OG600/ID30/Δ/600	3067968	3067977	3067986	3067994	3,533	4,162	4,842	6,112
	900	KCA OG600/ID30/Δ/900	3068108	3068117	3068126	3068134	5,925	6,855	7,168	8,967
750	300	KCA OG750/ID30/Δ/300	3067689	3067698	3067707	3067715	3,164	3,700	4,158	5,122
	450	KCA OG750/ID30/Δ/450	3067829	3067838	3067847	3067855	3,628	4,198	4,695	5,757
	600	KCA OG750/ID30/Δ/600	3067969	3067978	3067987	3067995	3,986	4,616	5,295	6,565
	900	KCA OG750/ID30/Δ/900	3068109	3068118	3068127	3068135	7,284	8,214	8,527	10,327
900	300	KCA OG900/ID30/Δ/300	3067690	3067699	3067708	3067716	3,403	3,940	4,398	5,361
	450	KCA OG900/ID30/Δ/450	3067830	3067839	3067848	3067856	3,868	4,437	4,935	5,997
	600	KCA OG900/ID30/Δ/600	3067970	3067979	3067988	3067996	4,226	4,855	5,535	6,805
	900	KCA OG900/ID30/Δ/900	3068110	3068119	3068128	3068136	8,004	8,934	9,247	11,046
1000	300	KCA OG1000/ID30/Δ/300	3067691	3067700	3067709	3067717	3,563	4,100	4,557	5,521
	450	KCA OG1000/ID30/Δ/450	3067831	3067840	3067849	3067857	4,027	4,597	5,094	6,157
	600	KCA OG1000/ID30/Δ/600	3067971	3067980	3067989	3067997	4,386	5,015	5,695	6,964
	900	KCA OG1000/ID30/Δ/900	3068111	3068120	3068129	3068137	8,482	9,412	9,725	11,525
1100	300	KCA OG1100/ID30/Δ/300	3067692	3067701	3067710	3067718	3,722	4,259	4,717	5,680
	450	KCA OG1100/ID30/Δ/450	3067832	3067841	3067850	3067858	4,187	4,756	5,254	6,316
	600	KCA OG1100/ID30/Δ/600	3067972	3067981	3067990	3067998	4,545	5,174	5,854	7,124
	900	KCA OG1100/ID30/Δ/900	3068112	3068121	3068130	3068138	9,093	9,891	10,204	12,003



- 16 pcs M10X20 bolt set should be ordered.
- Δ : All products codes and weights given are in kilograms (kg) and are hot dip galvanized (HDG) finish.
- To obtain the appropriate component weight in other finishes, multiply the given weight by the below finish factors.
- Finish factor: HDG (ISO En1461) = (HDG):1 / Stainless Steel = (SS) 0.94

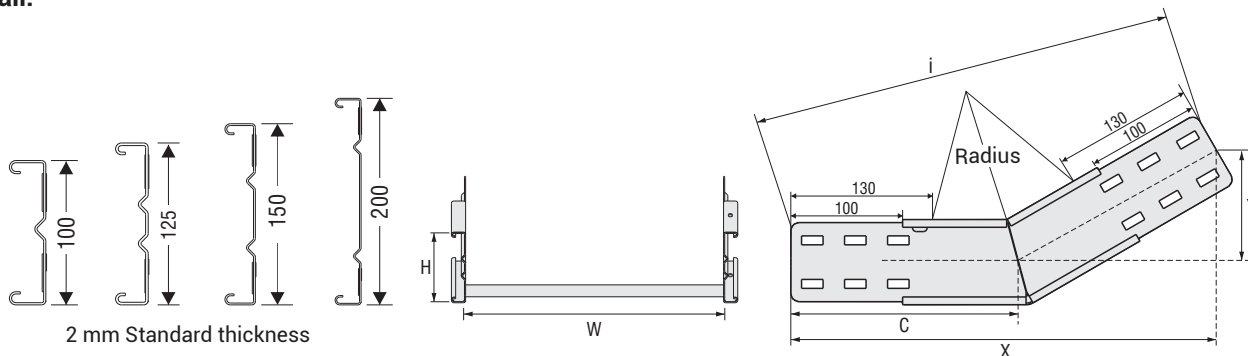
• Please indicate order code in your orders. • Please contact us for special modules.
 • Material weights may vary by ± 10%

E-LINE KCA OG

Fittings ID30 Vertical Inside Elbow



Siderail:



No. of Rungs	100 / Dimensions (mm)				125 / Dimensions (mm)				150 / Dimensions (mm)				200 / Dimensions (mm)			
	X	Y	I	C	X	Y	I	C	X	Y	I	C	X	Y	I	C
1	417	112	406	224	423	113	406	226	429	115	406	230	441	118	406	236
1	494	132	485	264	500	134	485	268	505	135	485	270	518	138	485	278
1	567	152	561	304	573	154	561	307	579	155	561	310	592	158	561	317
3	717	192	717	384	724	194	717	388	729	196	717	390	742	198	717	398
1	417	112	406	224	423	113	406	226	429	115	406	230	441	118	406	236
1	494	132	485	264	500	134	485	268	505	135	485	270	518	138	485	278
1	567	152	561	304	573	154	561	307	579	155	561	310	592	158	561	317
3	717	192	717	384	724	194	717	388	729	196	717	390	742	198	717	398
1	417	112	406	224	423	113	406	226	429	115	406	230	441	118	406	236
1	494	132	485	264	500	134	485	268	505	135	485	270	518	138	485	278
1	567	152	561	304	573	154	561	307	579	155	561	310	592	158	561	317
3	717	192	717	384	724	194	717	388	729	196	717	390	742	198	717	398
1	417	112	406	224	423	113	406	226	429	115	406	230	441	118	406	236
1	494	132	485	264	500	134	485	268	505	135	485	270	518	138	485	278
1	567	152	561	304	573	154	561	307	579	155	561	310	592	158	561	317
3	717	192	717	384	724	194	717	388	729	196	717	390	742	198	717	398
1	417	112	406	224	423	113	406	226	429	115	406	230	441	118	406	236
1	494	132	485	264	500	134	485	268	505	135	485	270	518	138	485	278
1	567	152	561	304	573	154	561	307	579	155	561	310	592	158	561	317
3	717	192	717	384	724	194	717	388	729	196	717	390	742	198	717	398
1	417	112	406	224	423	113	406	226	429	115	406	230	441	118	406	236
1	494	132	485	264	500	134	485	268	505	135	485	270	518	138	485	278
1	567	152	561	304	573	154	561	307	579	155	561	310	592	158	561	317
3	717	192	717	384	724	194	717	388	729	196	717	390	742	198	717	398
1	417	112	406	224	423	113	406	226	429	115	406	230	441	118	406	236
1	494	132	485	264	500	134	485	268	505	135	485	270	518	138	485	278
1	567	152	561	304	573	154	561	307	579	155	561	310	592	158	561	317
3	717	192	717	384	724	194	717	388	729	196	717	390	742	198	717	398
1	417	112	406	224	423	113	406	226	429	115	406	230	441	118	406	236
1	494	132	485	264	500	134	485	268	505	135	485	270	518	138	485	278
1	567	152	561	304	573	154	561	307	579	155	561	310	592	158	561	317
3	717	192	717	384	724	194	717	388	729	196	717	390	742	198	717	398
1	417	112	406	224	423	113	406	226	429	115	406	230	441	118	406	236
1	494	132	485	264	500	134	485	268	505	135	485	270	518	138	485	278
1	567	152	561	304	573	154	561	307	579	155	561	310	592	158	561	317
3	717	192	717	384	724	194	717	388	729	196	717	390	742	198	717	398

• Please check page "73" for the cover selection.

- Please indicate order code in your orders.
- Please contact us for special modules.
- Material weights may vary by ± 10%

E-LINE KCA OG


Fittings ID45 Vertical Inside Elbow



ID45



Fitting shown for illustration purposes only. The rung layout shown is typical and will vary on each fitting, depending on width and radius.



Width (mm)	Radius (mm)	Description	Code				Weight (kg/pcs)			
			100	125	150	200	100	125	150	200
150	300	KCA OG150/ID45/Δ/300	3067719	3067728	3067737		2,723	3,325	3,880	
	450	KCA OG150/ID45/Δ/450	3067859	3067868	3067877		3,639	4,369	5,036	
	600	KCA OG150/ID45/Δ/600	3067999	3068008	3068017		4,301	5,203	6,004	
	900	KCA OG150/ID45/Δ/900	3068139	3068148	3068157		5,970	7,076	8,060	
200	300	KCA OG200/ID45/Δ/300	3067720	3067729	3067738	3067746	2,784	3,387	3,941	5,118
	450	KCA OG200/ID45/Δ/450	3067860	3067869	3067878	3067886	3,762	4,492	5,159	6,554
	600	KCA OG200/ID45/Δ/600	3068000	3068009	3068018	3068026	4,424	5,326	6,127	7,700
	900	KCA OG200/ID45/Δ/900	3068140	3068149	3068158	3068166	6,155	7,261	8,245	10,280
300	300	KCA OG300/ID45/Δ/300	3067721	3067730	3067739	3067747	2,910	3,512	4,067	5,244
	450	KCA OG300/ID45/Δ/450	3067861	3067870	3067879	3067887	4,013	4,743	5,410	6,805
	600	KCA OG300/ID45/Δ/600	3068001	3068010	3068019	3068027	4,675	5,577	6,378	7,951
	900	KCA OG300/ID45/Δ/900	3068141	3068150	3068159	3068167	6,531	7,637	8,621	10,656
450	300	KCA OG450/ID45/Δ/300	3067722	3067731	3067740	3067748	3,095	3,698	4,253	5,430
	450	KCA OG450/ID45/Δ/450	3067862	3067871	3067880	3067888	4,385	5,115	5,782	7,176
	600	KCA OG450/ID45/Δ/600	3068002	3068011	3068020	3068028	5,047	5,949	6,750	8,323
	900	KCA OG450/ID45/Δ/900	3068142	3068151	3068160	3068168	7,088	8,195	9,178	11,213
600	300	KCA OG600/ID45/Δ/300	3067723	3067732	3067741	3067749	3,282	3,885	4,440	5,617
	450	KCA OG600/ID45/Δ/450	3067863	3067872	3067881	3067889	4,759	5,489	6,156	7,550
	600	KCA OG600/ID45/Δ/600	3068003	3068012	3068021	3068029	5,421	6,323	7,124	8,697
	900	KCA OG600/ID45/Δ/900	3068143	3068152	3068161	3068169	7,649	8,756	9,739	11,774
750	300	KCA OG750/ID45/Δ/300	3067724	3067733	3067742	3067750	3,736	4,338	4,893	6,070
	450	KCA OG750/ID45/Δ/450	3067864	3067873	3067882	3067890	5,665	6,395	7,062	8,457
	600	KCA OG750/ID45/Δ/600	3068004	3068013	3068022	3068030	6,327	7,229	8,030	9,603
	900	KCA OG750/ID45/Δ/900	3068144	3068153	3068162	3068170	9,009	10,116	11,099	13,134
900	300	KCA OG900/ID45/Δ/300	3067725	3067734	3067743	3067751	3,975	4,578	5,133	6,310
	450	KCA OG900/ID45/Δ/450	3067865	3067874	3067883	3067891	6,145	6,875	7,542	8,936
	600	KCA OG900/ID45/Δ/600	3068005	3068014	3068023	3068031	6,807	7,709	8,510	10,083
	900	KCA OG900/ID45/Δ/900	3068145	3068154	3068163	3068171	9,728	10,835	11,818	13,853
1000	300	KCA OG1000/ID45/Δ/300	3067726	3067735	3067744	3067752	4,135	4,738	5,292	6,469
	450	KCA OG1000/ID45/Δ/450	3067866	3067875	3067884	3067892	6,464	7,194	7,861	9,255
	600	KCA OG1000/ID45/Δ/600	3068006	3068015	3068024	3068032	7,126	8,028	8,829	10,402
	900	KCA OG1000/ID45/Δ/900	3068146	3068155	3068164	3068172	10,207	11,314	12,297	14,332
1100	300	KCA OG1100/ID45/Δ/300	3067727	3067736	3067745	3067753	4,294	4,897	5,452	6,629
	450	KCA OG1100/ID45/Δ/450	3067867	3067876	3067885	3067893	6,783	7,513	8,180	9,574
	600	KCA OG1100/ID45/Δ/600	3068007	3068016	3068025	3068033	7,445	8,347	9,148	10,721
	900	KCA OG1100/ID45/Δ/900	3068147	3068156	3068165	3068173	10,685	11,792	12,775	14,810



- 16 pcs M10X20 bolt set should be ordered.
- Δ : All products codes and weights given are in kilograms (kg) and are hot dip galvanized (HDG) finish.
- To obtain the appropriate component weight in other finishes, multiply the given weight by the below finish factors.
- Finish factor: HDG (ISO En1461) = (HDG):1 / Stainless Steel = (SS) 0.94

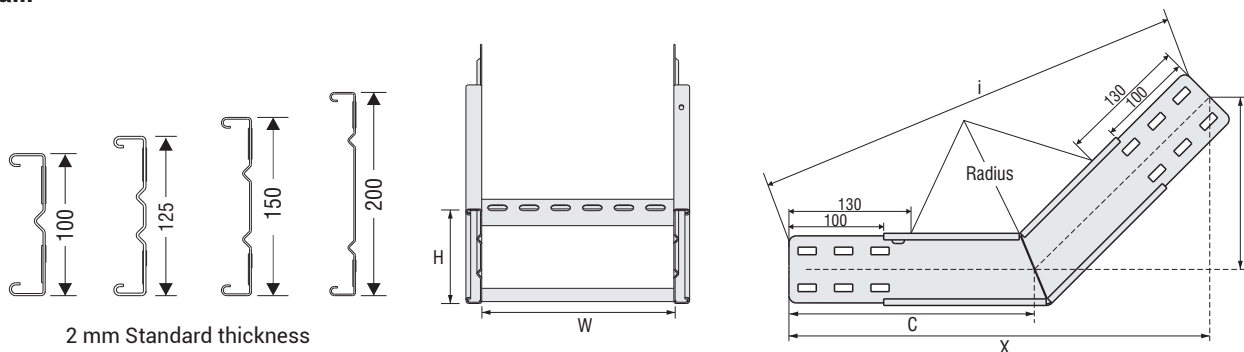
• Please indicate order code in your orders. • Please contact us for special modules.
 • Material weights may vary by ± 10%

E-LINE KCA OG

Fittings ID45 Vertical Inside Elbow



Siderail:



No. of Rungs	100 / Dimensions (mm)				125 / Dimensions (mm)				150 / Dimensions (mm)				200 / Dimensions (mm)			
	X	Y	I	C	X	Y	I	C	X	Y	I	C	X	Y	I	C
1	468	193	468	274	477	198	468	279	485	201	468	284	503	208	468	295
2	575	238	585	337	584	242	585	342	593	245	585	347	611	253	585	358
2	680	282	698	398	690	286	699	404	698	289	699	409	716	297	699	419
3	893	370	928	523	902	373	928	528	910	377	928	533	928	384	928	543
1	468	193	468	274	477	198	468	279	485	201	468	284	503	208	468	295
2	575	238	585	337	584	242	585	342	593	245	585	347	611	253	585	358
2	680	282	698	398	690	286	699	404	698	289	699	409	716	297	699	419
3	893	370	928	523	902	373	928	528	910	377	928	533	928	384	928	543
1	468	193	468	274	477	198	468	279	485	201	468	284	503	208	468	295
2	575	238	585	337	584	242	585	342	593	245	585	347	611	253	585	358
2	680	282	698	398	690	286	699	404	698	289	699	409	716	297	699	419
3	893	370	928	523	902	373	928	528	910	377	928	533	928	384	928	543
1	468	193	468	274	477	198	468	279	485	201	468	284	503	208	468	295
2	575	238	585	337	584	242	585	342	593	245	585	347	611	253	585	358
2	680	282	698	398	690	286	699	404	698	289	699	409	716	297	699	419
3	893	370	928	523	902	373	928	528	910	377	928	533	928	384	928	543
1	468	193	468	274	477	198	468	279	485	201	468	284	503	208	468	295
2	575	238	585	337	584	242	585	342	593	245	585	347	611	253	585	358
2	680	282	698	398	690	286	699	404	698	289	699	409	716	297	699	419
3	893	370	928	523	902	373	928	528	910	377	928	533	928	384	928	543
1	468	193	468	274	477	198	468	279	485	201	468	284	503	208	468	295
2	575	238	585	337	584	242	585	342	593	245	585	347	611	253	585	358
2	680	282	698	398	690	286	699	404	698	289	699	409	716	297	699	419
3	893	370	928	523	902	373	928	528	910	377	928	533	928	384	928	543
1	468	193	468	274	477	198	468	279	485	201	468	284	503	208	468	295
2	575	238	585	337	584	242	585	342	593	245	585	347	611	253	585	358
2	680	282	698	398	690	286	699	404	698	289	699	409	716	297	699	419
3	893	370	928	523	902	373	928	528	910	377	928	533	928	384	928	543
1	468	193	468	274	477	198	468	279	485	201	468	284	503	208	468	295
2	575	238	585	337	584	242	585	342	593	245	585	347	611	253	585	358
2	680	282	698	398	690	286	699	404	698	289	699	409	716	297	699	419
3	893	370	928	523	902	373	928	528	910	377	928	533	928	384	928	543

• Please check page "74" for the cover selection.

- Please indicate order code in your orders.
- Please contact us for special modules.
- Material weights may vary by ± 10%

E-LINE KCA OG


Fittings ID60 Vertical Inside Elbow



ID60



Fitting shown for illustration purposes only. The rung layout shown is typical and will vary on each fitting, depending on width and radius.



Width (mm)	Radius (mm)	Description	Code				Weight (kg/pcs)			
			100	125	150	200	100	125	150	200
150	300	KCA OG150/ID60/Δ/300	3067754	3067763	3067772		3,408	4,134	4,781	
	450	KCA OG150/ID60/Δ/450	3067894	3067903	3067912		4,343	5,205	5,991	
	600	KCA OG150/ID60/Δ/600	3068034	3068043	3068052		5,453	6,476	7,400	
	900	KCA OG150/ID60/Δ/900	3068174	3068183	3068192		7,480	8,846	9,895	
200	300	KCA OG200/ID60/Δ/300	3067755	3067764	3067773	3067781	3,531	4,257	4,904	6,307
	450	KCA OG200/ID60/Δ/450	3067895	3067904	3067913	3067921	4,466	5,328	6,114	7,795
	600	KCA OG200/ID60/Δ/600	3068035	3068044	3068053	3068061	5,638	6,661	7,585	9,543
	900	KCA OG200/ID60/Δ/900	3068175	3068184	3068193	3068201	7,726	9,093	10,333	12,877
300	300	KCA OG300/ID60/Δ/300	3067756	3067765	3067774	3067782	3,782	4,508	5,155	6,558
	450	KCA OG300/ID60/Δ/450	3067896	3067905	3067914	3067922	4,717	5,579	6,365	8,045
	600	KCA OG300/ID60/Δ/600	3068036	3068045	3068054	3068062	6,014	7,037	7,961	9,919
	900	KCA OG300/ID60/Δ/900	3068176	3068185	3068194	3068202	8,228	9,594	10,835	13,378
450	300	KCA OG450/ID60/Δ/300	3067757	3067766	3067775	3067783	4,154	4,880	5,526	6,930
	450	KCA OG450/ID60/Δ/450	3067897	3067906	3067915	3067923	5,089	5,951	6,736	8,417
	600	KCA OG450/ID60/Δ/600	3068037	3068046	3068055	3068063	6,571	7,594	8,518	10,476
	900	KCA OG450/ID60/Δ/900	3068177	3068186	3068195	3068203	8,972	10,338	11,579	14,122
600	300	KCA OG600/ID60/Δ/300	3067758	3067767	3067776	3067784	4,528	5,254	5,900	7,304
	450	KCA OG600/ID60/Δ/450	3067898	3067907	3067916	3067924	5,463	6,325	7,110	8,791
	600	KCA OG600/ID60/Δ/600	3068038	3068047	3068056	3068064	7,132	8,155	9,079	11,037
	900	KCA OG600/ID60/Δ/900	3068178	3068187	3068196	3068204	9,720	11,086	12,327	14,870
750	300	KCA OG750/ID60/Δ/300	3067759	3067768	3067777	3067785	5,434	6,160	6,807	8,210
	450	KCA OG750/ID60/Δ/450	3067899	3067908	3067917	3067925	6,369	7,231	8,017	9,698
	600	KCA OG750/ID60/Δ/600	3068039	3068048	3068057	3068065	8,492	9,515	10,439	12,397
	900	KCA OG750/ID60/Δ/900	3068179	3068188	3068197	3068205	11,532	12,899	14,139	16,683
900	300	KCA OG900/ID60/Δ/300	3067760	3067769	3067778	3067786	5,914	6,640	7,286	8,690
	450	KCA OG900/ID60/Δ/450	3067900	3067909	3067918	3067926	6,849	7,711	8,496	10,177
	600	KCA OG900/ID60/Δ/600	3068040	3068049	3068058	3068066	9,211	10,234	11,158	13,116
	900	KCA OG900/ID60/Δ/900	3068180	3068189	3068198	3068206	12,492	13,858	15,095	17,642
1000	300	KCA OG1000/ID60/Δ/300	3067761	3067770	3067779	3067787	6,233	6,959	7,605	9,009
	450	KCA OG1000/ID60/Δ/450	3067901	3067910	3067919	3067927	7,168	8,030	8,815	10,496
	600	KCA OG1000/ID60/Δ/600	3068041	3068050	3068059	3068067	9,690	10,713	11,637	13,595
	900	KCA OG1000/ID60/Δ/900	3068181	3068190	3068199	3068207	13,130	14,496	15,737	18,280
1100	300	KCA OG1100/ID60/Δ/300	3067762	3067771	3067780	3067788	6,552	7,278	7,924	9,328
	450	KCA OG1100/ID60/Δ/450	3067902	3067911	3067920	3067928	7,487	8,349	9,134	10,815
	600	KCA OG1100/ID60/Δ/600	3068042	3068051	3068060	3068068	10,168	11,191	12,115	14,073
	900	KCA OG1100/ID60/Δ/900	3068182	3068191	3068200	3068208	13,768	15,134	16,375	18,918



- 16 pcs M10X20 bolt set should be ordered.
- Δ : All products codes and weights given are in kilograms (kg) and are hot dip galvanized (HDG) finish.
- To obtain the appropriate component weight in other finishes, multiply the given weight by the below finish factors.
- Finish factor: HDG (ISO En1461) = (HDG):1 / Stainless Steel = (SS) 0.94

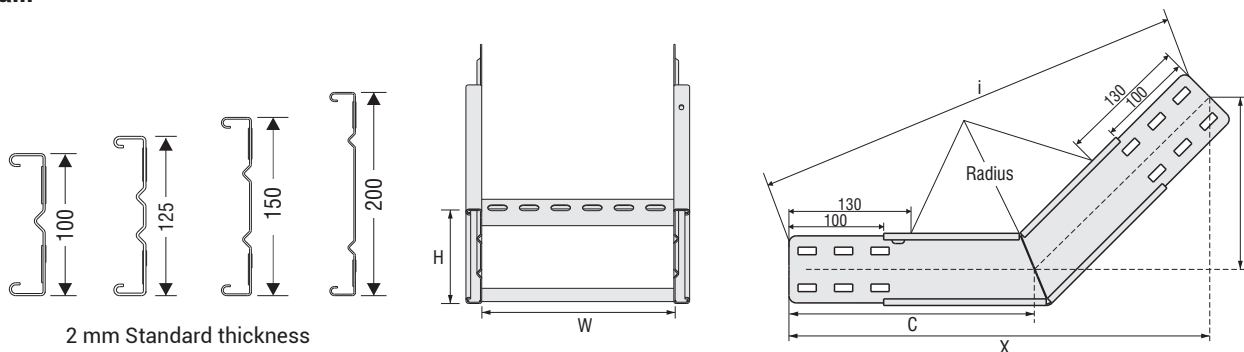
- Please indicate order code in your orders.
- Please contact us for special modules.
- Material weights may vary by ± 10%

E-LINE KCA OG

Fittings ID60 Vertical Inside Elbow



Siderail:



No. of Rungs	100 / Dimensions (mm)				125 / Dimensions (mm)				150 / Dimensions (mm)				200 / Dimensions (mm)			
	X	Y	I	C	X	Y	I	C	X	Y	I	C	X	Y	I	C
2	500	289	526	333	509	293	526	339	520	300	526	346	542	312	526	361
2	629	363	676	419	639	368	676	426	648	374	676	432	671	387	676	447
3	758	438	825	506	768	443	825	511	778	449	825	518	800	462	825	533
4	1017	587	1124	678	1027	593	1124	684	1039	600	1124	693	1060	612	1124	707
2	500	289	526	333	509	293	526	339	520	300	526	346	542	312	526	361
2	629	363	676	419	639	368	676	426	648	374	676	432	671	387	676	447
3	758	438	825	506	768	443	825	511	778	449	825	518	800	462	825	533
4	1017	587	1124	678	1027	593	1124	684	1039	600	1124	693	1060	612	1124	707
2	500	289	526	333	509	293	526	339	520	300	526	346	542	312	526	361
2	629	363	676	419	639	368	676	426	648	374	676	432	671	387	676	447
3	758	438	825	506	768	443	825	511	778	449	825	518	800	462	825	533
4	1017	587	1124	678	1027	593	1124	684	1039	600	1124	693	1060	612	1124	707
2	500	289	526	333	509	293	526	339	520	300	526	346	542	312	526	361
2	629	363	676	419	639	368	676	426	648	374	676	432	671	387	676	447
3	758	438	825	506	768	443	825	511	778	449	825	518	800	462	825	533
4	1017	587	1124	678	1027	593	1124	684	1039	600	1124	693	1060	612	1124	707
2	500	289	526	333	509	293	526	339	520	300	526	346	542	312	526	361
2	629	363	676	419	639	368	676	426	648	374	676	432	671	387	676	447
3	758	438	825	506	768	443	825	511	778	449	825	518	800	462	825	533
4	1017	587	1124	678	1027	593	1124	684	1039	600	1124	693	1060	612	1124	707
2	500	289	526	333	509	293	526	339	520	300	526	346	542	312	526	361
2	629	363	676	419	639	368	676	426	648	374	676	432	671	387	676	447
3	758	438	825	506	768	443	825	511	778	449	825	518	800	462	825	533
4	1017	587	1124	678	1027	593	1124	684	1039	600	1124	693	1060	612	1124	707
2	500	289	526	333	509	293	526	339	520	300	526	346	542	312	526	361
2	629	363	676	419	639	368	676	426	648	374	676	432	671	387	676	447
3	758	438	825	506	768	443	825	511	778	449	825	518	800	462	825	533
4	1017	587	1124	678	1027	593	1124	684	1039	600	1124	693	1060	612	1124	707
2	500	289	526	333	509	293	526	339	520	300	526	346	542	312	526	361
2	629	363	676	419	639	368	676	426	648	374	676	432	671	387	676	447
3	758	438	825	506	768	443	825	511	778	449	825	518	800	462	825	533
4	1017	587	1124	678	1027	593	1124	684	1039	600	1124	693	1060	612	1124	707

• Please check page "75" for the cover selection.

- Please indicate order code in your orders.
- Please contact us for special modules.
- Material weights may vary by ± 10%

E-LINE KCA OG


Fittings ID90 Vertical Inside Elbow



ID90



Fitting shown for illustration purposes only. The rung layout shown is typical and will vary on each fitting, depending on width and radius.



Width (mm)	Radius (mm)	Description	Code				Weight (kg/pcs)			
			100	125	150	200	100	125	150	200
150	300	KCA OG150/ID90/Δ/300	3067789	3067798	3067807		4,613	5,573	6,426	
	450	KCA OG150/ID90/Δ/450	3067929	3067938	3067947		6,181	7,417	8,522	
	600	KCA OG150/ID90/Δ/600	3068069	3068078	3068087		7,834	9,295	10,615	
	900	KCA OG150/ID90/Δ/900	3068209	3068218	3068227		10,838	12,825	14,572	
200	300	KCA OG200/ID90/Δ/300	3067790	3067799	3067808	3067816	4,737	5,696	6,549	8,472
	450	KCA OG200/ID90/Δ/450	3067930	3067939	3067948	3067956	6,366	7,602	8,707	11,058
	600	KCA OG200/ID90/Δ/600	3068070	3068079	3068088	3068096	8,081	9,541	10,861	13,598
	900	KCA OG200/ID90/Δ/900	3068210	3068219	3068228	3068236	11,146	13,133	14,880	18,519
300	300	KCA OG300/ID90/Δ/300	3067791	3067800	3067809	3067817	4,987	5,947	7,180	9,103
	450	KCA OG300/ID90/Δ/450	3067931	3067940	3067949	3067957	6,742	7,978	9,083	11,435
	600	KCA OG300/ID90/Δ/600	3068071	3068080	3068089	3068097	8,582	10,043	11,363	14,100
	900	KCA OG300/ID90/Δ/900	3068211	3068220	3068229	3068237	11,773	13,760	15,507	19,146
450	300	KCA OG450/ID90/Δ/300	3067792	3067801	3067810	3067818	5,359	6,318	7,737	9,660
	450	KCA OG450/ID90/Δ/450	3067932	3067941	3067950	3067958	7,300	8,536	9,640	11,992
	600	KCA OG450/ID90/Δ/600	3068072	3068081	3068090	3068098	9,326	10,787	12,107	14,843
	900	KCA OG450/ID90/Δ/900	3068212	3068221	3068230	3068238	12,703	14,689	16,436	20,075
600	300	KCA OG600/ID90/Δ/300	3067793	3067802	3067811	3067819	5,733	6,692	8,298	10,221
	450	KCA OG600/ID90/Δ/450	3067933	3067942	3067951	3067959	7,861	9,097	10,201	12,553
	600	KCA OG600/ID90/Δ/600	3068073	3068082	3068091	3068099	10,074	11,535	12,855	15,591
	900	KCA OG600/ID90/Δ/900	3068213	3068222	3068231	3068239	13,638	15,624	17,371	21,010
750	300	KCA OG750/ID90/Δ/300	3067794	3067803	3067812	3067820	7,845	8,804	9,658	11,581
	450	KCA OG750/ID90/Δ/450	3067934	3067943	3067952	3067960	9,220	10,457	11,561	13,913
	600	KCA OG750/ID90/Δ/600	3068074	3068083	3068092	3068100	11,887	13,347	14,667	17,404
	900	KCA OG750/ID90/Δ/900	3068214	3068223	3068232	3068240	15,904	17,890	19,637	23,276
900	300	KCA OG900/ID90/Δ/300	3067795	3067804	3067813	3067821	8,565	9,524	10,377	12,300
	450	KCA OG900/ID90/Δ/450	3067935	3067944	3067953	3067961	9,940	11,176	12,280	14,632
	600	KCA OG900/ID90/Δ/600	3068075	3068084	3068093	3068101	12,846	14,307	15,627	18,363
	900	KCA OG900/ID90/Δ/900	3068215	3068224	3068233	3068241	17,103	19,089	20,836	24,475
1000	300	KCA OG1000/ID90/Δ/300	3067796	3067805	3067814	3067822	9,043	10,002	10,856	12,779
	450	KCA OG1000/ID90/Δ/450	3067936	3067945	3067954	3067962	10,418	11,655	12,759	15,111
	600	KCA OG1000/ID90/Δ/600	3068076	3068085	3068094	3068102	13,484	14,945	16,265	19,001
	900	KCA OG1000/ID90/Δ/900	3068216	3068225	3068234	3068242	17,900	19,887	21,634	25,273
1100	300	KCA OG1100/ID90/Δ/300	3067797	3067806	3067815	3067823	9,522	10,481	11,334	13,257
	450	KCA OG1100/ID90/Δ/450	3067937	3067946	3067955	3067963	10,897	12,133	13,237	15,589
	600	KCA OG1100/ID90/Δ/600	3068077	3068086	3068095	3068103	14,122	15,583	16,903	19,639
	900	KCA OG1100/ID90/Δ/900	3068217	3068226	3068235	3068243	18,698	20,684	22,431	26,070



- 16 pcs M10X20 bolt set should be ordered.
- Δ : All products codes and weights given are in kilograms (kg) and are hot dip galvanized (HDG) finish.
- To obtain the appropriate component weight in other finishes, multiply the given weight by the below finish factors.
- Finish factor: HDG (ISO En1461) = (HDG):1 / Stainless Steel = (SS) 0.94

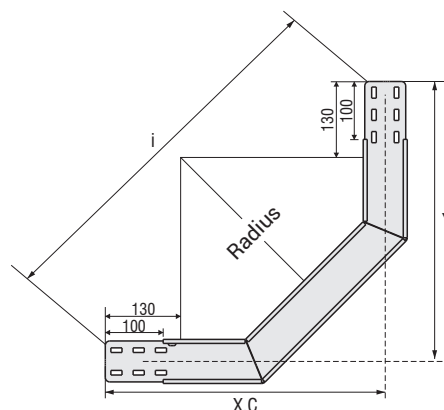
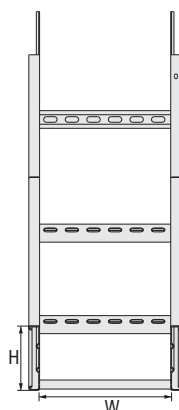
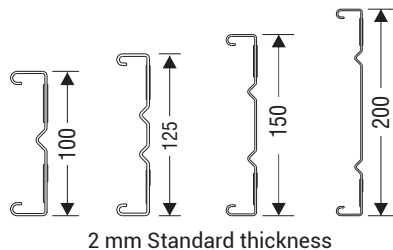
• Please indicate order code in your orders. • Please contact us for special modules.
 • Material weights may vary by ± 10%

E-LINE KCA OG

Fittings ID90 Vertical Inside Elbow



Siderail:



No. of Rungs	100 / Dimensions (mm)				125 / Dimensions (mm)				150 / Dimensions (mm)				200 / Dimensions (mm)			
	X	Y	I	C	X	Y	I	C	X	Y	I	C	X	Y	I	C
2	482	482	610	482	493	493	610	493	504	504	607	504	528	528	607	528
3	629	629	820	629	642	642	820	642	653	653	820	653	680	680	820	680
4	780	780	1032	780	792	792	1032	792	803	803	1030	803	826	826	1028	826
5	1077	1077	1453	1077	1092	1092	1456	1092	1104	1104	1456	1104	1129	1129	1456	1129
2	482	482	610	482	493	493	610	493	504	504	607	504	528	528	607	528
3	629	629	820	629	642	642	820	642	653	653	820	653	680	680	820	680
4	780	780	1032	780	792	792	1032	792	803	803	1030	803	826	826	1028	826
5	1077	1077	1453	1077	1092	1092	1456	1092	1104	1104	1456	1104	1129	1129	1456	1129
2	482	482	610	482	493	493	610	493	504	504	607	504	528	528	607	528
3	629	629	820	629	642	642	820	642	653	653	820	653	680	680	820	680
4	780	780	1032	780	792	792	1032	792	803	803	1030	803	826	826	1028	826
5	1077	1077	1453	1077	1092	1092	1456	1092	1104	1104	1456	1104	1129	1129	1456	1129
2	482	482	610	482	493	493	610	493	504	504	607	504	528	528	607	528
3	629	629	820	629	642	642	820	642	653	653	820	653	680	680	820	680
4	780	780	1032	780	792	792	1032	792	803	803	1030	803	826	826	1028	826
5	1077	1077	1453	1077	1092	1092	1456	1092	1104	1104	1456	1104	1129	1129	1456	1129
2	482	482	610	482	493	493	610	493	504	504	607	504	528	528	607	528
3	629	629	820	629	642	642	820	642	653	653	820	653	680	680	820	680
4	780	780	1032	780	792	792	1032	792	803	803	1030	803	826	826	1028	826
5	1077	1077	1453	1077	1092	1092	1456	1092	1104	1104	1456	1104	1129	1129	1456	1129
2	482	482	610	482	493	493	610	493	504	504	607	504	528	528	607	528
3	629	629	820	629	642	642	820	642	653	653	820	653	680	680	820	680
4	780	780	1032	780	792	792	1032	792	803	803	1030	803	826	826	1028	826
5	1077	1077	1453	1077	1092	1092	1456	1092	1104	1104	1456	1104	1129	1129	1456	1129
2	482	482	610	482	493	493	610	493	504	504	607	504	528	528	607	528
3	629	629	820	629	642	642	820	642	653	653	820	653	680	680	820	680
4	780	780	1032	780	792	792	1032	792	803	803	1030	803	826	826	1028	826
5	1077	1077	1453	1077	1092	1092	1456	1092	1104	1104	1456	1104	1129	1129	1456	1129
2	482	482	610	482	493	493	610	493	504	504	607	504	528	528	607	528
3	629	629	820	629	642	642	820	642	653	653	820	653	680	680	820	680
4	780	780	1032	780	792	792	1032	792	803	803	1030	803	826	826	1028	826
5	1077	1077	1453	1077	1092	1092	1456	1092	1104	1104	1456	1104	1129	1129	1456	1129

• Please check page "76" for the cover selection.


- Please indicate order code in your orders.
- Please contact us for special modules.
- Material weights may vary by ± 10%

E-LINE KCA OG

Fittings YT Horizontal Tee



YT



Width (mm)	Radius (mm)	Description	Code				Weight (kg/pcs)			
			100	125	150	200	100	125	150	200
150	300	KCA OG150/YT/Δ/300	3068804	3068813	3068822		6,919	9,964	11,189	
	450	KCA OG150/YT/Δ/450	3068839	3068848	3068857		9,325	13,257	14,765	
	600	KCA OG150/YT/Δ/600	3068874	3068883	3068892		11,189	16,024	17,871	
	900	KCA OG150/YT/Δ/900	3068909	3068918	3068927		16,105	22,738	25,225	
200	300	KCA OG200/YT/Δ/300	3068805	3068814	3068823	3068831	7,440	10,545	11,792	14,240
	450	KCA OG200/YT/Δ/450	3068840	3068849	3068858	3068866	10,334	14,326	15,856	19,006
	600	KCA OG200/YT/Δ/600	3068875	3068884	3068893	3068901	11,827	16,724	18,593	22,393
	900	KCA OG200/YT/Δ/900	3068910	3068919	3068928	3068936	16,981	23,674	26,182	31,323
300	300	KCA OG300/YT/Δ/300	3068806	3068815	3068824	3068832	8,476	11,703	12,992	15,527
	450	KCA OG300/YT/Δ/450	3068841	3068850	3068859	3068867	11,429	15,541	17,115	20,350
	600	KCA OG300/YT/Δ/600	3068876	3068885	3068894	3068902	13,099	18,117	20,029	23,916
	900	KCA OG300/YT/Δ/900	3068911	3068920	3068929	3068937	18,607	25,421	27,972	33,200
450	300	KCA OG450/YT/Δ/300	3068807	3068816	3068825	3068833	10,033	13,441	14,795	17,459
	450	KCA OG450/YT/Δ/450	3068842	3068851	3068860	3068868	13,340	17,634	19,273	22,638
	600	KCA OG450/YT/Δ/600	3068877	3068886	3068895	3068903	15,547	20,746	22,723	26,740
	900	KCA OG450/YT/Δ/900	3068912	3068921	3068930	3068938	21,586	28,582	31,197	36,556
600	300	KCA OG600/YT/Δ/300	3068808	3068817	3068826	3068834	14,346	17,936	19,355	22,149
	450	KCA OG600/YT/Δ/450	3068843	3068852	3068861	3068869	18,684	23,160	24,864	28,358
	600	KCA OG600/YT/Δ/600	3068878	3068887	3068896	3068904	20,379	25,760	27,801	31,947
	900	KCA OG600/YT/Δ/900	3068913	3068922	3068931	3068939	28,053	35,230	37,911	43,398
750	300	KCA OG750/YT/Δ/300	3068809	3068818	3068827	3068835	16,554	20,324	21,808	24,733
	450	KCA OG750/YT/Δ/450	3068844	3068853	3068862	3068870	21,365	26,022	27,790	31,415
	600	KCA OG750/YT/Δ/600	3068879	3068888	3068897	3068905	24,248	29,810	31,917	36,192
	900	KCA OG750/YT/Δ/900	3068914	3068923	3068932	3068940	32,631	39,990	42,735	48,352
900	300	KCA OG900/YT/Δ/300	3068810	3068819	3068828	3068836	20,185	24,138	25,687	28,741
	450	KCA OG900/YT/Δ/450	3068845	3068854	3068863	3068871	25,470	30,309	32,142	35,895
	600	KCA OG900/YT/Δ/600	3068880	3068889	3068898	3068906	27,165	32,909	35,079	39,485
	900	KCA OG900/YT/Δ/900	3068915	3068924	3068933	3068941	36,414	43,954	46,765	52,511
1000	300	KCA OG1000/YT/Δ/300	3068811	3068820	3068829	3068837	21,813	25,887	27,478	30,619
	450	KCA OG1000/YT/Δ/450	3068846	3068855	3068864	3068872	27,413	32,373	34,248	38,088
	600	KCA OG1000/YT/Δ/600	3068881	3068890	3068899	3068907	30,690	36,554	38,767	43,260
	900	KCA OG1000/YT/Δ/900	3068916	3068925	3068934	3068942	40,411	48,072	50,925	56,758
1100	300	KCA OG1100/YT/Δ/300	3068812	3068821	3068830	3068838	23,447	27,642	29,278	32,503
	450	KCA OG1100/YT/Δ/450	3068847	3068856	3068865	3068873	31,103	36,184	38,102	42,029
	600	KCA OG1100/YT/Δ/600	3068882	3068891	3068900	3068908	32,798	38,784	41,041	45,618
	900	KCA OG1100/YT/Δ/900	3068917	3068926	3068935	3068943	42,754	50,536	53,434	59,352



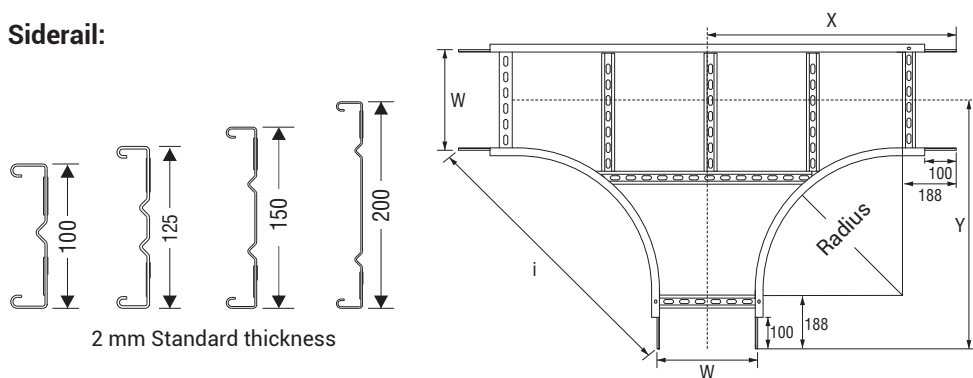
- 24 pcs M10X20 bolt set should be ordered.
- Δ : All products codes and weights given are in kilograms (kg) and are hot dip galvanized (HDG) finish.
- To obtain the appropriate component weight in other finishes, multiply the given weight by the below finish factors.
- Finish factor: HDG (ISO En1461) = (HDG):1 / Stainless Steel = (SS) 0.94

• Please indicate order code in your orders. • Please contact us for special modules.
 • Material weights may vary by ± 10%

E-LINE KCA OG

Fittings YT Horizontal Tee

Siderail:




Fitting shown for illustration purposes only. The rung layout shown is typical and will vary on each fitting, depending on width and radius.

Description	Dimensions (mm)			
	X	Y	I	C
KCA OG150/YT/Δ/300	565	565	690	565
KCA OG150/YT/Δ/450	715	715	902	715
KCA OG150/YT/Δ/600	865	865	1114	865
KCA OG150/YT/Δ/900	1165	1165	1538	1165
KCA OG200/YT/Δ/300	590	590	690	590
KCA OG200/YT/Δ/450	740	740	902	740
KCA OG200/YT/Δ/600	890	890	1114	890
KCA OG200/YT/Δ/900	1190	1190	1538	1190
KCA OG300/YT/Δ/300	640	640	690	640
KCA OG300/YT/Δ/450	790	790	902	790
KCA OG300/YT/Δ/600	940	940	1114	940
KCA OG300/YT/Δ/900	1240	1240	1538	1240
KCA OG450/YT/Δ/300	715	715	690	715
KCA OG450/YT/Δ/450	865	865	902	865
KCA OG450/YT/Δ/600	1015	1015	1114	1015
KCA OG450/YT/Δ/900	1315	1315	1538	1315
KCA OG600/YT/Δ/300	790	790	690	1465
KCA OG600/YT/Δ/450	940	940	902	1660
KCA OG600/YT/Δ/600	1090	1090	1114	1855
KCA OG600/YT/Δ/900	1390	1390	1538	2050
KCA OG750/YT/Δ/300	865	865	690	865
KCA OG750/YT/Δ/450	1015	1015	902	1015
KCA OG750/YT/Δ/600	1165	1165	1114	1165
KCA OG750/YT/Δ/900	1465	1465	1538	1465
KCA OG900/YT/Δ/300	940	940	690	940
KCA OG900/YT/Δ/450	1090	1090	902	1090
KCA OG900/YT/Δ/600	1240	1240	1114	1240
KCA OG900/YT/Δ/900	1540	1540	1538	1540
KCA OG1000/YT/Δ/300	990	990	690	990
KCA OG1000/YT/Δ/450	1140	1140	902	1140
KCA OG1000/YT/Δ/600	1290	1290	1114	1290
KCA OG1000/YT/Δ/900	1590	1590	1538	1590
KCA OG1100/YT/Δ/300	1040	1040	690	1040
KCA OG1100/YT/Δ/450	1190	1190	902	1190
KCA OG1100/YT/Δ/600	1340	1340	1114	1340
KCA OG1100/YT/Δ/900	1640	1640	1538	1640

• Please check page "77" for the cover selection.

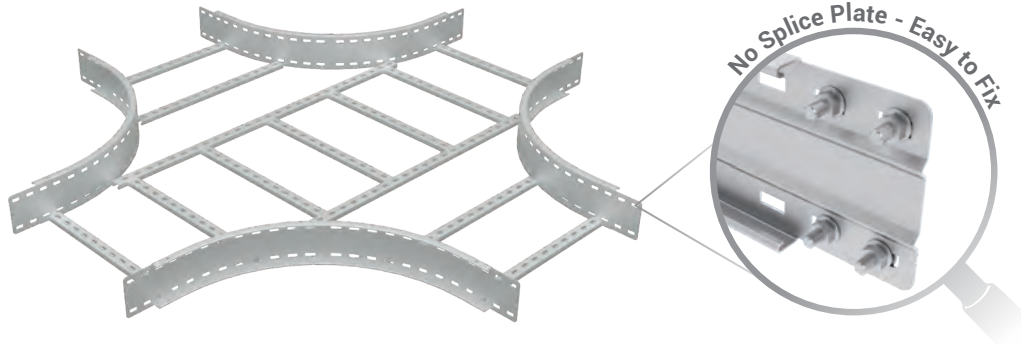
- Please indicate order code in your orders.
- Please contact us for special modules.
- Material weights may vary by ± 10%

E-LINE KCA OG

Fittings AD Horizontal Cross



AD



Width (mm)	Radius (mm)	Description	Code				Weight (kg/pcs)			
			100	125	150	200	100	125	150	200
150	300	KCA OG150/AD/Δ/300	3068944	3068953	3068962		8,597	12,107	13,581	
	450	KCA OG150/AD/Δ/450	3068979	3068988	3068997		11,981	16,563	18,350	
	600	KCA OG150/AD/Δ/600	3069014	3069023	3069032		14,495	20,135	22,335	
	900	KCA OG150/AD/Δ/900	3069049	3069058	3069067		21,558	29,338	32,299	
200	300	KCA OG200/AD/Δ/300	3068945	3068954	3068963	3068971	9,130	12,640	14,114	16,974
	450	KCA OG200/AD/Δ/450	3068980	3068989	3068998	3069006	12,632	17,215	19,001	22,750
	600	KCA OG200/AD/Δ/600	3069015	3069024	3069033	3069041	15,206	20,846	23,046	27,574
	900	KCA OG200/AD/Δ/900	3069050	3069059	3069068	3069076	22,505	30,286	33,247	39,420
300	300	KCA OG300/AD/Δ/300	3068946	3068955	3068964	3068972	10,191	13,701	15,175	18,035
	450	KCA OG300/AD/Δ/450	3068981	3068990	3068999	3069007	14,171	18,754	20,540	24,289
	600	KCA OG300/AD/Δ/600	3069016	3069025	3069034	3069042	16,621	22,261	24,461	28,989
	900	KCA OG300/AD/Δ/900	3069051	3069060	3069069	3069077	24,392	32,172	35,134	41,307
450	300	KCA OG450/AD/Δ/300	3068947	3068956	3068965	3068973	12,322	15,832	17,306	20,166
	450	KCA OG450/AD/Δ/450	3068982	3068991	3069000	3069008	16,297	20,879	22,666	26,415
	600	KCA OG450/AD/Δ/600	3069017	3069026	3069035	3069043	19,284	24,924	27,124	31,651
	900	KCA OG450/AD/Δ/900	3069052	3069061	3069070	3069078	27,763	35,544	38,505	44,678
600	300	KCA OG600/AD/Δ/300	3068948	3068957	3068966	3068974	16,740	20,250	21,724	24,584
	450	KCA OG600/AD/Δ/450	3068983	3068992	3069001	3069009	22,800	27,383	29,169	32,918
	600	KCA OG600/AD/Δ/600	3069018	3069027	3069036	3069044	25,424	31,064	33,264	37,791
	900	KCA OG600/AD/Δ/900	3069053	3069062	3069071	3069079	36,347	44,128	47,089	53,262
750	300	KCA OG750/AD/Δ/300	3068949	3068958	3068967	3068975	19,104	22,614	24,088	26,948
	450	KCA OG750/AD/Δ/450	3068984	3068993	3069002	3069010	25,873	30,456	32,242	35,991
	600	KCA OG750/AD/Δ/600	3069019	3069028	3069037	3069045	29,685	35,325	37,525	42,052
	900	KCA OG750/AD/Δ/900	3069054	3069063	3069072	3069080	41,554	49,334	52,296	58,469
900	300	KCA OG900/AD/Δ/300	3068950	3068959	3068968	3068976	22,893	26,403	27,877	30,737
	450	KCA OG900/AD/Δ/450	3068985	3068994	3069003	3069011	30,371	34,954	36,740	40,489
	600	KCA OG900/AD/Δ/600	3069020	3069029	3069038	3069046	32,995	38,634	40,834	45,362
	900	KCA OG900/AD/Δ/900	3069055	3069064	3069073	3069081	45,809	53,590	56,551	62,724
1000	300	KCA OG1000/AD/Δ/300	3068951	3068960	3068969	3068977	24,624	28,134	29,608	32,468
	450	KCA OG1000/AD/Δ/450	3068986	3068995	3069004	3069012	32,575	37,157	38,944	42,692
	600	KCA OG1000/AD/Δ/600	3069021	3069030	3069039	3069047	36,780	42,420	44,620	49,147
	900	KCA OG1000/AD/Δ/900	3069056	3069065	3069074	3069082	48,642	56,423	59,384	65,557
1100	300	KCA OG1100/AD/Δ/300	3068952	3068961	3068970	3068978	28,103	31,613	33,087	35,947
	450	KCA OG1100/AD/Δ/450	3068987	3068996	3069005	3069013	36,527	41,110	42,896	46,645
	600	KCA OG1100/AD/Δ/600	3069022	3069031	3069040	3069048	39,151	44,791	46,991	51,518
	900	KCA OG1100/AD/Δ/900	3069057	3069066	3069075	3069083	53,227	61,007	63,968	70,142



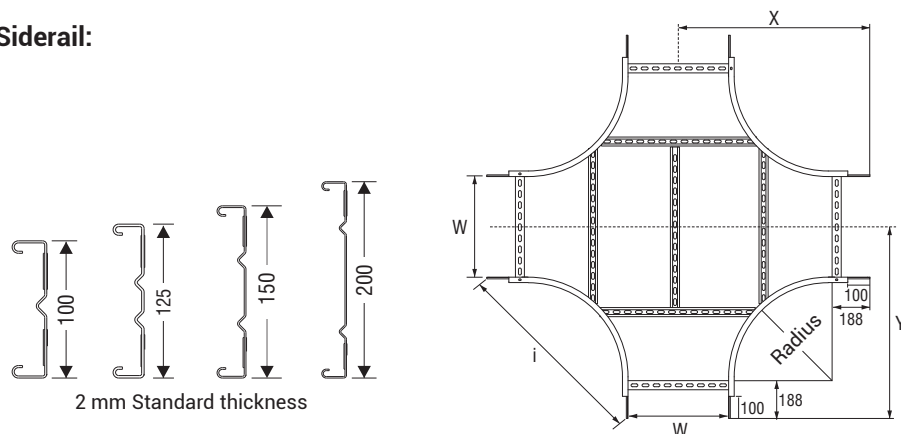
- 32 pcs M10X20 bolt set should be ordered.
- Δ : All products codes and weights given are in kilograms (kg) and are hot dip galvanized (HDG) finish.
- To obtain the appropriate component weight in other finishes, multiply the given weight by the below finish factors.
- Finish factor: HDG (ISO En1461) = (HDG):1 / Stainless Steel = (SS) 0.94

• Please indicate order code in your orders. • Please contact us for special modules.
 • Material weights may vary by ± 10%

E-LINE KCA OG

Fittings AD Horizontal Cross

Siderail:



Description	No. of Rungs	Dimensions (mm)			
		X	Y	I	C
KCA OG150/AD/Δ/300	3	565	565	690	565
KCA OG150/AD/Δ/450	4	715	715	902	715
KCA OG150/AD/Δ/600	4	865	865	1114	865
KCA OG150/AD/Δ/900	5	1165	1165	1538	1165
KCA OG200/AD/Δ/300	3	590	590	690	590
KCA OG200/AD/Δ/450	4	740	740	902	740
KCA OG200/AD/Δ/600	4	890	890	1114	890
KCA OG200/AD/Δ/900	5	1190	1190	1538	1190
KCA OG300/AD/Δ/300	3	640	640	690	640
KCA OG300/AD/Δ/450	4	790	790	902	790
KCA OG300/AD/Δ/600	4	940	940	1114	940
KCA OG300/AD/Δ/900	5	1240	1240	1538	1240
KCA OG450/AD/Δ/300	3	715	715	690	715
KCA OG450/AD/Δ/450	4	865	865	902	865
KCA OG450/AD/Δ/600	4	1015	1015	1114	1015
KCA OG450/AD/Δ/900	5	1315	1315	1538	1315
KCA OG600/AD/Δ/300	3	790	790	690	1465
KCA OG600/AD/Δ/450	4	940	940	902	1660
KCA OG600/AD/Δ/600	4	1090	1090	1114	1855
KCA OG600/AD/Δ/900	5	1390	1390	1538	2050
KCA OG750/AD/Δ/300	3	865	865	690	865
KCA OG750/AD/Δ/450	4	1015	1015	902	1015
KCA OG750/AD/Δ/600	4	1165	1165	1114	1165
KCA OG750/AD/Δ/900	5	1465	1465	1538	1465
KCA OG900/AD/Δ/300	3	940	940	690	940
KCA OG900/AD/Δ/450	4	1090	1090	902	1090
KCA OG900/AD/Δ/600	4	1240	1240	1114	1240
KCA OG900/AD/Δ/900	5	1540	1540	1538	1540
KCA OG1000/AD/Δ/300	3	990	990	690	990
KCA OG1000/AD/Δ/450	4	1140	1140	902	1140
KCA OG1000/AD/Δ/600	4	1290	1290	1114	1290
KCA OG1000/AD/Δ/900	5	1590	1590	1538	1590
KCA OG1100/AD/Δ/300	3	1040	1040	690	1040
KCA OG1100/AD/Δ/450	4	1190	1190	902	1190
KCA OG1100/AD/Δ/600	4	1340	1340	1114	1340
KCA OG1100/AD/Δ/900	5	1640	1640	1538	1640

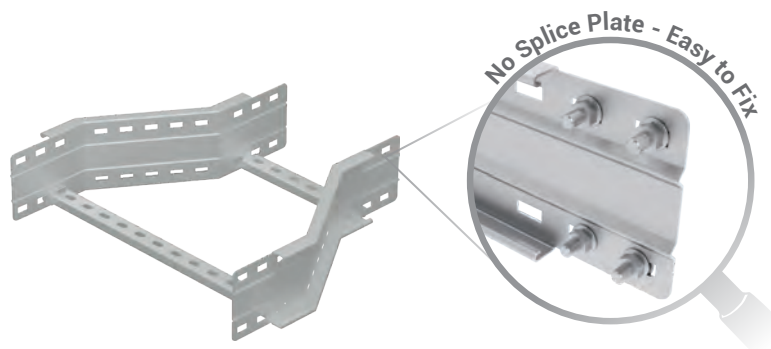
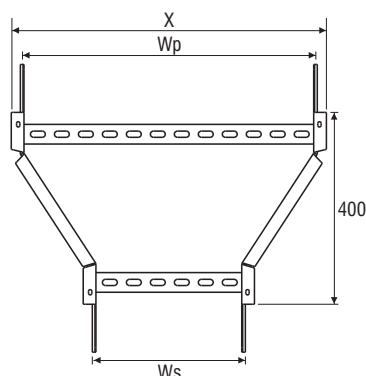
• Please check page "78" for the cover selection.

- Please indicate order code in your orders.
- Please contact us for special modules.
- Material weights may vary by ± 10%

E-LINE KCA OG

Fittings Middle Reduction

MR



Ws (mm)	Wp (mm)	Description	Code				Weight (kg/pcs)			
			100	125	150	200	100	125	150	200
150	200	KCA OG 150/200/MR / Δ	3069356	3069392	3069428		1,192	1,454	1,698	
	300	KCA OG 150/300/MR / Δ	3069357	3069393	3069429		2,437	2,787	2,849	
	450	KCA OG 150/450/MR / Δ	3069358	3069394	3069430		3,238	3,682	4,131	
	600	KCA OG 150/600/MR / Δ	3069359	3069395	3069431		3,886	4,389	4,930	
	750	KCA OG 150/750/MR / Δ	3069360	3069396	3069432		4,785	5,414	6,034	
	900	KCA OG 150/900/MR / Δ	3069361	3069397	3069433		5,396	6,087	6,769	
	1000	KCA OG 150/1000/MR / Δ	3069362	3069398	3069434		6,297	7,102	7,899	
	1100	KCA OG 150/1100/MR / Δ	3069363	3069399	3069435		6,717	7,565	8,399	
200	300	KCA OG 200/300/MR / Δ	3069364	3069400	3069436	3069464	1,404	1,666	1,928	2,454
	450	KCA OG 200/450/MR / Δ	3069365	3069401	3069437	3069465	2,971	3,351	3,472	4,552
	600	KCA OG 200/600/MR / Δ	3069366	3069402	3069438	3069466	3,831	4,308	4,801	5,787
	750	KCA OG 200/750/MR / Δ	3069367	3069403	3069439	3069467	4,722	5,331	5,932	7,131
	900	KCA OG 200/900/MR / Δ	3069368	3069404	3069440	3069468	5,373	6,046	6,708	8,037
	1000	KCA OG 200/1000/MR / Δ	3069369	3069405	3069441	3069469	5,801	6,523	7,231	8,646
	1100	KCA OG 200/1100/MR / Δ	3069370	3069406	3069442	3069470	6,680	7,509	8,328	9,962
300	450	KCA OG 300/450/MR / Δ	3069371	3069407	3069443	3069471	2,917	3,267	3,328	4,367
	600	KCA OG 300/600/MR / Δ	3069372	3069408	3069444	3069472	3,370	3,751	4,151	4,954
	750	KCA OG 300/750/MR / Δ	3069373	3069409	3069445	3069473	4,367	4,868	5,409	6,413
	900	KCA OG 300/900/MR / Δ	3069374	3069410	3069446	3069474	5,007	5,583	6,162	7,321
	1000	KCA OG 300/1000/MR / Δ	3069375	3069411	3069447	3069475	5,721	6,396	7,065	8,402
	1100	KCA OG 300/1100/MR / Δ	3069376	3069412	3069448	3069476	6,120	6,842	7,550	8,965
450	600	KCA OG 450/600/MR / Δ	3069377	3069413	3069449	3069477	3,423	3,605	3,847	5,255
	750	KCA OG 450/750/MR / Δ	3069378	3069414	3069450	3069478	4,331	4,791	5,262	6,206
	900	KCA OG 450/900/MR / Δ	3069379	3069415	3069451	3069479	4,978	5,504	6,041	7,114
	1000	KCA OG 450/1000/MR / Δ	3069380	3069416	3069452	3069480	5,406	5,982	6,561	7,720
	1100	KCA OG 450/1100/MR / Δ	3069381	3069417	3069453	3069481	5,823	6,452	7,073	8,316
600	750	KCA OG 600/750/MR / Δ	3069382	3069418	3069454	3069482	3,876	4,226	4,287	5,326
	900	KCA OG 600/900/MR / Δ	3069383	3069419	3069455	3069483	4,329	4,710	5,110	5,913
	1000	KCA OG 600/1000/MR / Δ	3069384	3069420	3069456	3069484	5,109	5,586	6,079	7,065
	1100	KCA OG 600/1100/MR / Δ	3069385	3069421	3069457	3069485	5,537	6,063	6,600	7,673
750	900	KCA OG 750/900/MR / Δ	3069386	3069422	3069458	3069486	4,356	4,705	4,767	5,805
	1000	KCA OG 750/1000/MR / Δ	3069387	3069423	3069459	3069487	5,210	5,846	6,141	7,254
	1100	KCA OG 750/1100/MR / Δ	3069388	3069424	3069460	3069488	5,260	5,830	6,300	8,734
900	1000	KCA OG 900/1000/MR / Δ	3069389	3069425	3069461	3069489	4,504	4,884	4,980	6,057
	1100	KCA OG 900/1100/MR / Δ	3069390	3069426	3069462	3069490	4,941	5,346	6,253	7,572
1000	1100	KCA OG 1000/1100/MR / Δ	3069391	3069427	3069463	3069491	5,420	5,944	6,406	8,832



- 16 pcs M10X20 bolt set should be ordered.
- Δ : All products codes and weights given are in kilograms (kg) and are hot dip galvanized (HDG) finish.
- To obtain the appropriate component weight in other finishes, multiply the given weight by the below finish factors.
- Finish factor: HDG (ISO En1461) = (HDG):1 / Stainless Steel = (SS) 0.94


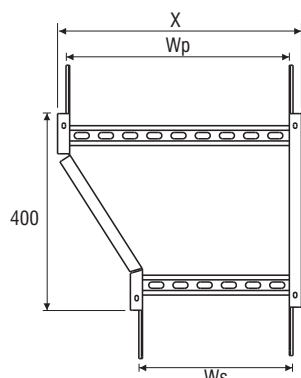
- Please check page "79" for the cover selection.
- Please indicate order code in your orders.
- Please contact us for special modules.
- Material weights may vary by ± 10%

E-LINE KCA OG

Fittings Left Side Reduction



LR



Ws (mm)	Wp (mm)	Description	Code				Weight (kg/pcs)			
			100	125	150	200	100	125	150	200
150	200	KCA OG 150/200/LR / Δ	3069220	3069256	3069292		1,405	1,536	1,786	
	300	KCA OG 150/300/LR / Δ	3069221	3069257	3069293		2,296	2,751	3,103	
	450	KCA OG 150/450/LR / Δ	3069222	3069258	3069294		3,393	3,920	4,393	
	600	KCA OG 150/600/LR / Δ	3069223	3069259	3069295		4,818	5,549	6,206	
	750	KCA OG 150/750/LR / Δ	3069224	3069260	3069296		5,808	6,672	7,443	
	900	KCA OG 150/900/LR / Δ	3069225	3069261	3069297		6,947	7,957	8,862	
	1000	KCA OG 150/1000/LR / Δ	3069226	3069262	3069298		7,751	8,873	9,875	
200	1100	KCA OG 150/1100/LR / Δ	3069227	3069263	3069299		8,570	9,807	10,909	
	300	KCA OG 200/300/LR / Δ	3069228	3069264	3069300	3069328	2,366	2,704	3,084	3,198
	450	KCA OG 200/450/LR / Δ	3069229	3069265	3069301	3069329	3,339	3,841	4,293	5,197
	600	KCA OG 200/600/LR / Δ	3069230	3069266	3069302	3069330	4,754	5,461	6,096	7,367
	750	KCA OG 200/750/LR / Δ	3069231	3069267	3069303	3069331	5,759	6,601	7,353	8,856
	900	KCA OG 200/900/LR / Δ	3069232	3069268	3069304	3069332	6,883	7,869	8,752	10,519
300	1000	KCA OG 200/1000/LR / Δ	3069233	3069269	3069305	3069333	7,687	8,785	9,765	11,727
	1100	KCA OG 200/1100/LR / Δ	3069234	3069270	3069306	3069334	8,507	9,719	10,799	12,960
	450	KCA OG 300/450/LR / Δ	3069235	3069271	3069307	3069335	3,064	3,230	3,582	4,285
	600	KCA OG 300/600/LR / Δ	3069236	3069272	3069308	3069336	4,222	4,808	5,333	6,387
	750	KCA OG 300/750/LR / Δ	3069237	3069273	3069309	3069337	5,297	6,029	6,685	8,000
450	900	KCA OG 300/900/LR / Δ	3069238	3069274	3069310	3069338	6,287	7,152	7,923	9,465
	1000	KCA OG 300/1000/LR / Δ	3069239	3069275	3069311	3069339	7,202	8,188	9,071	10,838
	1100	KCA OG 300/1100/LR / Δ	3069240	3069276	3069312	3069340	8,006	9,104	10,084	12,046
	600	KCA OG 450/600/LR / Δ	3069241	3069277	3069313	3069341	2,711	3,710	4,062	4,765
600	750	KCA OG 450/750/LR / Δ	3069242	3069278	3069314	3069342	4,702	5,287	5,813	6,867
	900	KCA OG 450/900/LR / Δ	3069243	3069279	3069315	3069343	5,777	6,508	7,165	8,479
	1000	KCA OG 450/1000/LR / Δ	3069244	3069280	3069316	3069344	6,558	7,399	8,152	9,654
750	1100	KCA OG 450/1100/LR / Δ	3069245	3069281	3069317	3069345	6,989	7,879	8,672	10,257
	900	KCA OG 600/750/LR / Δ	3069246	3069282	3069318	3069346	3,830	4,189	4,541	5,244
900	1000	KCA OG 600/900/LR / Δ	3069247	3069283	3069319	3069347	4,832	5,359	5,832	6,779
	1100	KCA OG 600/1000/LR / Δ	3069248	3069284	3069320	3069348	5,611	6,241	6,811	7,950
	1100	KCA OG 600/1100/LR / Δ	3069249	3069285	3069321	3069349	6,479	7,236	7,914	9,271
1000	900	KCA OG 750/900/LR / Δ	3069250	3069286	3069322	3069350	4,069	4,669	5,021	5,724
	1000	KCA OG 750/1000/LR / Δ	3069251	3069287	3069323	3069351	5,097	5,497	6,051	6,955
1000	1100	KCA OG 750/1100/LR / Δ	3069252	3069288	3069324	3069352	5,876	6,463	7,029	8,125
	1000	KCA OG 900/1000/LR / Δ	3069253	3069289	3069325	3069353	4,603	5,069	5,321	6,517
1000	1100	KCA OG 900/1100/LR / Δ	3069254	3069290	3069326	3069354	5,362	5,480	6,270	7,130
1000	1100	KCA OG 1000/1100/LR / Δ	3069255	3069291	3069327	3069355	4,922	5,475	5,640	6,836



- 16 pcs M10X20 bolt set should be ordered.
- Δ : All products codes and weights given are in kilograms (kg) and are hot dip galvanized (HDG) finish.
- To obtain the appropriate component weight in other finishes, multiply the given weight by the below finish factors.
- Finish factor: HDG (ISO En1461) = (HDG):1 / Stainless Steel = (SS) 0.94

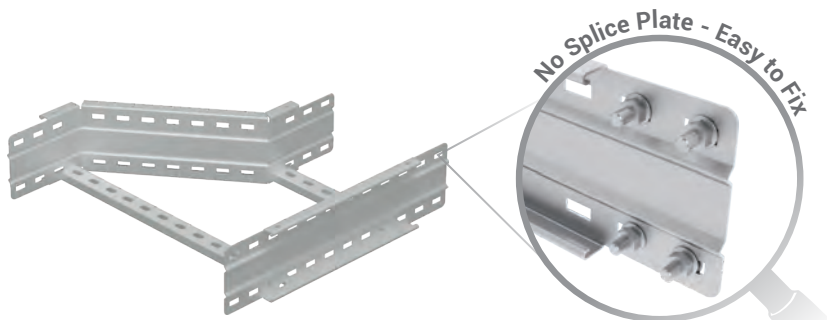
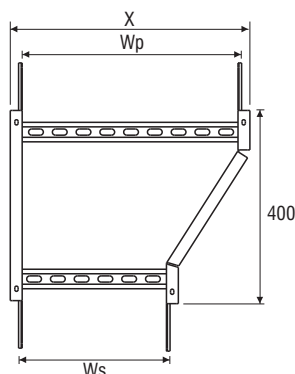
- Please check page "80" for the cover selection.
- Please indicate order code in your orders. • Please contact us for special modules.
- Material weights may vary by ± 10%

E-LINE KCA OG

Fittings Right Side Reduction



RR



Ws (mm)	Wp (mm)	Description	Code				Weight (kg/pcs)			
			100	125	150	200	100	125	150	200
150	200	KCA OG 150/200/RR / Δ	3069084	3069120	3069156		1,405	1,536	1,786	
	300	KCA OG 150/300/RR / Δ	3069085	3069121	3069157		2,296	2,751	3,103	
	450	KCA OG 150/450/RR / Δ	3069086	3069122	3069158		3,393	3,920	4,393	
	600	KCA OG 150/600/RR / Δ	3069087	3069123	3069159		4,818	5,549	6,206	
	750	KCA OG 150/750/RR / Δ	3069088	3069124	3069160		5,808	6,672	7,443	
	900	KCA OG 150/900/RR / Δ	3069089	3069125	3069161		6,947	7,957	8,862	
	1000	KCA OG 150/1000/RR / Δ	3069090	3069126	3069162		7,751	8,873	9,875	
	1100	KCA OG 150/1100/RR / Δ	3069091	3069127	3069163		8,570	9,807	10,909	
200	300	KCA OG 200/300/RR / Δ	3069092	3069128	3069164	3069192	2,366	2,704	3,084	3,198
	450	KCA OG 200/450/RR / Δ	3069093	3069129	3069165	3069193	3,339	3,841	4,293	5,197
	600	KCA OG 200/600/RR / Δ	3069094	3069130	3069166	3069194	4,754	5,461	6,096	7,367
	750	KCA OG 200/750/RR / Δ	3069095	3069131	3069167	3069195	5,759	6,601	7,353	8,856
	900	KCA OG 200/900/RR / Δ	3069096	3069132	3069168	3069196	6,883	7,869	8,752	10,519
	1000	KCA OG 200/1000/RR / Δ	3069097	3069133	3069169	3069197	7,687	8,785	9,765	11,727
	1100	KCA OG 200/1100/RR / Δ	3069098	3069134	3069170	3069198	8,507	9,719	10,799	12,960
300	450	KCA OG 300/450/RR / Δ	3069099	3069135	3069171	3069199	3,064	3,230	3,582	4,285
	600	KCA OG 300/600/RR / Δ	3069100	3069136	3069172	3069200	4,222	4,808	5,333	6,387
	750	KCA OG 300/750/RR / Δ	3069101	3069137	3069173	3069201	5,297	6,029	6,685	8,000
	900	KCA OG 300/900/RR / Δ	3069102	3069138	3069174	3069202	6,287	7,152	7,923	9,465
	1000	KCA OG 300/1000/RR / Δ	3069103	3069139	3069175	3069203	7,202	8,188	9,071	10,838
	1100	KCA OG 300/1100/RR / Δ	3069104	3069140	3069176	3069204	8,006	9,104	10,084	12,046
450	600	KCA OG 450/600/RR / Δ	3069105	3069141	3069177	3069205	2,711	3,710	4,062	4,765
	750	KCA OG 450/750/RR / Δ	3069106	3069142	3069178	3069206	4,702	5,287	5,813	6,867
	900	KCA OG 450/900/RR / Δ	3069107	3069143	3069179	3069207	5,777	6,508	7,165	8,479
	1000	KCA OG 450/1000/RR / Δ	3069108	3069144	3069180	3069208	6,558	7,399	8,152	9,654
	1100	KCA OG 450/1100/RR / Δ	3069109	3069145	3069181	3069209	6,989	7,879	8,672	10,257
600	750	KCA OG 600/750/RR / Δ	3069110	3069146	3069182	3069210	3,830	4,189	4,541	5,244
	900	KCA OG 600/900/RR / Δ	3069111	3069147	3069183	3069211	4,832	5,359	5,832	6,779
	1000	KCA OG 600/1000/RR / Δ	3069112	3069148	3069184	3069212	5,611	6,241	6,811	7,950
	1100	KCA OG 600/1100/RR / Δ	3069113	3069149	3069185	3069213	6,479	7,236	7,914	9,271
750	900	KCA OG 750/900/RR / Δ	3069114	3069150	3069186	3069214	4,069	4,669	5,021	5,724
	1000	KCA OG 750/1000/RR / Δ	3069115	3069151	3069187	3069215	5,097	5,497	6,051	6,955
	1100	KCA OG 750/1100/RR / Δ	3069116	3069152	3069188	3069216	5,876	6,463	7,029	8,125
900	1000	KCA OG 900/1000/RR / Δ	3069117	3069153	3069189	3069217	4,603	5,069	5,321	6,517
	1100	KCA OG 900/1100/RR / Δ	3069118	3069154	3069190	3069218	5,362	5,480	6,270	7,130
1000	1100	KCA OG 1000/1100/RR / Δ	3069119	3069155	3069191	3069219	4,922	5,475	5,640	6,836



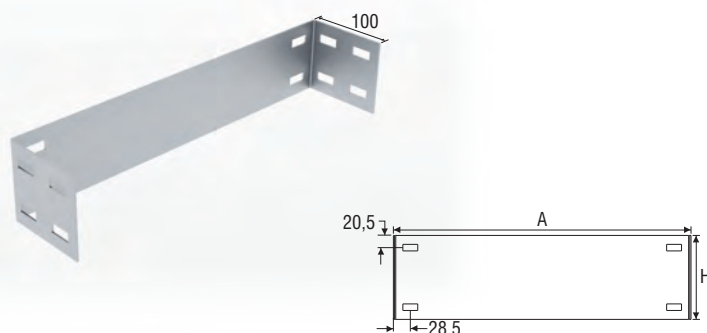
- 16 pcs M10X20 bolt set should be ordered.
- Δ : All products codes and weights given are in kilograms (kg) and are hot dip galvanized (HDG) finish.
- To obtain the appropriate component weight in other finishes, multiply the given weight by the below finish factors.
- Finish factor: HDG (ISO En1461) = (HDG):1 / Stainless Steel = (SS) 0.94

- Please check page "81" for the cover selection.
- Please indicate order code in your orders.
- Please contact us for special modules.
- Material weights may vary by ± 10%

E-LINE KCA OG

Accessories End Cover

Description	A (mm)	Code	Weight (kg)
100 KCA OG/END/150/Δ	150	3070505	0,482
100 KCA OG/END/200/Δ	200	3070506	0,561
100 KCA OG/END/300/Δ	300	3070507	0,718
100 KCA OG/END/450/Δ	450	3070508	0,953
100 KCA OG/END/600/Δ	600	3070509	1,190
100 KCA OG/END/750/Δ	750	3070510	1,425
100 KCA OG/END/900/Δ	900	3070511	1,661
100 KCA OG/END/1000/Δ	1000	3070512	1,818
100 KCA OG/END/1100/Δ	1100	3070513	1,975




Description	A (mm)	Code	Weight (kg)
125 KCA OG/END/150/Δ	150	3070514	0,631
125 KCA OG/END/200/Δ	200	3070515	0,731
125 KCA OG/END/300/Δ	300	3070516	0,931
125 KCA OG/END/450/Δ	450	3070517	1,232
125 KCA OG/END/600/Δ	600	3070518	1,532
125 KCA OG/END/750/Δ	750	3070519	1,832
125 KCA OG/END/900/Δ	900	3070520	2,132
125 KCA OG/END/1000/Δ	1000	3070521	2,334
125 KCA OG/END/1100/Δ	1100	3070522	2,534



Description	A (mm)	Code	Weight (kg)
150 KCA OG/END/150/Δ	150	3070523	0,778
150 KCA OG/END/200/Δ	200	3070524	0,900
150 KCA OG/END/300/Δ	300	3070525	1,144
150 KCA OG/END/450/Δ	450	3070526	1,509
150 KCA OG/END/600/Δ	600	3070527	1,874
150 KCA OG/END/750/Δ	750	3070528	2,240
150 KCA OG/END/900/Δ	900	3070529	2,605
150 KCA OG/END/1000/Δ	1000	3070530	2,849
150 KCA OG/END/1100/Δ	1100	3070531	3,092



Description	A (mm)	Code	Weight (kg)
200 KCA OG/END/200/Δ	200	3070532	1,240
200 KCA OG/END/300/Δ	300	3070533	1,570
200 KCA OG/END/450/Δ	450	3070534	2,064
200 KCA OG/END/600/Δ	600	3070535	2,559
200 KCA OG/END/750/Δ	750	3070536	3,054
200 KCA OG/END/900/Δ	900	3070537	3,549
200 KCA OG/END/1000/Δ	1000	3070538	3,879
200 KCA OG/END/1100/Δ	1100	3070539	4,209
100 KCA OG/END/1100/Δ	1100	3070513	1,975



- 4 pcs M10X20 bolt set should be ordered.
- Δ : All products codes and weights given are in kilograms (kg) and are hot dip galvanized (HDG) finish.
- To obtain the appropriate component weight in other finishes, multiply the given weight by the below finish factors.
- Finish factor: HDG (ISO En1461) = (HDG):1 / Stainless Steel = (SS) 0.94

- Please indicate order code in your orders.
- Please contact us for special modules.
- Material weights may vary by ± 10%

E-LINE KCA OG

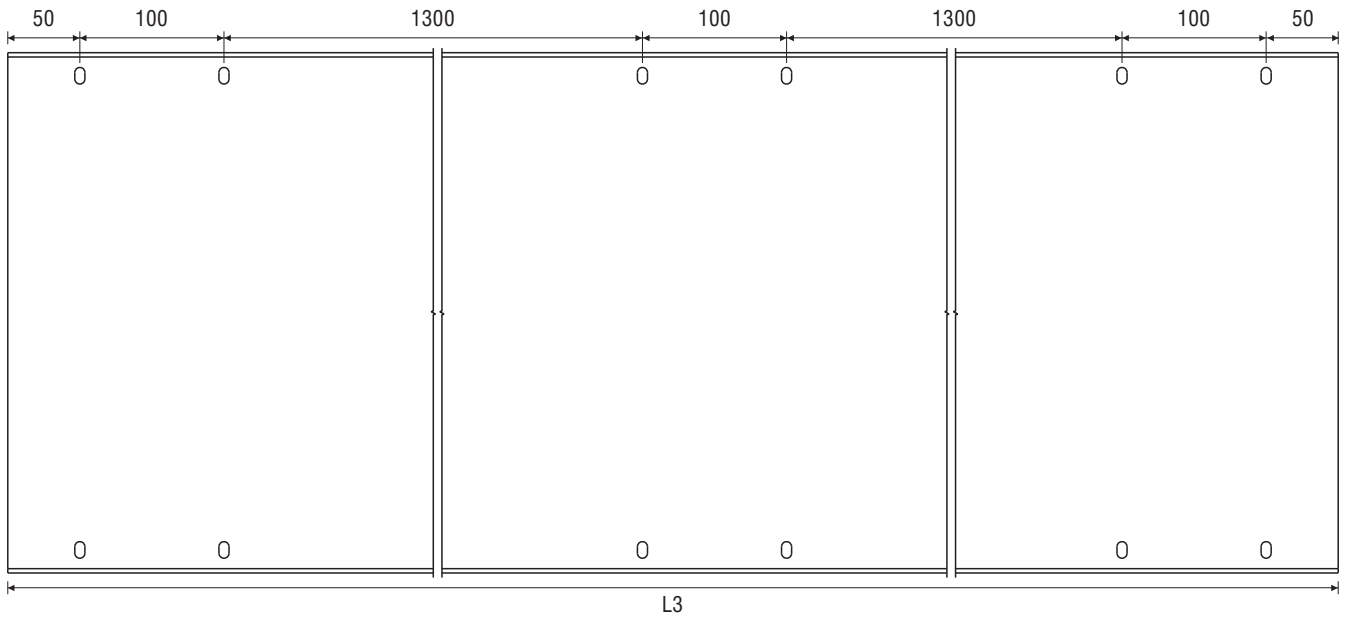
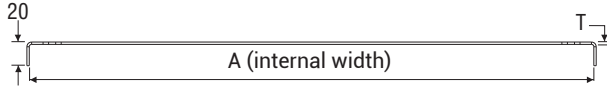
Straight Cover



Description	Code	A	Weight (kg/m)	M6x12 Cover Fixing Set
KCAOGK/150/L3/Δ	3069562	210	3,050	12
KCAOGK/200/L3/Δ	3069563	260	3,700	12
KCAOGK/300/L3/Δ	3069564	360	5,000	12
KCAOGK/450/L3/Δ	3069565	510	9,220	12
KCAOGK/600/L3/Δ	3069566	660	11,810	12
KCAOGK/750/L3/Δ	3069567	810	14,410	12
KCAOGK/900/L3/Δ	3069568	960	17,000	12
KCAOGK/1000/L3/Δ	3069569	1060	18,720	12
KCAOGK/1100/L3/Δ	3069570	1160	20,450	12



- T: 1.5mm up to 300 mm width
- Over 300mm is T: 2mm
- Standard length: 3000mm
- Over 600mm width cover, Asu profile should be ordered.



- 12 pcs M6X12 pan head bolt set should be ordered. Per 3mt. cover.
- Δ : All products codes and weights given are in kilograms (kg) and are hot dip galvanized (HDG) finish.
- To obtain the appropriate component weight in other finishes, multiply the given weight by the below finish factors.
- Finish factor: HDG (ISO En1461) = (HDG):1 / Stainless Steel = (SS) 0.94

- Please indicate order code in your orders.
- Please contact us for special modules.
- Material weights may vary by ± 10%

E-LINE KCA OG

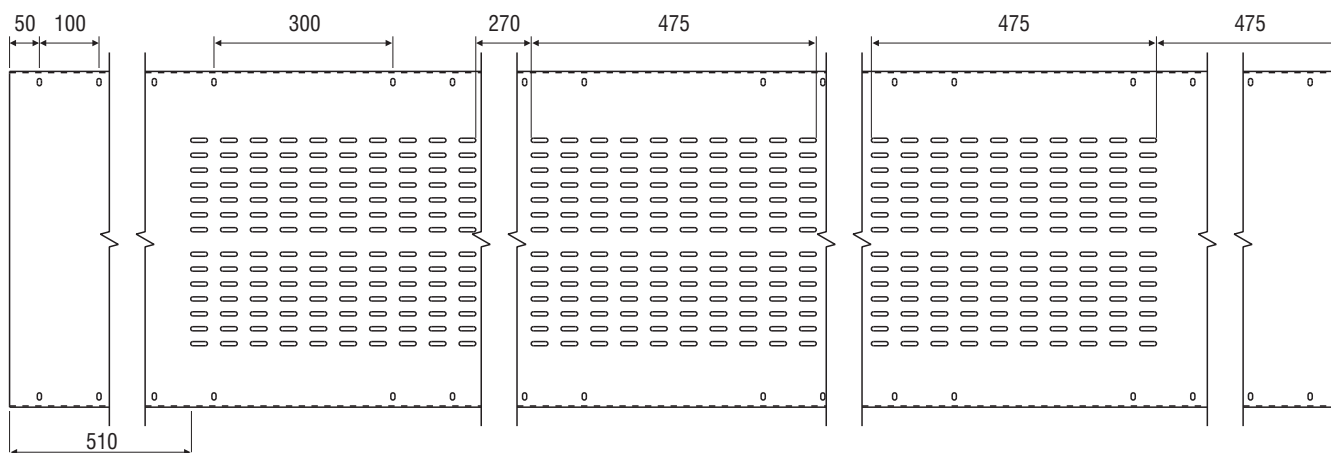
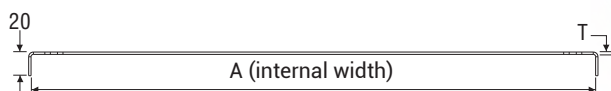
Straight Perforated Cover



Description	Code	A	Weight (kg/m)	M6x12 Cover Fixing Set
KCAOGK/150/L3/Perforated	3266058	210	3,141	12
KCAOGK/200/L3/Perforated	3266059	260	3,740	12
KCAOGK/300/L3/ Perforated	3266060	360	4,987	12
KCAOGK/450/L3/ Perforated	3266061	510	9,048	12
KCAOGK/600/L3/ Perforated	3266062	660	11,447	12
KCAOGK/750/L3/ Perforated	3266063	810	13,845	12
KCAOGK/900/L3/ Perforated	3266064	960	16,371	12
KCAOGK/1000/L3/Perforated	3266065	1060	17,970	12
KCAOGK/1100/L3/Perforated	3266066	1160	19,633	12



- T: 1.5mm up to 300 mm width
- Over 300mm is T: 2mm
- Standard length: 3000mm
- Over 600mm width cover, Asu profile should be ordered.



- 12 pcs M6X12 pan head bolt set should be ordered. Per 3mt. cover.
- Δ : All products codes and weights given are in kilograms (kg) and are hot dip galvanized (HDG) finish.
- To obtain the appropriate component weight in other finishes, multiply the given weight by the below finish factors.
- Finish factor: HDG (ISO En1461) = (HDG):1 / Stainless Steel = (SS) 0.94

- Please indicate order code in your orders.
- Please contact us for special modules.
- Material weights may vary by ± 10%

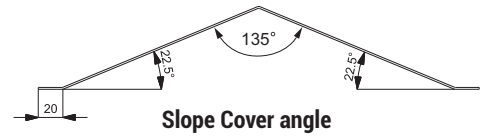
E-LINE KCA OG

Cover Slope Bracket



Description	Code	Weight (kg/m)	M6X12 M6x12 Cover Fixing Set (pc)
KCA OG/150/L3/Slope COVER	3106204	3,580	16
KCA OG/200/L3/Slope COVER	3106205	4,510	16
KCA OG/300/L3/Slope COVER	3106206	6,380	16
KCA OG/450/L3/Slope COVER	3106207	9,200	16
KCA OG/600/L3/Slope COVER	3106208	11,990	16
KCA OG/750/L3/Slope COVER	3106209	14,790	16
KCA OG/900/L3/Slope COVER	3106210	17,600	16
KCA OG/1000/L3/Slope COVER	3106211	19,470	16
KCA OG/1100/L3/Slope COVER	3106212	21,340	16

- T: 1.5 up to 300mm width
- Over 300mm is T: 2mm
- Standard length : 3000mm



- 12 pcs M6X12 pan head bolt set should be ordered. Per 3mt. cover.
- Δ : All products codes and weights given are in kilograms (kg) and are hot dip galvanized (HDG) finish.
- To obtain the appropriate component weight in other finishes, multiply the given weight by the below finish factors.
- Finish factor: HDG (ISO En1461) = (HDG):1 / Stainless Steel = (SS) 0.94

- Please indicate order code in your orders.
- Please contact us for special modules.
- Material weights may vary by ± 10%


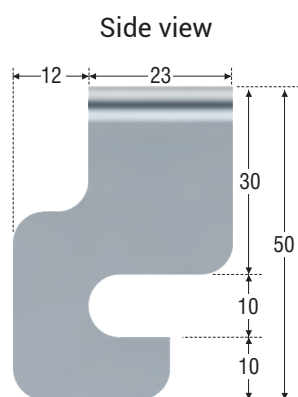
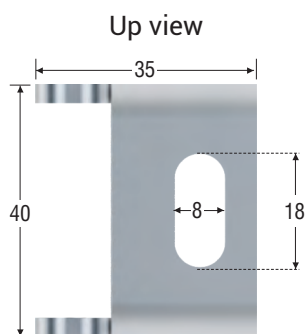
E-LINE KCA OG

Cover Elevation Bracket

Description	Code	Weight (kg)
KCA OG / ELV / Δ	2044398	0,076


• Cover elevation bracket for air ventilation.

Tray & Fitting Type	Width	
	50 mm to 150 mm	200 mm to 300 mm
Straight Tray	6	6
90° Flat Elbow	4	4
60° Flat Elbow	4	4
45° Flat Elbow	4	4
30° Flat Elbow	4	4
Reducers	4	4




- 1 pcs M6X12 pan head bolt set should be ordered.
- Δ : All products codes and weights given are in kilograms (kg) and are hot dip galvanized (HDG) finish.
- To obtain the appropriate component weight in other finishes, multiply the given weight by the below finish factors.
- Finish factor: HDG (ISO En1461) = (HDG):1 / Stainless Steel = (SS) 0.94

• Please indicate order code in your orders. • Please contact us for special modules.
 • Material weights may vary by ± 10%



E-LINE UK

▶▶Pre-Galvanized Cable Trays




E-LINE CT

▶▶Hot-Dip Galvanized Cable Trays




E-LINE CTK

▶▶Hot-Dip Galvanized Cable Trays




E-LINE KM

▶▶Hot-Dip Galvanized Cable Trays




E-LINE TKS

▶▶Pre-Galvanized & Hot-Dip Trunking System




E-LINE TLS

▶▶ElectroGalvanized & Hot Dip & Stainless




E-LINE AA

▶▶Support System & Accessories




E-LINE BINRAK

▶▶Modular Connecting Systems



E-LINE KCA-OG

▶▶Oil&Gas&Industrial Cable Ladder Systems



E-LINE KCA GRP CTA GRP

▶▶Non-metallic Cable Management System
I Pultruded Fiberglass Reinforced Polyester



E-LINE M-FIX

▶▶Electro-Mechanical Support and Suspension Systems




E-LINE RSP

▶▶Smart Rectangular Profiles

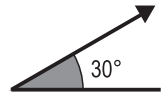
E-LINE KCA OG

Fittings Cover YD30 Horizontal Elbow

YD30



Fitting cover shown for illustration purposes only.



Width (mm)	Radius (mm)	Description	Code	Weight (kg)	M6x12 Cover Fixing Set
150	300	KCA OGK200/YD30/Δ/300	3069571	1,329	4
	450	KCA OGK200/YD30/Δ/450	3069580	1,685	4
	600	KCA OGK200/YD30/Δ/600	3069589	1,961	4
	900	KCA OGK200/YD30/Δ/900	3069598	2,515	4
200	300	KCA OGK200/YD30/Δ/300	3069572	1,789	4
	450	KCA OGK200/YD30/Δ/450	3069581	2,133	4
	600	KCA OGK200/YD30/Δ/600	3069590	2,477	4
	900	KCA OGK200/YD30/Δ/900	3069599	3,167	4
300	300	KCA OGK200/YD30/Δ/300	3069573	2,617	4
	450	KCA OGK200/YD30/Δ/450	3069582	3,097	4
	600	KCA OGK200/YD30/Δ/600	3069591	3,577	4
	900	KCA OGK200/YD30/Δ/900	3069600	4,538	4
450	300	KCA OGK200/YD30/Δ/300	3069574	3,996	4
	450	KCA OGK200/YD30/Δ/450	3069583	4,712	4
	600	KCA OGK200/YD30/Δ/600	3069592	5,397	4
	900	KCA OGK200/YD30/Δ/900	3069601	6,764	4
600	300	KCA OGK200/YD30/Δ/300	3069575	5,645	4
	450	KCA OGK200/YD30/Δ/450	3069584	6,532	4
	600	KCA OGK200/YD30/Δ/600	3069593	7,418	4
	900	KCA OGK200/YD30/Δ/900	3069602	9,193	4
750	300	KCA OGK200/YD30/Δ/300	3069576	7,464	4
	450	KCA OGK200/YD30/Δ/450	3069585	8,555	4
	600	KCA OGK200/YD30/Δ/600	3069594	9,645	4
	900	KCA OGK200/YD30/Δ/900	3069603	11,826	4
900	300	KCA OGK200/YD30/Δ/300	3069577	9,486	4
	450	KCA OGK200/YD30/Δ/450	3069586	10,780	4
	600	KCA OGK200/YD30/Δ/600	3069595	12,075	4
	900	KCA OGK200/YD30/Δ/900	3069604	14,662	4
1000	300	KCA OGK200/YD30/Δ/300	3069578	10,947	4
	450	KCA OGK200/YD30/Δ/450	3069587	12,377	4
	600	KCA OGK200/YD30/Δ/600	3069596	13,774	4
	900	KCA OGK200/YD30/Δ/900	3069605	16,666	4
1100	300	KCA OGK200/YD30/Δ/300	3069579	12,499	4
	450	KCA OGK200/YD30/Δ/450	3069588	14,065	4
	600	KCA OGK200/YD30/Δ/600	3069597	15,630	4
	900	KCA OGK200/YD30/Δ/900	3069606	18,761	4


- Δ : All products codes and weights given are in kilograms (kg) and are hot dip galvanized (HDG) finish.
- To obtain the appropriate component weight in other finishes, multiply the given weight by the below finish factors.
- Finish factor : HDG (ISO En1461) = (HDG):1 / Stainless Steel = (SS) 0.94

- Please indicate order code in your orders.
- Please contact us for special modules.
- Material weights may vary by ± 10%

E-LINE KCA OG

Fittings Cover YD45 Horizontal Elbow

YD45



Fitting cover shown for illustration purposes only.

Width (mm)	Radius (mm)	Description	Code	Weight (kg)	M6x12 Cover Fixing Set
150	300	KCA OGK150/YD45/Δ/300	3069607	1,757	4
	450	KCA OGK150/YD45/Δ/450	3069616	2,171	4
	600	KCA OGK150/YD45/Δ/600	3069625	2,587	4
	900	KCA OGK150/YD45/Δ/900	3069634	3,417	4
200	300	KCA OGK200/YD45/Δ/300	3069608	2,252	4
	450	KCA OGK200/YD45/Δ/450	3069617	2,765	4
	600	KCA OGK200/YD45/Δ/600	3069626	3,285	4
	900	KCA OGK200/YD45/Δ/900	3069635	4,319	4
300	300	KCA OGK300/YD45/Δ/300	3069609	3,342	4
	450	KCA OGK300/YD45/Δ/450	3069618	4,062	4
	600	KCA OGK300/YD45/Δ/600	3069627	4,783	4
	900	KCA OGK300/YD45/Δ/900	3069636	6,223	4
450	300	KCA OGK450/YD45/Δ/300	3069610	5,233	4
	450	KCA OGK450/YD45/Δ/450	3069619	6,258	4
	600	KCA OGK450/YD45/Δ/600	3069628	7,283	4
	900	KCA OGK450/YD45/Δ/900	3069637	9,334	4
600	300	KCA OGK600/YD45/Δ/300	3069611	7,427	4
	450	KCA OGK600/YD45/Δ/450	3069620	8,758	4
	600	KCA OGK600/YD45/Δ/600	3069629	10,089	4
	900	KCA OGK600/YD45/Δ/900	3069638	12,750	4
750	300	KCA OGK750/YD45/Δ/300	3069612	9,929	4
	450	KCA OGK750/YD45/Δ/450	3069621	11,564	4
	600	KCA OGK750/YD45/Δ/600	3069630	13,200	4
	900	KCA OGK750/YD45/Δ/900	3069639	16,471	4
900	300	KCA OGK900/YD45/Δ/300	3069613	12,735	4
	450	KCA OGK900/YD45/Δ/450	3069622	14,675	4
	600	KCA OGK900/YD45/Δ/600	3069631	16,617	4
	900	KCA OGK900/YD45/Δ/900	3069640	20,499	4
1000	300	KCA OGK1000/YD45/Δ/300	3069614	14,774	4
	450	KCA OGK1000/YD45/Δ/450	3069623	16,919	4
	600	KCA OGK1000/YD45/Δ/600	3069632	19,063	4
	900	KCA OGK1000/YD45/Δ/900	3069641	23,352	4
1100	300	KCA OGK1100/YD45/Δ/300	3069615	16,950	4
	450	KCA OGK1100/YD45/Δ/450	3069624	19,298	4
	600	KCA OGK1100/YD45/Δ/600	3069633	21,646	4
	900	KCA OGK1100/YD45/Δ/900	3069642	26,342	4

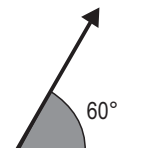

- Δ : All products codes and weights given are in kilograms (kg) and are hot dip galvanized (HDG) finish.
- To obtain the appropriate component weight in other finishes, multiply the given weight by the below finish factors.
- Finish factor : HDG (ISO En1461) = (HDG):1 / Stainless Steel = (SS) 0.94

- Please indicate order code in your orders.
- Please contact us for special modules.
- Material weights may vary by ± 10%

E-LINE KCA OG

Fittings Cover YD60 Horizontal Elbow

YD60



Fitting cover shown for illustration purposes only.

Width (mm)	Radius (mm)	Description	Code	Weight (kg)	M6x12 Cover Fixing Set
150	300	KCA OGK150/YD60/Δ/300	3069643	2,105	4
	450	KCA OGK150/YD60/Δ/450	3069652	2,659	4
	600	KCA OGK150/YD60/Δ/600	3069661	3,212	4
	900	KCA OGK150/YD60/Δ/900	3069670	4,319	4
200	300	KCA OGK200/YD60/Δ/300	3069644	2,714	4
	450	KCA OGK200/YD60/Δ/450	3069653	3,403	4
	600	KCA OGK200/YD60/Δ/600	3069662	4,092	4
	900	KCA OGK200/YD60/Δ/900	3069671	5,404	4
300	300	KCA OGK300/YD60/Δ/300	3069645	4,067	4
	450	KCA OGK300/YD60/Δ/450	3069654	5,027	4
	600	KCA OGK300/YD60/Δ/600	3069663	5,987	4
	900	KCA OGK300/YD60/Δ/900	3069672	7,908	4
450	300	KCA OGK450/YD60/Δ/300	3069646	6,435	4
	450	KCA OGK450/YD60/Δ/450	3069655	7,802	4
	600	KCA OGK450/YD60/Δ/600	3069664	9,170	4
	900	KCA OGK450/YD60/Δ/900	3069673	11,904	4
600	300	KCA OGK600/YD60/Δ/300	3069647	9,210	4
	450	KCA OGK600/YD60/Δ/450	3069656	10,985	4
	600	KCA OGK600/YD60/Δ/600	3069665	12,759	4
	900	KCA OGK600/YD60/Δ/900	3069674	16,308	4
750	300	KCA OGK750/YD60/Δ/300	3069648	12,393	4
	450	KCA OGK750/YD60/Δ/450	3069657	14,574	4
	600	KCA OGK750/YD60/Δ/600	3069666	16,755	4
	900	KCA OGK750/YD60/Δ/900	3069675	21,117	4
900	300	KCA OGK900/YD60/Δ/300	3069649	15,982	4
	450	KCA OGK900/YD60/Δ/450	3069658	18,570	4
	600	KCA OGK900/YD60/Δ/600	3069667	21,159	4
	900	KCA OGK900/YD60/Δ/900	3069676	26,334	4
1000	300	KCA OGK1000/YD60/Δ/300	3069650	18,601	4
	450	KCA OGK1000/YD60/Δ/450	3069659	21,460	4
	600	KCA OGK1000/YD60/Δ/600	3069668	24,320	4
	900	KCA OGK1000/YD60/Δ/900	3069677	30,038	4
1100	300	KCA OGK1100/YD60/Δ/300	3069651	21,401	4
	450	KCA OGK1100/YD60/Δ/450	3069660	24,531	4
	600	KCA OGK1100/YD60/Δ/600	3069669	27,662	4
	900	KCA OGK1100/YD60/Δ/900	3069678	33,923	4


- Δ : All products codes and weights given are in kilograms (kg) and are hot dip galvanized (HDG) finish.
- To obtain the appropriate component weight in other finishes, multiply the given weight by the below finish factors.
- Finish factor : HDG (ISO En1461) = (HDG):1 / Stainless Steel = (SS) 0.94

- Please indicate order code in your orders. • Please contact us for special modules.
- Material weights may vary by ± 10%

E-LINE KCA OG

Fittings Cover YD90 Horizontal Elbow

YD90



Fitting cover shown for illustration purposes only.

Width (mm)	Radius (mm)	Description	Code	Weight (kg)	M6x12 Cover Fixing Set
150	300	KCA OGK150/YD90/Δ/300	3069679	2,905	4
	450	KCA OGK150/YD90/Δ/450	3069688	3,765	4
	600	KCA OGK150/YD90/Δ/600	3069697	4,625	4
	900	KCA OGK150/YD90/Δ/900	3069706	6,345	4
200	300	KCA OGK200/YD90/Δ/300	3069680	3,772	4
	450	KCA OGK200/YD90/Δ/450	3069689	4,843	4
	600	KCA OGK200/YD90/Δ/600	3069698	5,914	4
	900	KCA OGK200/YD90/Δ/900	3069707	8,056	4
300	300	KCA OGK300/YD90/Δ/300	3069681	5,717	4
	450	KCA OGK300/YD90/Δ/450	3069690	7,211	4
	600	KCA OGK300/YD90/Δ/600	3069699	8,704	4
	900	KCA OGK300/YD90/Δ/900	3069708	11,690	4
450	300	KCA OGK450/YD90/Δ/300	3069682	9,163	4
	450	KCA OGK450/YD90/Δ/450	3069691	11,288	4
	600	KCA OGK450/YD90/Δ/600	3069700	13,414	4
	900	KCA OGK450/YD90/Δ/900	3069709	17,665	4
600	300	KCA OGK600/YD90/Δ/300	3069683	13,241	4
	450	KCA OGK600/YD90/Δ/450	3069692	16,000	4
	600	KCA OGK600/YD90/Δ/600	3069701	18,758	4
	900	KCA OGK600/YD90/Δ/900	3069710	24,273	4
750	300	KCA OGK750/YD90/Δ/300	3069684	17,952	4
	450	KCA OGK750/YD90/Δ/450	3069693	21,343	4
	600	KCA OGK750/YD90/Δ/600	3069702	24,733	4
	900	KCA OGK750/YD90/Δ/900	3069711	31,514	4
900	300	KCA OGK900/YD90/Δ/300	3069685	23,296	4
	450	KCA OGK900/YD90/Δ/450	3069694	27,319	4
	600	KCA OGK900/YD90/Δ/600	3069703	31,342	4
	900	KCA OGK900/YD90/Δ/900	3069712	39,388	4
1000	300	KCA OGK1000/YD90/Δ/300	3069686	27,210	4
	450	KCA OGK1000/YD90/Δ/450	3069695	31,653	4
	600	KCA OGK1000/YD90/Δ/600	3069704	36,087	4
	900	KCA OGK1000/YD90/Δ/900	3069713	44,988	4
1100	300	KCA OGK1100/YD90/Δ/300	3069687	31,404	4
	450	KCA OGK1100/YD90/Δ/450	3069696	36,270	4
	600	KCA OGK1100/YD90/Δ/600	3069705	41,137	4
	900	KCA OGK1100/YD90/Δ/900	3069714	50,870	4


- Δ : All products codes and weights given are in kilograms (kg) and are hot dip galvanized (HDG) finish.
- To obtain the appropriate component weight in other finishes, multiply the given weight by the below finish factors.
- Finish factor : HDG (ISO En1461) = (HDG):1 / Stainless Steel = (SS) 0.94

- Please indicate order code in your orders. • Please contact us for special modules.
- Material weights may vary by ± 10%

E-LINE KCA OG

Fittings Cover DD30 Vertical Outside

DD30



Fitting cover shown for illustration purposes only.

Width (mm)	Radius (mm)	Description	Code				Weight (kg/pcs)				M6x12 Cover Fixing Set
			100	125	150	200	100	125	150	200	
150	300	KCA OGK150/DD30/Δ/300	3069859	3069868	3069877		1,097	1,148	1,201		4
	450	KCA OGK150/DD30/Δ/450	3069894	3069903	3069912		1,427	1,480	1,531		4
	600	KCA OGK150/DD30/Δ/600	3069929	3069938	3069947		1,746	1,797	1,850		4
	900	KCA OGK150/DD30/Δ/900	3069964	3069973	3069982		2,395	2,446	2,495		4
200	300	KCA OGK200/DD30/Δ/300	3069860	3069869	3069878	3069886	1,338	1,396	1,460	1,592	4
	450	KCA OGK200/DD30/Δ/450	3069895	3069904	3069913	3069921	1,734	1,797	1,861	1,993	4
	600	KCA OGK200/DD30/Δ/600	3069930	3069939	3069948	3069956	2,121	2,185	2,248	2,380	4
	900	KCA OGK200/DD30/Δ/900	3069965	3069974	3069983	3069991	2,908	2,972	3,032	3,168	4
300	300	KCA OGK300/DD30/Δ/300	3069861	3069870	3069879	3069887	1,811	1,892	1,978	2,156	4
	450	KCA OGK300/DD30/Δ/450	3069896	3069905	3069914	3069922	2,349	2,434	2,520	2,699	4
	600	KCA OGK300/DD30/Δ/600	3069931	3069940	3069949	3069957	2,872	2,958	3,044	3,223	4
	900	KCA OGK300/DD30/Δ/900	3069966	3069975	3069984	3069992	3,938	4,024	4,103	4,289	4
450	300	KCA OGK450/DD30/Δ/300	3069862	3069871	3069880	3069888	2,519	2,635	2,754	3,003	4
	450	KCA OGK450/DD30/Δ/450	3069897	3069906	3069915	3069923	3,270	3,390	3,510	3,759	4
	600	KCA OGK450/DD30/Δ/600	3069932	3069941	3069950	3069958	3,997	4,117	4,237	4,486	4
	900	KCA OGK450/DD30/Δ/900	3069967	3069976	3069985	3069993	5,481	5,601	5,711	5,970	4
600	300	KCA OGK600/DD30/Δ/300	3069863	3069872	3069881	3069889	3,229	3,377	3,531	3,850	4
	450	KCA OGK600/DD30/Δ/450	3069898	3069907	3069916	3069924	4,192	4,345	4,499	4,817	4
	600	KCA OGK600/DD30/Δ/600	3069933	3069942	3069951	3069959	5,124	5,278	5,431	5,750	4
	900	KCA OGK600/DD30/Δ/900	3069968	3069977	3069986	3069994	7,025	7,178	7,319	7,651	4
750	300	KCA OGK750/DD30/Δ/300	3069864	3069873	3069882	3069890	3,938	4,121	4,308	4,696	4
	450	KCA OGK750/DD30/Δ/450	3069899	3069908	3069917	3069925	5,114	5,301	5,488	5,876	4
	600	KCA OGK750/DD30/Δ/600	3069934	3069943	3069952	3069960	6,250	6,437	6,624	7,014	4
	900	KCA OGK750/DD30/Δ/900	3069969	3069978	3069987	3069995	8,568	8,755	8,928	9,330	4
900	300	KCA OGK900/DD30/Δ/300	3069865	3069874	3069883	3069891	4,648	4,863	5,084	5,543	4
	450	KCA OGK900/DD30/Δ/450	3069900	3069909	3069918	3069926	6,035	6,256	6,477	6,936	4
	600	KCA OGK900/DD30/Δ/600	3069935	3069944	3069953	3069961	7,377	7,598	7,819	8,278	4
	900	KCA OGK900/DD30/Δ/900	3069970	3069979	3069988	3069996	10,111	10,332	10,536	11,011	4
1000	300	KCA OGK1000/DD30/Δ/300	3069866	3069875	3069884	3069892	5,119	5,358	5,601	6,107	4
	450	KCA OGK1000/DD30/Δ/450	3069901	3069910	3069919	3069927	6,650	6,893	7,136	7,642	4
	600	KCA OGK1000/DD30/Δ/600	3069936	3069945	3069954	3069962	8,128	8,371	8,618	9,119	4
	900	KCA OGK1000/DD30/Δ/900	3069971	3069980	3069989	3069997	11,140	11,384	11,608	12,132	4
1100	300	KCA OGK1100/DD30/Δ/300	3069867	3069876	3069885	3069893	5,592	5,854	6,119	6,672	4
	450	KCA OGK1100/DD30/Δ/450	3069902	3069911	3069920	3069928	7,264	7,530	7,796	8,347	4
	600	KCA OGK1100/DD30/Δ/600	3069937	3069946	3069955	3069963	8,878	9,144	9,411	9,962	4
	900	KCA OGK1100/DD30/Δ/900	3069972	3069981	3069990	3069998	12,169	12,434	12,680	13,252	4

- Δ : All products codes and weights given are in kilograms (kg) and are hot dip galvanized (HDG) finish.
- To obtain the appropriate component weight in other finishes, multiply the given weight by the below finish factors.
- Finish factor : HDG (ISO En1461) = (HDG):1 / Stainless Steel = (SS) 0.94


- Please indicate order code in your orders. • Please contact us for special modules.
- Material weights may vary by ± 10%

E-LINE KCA OG

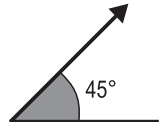
Fittings Cover DD45 Vertical Outside



DD45



Fitting cover shown for illustration purposes only.



Width (mm)	Radius (mm)	Description	Code				Weight (kg/pcs)				M6x12 Cover Fixing Set
			100	125	150	200	100	125	150	200	
150	300	KCA OGK150/DD45/Δ/300	3069999	3070008	3070017		1,560	1,645	1,726		4
	450	KCA OGK150/DD45/Δ/450	3070034	3070043	3070052		2,068	2,153	2,234		4
	600	KCA OGK150/DD45/Δ/600	3070069	3070078	3070087		2,564	2,649	2,734		4
	900	KCA OGK150/DD45/Δ/900	3070104	3070113	3070122		3,568	3,653	3,733		4
200	300	KCA OGK200/DD45/Δ/300	3070000	3070009	3070018	3070026	1,896	1,999	2,097	2,302	4
	450	KCA OGK200/DD45/Δ/450	3070035	3070044	3070053	3070061	2,514	2,616	2,714	2,919	4
	600	KCA OGK200/DD45/Δ/600	3070070	3070079	3070088	3070096	3,115	3,218	3,321	3,521	4
	900	KCA OGK200/DD45/Δ/900	3070105	3070114	3070123	3070131	4,334	4,436	4,534	4,740	4
300	300	KCA OGK300/DD45/Δ/300	3070001	3070010	3070019	3070027	2,569	2,707	2,840	3,119	4
	450	KCA OGK300/DD45/Δ/450	3070036	3070045	3070054	3070062	3,402	3,542	3,674	3,952	4
	600	KCA OGK300/DD45/Δ/600	3070071	3070080	3070089	3070097	4,217	4,356	4,496	4,767	4
	900	KCA OGK300/DD45/Δ/900	3070106	3070115	3070124	3070132	5,866	6,005	6,138	6,415	4
450	300	KCA OGK450/DD45/Δ/300	3070002	3070011	3070020	3070028	3,577	3,770	3,955	4,342	4
	450	KCA OGK450/DD45/Δ/450	3070037	3070046	3070055	3070063	4,738	4,931	5,115	5,502	4
	600	KCA OGK450/DD45/Δ/600	3070072	3070081	3070090	3070098	5,871	6,064	6,258	6,635	4
	900	KCA OGK450/DD45/Δ/900	3070107	3070116	3070125	3070133	8,164	8,358	8,543	8,929	4
600	300	KCA OGK600/DD45/Δ/300	3070003	3070012	3070021	3070029	4,585	4,832	5,069	5,565	4
	450	KCA OGK600/DD45/Δ/450	3070038	3070047	3070056	3070064	6,072	6,320	6,556	7,052	4
	600	KCA OGK600/DD45/Δ/600	3070073	3070082	3070091	3070099	7,524	7,772	8,019	8,503	4
	900	KCA OGK600/DD45/Δ/900	3070108	3070117	3070126	3070134	10,462	10,711	10,946	11,442	4
750	300	KCA OGK750/DD45/Δ/300	3070004	3070013	3070022	3070030	5,594	5,895	6,183	6,788	4
	450	KCA OGK750/DD45/Δ/450	3070039	3070048	3070057	3070065	7,406	7,709	7,997	8,601	4
	600	KCA OGK750/DD45/Δ/600	3070074	3070083	3070092	3070100	9,177	9,479	9,781	10,372	4
	900	KCA OGK750/DD45/Δ/900	3070109	3070118	3070127	3070135	12,761	13,064	13,351	13,956	4
900	300	KCA OGK900/DD45/Δ/300	3070005	3070014	3070023	3070031	6,601	6,958	7,297	8,011	4
	450	KCA OGK900/DD45/Δ/450	3070040	3070049	3070058	3070066	8,741	9,098	9,438	10,151	4
	600	KCA OGK900/DD45/Δ/600	3070075	3070084	3070093	3070101	10,831	11,187	11,543	12,240	4
	900	KCA OGK900/DD45/Δ/900	3070110	3070119	3070128	3070136	15,059	15,415	15,755	16,469	4
1000	300	KCA OGK1000/DD45/Δ/300	3070006	3070015	3070024	3070032	7,273	7,666	8,040	8,826	4
	450	KCA OGK1000/DD45/Δ/450	3070041	3070050	3070059	3070067	9,631	10,024	10,398	11,184	4
	600	KCA OGK1000/DD45/Δ/600	3070076	3070085	3070094	3070102	11,933	12,326	12,718	13,485	4
	900	KCA OGK1000/DD45/Δ/900	3070111	3070120	3070129	3070137	16,591	16,984	17,358	18,145	4
1100	300	KCA OGK1100/DD45/Δ/300	3070007	3070016	3070025	3070033	7,945	8,374	8,784	9,642	4
	450	KCA OGK1100/DD45/Δ/450	3070042	3070051	3070060	3070068	10,520	10,949	11,359	12,217	4
	600	KCA OGK1100/DD45/Δ/600	3070077	3070086	3070095	3070103	13,034	13,464	13,893	14,731	4
	900	KCA OGK1100/DD45/Δ/900	3070112	3070121	3070130	3070138	18,124	18,553	18,962	19,820	4

- Δ : All products codes and weights given are in kilograms (kg) and are hot dip galvanized (HDG) finish.
- To obtain the appropriate component weight in other finishes, multiply the given weight by the below finish factors.
- Finish factor : HDG (ISO En1461) = (HDG):1 / Stainless Steel = (SS) 0.94

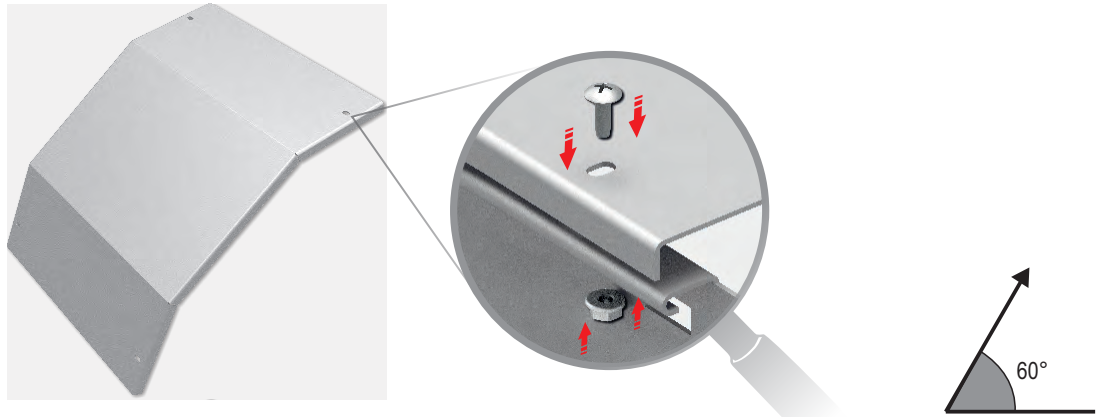
- Please indicate order code in your orders. • Please contact us for special modules.
- Material weights may vary by ± 10%

E-LINE KCA OG

Fittings Cover DD60 Vertical Outside



DD60



Fitting cover shown for illustration purposes only.

Width (mm)	Radius (mm)	Description	Code				Weight (kg/pcs)				M6x12 Cover Fixing Set
			100	125	150	200	100	125	150	200	
150	300	KCA OGK150/DD60/Δ/300	3070139	3070148	3070157		1,973	2,075	2,175		4
	450	KCA OGK150/DD60/Δ/450	3070174	3070183	3070192		2,618	2,719	2,820		4
	600	KCA OGK150/DD60/Δ/600	3070209	3070218	3070227		3,264	3,364	3,465		4
	900	KCA OGK150/DD60/Δ/900	3070244	3070253	3070262		4,555	4,666	4,792		4
200	300	KCA OGK200/DD60/Δ/300	3070140	3070149	3070158	3070166	2,398	2,520	2,643	2,912	4
	450	KCA OGK200/DD60/Δ/450	3070175	3070184	3070193	3070201	3,181	3,303	3,427	3,695	4
	600	KCA OGK200/DD60/Δ/600	3070210	3070219	3070228	3070236	3,964	4,087	4,210	4,478	4
	900	KCA OGK200/DD60/Δ/900	3070245	3070254	3070263	3070271	5,533	5,668	5,820	6,094	4
300	300	KCA OGK300/DD60/Δ/300	3070141	3070150	3070159	3070167	3,248	3,413	3,579	3,944	4
	450	KCA OGK300/DD60/Δ/450	3070176	3070185	3070194	3070202	4,308	4,473	4,639	5,003	4
	600	KCA OGK300/DD60/Δ/600	3070211	3070220	3070229	3070237	5,367	5,533	5,698	6,062	4
	900	KCA OGK300/DD60/Δ/900	3070246	3070255	3070264	3070272	7,489	7,671	7,877	8,248	4
450	300	KCA OGK450/DD60/Δ/300	3070142	3070151	3070160	3070168	4,523	4,753	4,983	5,490	4
	450	KCA OGK450/DD60/Δ/450	3070177	3070186	3070195	3070203	5,997	6,227	6,457	6,964	4
	600	KCA OGK450/DD60/Δ/600	3070212	3070221	3070230	3070238	7,471	7,701	7,931	8,438	4
	900	KCA OGK450/DD60/Δ/900	3070247	3070256	3070265	3070273	10,424	10,677	10,963	11,479	4
600	300	KCA OGK600/DD60/Δ/300	3070143	3070152	3070161	3070169	5,797	6,093	6,388	7,037	4
	450	KCA OGK600/DD60/Δ/450	3070178	3070187	3070196	3070204	7,686	7,981	8,276	8,925	4
	600	KCA OGK600/DD60/Δ/600	3070213	3070222	3070231	3070239	9,574	9,869	10,164	10,814	4
	900	KCA OGK600/DD60/Δ/900	3070248	3070257	3070266	3070274	13,357	13,682	14,048	14,708	4
750	300	KCA OGK750/DD60/Δ/300	3070144	3070153	3070162	3070170	7,072	7,432	7,791	8,583	4
	450	KCA OGK750/DD60/Δ/450	3070179	3070188	3070197	3070205	9,375	9,735	10,095	10,887	4
	600	KCA OGK750/DD60/Δ/600	3070214	3070223	3070232	3070240	11,678	12,037	12,398	13,189	4
	900	KCA OGK750/DD60/Δ/900	3070249	3070258	3070267	3070275	16,291	16,687	17,133	17,939	4
900	300	KCA OGK900/DD60/Δ/300	3070145	3070154	3070163	3070171	8,347	8,771	9,196	10,130	4
	450	KCA OGK900/DD60/Δ/450	3070180	3070189	3070198	3070206	11,064	11,488	11,913	12,848	4
	600	KCA OGK900/DD60/Δ/600	3070215	3070224	3070233	3070241	13,782	14,207	14,631	15,565	4
	900	KCA OGK900/DD60/Δ/900	3070250	3070259	3070268	3070276	19,225	19,692	20,218	21,170	4
1000	300	KCA OGK1000/DD60/Δ/300	3070146	3070155	3070164	3070172	9,197	9,665	10,132	11,162	4
	450	KCA OGK1000/DD60/Δ/450	3070181	3070190	3070199	3070207	12,190	12,658	13,126	14,155	4
	600	KCA OGK1000/DD60/Δ/600	3070216	3070225	3070234	3070242	15,184	15,652	16,119	17,149	4
	900	KCA OGK1000/DD60/Δ/900	3070251	3070260	3070269	3070277	21,181	21,695	22,275	23,323	4
1100	300	KCA OGK1100/DD60/Δ/300	3070147	3070156	3070165	3070173	10,046	10,558	11,068	12,192	4
	450	KCA OGK1100/DD60/Δ/450	3070182	3070191	3070200	3070208	13,317	13,827	14,339	15,463	4
	600	KCA OGK1100/DD60/Δ/600	3070217	3070226	3070235	3070243	16,587	17,097	17,609	18,733	4
	900	KCA OGK1100/DD60/Δ/900	3070252	3070261	3070270	3070278	23,137	23,698	24,332	25,477	4

- Δ : All products codes and weights given are in kilograms (kg) and are hot dip galvanized (HDG) finish.
- To obtain the appropriate component weight in other finishes, multiply the given weight by the below finish factors.
- Finish factor : HDG (ISO En1461) = (HDG):1 / Stainless Steel = (SS) 0.94


- Please indicate order code in your orders.
- Please contact us for special modules.
- Material weights may vary by ± 10%

E-LINE KCA OG

Fittings Cover DD90 Vertical Outside



DD90



 Fitting cover shown for illustration purposes only.

Width (mm)	Radius (mm)	Description	Code				Weight (kg/pcs)				M6x12 Cover Fixing Set
			100	125	150	200	100	125	150	200	
150	300	KCA OGK150/DD90/Δ/300	3070279	3070288	3070297		2,922	3,083	3,224		4
	450	KCA OGK150/DD90/Δ/450	3070314	3070323	3070332		3,890	4,071	4,232		4
	600	KCA OGK150/DD90/Δ/600	3070349	3070358	3070367		4,917	5,079	5,239		4
	900	KCA OGK150/DD90/Δ/900	3070384	3070393	3070402		6,893	7,074	7,235		4
200	300	KCA OGK200/DD90/Δ/300	3070280	3070289	3070298	3070306	3,550	3,746	3,917	4,333	4
	450	KCA OGK200/DD90/Δ/450	3070315	3070324	3070333	3070341	4,725	4,946	5,141	5,557	4
	600	KCA OGK200/DD90/Δ/600	3070350	3070359	3070368	3070376	5,973	6,169	6,365	6,756	4
	900	KCA OGK200/DD90/Δ/900	3070385	3070394	3070403	3070411	8,371	8,592	8,788	9,204	4
300	300	KCA OGK300/DD90/Δ/300	3070281	3070290	3070299	3070307	4,807	5,072	5,304	5,866	4
	450	KCA OGK300/DD90/Δ/450	3070316	3070325	3070334	3070342	6,397	6,695	6,960	7,522	4
	600	KCA OGK300/DD90/Δ/600	3070351	3070360	3070369	3070377	8,085	8,350	8,615	9,144	4
	900	KCA OGK300/DD90/Δ/900	3070386	3070395	3070404	3070412	11,330	11,628	11,892	12,455	4
450	300	KCA OGK450/DD90/Δ/300	3070282	3070291	3070300	3070308	6,692	7,061	7,383	8,166	4
	450	KCA OGK450/DD90/Δ/450	3070317	3070326	3070335	3070343	8,903	9,318	9,687	10,470	4
	600	KCA OGK450/DD90/Δ/600	3070352	3070361	3070370	3070378	11,253	11,622	11,990	12,727	4
	900	KCA OGK450/DD90/Δ/900	3070387	3070396	3070405	3070413	15,766	16,181	16,550	17,333	4
600	300	KCA OGK600/DD90/Δ/300	3070283	3070292	3070301	3070309	8,578	9,051	9,463	10,467	4
	450	KCA OGK600/DD90/Δ/450	3070318	3070327	3070336	3070344	11,411	11,942	12,415	13,418	4
	600	KCA OGK600/DD90/Δ/600	3070353	3070362	3070371	3070379	14,421	14,893	15,365	16,309	4
	900	KCA OGK600/DD90/Δ/900	3070388	3070397	3070406	3070414	20,204	20,735	21,207	22,210	4
750	300	KCA OGK750/DD90/Δ/300	3070284	3070293	3070302	3070310	10,463	11,040	11,543	12,767	4
	450	KCA OGK750/DD90/Δ/450	3070319	3070328	3070337	3070345	13,918	14,566	15,142	16,365	4
	600	KCA OGK750/DD90/Δ/600	3070354	3070363	3070372	3070380	17,588	18,164	18,740	19,891	4
	900	KCA OGK750/DD90/Δ/900	3070389	3070398	3070407	3070415	24,641	25,289	25,864	27,088	4
900	300	KCA OGK900/DD90/Δ/300	3070285	3070294	3070303	3070311	12,350	13,028	13,624	15,067	4
	450	KCA OGK900/DD90/Δ/450	3070320	3070329	3070338	3070346	16,425	17,190	17,870	19,313	4
	600	KCA OGK900/DD90/Δ/600	3070355	3070364	3070373	3070381	20,756	21,436	22,114	23,474	4
	900	KCA OGK900/DD90/Δ/900	3070390	3070399	3070408	3070416	29,079	29,843	30,522	31,966	4
1000	300	KCA OGK1000/DD90/Δ/300	3070286	3070295	3070304	3070312	13,606	14,355	15,010	16,600	4
	450	KCA OGK1000/DD90/Δ/450	3070321	3070330	3070339	3070347	18,097	18,939	19,687	21,277	4
	600	KCA OGK1000/DD90/Δ/600	3070356	3070365	3070374	3070382	22,868	23,617	24,365	25,862	4
	900	KCA OGK1000/DD90/Δ/900	3070391	3070400	3070409	3070417	32,036	32,878	33,627	35,218	4
1100	300	KCA OGK1100/DD90/Δ/300	3070287	3070296	3070305	3070313	14,863	15,681	16,397	18,134	4
	450	KCA OGK1100/DD90/Δ/450	3070322	3070331	3070340	3070348	19,768	20,688	21,505	23,243	4
	600	KCA OGK1100/DD90/Δ/600	3070357	3070366	3070375	3070383	24,980	25,797	26,615	28,250	4
	900	KCA OGK1100/DD90/Δ/900	3070392	3070401	3070410	3070418	34,994	35,914	36,731	38,469	4

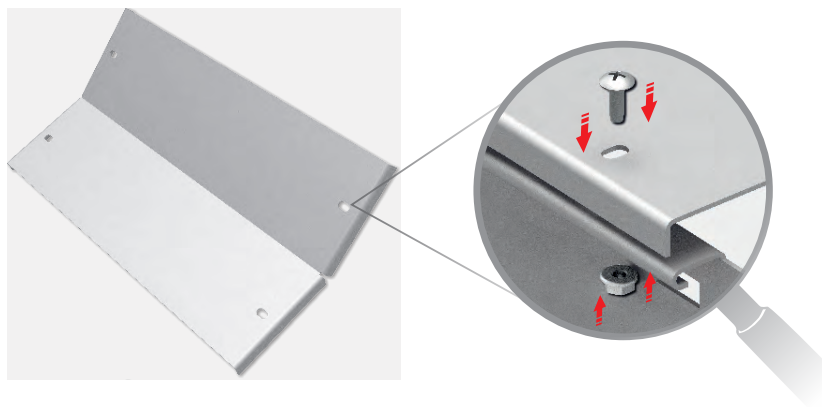
- Δ : All products codes and weights given are in kilograms (kg) and are hot dip galvanized (HDG) finish.
- To obtain the appropriate component weight in other finishes, multiply the given weight by the below finish factors.
- Finish factor : HDG (ISO En1461) = (HDG):1 / Stainless Steel = (SS) 0.94

- Please indicate order code in your orders.
- Please contact us for special modules.
- Material weights may vary by ± 10%

E-LINE KCA OG

Fittings Cover ID30 Vertical Inside

ID30



Fitting cover shown for illustration purposes only.

Width (mm)	Radius (mm)	Description	Code	Weight (kg)	M6x12 Cover Fixing Set
150	300	KCA OGK150/ID30/Δ/300	3069715	0,877	4
	450	KCA OGK150/ID30/Δ/450	3069724	1,216	4
	600	KCA OGK150/ID30/Δ/600	3069733	1,530	4
	900	KCA OGK150/ID30/Δ/900	3069742	2,179	4
200	300	KCA OGK200/ID30/Δ/300	3069716	1,066	4
	450	KCA OGK200/ID30/Δ/450	3069725	1,477	4
	600	KCA OGK200/ID30/Δ/600	3069734	1,859	4
	900	KCA OGK200/ID30/Δ/900	3069743	2,647	4
300	300	KCA OGK300/ID30/Δ/300	3069717	1,443	4
	450	KCA OGK300/ID30/Δ/450	3069726	2,000	4
	600	KCA OGK300/ID30/Δ/600	3069735	2,516	4
	900	KCA OGK300/ID30/Δ/900	3069744	3,583	4
450	300	KCA OGK450/ID30/Δ/300	3069718	2,010	4
	450	KCA OGK450/ID30/Δ/450	3069727	2,784	4
	600	KCA OGK450/ID30/Δ/600	3069736	3,502	4
	900	KCA OGK450/ID30/Δ/900	3069745	4,986	4
600	300	KCA OGK600/ID30/Δ/300	3069719	2,577	4
	450	KCA OGK600/ID30/Δ/450	3069728	3,568	4
	600	KCA OGK600/ID30/Δ/600	3069737	4,489	4
	900	KCA OGK600/ID30/Δ/900	3069746	6,389	4
750	300	KCA OGK750/ID30/Δ/300	3069720	3,144	4
	450	KCA OGK750/ID30/Δ/450	3069729	4,353	4
	600	KCA OGK750/ID30/Δ/600	3069738	5,476	4
	900	KCA OGK750/ID30/Δ/900	3069747	7,792	4
900	300	KCA OGK900/ID30/Δ/300	3069721	3,710	4
	450	KCA OGK900/ID30/Δ/450	3069730	5,137	4
	600	KCA OGK900/ID30/Δ/600	3069739	6,461	4
	900	KCA OGK900/ID30/Δ/900	3069748	9,196	4
1000	300	KCA OGK1000/ID30/Δ/300	3069722	4,089	4
	450	KCA OGK1000/ID30/Δ/450	3069731	5,661	4
	600	KCA OGK1000/ID30/Δ/600	3069740	7,119	4
	900	KCA OGK1000/ID30/Δ/900	3069749	10,132	4
1100	300	KCA OGK1100/ID30/Δ/300	3069723	4,466	4
	450	KCA OGK1100/ID30/Δ/450	3069732	6,183	4
	600	KCA OGK1100/ID30/Δ/600	3069741	7,777	4
	900	KCA OGK1100/ID30/Δ/900	3069750	11,067	4


- Δ : All products codes and weights given are in kilograms (kg) and are hot dip galvanized (HDG) finish.
- To obtain the appropriate component weight in other finishes, multiply the given weight by the below finish factors.
- Finish factor : HDG (ISO En1461) = (HDG):1 / Stainless Steel = (SS) 0.94

- Please indicate order code in your orders.
- Please contact us for special modules.
- Material weights may vary by ± 10%

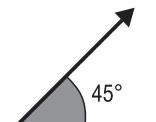
E-LINE KCA OG

Fittings Cover ID45 Vertical Inside

ID45



Fitting cover shown for illustration purposes only.



Width (mm)	Radius (mm)	Description	Code	Weight (kg)	M6x12 Cover Fixing Set
150	300	KCA OGK150/ID45/Δ/300	3069751	1,234	4
	450	KCA OGK150/ID45/Δ/450	3069760	1,742	4
	600	KCA OGK150/ID45/Δ/600	3069769	2,234	4
	900	KCA OGK150/ID45/Δ/900	3069778	3,242	4
200	300	KCA OGK200/ID45/Δ/300	3069752	1,499	4
	450	KCA OGK200/ID45/Δ/450	3069761	2,116	4
	600	KCA OGK200/ID45/Δ/600	3069770	2,714	4
	900	KCA OGK200/ID45/Δ/900	3069779	3,937	4
300	300	KCA OGK300/ID45/Δ/300	3069753	2,030	4
	450	KCA OGK300/ID45/Δ/450	3069762	2,864	4
	600	KCA OGK300/ID45/Δ/600	3069771	3,672	4
	900	KCA OGK300/ID45/Δ/900	3069780	5,327	4
450	300	KCA OGK450/ID45/Δ/300	3069754	2,826	4
	450	KCA OGK450/ID45/Δ/450	3069763	3,986	4
	600	KCA OGK450/ID45/Δ/600	3069772	5,111	4
	900	KCA OGK450/ID45/Δ/900	3069781	7,413	4
600	300	KCA OGK600/ID45/Δ/300	3069755	3,621	4
	450	KCA OGK600/ID45/Δ/450	3069764	5,108	4
	600	KCA OGK600/ID45/Δ/600	3069773	6,548	4
	900	KCA OGK600/ID45/Δ/900	3069782	9,500	4
750	300	KCA OGK750/ID45/Δ/300	3069756	4,417	4
	450	KCA OGK750/ID45/Δ/450	3069765	6,230	4
	600	KCA OGK750/ID45/Δ/600	3069774	7,987	4
	900	KCA OGK750/ID45/Δ/900	3069783	11,585	4
900	300	KCA OGK900/ID45/Δ/300	3069757	5,213	4
	450	KCA OGK900/ID45/Δ/450	3069766	7,352	4
	600	KCA OGK900/ID45/Δ/600	3069775	9,425	4
	900	KCA OGK900/ID45/Δ/900	3069784	13,671	4
1000	300	KCA OGK1000/ID45/Δ/300	3069758	5,743	4
	450	KCA OGK1000/ID45/Δ/450	3069767	8,100	4
	600	KCA OGK1000/ID45/Δ/600	3069776	10,384	4
	900	KCA OGK1000/ID45/Δ/900	3069785	15,061	4
1100	300	KCA OGK1100/ID45/Δ/300	3069759	6,273	4
	450	KCA OGK1100/ID45/Δ/450	3069768	8,848	4
	600	KCA OGK1100/ID45/Δ/600	3069777	11,342	4
	900	KCA OGK1100/ID45/Δ/900	3069786	16,452	4


- Δ : All products codes and weights given are in kilograms (kg) and are hot dip galvanized (HDG) finish.
- To obtain the appropriate component weight in other finishes, multiply the given weight by the below finish factors.
- Finish factor : HDG (ISO En1461) = (HDG):1 / Stainless Steel = (SS) 0.94

- Please indicate order code in your orders. • Please contact us for special modules.
- Material weights may vary by ± 10%

E-LINE KCA OG

Fittings Cover ID60 Vertical Inside

ID60



Fitting cover shown for illustration purposes only.

Width (mm)	Radius (mm)	Description	Code	Weight (kg)	M6x12 Cover Fixing Set
150	300	KCA OGK150/ID60/Δ/300	3069787	1,543	4
	450	KCA OGK150/ID60/Δ/450	3069796	2,188	4
	600	KCA OGK150/ID60/Δ/600	3069805	2,833	4
	900	KCA OGK150/ID60/Δ/900	3069814	4,123	4
200	300	KCA OGK200/ID60/Δ/300	3069788	1,874	4
	450	KCA OGK200/ID60/Δ/450	3069797	2,658	4
	600	KCA OGK200/ID60/Δ/600	3069806	3,441	4
	900	KCA OGK200/ID60/Δ/900	3069815	5,007	4
300	300	KCA OGK300/ID60/Δ/300	3069789	2,537	4
	450	KCA OGK300/ID60/Δ/450	3069798	3,596	4
	600	KCA OGK300/ID60/Δ/600	3069807	4,655	4
	900	KCA OGK300/ID60/Δ/900	3069816	6,775	4
450	300	KCA OGK450/ID60/Δ/300	3069790	3,530	4
	450	KCA OGK450/ID60/Δ/450	3069799	5,004	4
	600	KCA OGK450/ID60/Δ/600	3069808	6,478	4
	900	KCA OGK450/ID60/Δ/900	3069817	9,426	4
600	300	KCA OGK600/ID60/Δ/300	3069791	4,524	4
	450	KCA OGK600/ID60/Δ/450	3069800	6,412	4
	600	KCA OGK600/ID60/Δ/600	3069809	8,301	4
	900	KCA OGK600/ID60/Δ/900	3069818	12,078	4
750	300	KCA OGK750/ID60/Δ/300	3069792	5,518	4
	450	KCA OGK750/ID60/Δ/450	3069801	7,821	4
	600	KCA OGK750/ID60/Δ/600	3069810	10,123	4
	900	KCA OGK750/ID60/Δ/900	3069819	14,729	4
900	300	KCA OGK900/ID60/Δ/300	3069793	6,511	4
	450	KCA OGK900/ID60/Δ/450	3069802	9,229	4
	600	KCA OGK900/ID60/Δ/600	3069811	11,946	4
	900	KCA OGK900/ID60/Δ/900	3069820	17,381	4
1000	300	KCA OGK1000/ID60/Δ/300	3069794	7,173	4
	450	KCA OGK1000/ID60/Δ/450	3069803	10,167	4
	600	KCA OGK1000/ID60/Δ/600	3069812	13,162	4
	900	KCA OGK1000/ID60/Δ/900	3069821	19,149	4
1100	300	KCA OGK1100/ID60/Δ/300	3069795	7,836	4
	450	KCA OGK1100/ID60/Δ/450	3069804	11,106	4
	600	KCA OGK1100/ID60/Δ/600	3069813	14,376	4
	900	KCA OGK1100/ID60/Δ/900	3069822	20,917	4


- Δ : All products codes and weights given are in kilograms (kg) and are hot dip galvanized (HDG) finish.
- To obtain the appropriate component weight in other finishes, multiply the given weight by the below finish factors.
- Finish factor : HDG (ISO En1461) = (HDG):1 / Stainless Steel = (SS) 0.94

- Please indicate order code in your orders.
- Please contact us for special modules.
- Material weights may vary by ± 10%

E-LINE KCA OG

Fittings Cover ID90 Vertical Inside

ID90



Fitting cover shown for illustration purposes only.

Width (mm)	Radius (mm)	Description	Code	Weight (kg)	M6x12 Cover Fixing Set
150	300	KCA OGK150/ID90/Δ/300	3069823	2,262	4
	450	KCA OGK150/ID90/Δ/450	3069832	3,230	4
	600	KCA OGK150/ID90/Δ/600	3069841	4,257	4
	900	KCA OGK150/ID90/Δ/900	3069850	6,233	4
200	300	KCA OGK200/ID90/Δ/300	3069824	2,747	4
	450	KCA OGK200/ID90/Δ/450	3069833	3,922	4
	600	KCA OGK200/ID90/Δ/600	3069842	5,169	4
	900	KCA OGK200/ID90/Δ/900	3069851	7,568	4
300	300	KCA OGK300/ID90/Δ/300	3069825	3,716	4
	450	KCA OGK300/ID90/Δ/450	3069834	5,305	4
	600	KCA OGK300/ID90/Δ/600	3069843	6,994	4
	900	KCA OGK300/ID90/Δ/900	3069852	10,238	4
450	300	KCA OGK450/ID90/Δ/300	3069826	5,170	4
	450	KCA OGK450/ID90/Δ/450	3069835	7,381	4
	600	KCA OGK450/ID90/Δ/600	3069844	9,730	4
	900	KCA OGK450/ID90/Δ/900	3069853	14,244	4
600	300	KCA OGK600/ID90/Δ/300	3069827	6,624	4
	450	KCA OGK600/ID90/Δ/450	3069836	9,457	4
	600	KCA OGK600/ID90/Δ/600	3069845	12,466	4
	900	KCA OGK600/ID90/Δ/900	3069854	18,250	4
750	300	KCA OGK750/ID90/Δ/300	3069828	8,078	4
	450	KCA OGK750/ID90/Δ/450	3069837	11,532	4
	600	KCA OGK750/ID90/Δ/600	3069846	15,203	4
	900	KCA OGK750/ID90/Δ/900	3069855	22,255	4
900	300	KCA OGK900/ID90/Δ/300	3069829	9,533	4
	450	KCA OGK900/ID90/Δ/450	3069838	13,608	4
	600	KCA OGK900/ID90/Δ/600	3069847	17,940	4
	900	KCA OGK900/ID90/Δ/900	3069856	26,261	4
1000	300	KCA OGK1000/ID90/Δ/300	3069830	10,502	4
	450	KCA OGK1000/ID90/Δ/450	3069839	14,993	4
	600	KCA OGK1000/ID90/Δ/600	3069848	19,764	4
	900	KCA OGK1000/ID90/Δ/900	3069857	28,932	4
1100	300	KCA OGK1100/ID90/Δ/300	3069831	11,472	4
	450	KCA OGK1100/ID90/Δ/450	3069840	16,377	4
	600	KCA OGK1100/ID90/Δ/600	3069849	21,589	4
	900	KCA OGK1100/ID90/Δ/900	3069858	31,603	4

- Δ : All products codes and weights given are in kilograms (kg) and are hot dip galvanized (HDG) finish.
- To obtain the appropriate component weight in other finishes, multiply the given weight by the below finish factors.
- Finish factor : HDG (ISO En1461) = (HDG):1 / Stainless Steel = (SS) 0.94

- Please indicate order code in your orders. • Please contact us for special modules.
- Material weights may vary by ± 10%

E-LINE KCA OG

Fittings Cover YT Horizontal Tee

YT



Fitting cover shown for illustration purposes only.

Width (mm)	Radius (mm)	Description	Code	Weight (kg)	M6x12 Cover Fixing Set
150	300	KCA OGK150/YT/Δ/300	3070419	5,465	6
	450	KCA OGK150/YT/Δ/450	3070428	7,908	6
	600	KCA OGK150/YT/Δ/600	3070437	10,684	6
	900	KCA OGK150/YT/Δ/900	3070446	17,239	6
200	300	KCA OGK200/YT/Δ/300	3070420	6,817	6
	450	KCA OGK200/YT/Δ/450	3070429	9,648	6
	600	KCA OGK200/YT/Δ/600	3070438	12,814	6
	900	KCA OGK200/YT/Δ/900	3070447	20,145	6
300	300	KCA OGK300/YT/Δ/300	3070421	9,779	6
	450	KCA OGK300/YT/Δ/450	3070430	13,388	6
	600	KCA OGK300/YT/Δ/600	3070439	17,331	6
	900	KCA OGK300/YT/Δ/900	3070448	26,216	6
450	300	KCA OGK450/YT/Δ/300	3070422	14,872	6
	450	KCA OGK450/YT/Δ/450	3070431	19,646	6
	600	KCA OGK450/YT/Δ/600	3070440	24,754	6
	900	KCA OGK450/YT/Δ/900	3070449	35,972	6
600	300	KCA OGK600/YT/Δ/300	3070423	20,742	6
	450	KCA OGK600/YT/Δ/450	3070432	26,682	6
	600	KCA OGK600/YT/Δ/600	3070441	32,955	6
	900	KCA OGK600/YT/Δ/900	3070450	46,504	6
750	300	KCA OGK750/YT/Δ/300	3070424	27,388	6
	450	KCA OGK750/YT/Δ/450	3070433	34,494	6
	600	KCA OGK750/YT/Δ/600	3070442	41,933	6
	900	KCA OGK750/YT/Δ/900	3070451	57,814	6
900	300	KCA OGK900/YT/Δ/300	3070425	34,812	6
	450	KCA OGK900/YT/Δ/450	3070434	43,083	6
	600	KCA OGK900/YT/Δ/600	3070443	51,689	6
	900	KCA OGK900/YT/Δ/900	3070452	69,900	6
1000	300	KCA OGK1000/YT/Δ/300	3070426	40,192	6
	450	KCA OGK1000/YT/Δ/450	3070435	49,242	6
	600	KCA OGK1000/YT/Δ/600	3070444	58,623	6
	900	KCA OGK1000/YT/Δ/900	3070453	78,389	6
1100	300	KCA OGK1100/YT/Δ/300	3070427	45,918	6
	450	KCA OGK1100/YT/Δ/450	3070436	55,745	6
	600	KCA OGK1100/YT/Δ/600	3070445	65,904	6
	900	KCA OGK1100/YT/Δ/900	3070454	87,225	6


- Δ : All products codes and weights given are in kilograms (kg) and are hot dip galvanized (HDG) finish.
- To obtain the appropriate component weight in other finishes, multiply the given weight by the below finish factors.
- Finish factor : HDG (ISO En1461) = (HDG):1 / Stainless Steel = (SS) 0.94

- Please indicate order code in your orders.
- Please contact us for special modules.
- Material weights may vary by ± 10%

E-LINE KCA OG

Fittings Cover AD Cross

AD



Fitting cover shown for illustration purposes only.

Width (mm)	Radius (mm)	Description	Code	Weight (kg)	M6x12 Cover Fixing Set
150	300	KCA OGK150/AD/Δ/300	3070455	6,528	8
	450	KCA OGK150/AD/Δ/450	3070464	9,880	8
	600	KCA OGK150/AD/Δ/600	3070473	13,839	8
	900	KCA OGK150/AD/Δ/900	3070482	23,575	8
200	300	KCA OGK200/AD/Δ/300	3070456	8,031	8
	450	KCA OGK200/AD/Δ/450	3070465	11,854	8
	600	KCA OGK200/AD/Δ/600	3070474	16,283	8
	900	KCA OGK200/AD/Δ/900	3070483	26,961	8
300	300	KCA OGK300/AD/Δ/300	3070457	11,271	8
	450	KCA OGK300/AD/Δ/450	3070466	16,036	8
	600	KCA OGK300/AD/Δ/600	3070475	21,408	8
	900	KCA OGK300/AD/Δ/900	3070484	33,970	8
450	300	KCA OGK450/AD/Δ/300	3070458	16,721	8
	450	KCA OGK450/AD/Δ/450	3070467	22,899	8
	600	KCA OGK450/AD/Δ/600	3070476	29,683	8
	900	KCA OGK450/AD/Δ/900	3070485	45,071	8
600	300	KCA OGK600/AD/Δ/300	3070459	22,877	8
	450	KCA OGK600/AD/Δ/450	3070468	30,468	8
	600	KCA OGK600/AD/Δ/600	3070477	38,665	8
	900	KCA OGK600/AD/Δ/900	3070486	56,879	8
750	300	KCA OGK750/AD/Δ/300	3070460	29,739	8
	450	KCA OGK750/AD/Δ/450	3070469	38,743	8
	600	KCA OGK750/AD/Δ/600	3070478	48,354	8
	900	KCA OGK750/AD/Δ/900	3070487	69,394	8
900	300	KCA OGK900/AD/Δ/300	3070461	37,308	8
	450	KCA OGK900/AD/Δ/450	3070470	47,725	8
	600	KCA OGK900/AD/Δ/600	3070479	58,749	8
	900	KCA OGK900/AD/Δ/900	3070488	82,615	8
1000	300	KCA OGK1000/AD/Δ/300	3070462	42,747	8
	450	KCA OGK1000/AD/Δ/450	3070471	54,106	8
	600	KCA OGK1000/AD/Δ/600	3070480	66,071	8
	900	KCA OGK1000/AD/Δ/900	3070489	91,821	8
1100	300	KCA OGK1100/AD/Δ/300	3070463	48,499	8
	450	KCA OGK1100/AD/Δ/450	3070472	60,800	8
	600	KCA OGK1100/AD/Δ/600	3070481	73,707	8
	900	KCA OGK1100/AD/Δ/900	3070490	101,342	8

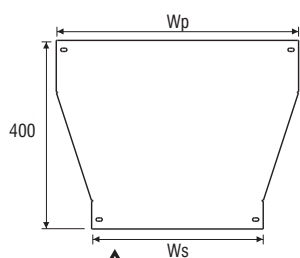
- Δ : All products codes and weights given are in kilograms (kg) and are hot dip galvanized (HDG) finish.
- To obtain the appropriate component weight in other finishes, multiply the given weight by the below finish factors.
- Finish factor : HDG (ISO En1461) = (HDG):1 / Stainless Steel = (SS) 0.94

- Please indicate order code in your orders.
- Please contact us for special modules.
- Material weights may vary by ± 10%


E-LINE KCA OG

Fittings Middle Reduction Cover

MR



Fitting cover shown for illustration purposes only.




Ws (mm)	Wp (mm)	Description	Code	Weight (kg)
150	200	KCA OGK150/200/MR / Δ	3106939	2,075
	300	KCA OGK150/300/MR / Δ	3106940	2,505
	450	KCA OGK150/450/MR / Δ	3106941	3,159
	600	KCA OGK150/600/MR / Δ	3106942	3,822
	750	KCA OGK150/750/MR / Δ	3106943	4,488
	900	KCA OGK150/900/MR / Δ	3106944	5,159
	1000	KCA OGK150/1000/MR / Δ	3106945	5,599
	1100	KCA OGK150/1100/MR / Δ	3106946	6,038
200	300	KCA OGK200/300/MR / Δ	3106947	2,687
	450	KCA OGK200/450/MR / Δ	3106948	3,337
	600	KCA OGK200/600/MR / Δ	3106949	3,997
	750	KCA OGK200/750/MR / Δ	3106950	4,663
	900	KCA OGK200/900/MR / Δ	3106951	5,332
	1000	KCA OGK200/1000/MR / Δ	3106952	5,772
300	1100	KCA OGK200/1100/MR / Δ	3106953	6,210
	450	KCA OGK300/450/MR / Δ	3106954	3,696
	600	KCA OGK300/600/MR / Δ	3106955	4,350
	750	KCA OGK300/750/MR / Δ	3106956	5,013
	900	KCA OGK300/900/MR / Δ	3106957	5,680
450	1000	KCA OGK300/1000/MR / Δ	3106958	6,126
	1100	KCA OGK300/1100/MR / Δ	3106959	6,567
	600	KCA OGK450/600/MR / Δ	3106960	4,888
	750	KCA OGK450/750/MR / Δ	3106961	5,542
	900	KCA OGK450/900/MR / Δ	3106962	6,205
600	1000	KCA OGK450/1000/MR / Δ	3106963	6,649
	1100	KCA OGK450/1100/MR / Δ	3106964	7,095
	750	KCA OGK600/750/MR / Δ	3106965	6,080
	900	KCA OGK600/900/MR / Δ	3106966	6,734
750	1000	KCA OGK600/1000/MR / Δ	3106967	7,175
	1100	KCA OGK600/1100/MR / Δ	3106968	7,618
	900	KCA OGK750/900/MR / Δ	3106969	7,271
900	1000	KCA OGK750/1000/MR / Δ	3106970	7,706
	1100	KCA OGK750/1100/MR / Δ	3106971	8,145
	1000	KCA OGK900/1000/MR / Δ	3106972	8,248
1000	1100	KCA OGK900/1100/MR / Δ	3106973	8,680
	1100	KCA OGK1000/1100/MR / Δ	3106974	9,042

- Δ : All products codes and weights given are in kilograms (kg) and are hot dip galvanized (HDG) finish.
- To obtain the appropriate component weight in other finishes, multiply the given weight by the below finish factors.
- Finish factor : HDG (ISO En1461) = (HDG):1 / Stainless Steel = (SS) 0.94

- Please indicate order code in your orders.
- Please contact us for special modules.
- Material weights may vary by ± 10%

E-LINE KCA OG

Fittings Left Side Reduction Cover



Fitting cover shown for illustration purposes only.

Ws (mm)	Wp (mm)	Description	Code	Weight (kg)
150	200	KCA OGK150/200/LR / Δ	3106903	2,087
	300	KCA OGK150/300/LR / Δ	3106904	2,496
	450	KCA OGK150/450/LR / Δ	3106905	3,123
	600	KCA OGK150/600/LR / Δ	3106906	3,757
	750	KCA OGK150/750/LR / Δ	3106907	4,392
	900	KCA OGK150/900/LR / Δ	3106908	5,028
	1000	KCA OGK150/1000/LR / Δ	3106909	5,453
	1100	KCA OGK150/1100/LR / Δ	3106910	5,878
200	300	KCA OGK200/300/LR / Δ	3106911	2,688
	450	KCA OGK200/450/LR / Δ	3106912	3,311
	600	KCA OGK200/600/LR / Δ	3106913	3,942
	750	KCA OGK200/750/LR / Δ	3106914	4,577
	900	KCA OGK200/900/LR / Δ	3106915	5,214
	1000	KCA OGK200/1000/LR / Δ	3106916	5,638
	1100	KCA OGK200/1100/LR / Δ	3106917	6,063
300	450	KCA OGK300/450/LR / Δ	3106918	3,687
	600	KCA OGK300/600/LR / Δ	3106919	4,315
	750	KCA OGK300/750/LR / Δ	3106920	4,949
	900	KCA OGK300/900/LR / Δ	3106921	5,584
	1000	KCA OGK300/1000/LR / Δ	3106922	6,009
450	600	KCA OGK450/600/LR / Δ	3106924	4,879
	750	KCA OGK450/750/LR / Δ	3106925	5,507
	900	KCA OGK450/900/LR / Δ	3106926	6,140
	1000	KCA OGK450/1000/LR / Δ	3106927	6,563
	1100	KCA OGK450/1100/LR / Δ	3106928	6,988
600	750	KCA OGK600/750/LR / Δ	3106929	6,071
	900	KCA OGK600/900/LR / Δ	3106930	6,698
	1000	KCA OGK600/1000/LR / Δ	3106931	7,119
	1100	KCA OGK600/1100/LR / Δ	3106932	7,543
750	900	KCA OGK750/900/LR / Δ	3106933	7,262
	1000	KCA OGK750/1000/LR / Δ	3106934	7,680
	1100	KCA OGK750/1100/LR / Δ	3106935	8,101
900	1000	KCA OGK900/1000/LR / Δ	3106936	8,249
	1100	KCA OGK900/1100/LR / Δ	3106937	8,663
1000	1100	KCA OGK1000/1100/LR / Δ	3106938	9,043

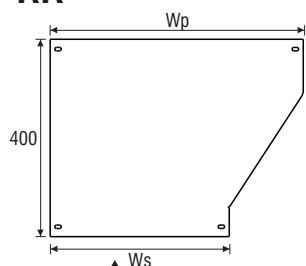
- Δ : All products codes and weights given are in kilograms (kg) and are hot dip galvanized (HDG) finish.
- To obtain the appropriate component weight in other finishes, multiply the given weight by the below finish factors.
- Finish factor : HDG (ISO En1461) = (HDG):1 / Stainless Steel = (SS) 0.94

- Please indicate order code in your orders. • Please contact us for special modules.
- Material weights may vary by ± 10%

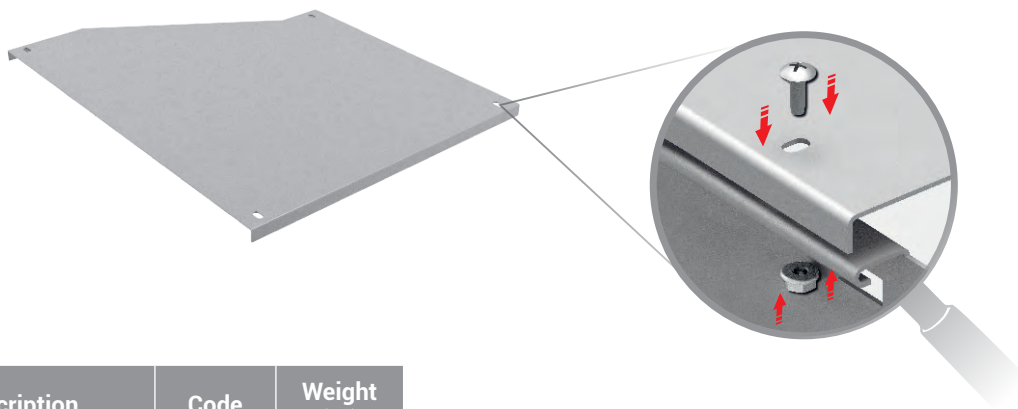
E-LINE KCA OG

Fittings Right Side Reduction Cover

RR




Fitting cover shown for illustration purposes only.



Ws (mm)	Wp (mm)	Description	Code	Weight (kg)
150	200	KCA OGK150/200/RR / Δ	3106867	2,087
	300	KCA OGK150/300/RR / Δ	3106868	2,496
	450	KCA OGK150/450/RR / Δ	3106869	3,123
	600	KCA OGK150/600/RR / Δ	3106870	3,757
	750	KCA OGK150/750/RR / Δ	3106871	4,392
	900	KCA OGK150/900/RR / Δ	3106872	5,028
	1000	KCA OGK150/1000/RR / Δ	3106873	5,453
	1100	KCA OGK150/1100/RR / Δ	3106874	5,878
200	300	KCA OGK200/300/RR / Δ	3106875	2,688
	450	KCA OGK200/450/RR / Δ	3106876	3,311
	600	KCA OGK200/600/RR / Δ	3106877	3,942
	750	KCA OGK200/750/RR / Δ	3106878	4,577
	900	KCA OGK200/900/RR / Δ	3106879	5,214
	1000	KCA OGK200/1000/RR / Δ	3106880	5,638
	1100	KCA OGK200/1100/RR / Δ	3106881	6,063
300	450	KCA OGK300/450/RR / Δ	3106882	3,687
	600	KCA OGK 300/600/RR / Δ	3106883	4,315
	750	KCA OGK300/750/RR / Δ	3106884	4,949
	900	KCA OGK300/900/RR / Δ	3106885	5,584
	1000	KCA OGK300/1000/RR / Δ	3106886	6,009
	1100	KCA OGK300/1100/RR / Δ	3106887	6,433
450	600	KCA OGK450/600/RR / Δ	3106888	4,879
	750	KCA OGK450/750/RR / Δ	3106889	5,507
	900	KCA OGK450/900/RR / Δ	3106890	6,140
	1000	KCA OGK450/1000/RR / Δ	3106891	6,563
	1100	KCA OGK450/1100/RR / Δ	3106892	6,988
600	750	KCA OGK600/750/RR / Δ	3106893	6,071
	900	KCA OGK600/900/RR / Δ	3106894	6,698
	1000	KCA OGK600/1000/RR / Δ	3106895	7,119
	1100	KCA OGK600/1100/RR / Δ	3106896	7,543
750	900	KCA OGK750/900/RR / Δ	3106897	7,262
	1000	KCA OGK750/1000/RR / Δ	3106898	7,680
	1100	KCA OGK750/1100/RR / Δ	3106899	8,101
900	1000	KCA OGK900/1000/RR / Δ	3106900	8,249
	1100	KCA OGK900/1100/RR / Δ	3106901	8,663
1000	1100	KCA OGK1000/1100/RR / Δ	3106902	9,043

- Δ : All products codes and weights given are in kilograms (kg) and are hot dip galvanized (HDG) finish.
- To obtain the appropriate component weight in other finishes, multiply the given weight by the below finish factors.
- Finish factor : HDG (ISO En1461) = (HDG):1 / Stainless Steel = (SS) 0.94

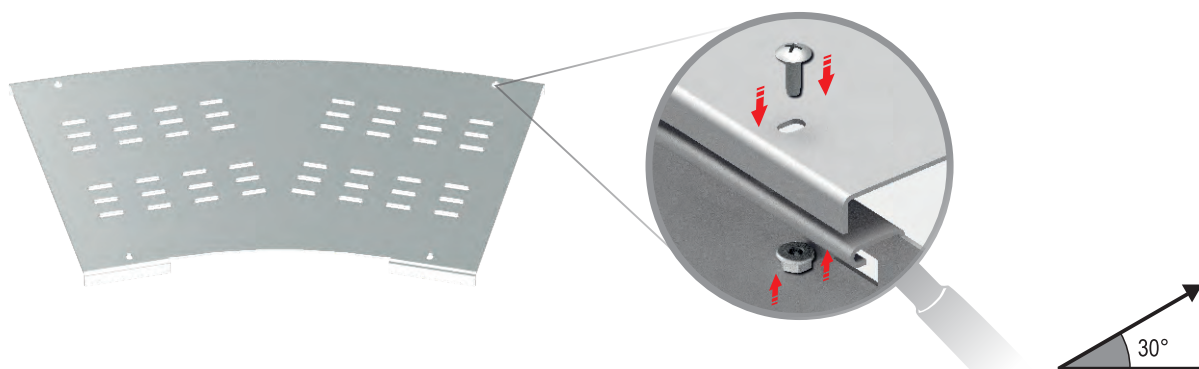
- Please indicate order code in your orders.
- Please contact us for special modules.
- Material weights may vary by ± 10%



E-LINE KCA OG

Fittings Perforated Cover YD30 Horizontal Elbow

YD30



Width (mm)	Radius (mm)	Description	Code	SD Weight (kg)
150	300	KCA OGK-PERFORATED-150/YD30/Δ/300	3237319	1,298
	450	KCA OGK-PERFORATED-150/YD30/Δ/450	3237319	1,626
	600	KCA OGK-PERFORATED-150/YD30/Δ/600	3237321	1,903
	900	KCA OGK-PERFORATED-150/YD30/Δ/900	3237322	2,456
200	300	KCA OGK-PERFORATED-200/YD30/Δ/300	3237323	1,713
	450	KCA OGK-PERFORATED-200/YD30/Δ/450	3237324	2,032
	600	KCA OGK-PERFORATED-200/YD30/Δ/600	3237325	2,376
	900	KCA OGK-PERFORATED-200/YD30/Δ/900	3237326	3,065
300	300	KCA OGK-PERFORATED-300/YD30/Δ/300	3237327	2,503
	450	KCA OGK-PERFORATED-300/YD30/Δ/450	3237328	2,945
	600	KCA OGK-PERFORATED-300/YD30/Δ/600	3237329	3,425
	900	KCA OGK-PERFORATED-300/YD30/Δ/900	3237330	4,386
450	300	KCA OGK-PERFORATED-450/YD30/Δ/300	3237331	3,801
	450	KCA OGK-PERFORATED-450/YD30/Δ/450	3237332	4,408
	600	KCA OGK-PERFORATED-450/YD30/Δ/600	3237333	5,092
	900	KCA OGK-PERFORATED-450/YD30/Δ/900	3237334	6,459
600	300	KCA OGK-PERFORATED-600/YD30/Δ/300	3237335	5,302
	450	KCA OGK-PERFORATED-600/YD30/Δ/450	3237336	6,075
	600	KCA OGK-PERFORATED-600/YD30/Δ/600	3237337	6,962
	900	KCA OGK-PERFORATED-600/YD30/Δ/900	3237338	8,736
750	300	KCA OGK-PERFORATED-750/YD30/Δ/300	3237339	7,007
	450	KCA OGK-PERFORATED-750/YD30/Δ/450	3237340	7,945
	600	KCA OGK-PERFORATED-750/YD30/Δ/600	3237341	9,035
	900	KCA OGK-PERFORATED-750/YD30/Δ/900	3237342	11,217
900	300	KCA OGK-PERFORATED-900/YD30/Δ/300	3237343	8,861
	450	KCA OGK-PERFORATED-900/YD30/Δ/450	3237344	10,117
	600	KCA OGK-PERFORATED-900/YD30/Δ/600	3237345	11,411
	900	KCA OGK-PERFORATED-900/YD30/Δ/900	3237346	13,999
1000	300	KCA OGK-PERFORATED-1000/YD30/Δ/300	3237347	10,227
	450	KCA OGK-PERFORATED-1000/YD30/Δ/450	3237348	11,612
	600	KCA OGK-PERFORATED-1000/YD30/Δ/600	3237349	13,042
	900	KCA OGK-PERFORATED-1000/YD30/Δ/900	3237350	15,901
1100	300	KCA OGK-PERFORATED-1100/YD30/Δ/300	3237351	11,675
	450	KCA OGK-PERFORATED-1100/YD30/Δ/450	3237352	13,197
	600	KCA OGK-PERFORATED-1100/YD30/Δ/600	3237353	14,762
	900	KCA OGK-PERFORATED-1100/YD30/Δ/900	3237354	17,893



Fitting shown for illustration purposes only. The rung layout shown is typical and will vary on each fitting, depending on width and radius.

- Δ : All products codes and weights given are in kilograms (kg) and are hot dip galvanized (HDG) finish.
- To obtain the appropriate component weight in other finishes, multiply the given weight by the below finish factors.
- Finish factor : HDG (ISO En1461) = (HDG):1 / Stainless Steel = (SS) 0.94


- Please indicate order code in your orders. • Please contact us for special modules.
- Material weights may vary by ± 10%

E-LINE KCA OG

Fittings Perforated Cover YD45 Horizontal Elbow



YD45



Width (mm)	Radius (mm)	Description	Code	SD Weight (kg)
150	300	KCA OGK-PERFORATED-150/YD45/Δ/300	3237355	1,698
	450	KCA OGK-PERFORATED-150/YD45/Δ/450	3237356	2,099
	600	KCA OGK-PERFORATED-150/YD45/Δ/600	3237357	2,514
	900	KCA OGK-PERFORATED-150/YD45/Δ/900	3237358	3,344
200	300	KCA OGK-PERFORATED-200/YD45/Δ/300	3237359	2,149
	450	KCA OGK-PERFORATED-200/YD45/Δ/450	3237360	2,641
	600	KCA OGK-PERFORATED-200/YD45/Δ/600	3237361	3,158
	900	KCA OGK-PERFORATED-200/YD45/Δ/900	3237362	4,191
300	300	KCA OGK-PERFORATED-300/YD45/Δ/300	3237363	3,190
	450	KCA OGK-PERFORATED-300/YD45/Δ/450	3237364	3,872
	600	KCA OGK-PERFORATED-300/YD45/Δ/600	3237365	4,593
	900	KCA OGK-PERFORATED-300/YD45/Δ/900	3237366	6,032
450	300	KCA OGK-PERFORATED-450/YD45/Δ/300	3237367	4,928
	450	KCA OGK-PERFORATED-450/YD45/Δ/450	3237368	5,877
	600	KCA OGK-PERFORATED-450/YD45/Δ/600	3237369	6,903
	900	KCA OGK-PERFORATED-450/YD45/Δ/900	3237370	8,953
600	300	KCA OGK-PERFORATED-600/YD45/Δ/300	3237371	6,971
	450	KCA OGK-PERFORATED-600/YD45/Δ/450	3237372	8,187
	600	KCA OGK-PERFORATED-600/YD45/Δ/600	3237373	9,518
	900	KCA OGK-PERFORATED-600/YD45/Δ/900	3237374	12,179
750	300	KCA OGK-PERFORATED-750/YD45/Δ/300	3237375	9,319
	450	KCA OGK-PERFORATED-750/YD45/Δ/450	3237376	10,803
	600	KCA OGK-PERFORATED-750/YD45/Δ/600	3237377	12,439
	900	KCA OGK-PERFORATED-750/YD45/Δ/900	3237378	15,710
900	300	KCA OGK-PERFORATED-900/YD45/Δ/300	3237379	12,070
	450	KCA OGK-PERFORATED-900/YD45/Δ/450	3237380	13,846
	600	KCA OGK-PERFORATED-900/YD45/Δ/600	3237381	15,787
	900	KCA OGK-PERFORATED-900/YD45/Δ/900	3237382	19,669
1000	300	KCA OGK-PERFORATED-1000/YD45/Δ/300	3237383	14,009
	450	KCA OGK-PERFORATED-1000/YD45/Δ/450	3237384	15,962
	600	KCA OGK-PERFORATED-1000/YD45/Δ/600	3237385	18,106
	900	KCA OGK-PERFORATED-1000/YD45/Δ/900	3237386	22,395
1100	300	KCA OGK-PERFORATED-1100/YD45/Δ/300	3237387	16,082
	450	KCA OGK-PERFORATED-1100/YD45/Δ/450	3237388	18,213
	600	KCA OGK-PERFORATED-1100/YD45/Δ/600	3237389	20,561
	900	KCA OGK-PERFORATED-1100/YD45/Δ/900	3237390	25,257



Fitting shown for illustration purposes only. The rung layout shown is typical and will vary on each fitting, depending on width and radius.

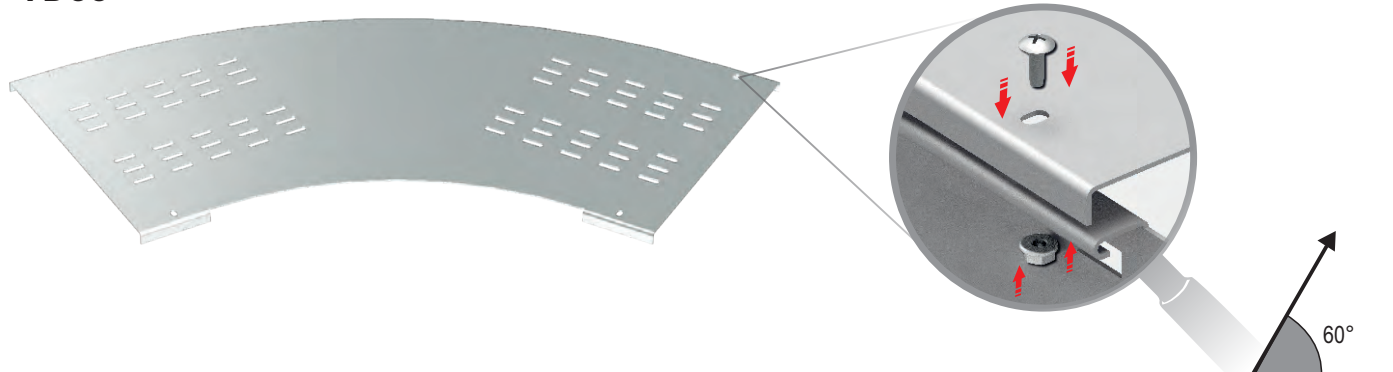
- Δ : All products codes and weights given are in kilograms (kg) and are hot dip galvanized (HDG) finish.
- To obtain the appropriate component weight in other finishes, multiply the given weight by the below finish factors.
- Finish factor : HDG (ISO En1461) = (HDG):1 / Stainless Steel = (SS) 0.94

- Please indicate order code in your orders. • Please contact us for special modules.
- Material weights may vary by ± 10%

E-LINE KCA OG

Fittings Perforated Cover YD60 Horizontal Elbow

YD60



Width (mm)	Radius (mm)	Description	Code	SD Weight (kg)
150	300	KCA OGK-PERFORATED-150/YD60/Δ/300	3237391	2,033
	450	KCA OGK-PERFORATED-150/YD60/Δ/450	3237392	2,586
	600	KCA OGK-PERFORATED-150/YD60/Δ/600	3237393	3,139
	900	KCA OGK-PERFORATED-150/YD60/Δ/900	3237394	4,246
200	300	KCA OGK-PERFORATED-200/YD60/Δ/300	3237395	2,587
	450	KCA OGK-PERFORATED-200/YD60/Δ/450	3237396	3,276
	600	KCA OGK-PERFORATED-200/YD60/Δ/600	3237397	3,966
	900	KCA OGK-PERFORATED-200/YD60/Δ/900	3237398	5,344
300	300	KCA OGK-PERFORATED-300/YD60/Δ/300	3237399	3,876
	450	KCA OGK-PERFORATED-300/YD60/Δ/450	3237400	4,837
	600	KCA OGK-PERFORATED-300/YD60/Δ/600	3237401	5,797
	900	KCA OGK-PERFORATED-300/YD60/Δ/900	3237402	7,718
450	300	KCA OGK-PERFORATED-450/YD60/Δ/300	3237403	6,054
	450	KCA OGK-PERFORATED-450/YD60/Δ/450	3237404	7,422
	600	KCA OGK-PERFORATED-450/YD60/Δ/600	3237405	8,789
	900	KCA OGK-PERFORATED-450/YD60/Δ/900	3237406	11,524
600	300	KCA OGK-PERFORATED-600/YD60/Δ/300	3237407	8,639
	450	KCA OGK-PERFORATED-600/YD60/Δ/450	3237408	10,414
	600	KCA OGK-PERFORATED-600/YD60/Δ/600	3237409	12,188
	900	KCA OGK-PERFORATED-600/YD60/Δ/900	3237410	15,737
750	300	KCA OGK-PERFORATED-750/YD60/Δ/300	3237411	11,631
	450	KCA OGK-PERFORATED-750/YD60/Δ/450	3237412	13,813
	600	KCA OGK-PERFORATED-750/YD60/Δ/600	3237413	15,994
	900	KCA OGK-PERFORATED-750/YD60/Δ/900	3237414	20,356
900	300	KCA OGK-PERFORATED-900/YD60/Δ/300	3237415	15,153
	450	KCA OGK-PERFORATED-900/YD60/Δ/450	3237416	17,741
	600	KCA OGK-PERFORATED-900/YD60/Δ/600	3237417	20,329
	900	KCA OGK-PERFORATED-900/YD60/Δ/900	3237418	25,505
1000	300	KCA OGK-PERFORATED-1000/YD60/Δ/300	3237419	17,644
	450	KCA OGK-PERFORATED-1000/YD60/Δ/450	3237420	20,504
	600	KCA OGK-PERFORATED-1000/YD60/Δ/600	3237421	23,363
	900	KCA OGK-PERFORATED-1000/YD60/Δ/900	3237422	29,081
1100	300	KCA OGK-PERFORATED-1100/YD60/Δ/300	3237423	20,316
	450	KCA OGK-PERFORATED-1100/YD60/Δ/450	3237424	23,447
	600	KCA OGK-PERFORATED-1100/YD60/Δ/600	3237425	26,577
	900	KCA OGK-PERFORATED-1100/YD60/Δ/900	3237426	32,838



Fitting shown for illustration purposes only. The rung layout shown is typical and will vary on each fitting, depending on width and radius.

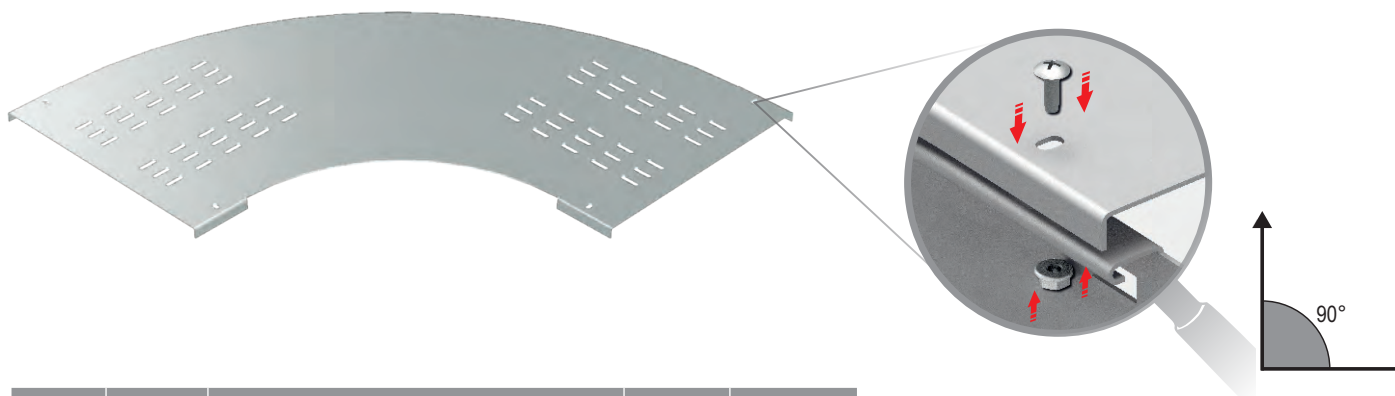
- Δ : All products codes and weights given are in kilograms (kg) and are hot dip galvanized (HDG) finish.
- To obtain the appropriate component weight in other finishes, multiply the given weight by the below finish factors.
- Finish factor : HDG (ISO En1461) = (HDG):1 / Stainless Steel = (SS) 0.94

- Please indicate order code in your orders.
- Please contact us for special modules.
- Material weights may vary by ± 10%

E-LINE KCA OG

Fittings Perforated Cover YD90 Horizontal Elbow

YD90



Width (mm)	Radius (mm)	Description	Code	SD Weight (kg)
150	300	KCA OGK-PERFORATED-150/YD90/Δ/300	3237427	2,729
	450	KCA OGK-PERFORATED-150/YD90/Δ/450	3237428	3,560
	600	KCA OGK-PERFORATED-150/YD90/Δ/600	3237429	4,390
	900	KCA OGK-PERFORATED-150/YD90/Δ/900	3237430	6,050
200	300	KCA OGK-PERFORATED-200/YD90/Δ/300	3237431	3,512
	450	KCA OGK-PERFORATED-200/YD90/Δ/450	3237432	4,546
	600	KCA OGK-PERFORATED-200/YD90/Δ/600	3237433	5,580
	900	KCA OGK-PERFORATED-200/YD90/Δ/900	3237434	7,647
300	300	KCA OGK-PERFORATED-300/YD90/Δ/300	3237435	5,326
	450	KCA OGK-PERFORATED-300/YD90/Δ/450	3237436	6,767
	600	KCA OGK-PERFORATED-300/YD90/Δ/600	3237437	8,207
	900	KCA OGK-PERFORATED-300/YD90/Δ/900	3237438	11,088
450	300	KCA OGK-PERFORATED-450/YD90/Δ/300	3237439	8,461
	450	KCA OGK-PERFORATED-450/YD90/Δ/450	3237440	10,512
	600	KCA OGK-PERFORATED-450/YD90/Δ/600	3237441	12,563
	900	KCA OGK-PERFORATED-450/YD90/Δ/900	3237442	16,664
600	300	KCA OGK-PERFORATED-600/YD90/Δ/300	3237443	12,206
	450	KCA OGK-PERFORATED-600/YD90/Δ/450	3237444	14,867
	600	KCA OGK-PERFORATED-600/YD90/Δ/600	3237445	17,529
	900	KCA OGK-PERFORATED-600/YD90/Δ/900	3237446	22,850
750	300	KCA OGK-PERFORATED-750/YD90/Δ/300	3237447	16,561
	450	KCA OGK-PERFORATED-750/YD90/Δ/450	3237448	19,832
	600	KCA OGK-PERFORATED-750/YD90/Δ/600	3237449	23,103
	900	KCA OGK-PERFORATED-750/YD90/Δ/900	3237450	29,647
900	300	KCA OGK-PERFORATED-900/YD90/Δ/300	3237451	21,649
	450	KCA OGK-PERFORATED-900/YD90/Δ/450	3237452	25,531
	600	KCA OGK-PERFORATED-900/YD90/Δ/600	3237453	29,413
	900	KCA OGK-PERFORATED-900/YD90/Δ/900	3237454	37,177
1000	300	KCA OGK-PERFORATED-1000/YD90/Δ/300	3237455	25,298
	450	KCA OGK-PERFORATED-1000/YD90/Δ/450	3237456	29,587
	600	KCA OGK-PERFORATED-1000/YD90/Δ/600	3237457	33,876
	900	KCA OGK-PERFORATED-1000/YD90/Δ/900	3237458	42,453
1100	300	KCA OGK-PERFORATED-1100/YD90/Δ/300	3237459	29,217
	450	KCA OGK-PERFORATED-1100/YD90/Δ/450	3237460	33,913
	600	KCA OGK-PERFORATED-1100/YD90/Δ/600	3237461	38,609
	900	KCA OGK-PERFORATED-1100/YD90/Δ/900	3237462	48,000



Fitting shown for illustration purposes only. The rung layout shown is typical and will vary on each fitting, depending on width and radius.

- Δ : All products codes and weights given are in kilograms (kg) and are hot dip galvanized (HDG) finish.
- To obtain the appropriate component weight in other finishes, multiply the given weight by the below finish factors.
- Finish factor : HDG (ISO En1461) = (HDG):1 / Stainless Steel = (SS) 0.94

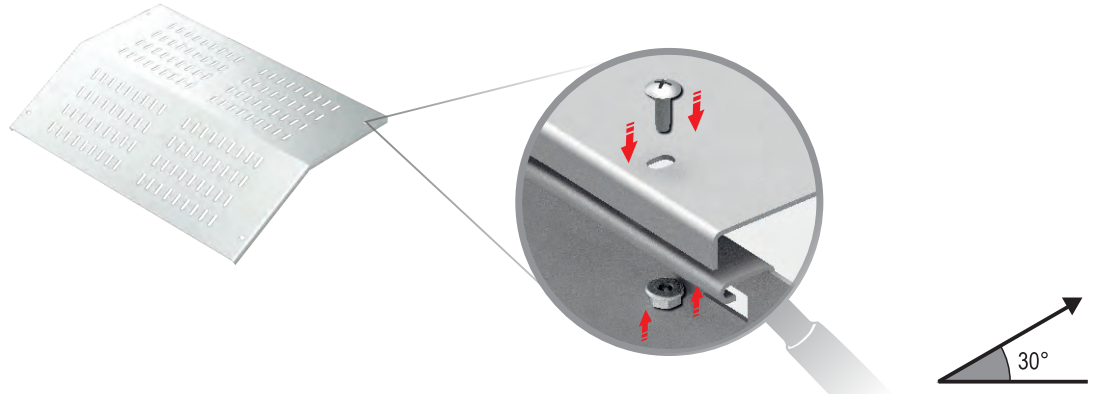
- Please indicate order code in your orders. • Please contact us for special modules.
- Material weights may vary by ± 10%

E-LINE KCA OG

Fittings Perforated Cover DD30 Vertical Outside



DD30



Fitting cover shown for illustration purposes only.

Width (mm)	Radius (mm)	Description	Code				Weight (kg/pcs)			
			100	125	150	200	100	125	150	200
150	300	KCA OGK-PERFORATED-150/DD30/Δ/300	3236615	3236651	3236687		1,067	1,120	1,173	
	450	KCA OGK-PERFORATED-150/DD30/Δ/450	3236616	3236652	3236688		1,382	1,434	1,487	
	600	KCA OGK-PERFORATED-150/DD30/Δ/600	3236617	3236653	3236689		1,683	1,736	1,789	
	900	KCA OGK-PERFORATED-150/DD30/Δ/900	3236618	3236654	3236690		2,318	2,371	2,420	
200	300	KCA OGK-PERFORATED-200/DD30/Δ/300	3236619	3236655	3236691	3236723	1,291	1,355	1,419	1,552
	450	KCA OGK-PERFORATED-200/DD30/Δ/450	3236620	3236656	3236692	3236724	1,670	1,734	1,799	1,932
	600	KCA OGK-PERFORATED-200/DD30/Δ/600	3236621	3236657	3236693	3236725	2,034	2,098	2,162	2,295
	900	KCA OGK-PERFORATED-200/DD30/Δ/900	3236622	3236658	3236694	3236726	2,802	2,866	2,925	3,064
300	300	KCA OGK-PERFORATED-300/DD30/Δ/300	3236623	3236659	3236695	3236727	1,739	1,825	1,912	2,091
	450	KCA OGK-PERFORATED-300/DD30/Δ/450	3236624	3236660	3236696	3236728	2,246	2,332	2,419	2,598
	600	KCA OGK-PERFORATED-300/DD30/Δ/600	3236625	3236661	3236697	3236729	2,734	2,820	2,906	3,087
	900	KCA OGK-PERFORATED-300/DD30/Δ/900	3236626	3236662	3236698	3236730	3,766	3,853	3,933	4,120
450	300	KCA OGK-PERFORATED-450/DD30/Δ/300	3236627	3236663	3236699	3236731	2,371	2,492	2,611	2,861
	450	KCA OGK-PERFORATED-450/DD30/Δ/450	3236628	3236664	3236700	3236732	3,053	3,172	3,292	3,542
	600	KCA OGK-PERFORATED-450/DD30/Δ/600	3236629	3236665	3236701	3236733	3,706	3,826	3,947	4,197
	900	KCA OGK-PERFORATED-450/DD30/Δ/900	3236630	3236666	3236702	3236734	5,118	5,238	5,349	5,608
600	300	KCA OGK-PERFORATED-600/DD30/Δ/300	3236631	3236667	3236703	3236735	3,003	3,157	3,311	3,631
	450	KCA OGK-PERFORATED-600/DD30/Δ/450	3236632	3236668	3236704	3236736	3,859	4,013	4,167	4,486
	600	KCA OGK-PERFORATED-600/DD30/Δ/600	3236633	3236669	3236705	3236737	4,678	4,832	4,986	5,305
	900	KCA OGK-PERFORATED-600/DD30/Δ/900	3236634	3236670	3236706	3236738	6,469	6,623	6,765	7,096
750	300	KCA OGK-PERFORATED-750/DD30/Δ/300	3236635	3236671	3236707	3236739	3,636	3,824	4,011	4,400
	450	KCA OGK-PERFORATED-750/DD30/Δ/450	3236636	3236672	3236708	3236740	4,665	4,852	5,040	5,430
	600	KCA OGK-PERFORATED-750/DD30/Δ/600	3236637	3236673	3236709	3236741	5,651	5,839	6,026	6,415
	900	KCA OGK-PERFORATED-750/DD30/Δ/900	3236638	3236674	3236710	3236742	7,820	8,008	8,181	8,584
900	300	KCA OGK-PERFORATED-900/DD30/Δ/300	3236639	3236675	3236711	3236743	4,320	4,541	4,762	5,222
	450	KCA OGK-PERFORATED-900/DD30/Δ/450	3236640	3236676	3236712	3236744	5,548	5,770	5,991	6,450
	600	KCA OGK-PERFORATED-900/DD30/Δ/600	3236641	3236677	3236713	3236745	6,727	6,948	7,169	7,629
	900	KCA OGK-PERFORATED-900/DD30/Δ/900	3236642	3236678	3236714	3236746	9,299	9,521	9,725	10,201
1000	300	KCA OGK-PERFORATED-1000/DD30/Δ/300	3236643	3236679	3236715	3236747	4,741	4,984	5,228	5,734
	450	KCA OGK-PERFORATED-1000/DD30/Δ/450	3236644	3236680	3236716	3236748	6,086	6,329	6,574	7,080
	600	KCA OGK-PERFORATED-1000/DD30/Δ/600	3236645	3236681	3236717	3236749	7,374	7,619	7,862	8,368
	900	KCA OGK-PERFORATED-1000/DD30/Δ/900	3236646	3236682	3236718	3236750	10,200	10,443	10,669	11,191
1100	300	KCA OGK-PERFORATED-1100/DD30/Δ/300	3236647	3236683	3236719	3236751	5,162	5,429	5,629	6,248
	450	KCA OGK-PERFORATED-1100/DD30/Δ/450	3236648	3236684	3236720	3236752	6,623	6,889	7,156	7,709
	600	KCA OGK-PERFORATED-1100/DD30/Δ/600	3236649	3236685	3236721	3236753	8,022	8,289	8,555	9,108
	900	KCA OGK-PERFORATED-1100/DD30/Δ/900	3236650	3236686	3236722	3236754	11,101	11,367	11,613	12,186

- Δ : All products codes and weights given are in kilograms (kg) and are hot dip galvanized (HDG) finish.
- To obtain the appropriate component weight in other finishes, multiply the given weight by the below finish factors.
- Finish factor : HDG (ISO En1461) = (HDG):1 / Stainless Steel = (SS) 0.94


- Please indicate order code in your orders.
- Please contact us for special modules.
- Material weights may vary by ± 10%

E-LINE KCA OG

Fittings Perforated Cover DD45 Vertical Outside



DD45



Fitting cover shown for illustration purposes only.

Width (mm)	Radius (mm)	Description	Code				Weight (kg/pcs)			
			100	125	150	200	100	125	150	200
150	300	KCA OGK-PERFORATED-150/DD45/Δ/300	3236755	3236791	3236827		1,496	1,581	1,662	
	450	KCA OGK-PERFORATED-150/DD45/Δ/450	3236756	3236792	3236828		1,982	2,067	2,148	
	600	KCA OGK-PERFORATED-150/DD45/Δ/600	3236757	3236793	3236829		2,456	2,541	2,626	
	900	KCA OGK-PERFORATED-150/DD45/Δ/900	3236758	3236794	3236830		3,460	3,545	3,625	
200	300	KCA OGK-PERFORATED-200/DD45/Δ/300	3236759	3236795	3236831	3236863	1,811	1,914	2,012	2,217
	450	KCA OGK-PERFORATED-200/DD45/Δ/450	3236760	3236796	3236832	3236864	2,402	2,504	2,602	2,807
	600	KCA OGK-PERFORATED-200/DD45/Δ/600	3236761	3236797	3236833	3236865	2,974	3,077	3,180	3,380
	900	KCA OGK-PERFORATED-200/DD45/Δ/900	3236762	3236798	3236834	3236866	4,193	4,295	4,393	4,599
300	300	KCA OGK-PERFORATED-300/DD45/Δ/300	3236763	3236799	3236835	3236867	2,441	2,579	2,712	2,991
	450	KCA OGK-PERFORATED-300/DD45/Δ/450	3236764	3236800	3236836	3236868	3,233	3,373	3,505	3,783
	600	KCA OGK-PERFORATED-300/DD45/Δ/600	3236765	3236801	3236837	3236869	4,005	4,144	4,284	4,555
	900	KCA OGK-PERFORATED-300/DD45/Δ/900	3236766	3236802	3236838	3236870	5,654	5,793	5,926	6,203
450	300	KCA OGK-PERFORATED-450/DD45/Δ/300	3236767	3236803	3236839	3236871	3,323	3,516	3,701	4,088
	450	KCA OGK-PERFORATED-450/DD45/Δ/450	3236768	3236804	3236840	3236872	4,399	4,592	4,776	5,163
	600	KCA OGK-PERFORATED-450/DD45/Δ/600	3236769	3236805	3236841	3236873	5,448	5,641	5,835	6,212
	900	KCA OGK-PERFORATED-450/DD45/Δ/900	3236770	3236806	3236842	3236874	7,741	7,935	8,120	8,506
600	300	KCA OGK-PERFORATED-600/DD45/Δ/300	3236771	3236807	3236843	3236875	4,203	4,450	4,687	5,183
	450	KCA OGK-PERFORATED-600/DD45/Δ/450	3236772	3236808	3236844	3236876	5,565	5,813	6,049	6,545
	600	KCA OGK-PERFORATED-600/DD45/Δ/600	3236773	3236809	3236845	3236877	6,890	7,138	7,385	7,869
	900	KCA OGK-PERFORATED-600/DD45/Δ/900	3236774	3236810	3236846	3236878	9,828	10,077	10,312	10,808
750	300	KCA OGK-PERFORATED-750/DD45/Δ/300	3236775	3236811	3236847	3236879	5,086	5,387	5,675	6,280
	450	KCA OGK-PERFORATED-750/DD45/Δ/450	3236776	3236812	3236848	3236880	6,730	7,033	7,321	7,925
	600	KCA OGK-PERFORATED-750/DD45/Δ/600	3236777	3236813	3236849	3236881	8,331	8,633	8,935	9,526
	900	KCA OGK-PERFORATED-750/DD45/Δ/900	3236778	3236814	3236850	3236882	11,915	12,218	12,505	13,110
900	300	KCA OGK-PERFORATED-900/DD45/Δ/300	3236779	3236815	3236851	3236883	6,050	6,407	6,746	7,460
	450	KCA OGK-PERFORATED-900/DD45/Δ/450	3236780	3236816	3236852	3236884	8,007	8,364	8,704	9,417
	600	KCA OGK-PERFORATED-900/DD45/Δ/600	3236781	3236817	3236853	3236885	9,915	10,271	10,627	11,324
	900	KCA OGK-PERFORATED-900/DD45/Δ/900	3236782	3236818	3236854	3236886	14,143	14,499	14,839	15,553
1000	300	KCA OGK-PERFORATED-1000/DD45/Δ/300	3236783	3236819	3236855	3236887	6,639	7,032	7,406	8,192
	450	KCA OGK-PERFORATED-1000/DD45/Δ/450	3236784	3236820	3236856	3236888	8,785	9,178	9,552	10,338
	600	KCA OGK-PERFORATED-1000/DD45/Δ/600	3236785	3236821	3236857	3236889	10,877	11,270	11,662	12,429
	900	KCA OGK-PERFORATED-1000/DD45/Δ/900	3236786	3236822	3236858	3236890	15,535	15,928	16,302	17,089
1100	300	KCA OGK-PERFORATED-1100/DD45/Δ/300	3236787	3236823	3236859	3236891	7,225	7,654	8,064	8,922
	450	KCA OGK-PERFORATED-1100/DD45/Δ/450	3236788	3236824	3236860	3236892	9,562	9,991	10,401	11,259
	600	KCA OGK-PERFORATED-1100/DD45/Δ/600	3236789	3236825	3236861	3236893	11,835	12,265	12,694	13,532
	900	KCA OGK-PERFORATED-1100/DD45/Δ/900	3236790	3236826	3236862	3236894	16,925	17,354	17,763	18,621

- Δ : All products codes and weights given are in kilograms (kg) and are hot dip galvanized (HDG) finish.
- To obtain the appropriate component weight in other finishes, multiply the given weight by the below finish factors.
- Finish factor : HDG (ISO En1461) = (HDG):1 / Stainless Steel = (SS) 0.94

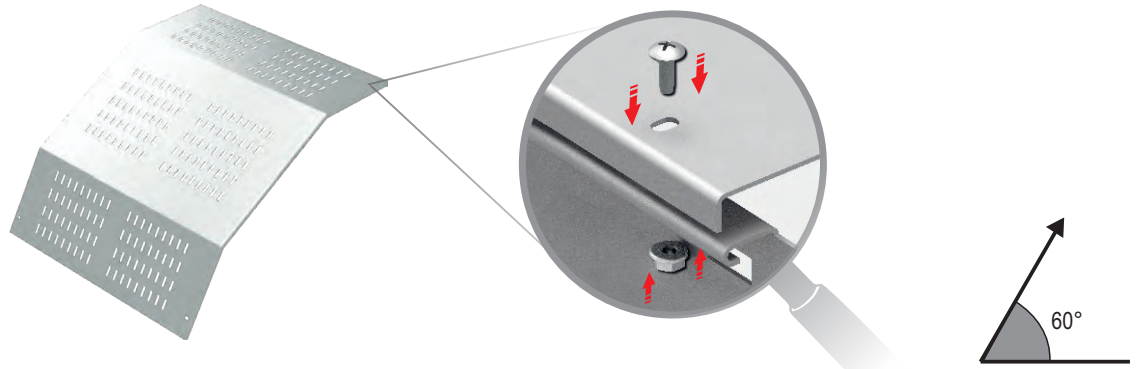
- Please indicate order code in your orders. • Please contact us for special modules.
- Material weights may vary by ± 10%

E-LINE KCA OG

Fittings Perforated Cover DD60 Vertical Outside



DD60



Fitting cover shown for illustration purposes only.

Width (mm)	Radius (mm)	Description	Code				Weight (kg/pcs)			
			100	125	150	200	100	125	150	200
150	300	KCA OGK-PERFORATED-150/DD60/Δ/300	3236895	3236931	3236967		1,917	2,013	2,110	
	450	KCA OGK-PERFORATED-150/DD60/Δ/450	3236896	3236932	3236968		2,548	2,649	2,746	
	600	KCA OGK-PERFORATED-150/DD60/Δ/600	3236897	3236933	3236969		3,147	3,280	3,381	
	900	KCA OGK-PERFORATED-150/DD60/Δ/900	3236898	3236934	3236970		4,459	4,570	4,695	
200	300	KCA OGK-PERFORATED-200/DD60/Δ/300	3236899	3236935	3236971	3237003	2,287	2,397	2,512	2,771
	450	KCA OGK-PERFORATED-200/DD60/Δ/450	3236900	3236936	3236972	3237004	3,040	3,161	3,281	3,534
	600	KCA OGK-PERFORATED-200/DD60/Δ/600	3236901	3236937	3236973	3237005	3,798	3,921	4,043	4,302
	900	KCA OGK-PERFORATED-200/DD60/Δ/900	3236902	3236938	3236974	3237006	5,341	5,476	5,628	5,902
300	300	KCA OGK-PERFORATED-300/DD60/Δ/300	3236903	3236939	3236975	3237007	3,079	3,225	3,383	3,733
	450	KCA OGK-PERFORATED-300/DD60/Δ/450	3236904	3236940	3236976	3237008	4,097	4,261	4,419	4,762
	600	KCA OGK-PERFORATED-300/DD60/Δ/600	3236905	3236941	3236977	3237009	5,117	5,283	5,448	5,797
	900	KCA OGK-PERFORATED-300/DD60/Δ/900	3236906	3236942	3236978	3237010	7,201	7,383	7,588	7,960
450	300	KCA OGK-PERFORATED-450/DD60/Δ/300	3236907	3236943	3236979	3237011	4,211	4,405	4,624	5,100
	450	KCA OGK-PERFORATED-450/DD60/Δ/450	3236908	3236944	3236980	3237012	5,607	5,834	6,050	6,513
	600	KCA OGK-PERFORATED-450/DD60/Δ/600	3236909	3236945	3236981	3237013	7,004	7,234	7,462	7,908
	900	KCA OGK-PERFORATED-450/DD60/Δ/900	3236910	3236946	3236982	3237014	9,848	10,101	10,387	10,903
600	300	KCA OGK-PERFORATED-600/DD60/Δ/300	3236911	3236947	3236983	3237015	5,399	5,645	5,929	6,234
	450	KCA OGK-PERFORATED-600/DD60/Δ/450	3236912	3236948	3236984	3237016	7,180	7,471	7,745	8,329
	600	KCA OGK-PERFORATED-600/DD60/Δ/600	3236913	3236949	3236985	3237017	8,953	9,248	9,543	10,018
	900	KCA OGK-PERFORATED-600/DD60/Δ/900	3236914	3236950	3236986	3237018	12,491	12,817	13,183	13,842
750	300	KCA OGK-PERFORATED-750/DD60/Δ/300	3236915	3236951	3236987	3237019	6,589	6,885	7,232	7,962
	450	KCA OGK-PERFORATED-750/DD60/Δ/450	3236916	3236952	3236988	3237020	8,754	9,109	9,442	10,146
	600	KCA OGK-PERFORATED-750/DD60/Δ/600	3236917	3236953	3236989	3237021	10,904	11,262	11,623	12,142
	900	KCA OGK-PERFORATED-750/DD60/Δ/900	3236918	3236954	3236990	3237022	15,137	15,534	15,980	16,587
900	300	KCA OGK-PERFORATED-900/DD60/Δ/300	3236919	3236955	3236991	3237023	7,697	8,045	8,445	9,311
	450	KCA OGK-PERFORATED-900/DD60/Δ/450	3236920	3236956	3236992	3237024	10,245	10,662	11,057	11,898
	600	KCA OGK-PERFORATED-900/DD60/Δ/600	3236921	3236957	3236993	3237025	12,795	13,220	13,644	14,416
	900	KCA OGK-PERFORATED-900/DD60/Δ/900	3236922	3236958	3236994	3237026	17,975	18,442	18,970	19,922
1000	300	KCA OGK-PERFORATED-1000/DD60/Δ/300	3236923	3236959	3236995	3237027	8,406	8,786	9,218	10,169
	450	KCA OGK-PERFORATED-1000/DD60/Δ/450	3236924	3236960	3236996	3237028	11,197	11,658	12,092	13,012
	600	KCA OGK-PERFORATED-1000/DD60/Δ/600	3236925	3236961	3236997	3237029	13,998	14,466	14,934	15,822
	900	KCA OGK-PERFORATED-1000/DD60/Δ/900	3236926	3236962	3236998	3237030	19,740	20,254	20,834	21,882
1100	300	KCA OGK-PERFORATED-1100/DD60/Δ/300	3236927	3236963	3236999	3237031	9,147	9,559	10,024	11,058
	450	KCA OGK-PERFORATED-1100/DD60/Δ/450	3236928	3236964	3237000	3237032	12,183	12,685	13,159	14,160
	600	KCA OGK-PERFORATED-1100/DD60/Δ/600	3236929	3236965	3237001	3237033	15,235	15,745	16,257	17,229
	900	KCA OGK-PERFORATED-1100/DD60/Δ/900	3236930	3236966	3237002	3237034	21,504	22,065	22,699	23,844

- Δ : All products codes and weights given are in kilograms (kg) and are hot dip galvanized (HDG) finish.
- To obtain the appropriate component weight in other finishes, multiply the given weight by the below finish factors.
- Finish factor : HDG (ISO En1461) = (HDG):1 / Stainless Steel = (SS) 0.94

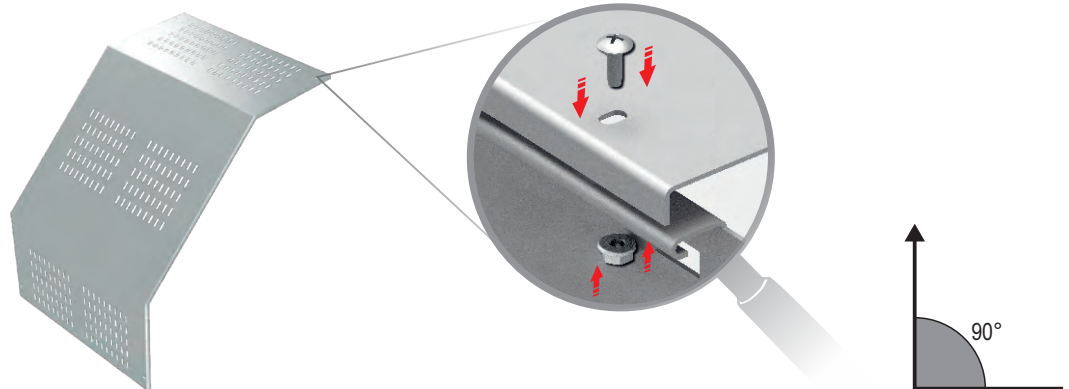
- Please indicate order code in your orders. • Please contact us for special modules.
- Material weights may vary by ± 10%

E-LINE KCA OG

Fittings Perforated Cover DD90 Vertical Outside



DD90



Fitting cover shown for illustration purposes only.

Width (mm)	Radius (mm)	Description	Code				Weight (kg/pcs)			
			100	125	150	200	100	125	150	200
150	300	KCA OGK-PERFORATED-150/DD90/Δ/300	3237035	3237071	3237107		2,844	3,001	3,142	
	450	KCA OGK-PERFORATED-150/DD90/Δ/450	3237036	3237072	3237108		3,797	3,975	4,136	
	600	KCA OGK-PERFORATED-150/DD90/Δ/600	3237037	3237073	3237109		4,821	4,983	5,143	
	900	KCA OGK-PERFORATED-150/DD90/Δ/900	3237038	3237074	3237110		6,797	6,978	7,139	
200	300	KCA OGK-PERFORATED-200/DD90/Δ/300	3237039	3237075	3237111	3237143	3,394	3,581	3,750	4,161
	450	KCA OGK-PERFORATED-200/DD90/Δ/450	3237040	3237076	3237112	3237144	4,539	4,755	4,949	5,365
	600	KCA OGK-PERFORATED-200/DD90/Δ/600	3237041	3237077	3237113	3237145	5,782	5,977	6,173	6,565
	900	KCA OGK-PERFORATED-200/DD90/Δ/900	3237042	3237078	3237114	3237146	8,179	8,400	8,596	9,012
300	300	KCA OGK-PERFORATED-300/DD90/Δ/300	3237043	3237079	3237115	3237147	4,573	4,823	5,054	5,609
	450	KCA OGK-PERFORATED-300/DD90/Δ/450	3237044	3237080	3237116	3237148	6,118	6,407	6,672	7,234
	600	KCA OGK-PERFORATED-300/DD90/Δ/600	3237045	3237081	3237117	3237149	7,797	8,062	8,327	8,856
	900	KCA OGK-PERFORATED-300/DD90/Δ/900	3237046	3237082	3237118	3237150	11,042	11,340	11,604	12,167
450	300	KCA OGK-PERFORATED-450/DD90/Δ/300	3237047	3237083	3237119	3237151	6,256	6,597	6,916	7,651
	450	KCA OGK-PERFORATED-450/DD90/Δ/450	3237048	3237084	3237120	3237152	8,345	8,742	9,111	9,894
	600	KCA OGK-PERFORATED-450/DD90/Δ/600	3237049	3237085	3237121	3237153	10,677	11,046	11,413	12,151
	900	KCA OGK-PERFORATED-450/DD90/Δ/900	3237050	3237086	3237122	3237154	15,190	15,604	15,974	16,757
600	300	KCA OGK-PERFORATED-600/DD90/Δ/300	3237051	3237087	3237123	3237155	8,005	8,436	8,842	9,695
	450	KCA OGK-PERFORATED-600/DD90/Δ/450	3237052	3237088	3237124	3237156	10,573	11,077	11,549	12,552
	600	KCA OGK-PERFORATED-600/DD90/Δ/600	3237053	3237089	3237125	3237157	13,556	14,028	14,499	15,443
	900	KCA OGK-PERFORATED-600/DD90/Δ/900	3237054	3237090	3237126	3237158	19,338	19,870	20,341	21,345
750	300	KCA OGK-PERFORATED-750/DD90/Δ/300	3237055	3237091	3237127	3237159	9,754	10,272	10,769	11,736
	450	KCA OGK-PERFORATED-750/DD90/Δ/450	3237056	3237092	3237128	3237160	12,802	13,413	13,989	15,212
	600	KCA OGK-PERFORATED-750/DD90/Δ/600	3237057	3237093	3237129	3237161	16,434	17,011	17,587	18,738
	900	KCA OGK-PERFORATED-750/DD90/Δ/900	3237058	3237094	3237130	3237162	23,488	24,136	24,710	25,968
900	300	KCA OGK-PERFORATED-900/DD90/Δ/300	3237059	3237095	3237131	3237163	11,435	12,050	12,637	13,952
	450	KCA OGK-PERFORATED-900/DD90/Δ/450	3237060	3237096	3237132	3237164	15,215	15,940	16,620	18,052
	600	KCA OGK-PERFORATED-900/DD90/Δ/600	3237061	3237097	3237133	3237165	19,508	20,188	20,864	22,224
	900	KCA OGK-PERFORATED-900/DD90/Δ/900	3237062	3237098	3237134	3237166	27,829	28,593	29,272	30,716
1000	300	KCA OGK-PERFORATED-1000/DD90/Δ/300	3237063	3237099	3237135	3237167	12,503	13,180	13,825	15,313
	450	KCA OGK-PERFORATED-1000/DD90/Δ/450	3237064	3237100	3237136	3237168	16,701	17,497	18,246	19,836
	600	KCA OGK-PERFORATED-1000/DD90/Δ/600	3237065	3237101	3237137	3237169	21,427	22,176	22,923	24,421
	900	KCA OGK-PERFORATED-1000/DD90/Δ/900	3237066	3237102	3237138	3237170	30,595	31,436	32,186	33,777
1100	300	KCA OGK-PERFORATED-1100/DD90/Δ/300	3237067	3237103	3237139	3237171	13,605	14,340	15,045	16,675
	450	KCA OGK-PERFORATED-1100/DD90/Δ/450	3237068	3237104	3237140	3237172	18,186	19,055	19,870	21,610
	600	KCA OGK-PERFORATED-1100/DD90/Δ/600	3237069	3237105	3237141	3237173	23,347	24,164	24,982	26,617
	900	KCA OGK-PERFORATED-1100/DD90/Δ/900	3237070	3237106	3237142	3237174	33,359	34,281	35,098	36,836

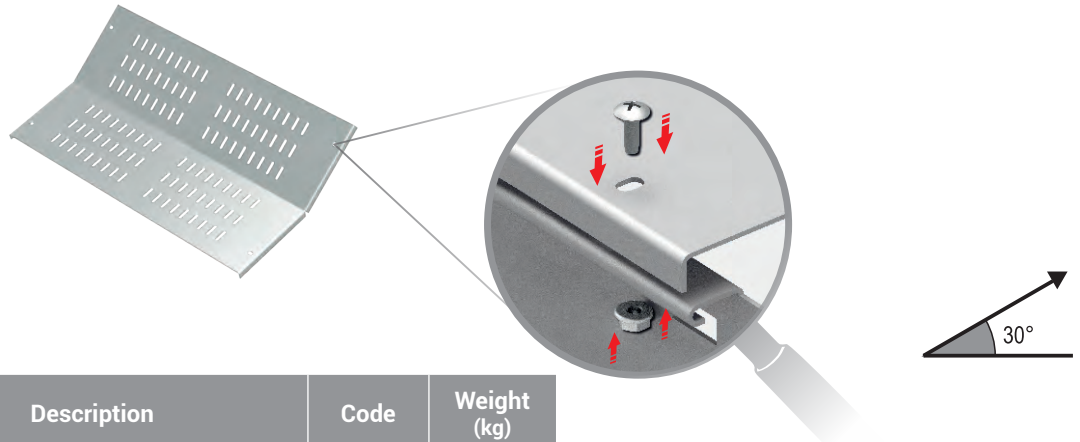
- Δ : All products codes and weights given are in kilograms (kg) and are hot dip galvanized (HDG) finish.
- To obtain the appropriate component weight in other finishes, multiply the given weight by the below finish factors.
- Finish factor : HDG (ISO En1461) = (HDG):1 / Stainless Steel = (SS) 0.94

- Please indicate order code in your orders.
- Please contact us for special modules.
- Material weights may vary by ± 10%

E-LINE KCA OG

Fittings Perforated Cover ID30 Vertical Inside

ID30



Fitting cover shown for illustration purposes only.

Width (mm)	Radius (mm)	Description	Code	Weight (kg)
150	300	KCA OGK-PERFORATED-150/ID30/Δ/300	3237175	0,846
	450	KCA OGK-PERFORATED-150/ID30/Δ/450	3237176	1,124
	600	KCA OGK-PERFORATED-150/ID30/Δ/600	3237177	1,382
	900	KCA OGK-PERFORATED-150/ID30/Δ/900	3237178	1,439
200	300	KCA OGK-PERFORATED-200/ID30/Δ/300	3237179	1,023
	450	KCA OGK-PERFORATED-200/ID30/Δ/450	3237180	1,364
	600	KCA OGK-PERFORATED-200/ID30/Δ/600	3237181	1,678
	900	KCA OGK-PERFORATED-200/ID30/Δ/900	3237182	1,742
300	300	KCA OGK-PERFORATED-300/ID30/Δ/300	3237183	1,388
	450	KCA OGK-PERFORATED-300/ID30/Δ/450	3237184	1,861
	600	KCA OGK-PERFORATED-300/ID30/Δ/600	3237185	2,297
	900	KCA OGK-PERFORATED-300/ID30/Δ/900	3237186	2,396
450	300	KCA OGK-PERFORATED-450/ID30/Δ/300	3237187	1,917
	450	KCA OGK-PERFORATED-450/ID30/Δ/450	3237188	2,569
	600	KCA OGK-PERFORATED-450/ID30/Δ/600	3237189	3,168
	900	KCA OGK-PERFORATED-450/ID30/Δ/900	3237190	3,304
600	300	KCA OGK-PERFORATED-600/ID30/Δ/300	3237191	2,445
	450	KCA OGK-PERFORATED-600/ID30/Δ/450	3237192	3,276
	600	KCA OGK-PERFORATED-600/ID30/Δ/600	3237193	4,039
	900	KCA OGK-PERFORATED-600/ID30/Δ/900	3237194	4,213
750	300	KCA OGK-PERFORATED-750/ID30/Δ/300	3237195	2,973
	450	KCA OGK-PERFORATED-750/ID30/Δ/450	3237196	3,983
	600	KCA OGK-PERFORATED-750/ID30/Δ/600	3237197	4,909
	900	KCA OGK-PERFORATED-750/ID30/Δ/900	3237198	5,123
900	300	KCA OGK-PERFORATED-900/ID30/Δ/300	3237199	3,528
	450	KCA OGK-PERFORATED-900/ID30/Δ/450	3237200	4,742
	600	KCA OGK-PERFORATED-900/ID30/Δ/600	3237201	5,858
	900	KCA OGK-PERFORATED-900/ID30/Δ/900	3237202	6,127
1000	300	KCA OGK-PERFORATED-1000/ID30/Δ/300	3237203	3,880
	450	KCA OGK-PERFORATED-1000/ID30/Δ/450	3237204	5,214
	600	KCA OGK-PERFORATED-1000/ID30/Δ/600	3237205	6,438
	900	KCA OGK-PERFORATED-1000/ID30/Δ/900	3237206	6,733
1100	300	KCA OGK-PERFORATED-1100/ID30/Δ/300	3237207	4,232
	450	KCA OGK-PERFORATED-1100/ID30/Δ/450	3237208	5,685
	600	KCA OGK-PERFORATED-1100/ID30/Δ/600	3237209	7,019
	900	KCA OGK-PERFORATED-1100/ID30/Δ/900	3237210	9,787

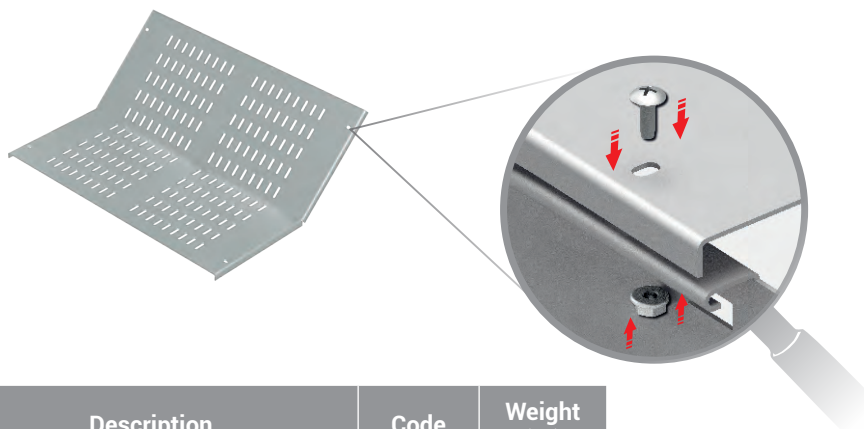
- Δ : All products codes and weights given are in kilograms (kg) and are hot dip galvanized (HDG) finish.
- To obtain the appropriate component weight in other finishes, multiply the given weight by the below finish factors.
- Finish factor : HDG (ISO En1461) = (HDG):1 / Stainless Steel = (SS) 0.94

- Please indicate order code in your orders. • Please contact us for special modules.
- Material weights may vary by ± 10%

E-LINE KCA OG

Fittings Perforated Cover ID45 Vertical Inside

ID45



Fitting cover shown for illustration purposes only.

Width (mm)	Radius (mm)	Description	Code	Weight (kg)
150	300	KCA OGK-PERFORATED-150/ID45/Δ/300	3237211	1,140
	450	KCA OGK-PERFORATED-150/ID45/Δ/450	3237212	1,564
	600	KCA OGK-PERFORATED-150/ID45/Δ/600	3237213	1,960
	900	KCA OGK-PERFORATED-150/ID45/Δ/900	3237214	2,833
200	300	KCA OGK-PERFORATED-200/ID45/Δ/300	3237215	1,385
	450	KCA OGK-PERFORATED-200/ID45/Δ/450	3237216	1,905
	600	KCA OGK-PERFORATED-200/ID45/Δ/600	3237217	2,385
	900	KCA OGK-PERFORATED-200/ID45/Δ/900	3237218	3,473
300	300	KCA OGK-PERFORATED-300/ID45/Δ/300	3237219	1,888
	450	KCA OGK-PERFORATED-300/ID45/Δ/450	3237220	2,615
	600	KCA OGK-PERFORATED-300/ID45/Δ/600	3237221	3,280
	900	KCA OGK-PERFORATED-300/ID45/Δ/900	3237222	4,799
450	300	KCA OGK-PERFORATED-450/ID45/Δ/300	3237223	2,606
	450	KCA OGK-PERFORATED-450/ID45/Δ/450	3237224	3,622
	600	KCA OGK-PERFORATED-450/ID45/Δ/600	3237225	4,525
	900	KCA OGK-PERFORATED-450/ID45/Δ/900	3237226	6,694
600	300	KCA OGK-PERFORATED-600/ID45/Δ/300	3237227	3,325
	450	KCA OGK-PERFORATED-600/ID45/Δ/450	3237228	4,629
	600	KCA OGK-PERFORATED-600/ID45/Δ/600	3237229	5,772
	900	KCA OGK-PERFORATED-600/ID45/Δ/900	3237230	8,587
750	300	KCA OGK-PERFORATED-750/ID45/Δ/300	3237231	4,044
	450	KCA OGK-PERFORATED-750/ID45/Δ/450	3237232	5,635
	600	KCA OGK-PERFORATED-750/ID45/Δ/600	3237233	7,018
	900	KCA OGK-PERFORATED-750/ID45/Δ/900	3237234	10,481
900	300	KCA OGK-PERFORATED-900/ID45/Δ/300	3237235	4,815
	450	KCA OGK-PERFORATED-900/ID45/Δ/450	3237236	6,719
	600	KCA OGK-PERFORATED-900/ID45/Δ/600	3237237	8,392
	900	KCA OGK-PERFORATED-900/ID45/Δ/900	3237238	12,503
1000	300	KCA OGK-PERFORATED-1000/ID45/Δ/300	3237239	5,293
	450	KCA OGK-PERFORATED-1000/ID45/Δ/450	3237240	7,391
	600	KCA OGK-PERFORATED-1000/ID45/Δ/600	3237241	9,222
	900	KCA OGK-PERFORATED-1000/ID45/Δ/900	3237242	13,764
1100	300	KCA OGK-PERFORATED-1100/ID45/Δ/300	3237243	5,773
	450	KCA OGK-PERFORATED-1100/ID45/Δ/450	3237244	8,062
	600	KCA OGK-PERFORATED-1100/ID45/Δ/600	3237245	10,053
	900	KCA OGK-PERFORATED-1100/ID45/Δ/900	3237246	15,027

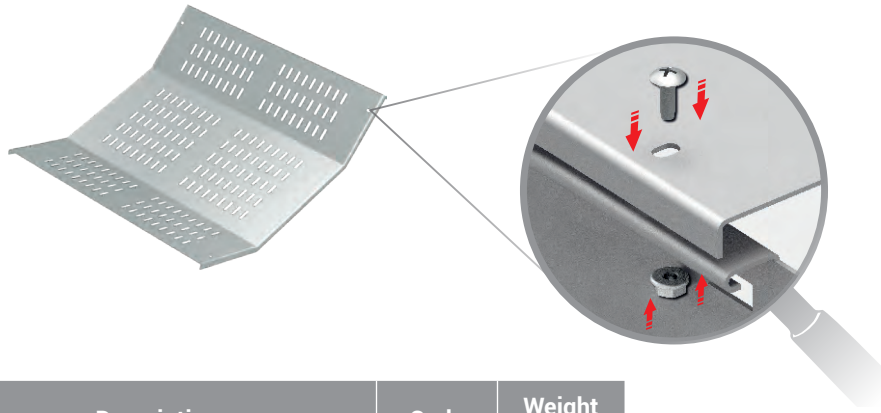
- Δ : All products codes and weights given are in kilograms (kg) and are hot dip galvanized (HDG) finish.
- To obtain the appropriate component weight in other finishes, multiply the given weight by the below finish factors.
- Finish factor : HDG (ISO En1461) = (HDG):1 / Stainless Steel = (SS) 0.94

- Please indicate order code in your orders.
- Please contact us for special modules.
- Material weights may vary by ± 10%

E-LINE KCA OG

Fittings Perforated Cover ID60 Vertical Inside

ID60



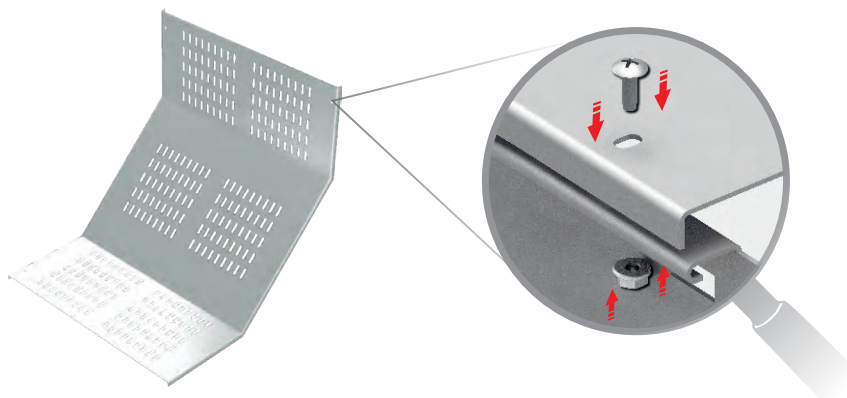
Fitting cover shown for illustration purposes only.

Width (mm)	Radius (mm)	Description	Code	Weight (kg)
150	300	KCA OGK-PERFORATED-150/ID60/Δ/300	3237247	1,395
	450	KCA OGK-PERFORATED-150/ID60/Δ/450	3237248	1,937
	600	KCA OGK-PERFORATED-150/ID60/Δ/600	3237249	2,463
	900	KCA OGK-PERFORATED-150/ID60/Δ/900	3237250	3,546
200	300	KCA OGK-PERFORATED-200/ID60/Δ/300	3237251	1,685
	450	KCA OGK-PERFORATED-200/ID60/Δ/450	3237252	2,350
	600	KCA OGK-PERFORATED-200/ID60/Δ/600	3237253	2,981
	900	KCA OGK-PERFORATED-200/ID60/Δ/900	3237254	4,309
300	300	KCA OGK-PERFORATED-300/ID60/Δ/300	3237255	2,308
	450	KCA OGK-PERFORATED-300/ID60/Δ/450	3237256	3,232
	600	KCA OGK-PERFORATED-300/ID60/Δ/600	3237257	4,107
	900	KCA OGK-PERFORATED-300/ID60/Δ/900	3237258	5,955
450	300	KCA OGK-PERFORATED-450/ID60/Δ/300	3237259	3,180
	450	KCA OGK-PERFORATED-450/ID60/Δ/450	3237260	4,469
	600	KCA OGK-PERFORATED-450/ID60/Δ/600	3237261	5,663
	900	KCA OGK-PERFORATED-450/ID60/Δ/900	3237262	8,242
600	300	KCA OGK-PERFORATED-600/ID60/Δ/300	3237263	4,052
	450	KCA OGK-PERFORATED-600/ID60/Δ/450	3237264	5,708
	600	KCA OGK-PERFORATED-600/ID60/Δ/600	3237265	7,218
	900	KCA OGK-PERFORATED-600/ID60/Δ/900	3237266	10,530
750	300	KCA OGK-PERFORATED-750/ID60/Δ/300	3237267	4,925
	450	KCA OGK-PERFORATED-750/ID60/Δ/450	3237268	6,947
	600	KCA OGK-PERFORATED-750/ID60/Δ/600	3237269	8,774
	900	KCA OGK-PERFORATED-750/ID60/Δ/900	3237270	12,817
900	300	KCA OGK-PERFORATED-900/ID60/Δ/300	3237271	5,913
	450	KCA OGK-PERFORATED-900/ID60/Δ/450	3237272	8,357
	600	KCA OGK-PERFORATED-900/ID60/Δ/600	3237273	10,597
	900	KCA OGK-PERFORATED-900/ID60/Δ/900	3237274	15,485
1000	300	KCA OGK-PERFORATED-1000/ID60/Δ/300	3237275	6,499
	450	KCA OGK-PERFORATED-1000/ID60/Δ/450	3237276	9,191
	600	KCA OGK-PERFORATED-1000/ID60/Δ/600	3237277	11,648
	900	KCA OGK-PERFORATED-1000/ID60/Δ/900	3237278	17,029
1100	300	KCA OGK-PERFORATED-1100/ID60/Δ/300	3237279	7,093
	450	KCA OGK-PERFORATED-1100/ID60/Δ/450	3237280	10,032
	600	KCA OGK-PERFORATED-1100/ID60/Δ/600	3237281	12,711
	900	KCA OGK-PERFORATED-1100/ID60/Δ/900	3237282	18,593

- Δ : All products codes and weights given are in kilograms (kg) and are hot dip galvanized (HDG) finish.
- To obtain the appropriate component weight in other finishes, multiply the given weight by the below finish factors.
- Finish factor : HDG (ISO En1461) = (HDG):1 / Stainless Steel = (SS) 0.94

- Please indicate order code in your orders.
- Please contact us for special modules.
- Material weights may vary by ± 10%

ID90



Fitting cover shown for illustration purposes only.

Width (mm)	Radius (mm)	Description	Code	Weight (kg)
150	300	KCA OGK-PERFORAED-150/ID90/Δ/300	3237283	2,015
	450	KCA OGK-PERFORAED-150/ID90/Δ/450	3237284	2,819
	600	KCA OGK-PERFORAED-150/ID90/Δ/600	3237285	3,693
	900	KCA OGK-PERFORAED-150/ID90/Δ/900	3237286	5,370
200	300	KCA OGK-PERFORAED-200/ID90/Δ/300	3237287	2,460
	450	KCA OGK-PERFORAED-200/ID90/Δ/450	3237288	3,439
	600	KCA OGK-PERFORAED-200/ID90/Δ/600	3237289	4,517
	900	KCA OGK-PERFORAED-200/ID90/Δ/900	3237290	6,585
300	300	KCA OGK-PERFORAED-300/ID90/Δ/300	3237291	3,388
	450	KCA OGK-PERFORAED-300/ID90/Δ/450	3237292	4,750
	600	KCA OGK-PERFORAED-300/ID90/Δ/600	3237293	6,251
	900	KCA OGK-PERFORAED-300/ID90/Δ/900	3237294	9,133
450	300	KCA OGK-PERFORAED-450/ID90/Δ/300	3237295	4,721
	450	KCA OGK-PERFORAED-450/ID90/Δ/450	3237296	6,608
	600	KCA OGK-PERFORAED-450/ID90/Δ/600	3237297	8,721
	900	KCA OGK-PERFORAED-450/ID90/Δ/900	3237298	12,775
600	300	KCA OGK-PERFORAED-600/ID90/Δ/300	3237299	6,053
	450	KCA OGK-PERFORAED-600/ID90/Δ/450	3237300	8,465
	600	KCA OGK-PERFORAED-600/ID90/Δ/600	3237301	11,190
	900	KCA OGK-PERFORAED-600/ID90/Δ/900	3237302	16,416
750	300	KCA OGK-PERFORAED-750/ID90/Δ/300	3237303	7,387
	450	KCA OGK-PERFORAED-750/ID90/Δ/450	3237304	10,322
	600	KCA OGK-PERFORAED-750/ID90/Δ/600	3237305	13,660
	900	KCA OGK-PERFORAED-750/ID90/Δ/900	3237306	20,059
900	300	KCA OGK-PERFORAED-900/ID90/Δ/300	3237307	8,835
	450	KCA OGK-PERFORAED-900/ID90/Δ/450	3237308	12,392
	600	KCA OGK-PERFORAED-900/ID90/Δ/600	3237309	16,398
	900	KCA OGK-PERFORAED-900/ID90/Δ/900	3237310	24,080
1000	300	KCA OGK-PERFORAED-1000/ID90/Δ/300	3237311	9,730
	450	KCA OGK-PERFORAED-1000/ID90/Δ/450	3237312	13,640
	600	KCA OGK-PERFORAED-1000/ID90/Δ/600	3237313	18,057
	900	KCA OGK-PERFORAED-1000/ID90/Δ/900	3237314	26,528
1100	300	KCA OGK-PERFORAED-1100/ID90/Δ/300	3237315	10,628
	450	KCA OGK-PERFORAED-1100/ID90/Δ/450	3237316	14,897
	600	KCA OGK-PERFORAED-1100/ID90/Δ/600	3237317	19,729
	900	KCA OGK-PERFORAED-1100/ID90/Δ/900	3237318	28,995

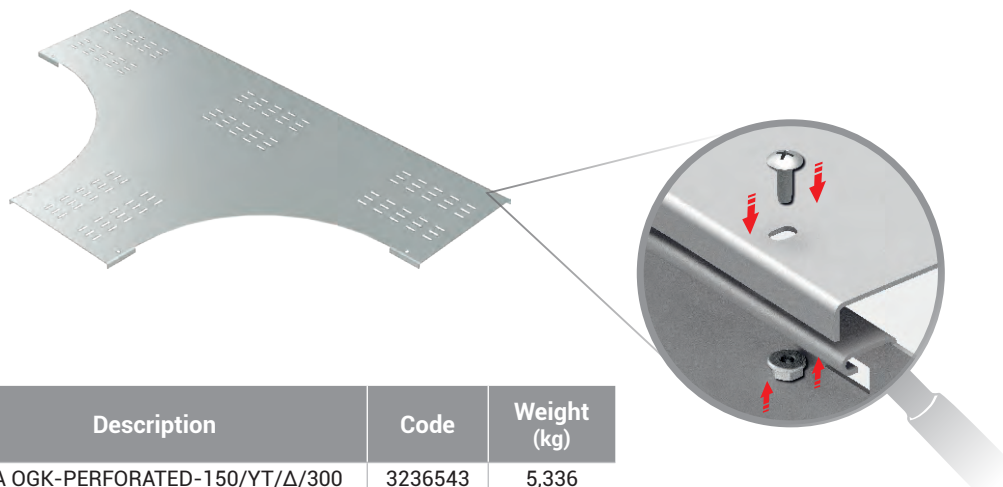
- Δ : All products codes and weights given are in kilograms (kg) and are hot dip galvanized (HDG) finish.
- To obtain the appropriate component weight in other finishes, multiply the given weight by the below finish factors.
- Finish factor : HDG (ISO En1461) = (HDG):1 / Stainless Steel = (SS) 0.94

- Please indicate order code in your orders.
- Please contact us for special modules.
- Material weights may vary by ± 10%

E-LINE KCA OG

Fittings Perforated Cover YT Horizontal Tee

YT



Fitting cover shown for illustration purposes only.

Width (mm)	Radius (mm)	Description	Code	Weight (kg)
150	300	KCA OGK-PERFORATED-150/YT/Δ/300	3236543	5,336
	450	KCA OGK-PERFORATED-150/YT/Δ/450	3236544	7,779
	600	KCA OGK-PERFORATED-150/YT/Δ/600	3236545	10,557
	900	KCA OGK-PERFORATED-150/YT/Δ/900	3236546	17,111
200	300	KCA OGK-PERFORATED-200/YT/Δ/300	3236547	6,560
	450	KCA OGK-PERFORATED-200/YT/Δ/450	3236548	9,392
	600	KCA OGK-PERFORATED-200/YT/Δ/600	3236549	12,558
	900	KCA OGK-PERFORATED-200/YT/Δ/900	3236550	19,889
300	300	KCA OGK-PERFORATED-300/YT/Δ/300	3236551	9,395
	450	KCA OGK-PERFORATED-300/YT/Δ/450	3236552	13,004
	600	KCA OGK-PERFORATED-300/YT/Δ/600	3236553	16,947
	900	KCA OGK-PERFORATED-300/YT/Δ/900	3236554	25,832
450	300	KCA OGK-PERFORATED-450/YT/Δ/300	3236555	14,103
	450	KCA OGK-PERFORATED-450/YT/Δ/450	3236556	18,877
	600	KCA OGK-PERFORATED-450/YT/Δ/600	3236557	23,986
	900	KCA OGK-PERFORATED-450/YT/Δ/900	3236558	35,203
600	300	KCA OGK-PERFORATED-600/YT/Δ/300	3236559	19,588
	450	KCA OGK-PERFORATED-600/YT/Δ/450	3236560	25,529
	600	KCA OGK-PERFORATED-600/YT/Δ/600	3236561	31,802
	900	KCA OGK-PERFORATED-600/YT/Δ/900	3236562	45,351
750	300	KCA OGK-PERFORATED-750/YT/Δ/300	3236563	25,850
	450	KCA OGK-PERFORATED-750/YT/Δ/450	3236564	32,956
	600	KCA OGK-PERFORATED-750/YT/Δ/600	3236565	40,395
	900	KCA OGK-PERFORATED-750/YT/Δ/900	3236566	56,276
900	300	KCA OGK-PERFORATED-900/YT/Δ/300	3236567	33,145
	450	KCA OGK-PERFORATED-900/YT/Δ/450	3236568	41,417
	600	KCA OGK-PERFORATED-900/YT/Δ/600	3236569	50,023
	900	KCA OGK-PERFORATED-900/YT/Δ/900	3236570	68,234
1000	300	KCA OGK-PERFORATED-1000/YT/Δ/300	3236571	38,270
	450	KCA OGK-PERFORATED-1000/YT/Δ/450	3236572	47,319
	600	KCA OGK-PERFORATED-1000/YT/Δ/600	3236573	56,702
	900	KCA OGK-PERFORATED-1000/YT/Δ/900	3236574	76,468
1100	300	KCA OGK-PERFORATED-1100/YT/Δ/300	3236575	43,740
	450	KCA OGK-PERFORATED-1100/YT/Δ/450	3236576	53,566
	600	KCA OGK-PERFORATED-1100/YT/Δ/600	3236577	63,726
	900	KCA OGK-PERFORATED-1100/YT/Δ/900	3236578	85,047


- Δ : All products codes and weights given are in kilograms (kg) and are hot dip galvanized (HDG) finish.
- To obtain the appropriate component weight in other finishes, multiply the given weight by the below finish factors.
- Finish factor : HDG (ISO En1461) = (HDG):1 / Stainless Steel = (SS) 0.94

- Please indicate order code in your orders.
- Please contact us for special modules.
- Material weights may vary by ± 10%

E-LINE KCA OG

Fittings Perforated Cover AD Cross

AD



Fitting cover shown for illustration purposes only.

Width (mm)	Radius (mm)	Description	Code	Weight (kg)
150	300	KCA OGK-PERFORATED-150/AD/Δ/300	3236579	7,016
	450	KCA OGK-PERFORATED-150/AD/Δ/450	3236580	10,684
	600	KCA OGK-PERFORATED-150/AD/Δ/600	3236581	15,038
	900	KCA OGK-PERFORATED-150/AD/Δ/900	3236582	25,748
200	300	KCA OGK-PERFORATED-200/AD/Δ/300	3236583	8,514
	450	KCA OGK-PERFORATED-200/AD/Δ/450	3236584	12,719
	600	KCA OGK-PERFORATED-200/AD/Δ/600	3236585	17,591
	900	KCA OGK-PERFORATED-200/AD/Δ/900	3236586	29,337
300	300	KCA OGK-PERFORATED-300/AD/Δ/300	3236587	11,919
	450	KCA OGK-PERFORATED-300/AD/Δ/450	3236588	17,159
	600	KCA OGK-PERFORATED-300/AD/Δ/600	3236589	23,068
	900	KCA OGK-PERFORATED-300/AD/Δ/900	3236590	36,886
450	300	KCA OGK-PERFORATED-450/AD/Δ/300	3236591	17,432
	450	KCA OGK-PERFORATED-450/AD/Δ/450	3236592	24,228
	600	KCA OGK-PERFORATED-450/AD/Δ/600	3236593	31,690
	900	KCA OGK-PERFORATED-450/AD/Δ/900	3236594	48,618
600	300	KCA OGK-PERFORATED-600/AD/Δ/300	3236595	23,712
	450	KCA OGK-PERFORATED-600/AD/Δ/450	3236596	32,073
	600	KCA OGK-PERFORATED-600/AD/Δ/600	3236597	41,091
	900	KCA OGK-PERFORATED-600/AD/Δ/900	3236598	61,126
750	300	KCA OGK-PERFORATED-750/AD/Δ/300	3236599	30,791
	450	KCA OGK-PERFORATED-750/AD/Δ/450	3236600	40,696
	600	KCA OGK-PERFORATED-750/AD/Δ/600	3236601	51,267
	900	KCA OGK-PERFORATED-750/AD/Δ/900	3236602	74,411
900	300	KCA OGK-PERFORATED-900/AD/Δ/300	3236603	38,957
	450	KCA OGK-PERFORATED-900/AD/Δ/450	3236604	50,415
	600	KCA OGK-PERFORATED-900/AD/Δ/600	3236605	62,542
	900	KCA OGK-PERFORATED-900/AD/Δ/900	3236606	88,794
1000	300	KCA OGK-PERFORATED-1000/AD/Δ/300	3236607	44,619
	450	KCA OGK-PERFORATED-1000/AD/Δ/450	3236608	57,114
	600	KCA OGK-PERFORATED-1000/AD/Δ/600	3236609	70,276
	900	KCA OGK-PERFORATED-1000/AD/Δ/900	3236610	98,601
1100	300	KCA OGK-PERFORATED-1100/AD/Δ/300	3236611	50,626
	450	KCA OGK-PERFORATED-1100/AD/Δ/450	3236612	64,285
	600	KCA OGK-PERFORATED-1100/AD/Δ/600	3236613	78,484
	900	KCA OGK-PERFORATED-1100/AD/Δ/900	3236614	108,782


- Δ : All products codes and weights given are in kilograms (kg) and are hot dip galvanized (HDG) finish.
- To obtain the appropriate component weight in other finishes, multiply the given weight by the below finish factors.
- Finish factor : HDG (ISO En1461) = (HDG):1 / Stainless Steel = (SS) 0.94

- Please indicate order code in your orders.
- Please contact us for special modules.
- Material weights may vary by ± 10%

E-LINE KCA OG

Fittings Middle Reduction Perforated Cover

MR



Fitting cover shown for illustration purposes only.

Width (mm)	Radius (mm)	Description	Code	Weight (kg)
150	300	KCA OGK-PERFORATED-150/200/MR / Δ	3239140	2,038
	450	KCA OGK-PERFORATED-150/300/MR / Δ	3239141	2,468
	600	KCA OGK-PERFORATED-150/450/MR / Δ	3239142	3,122
	900	KCA OGK-PERFORATED-150/600/MR / Δ	3239143	3,785
200	300	KCA OGK-PERFORATED-150/750/MR / Δ	3239144	4,452
	450	KCA OGK-PERFORATED-150/900/MR / Δ	3239145	5,122
	600	KCA OGK-PERFORATED-150/1000/MR / Δ	3239146	5,562
	900	KCA OGK-PERFORATED-150/1100/MR / Δ	3239147	6,001
300	300	KCA OGK-PERFORATED-200/300/MR / Δ	3239148	2,612
	450	KCA OGK-PERFORATED-200/450/MR / Δ	3239149	3,264
	600	KCA OGK-PERFORATED-200/600/MR / Δ	3239150	3,924
	900	KCA OGK-PERFORATED-200/750/MR / Δ	3239151	4,589
450	300	KCA OGK-PERFORATED-200/900/MR / Δ	3239152	5,259
	450	KCA OGK-PERFORATED-200/1000/MR / Δ	3239153	5,699
	600	KCA OGK-PERFORATED-200/1100/MR / Δ	3239154	6,137
	900	KCA OGK-PERFORATED-300/450/MR / Δ	3239155	3,586
600	300	KCA OGK-PERFORATED-300/600/MR / Δ	3239156	4,240
	450	KCA OGK-PERFORATED-300/750/MR / Δ	3239157	4,902
	600	KCA OGK-PERFORATED-300/900/MR / Δ	3239158	5,570
	900	KCA OGK-PERFORATED-300/1000/MR / Δ	3239159	6,016
750	300	KCA OGK-PERFORATED-300/1100/MR / Δ	3239160	6,457
	450	KCA OGK-PERFORATED-450/600/MR / Δ	3239161	4,667
	600	KCA OGK-PERFORATED-450/750/MR / Δ	3239162	5,322
	900	KCA OGK-PERFORATED-450/900/MR / Δ	3239163	5,983
900	300	KCA OGK-PERFORATED-450/1000/MR / Δ	3239164	6,427
	450	KCA OGK-PERFORATED-450/1100/MR / Δ	3239165	6,874
	600	KCA OGK-PERFORATED-600/750/MR / Δ	3239166	5,748
	900	KCA OGK-PERFORATED-600/900/MR / Δ	3239167	6,402
1000	300	KCA OGK-PERFORATED-600/1000/MR / Δ	3239168	6,844
	450	KCA OGK-PERFORATED-600/1100/MR / Δ	3239169	7,286
	600	KCA OGK-PERFORATED-750/900/MR / Δ	3239170	6,793
	900	KCA OGK-PERFORATED-750/1000/MR / Δ	3239171	7,228
1100	300	KCA OGK-PERFORATED-750/1100/MR / Δ	3239172	7,667
	450	KCA OGK-PERFORATED-900/1000/MR / Δ	3239173	7,768
	600	KCA OGK-PERFORATED-900/1100/MR / Δ	3239174	8,201
	900	KCA OGK-PERFORATED-1000/1100/MR / Δ	3239175	8,489

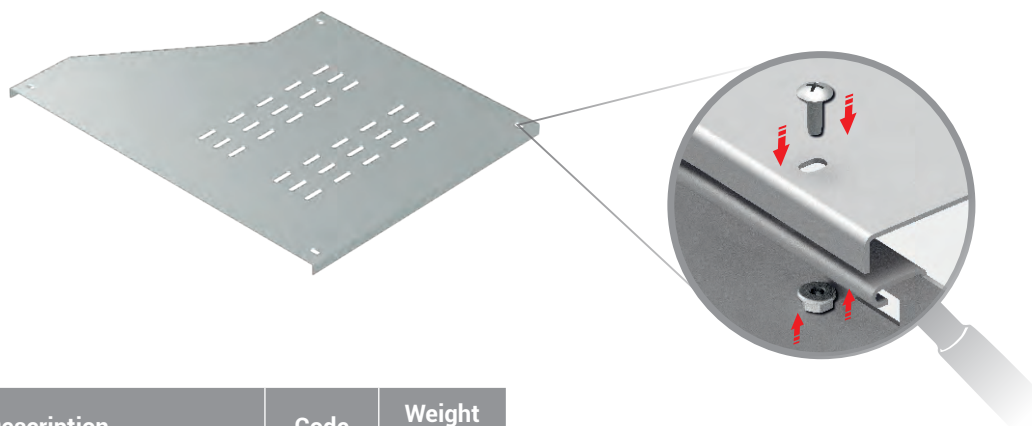
- Δ : All products codes and weights given are in kilograms (kg) and are hot dip galvanized (HDG) finish.
- To obtain the appropriate component weight in other finishes, multiply the given weight by the below finish factors.
- Finish factor : HDG (ISO En1461) = (HDG):1 / Stainless Steel = (SS) 0.94

- Please indicate order code in your orders. • Please contact us for special modules.
- Material weights may vary by ± 10%

E-LINE KCA OG

Fittings Left Side Reduction Perforated Cover

LR



Fitting cover shown for illustration purposes only.

Width (mm)	Radius (mm)	Description	Code	Weight (kg)
150	300	KCA OGK-PERFORATED-150/200/LR / Δ	3239176	2,051
	450	KCA OGK-PERFORATED-150/300/LR / Δ	3239177	2,459
	600	KCA OGK-PERFORATED-150/450/LR / Δ	3239178	3,087
	900	KCA OGK-PERFORATED-150/600/LR / Δ	3239179	3,720
200	300	KCA OGK-PERFORATED-150/750/LR / Δ	3239180	4,355
	450	KCA OGK-PERFORATED-150/900/LR / Δ	3239181	4,992
	600	KCA OGK-PERFORATED-150/1000/LR / Δ	3239182	5,417
	900	KCA OGK-PERFORATED-150/1100/LR / Δ	3239183	5,842
300	300	KCA OGK-PERFORATED-200/300/LR / Δ	3239184	2,613
	450	KCA OGK-PERFORATED-200/450/LR / Δ	3239185	3,237
	600	KCA OGK-PERFORATED-200/600/LR / Δ	3239186	3,868
	900	KCA OGK-PERFORATED-200/750/LR / Δ	3239187	4,503
450	300	KCA OGK-PERFORATED-200/900/LR / Δ	3239188	5,140
	450	KCA OGK-PERFORATED-200/1000/LR / Δ	3239189	5,565
	600	KCA OGK-PERFORATED-200/1100/LR / Δ	3239190	5,990
	900	KCA OGK-PERFORATED-300/450/LR / Δ	3239191	3,577
600	300	KCA OGK-PERFORATED-300/600/LR / Δ	3239192	4,205
	450	KCA OGK-PERFORATED-300/750/LR / Δ	3239193	4,837
	600	KCA OGK-PERFORATED-300/900/LR / Δ	3239194	5,474
	900	KCA OGK-PERFORATED-300/1000/LR / Δ	3239195	5,897
750	300	KCA OGK-PERFORATED-300/1100/LR / Δ	3239196	6,322
	450	KCA OGK-PERFORATED-450/600/LR / Δ	3239197	4,659
	600	KCA OGK-PERFORATED-450/750/LR / Δ	3239198	5,285
	900	KCA OGK-PERFORATED-450/900/LR / Δ	3239199	5,919
900	300	KCA OGK-PERFORATED-450/1000/LR / Δ	3239200	6,343
	450	KCA OGK-PERFORATED-450/1100/LR / Δ	3239201	6,766
	600	KCA OGK-PERFORATED-600/750/LR / Δ	3239202	5,739
	900	KCA OGK-PERFORATED-600/900/LR / Δ	3239203	6,367
1000	300	KCA OGK-PERFORATED-600/1000/LR / Δ	3239204	6,788
	450	KCA OGK-PERFORATED-600/1100/LR / Δ	3239205	7,212
	600	KCA OGK-PERFORATED-750/900/LR / Δ	3239206	6,821
	900	KCA OGK-PERFORATED-750/1000/LR / Δ	3239207	7,238
1100	300	KCA OGK-PERFORATED-750/1100/LR / Δ	3239208	7,658
	450	KCA OGK-PERFORATED-900/1000/LR / Δ	3239209	7,770
	600	KCA OGK-PERFORATED-900/1100/LR / Δ	3239210	8,183
	900	KCA OGK-PERFORATED-1000/1100/LR / Δ	3239211	8,527

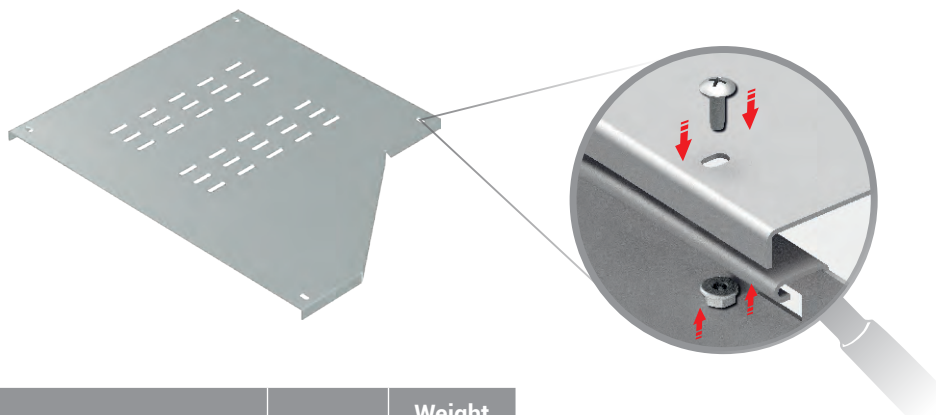
- Δ : All products codes and weights given are in kilograms (kg) and are hot dip galvanized (HDG) finish.
- To obtain the appropriate component weight in other finishes, multiply the given weight by the below finish factors.
- Finish factor : HDG (ISO En1461) = (HDG):1 / Stainless Steel = (SS) 0.94

- Please indicate order code in your orders. • Please contact us for special modules.
- Material weights may vary by ± 10%

E-LINE KCA OG

Fittings Right Side Reduction Perforated Cover

RR



Fitting cover shown for illustration purposes only.

Width (mm)	Radius (mm)	Description	Code	Weight (kg)
150	300	KCA OGK-PERFORATED-150/200/RR / Δ	3239212	2,051
	450	KCA OGK-PERFORATED-150/300/RR / Δ	3239213	2,459
	600	KCA OGK-PERFORATED-150/450/RR / Δ	3239214	3,087
	900	KCA OGK-PERFORATED-150/600/RR / Δ	3239215	3,720
200	300	KCA OGK-PERFORATED-150/750/RR / Δ	3239216	4,355
	450	KCA OGK-PERFORATED-150/900/RR / Δ	3239217	4,992
	600	KCA OGK-PERFORATED-150/1000/RR / Δ	3239218	5,417
	900	KCA OGK-PERFORATED-150/1100/RR / Δ	3239219	5,842
300	300	KCA OGK-PERFORATED-200/300/RR / Δ	3239220	2,613
	450	KCA OGK-PERFORATED-200/450/RR / Δ	3239221	3,237
	600	KCA OGK-PERFORATED-200/600/RR / Δ	3239222	3,868
	900	KCA OGK-PERFORATED-200/750/RR / Δ	3239223	4,503
450	300	KCA OGK-PERFORATED-200/900/RR / Δ	3239224	5,140
	450	KCA OGK-PERFORATED-200/1000/RR / Δ	3239225	5,565
	600	KCA OGK-PERFORATED-200/1100/RR / Δ	3239226	5,990
	900	KCA OGK-PERFORATED-300/450/RR / Δ	3239227	3,577
600	300	KCA OGK-PERFORATED-300/600/RR / Δ	3239228	4,205
	450	KCA OGK-PERFORATED-300/750/RR / Δ	3239229	4,837
	600	KCA OGK-PERFORATED-300/900/RR / Δ	3239230	5,474
	900	KCA OGK-PERFORATED-300/1000/RR / Δ	3239231	5,897
750	300	KCA OGK-PERFORATED-300/1100/RR / Δ	3239232	6,322
	450	KCA OGK-PERFORATED-450/600/RR / Δ	3239233	4,659
	600	KCA OGK-PERFORATED-450/750/RR / Δ	3239234	5,285
	900	KCA OGK-PERFORATED-450/900/RR / Δ	3239235	5,919
900	300	KCA OGK-PERFORATED-450/1000/RR / Δ	3239236	6,343
	450	KCA OGK-PERFORATED-450/1100/RR / Δ	3239237	6,766
	600	KCA OGK-PERFORATED-600/750/RR / Δ	3239238	5,739
	900	KCA OGK-PERFORATED-600/900/RR / Δ	3239239	6,367
1000	300	KCA OGK-PERFORATED-600/1000/RR / Δ	3239240	6,788
	450	KCA OGK-PERFORATED-600/1100/RR / Δ	3239241	7,212
	600	KCA OGK-PERFORATED-750/900/RR / Δ	3239242	6,821
	900	KCA OGK-PERFORATED-750/1000/RR / Δ	3239243	7,238
1100	300	KCA OGK-PERFORATED-750/1100/RR / Δ	3239244	7,658
	450	KCA OGK-PERFORATED-900/1000/RR / Δ	3239245	7,770
	600	KCA OGK-PERFORATED-900/1100/RR / Δ	3239246	8,183
	900	KCA OGK-PERFORATED-1000/1100/RR / Δ	3239247	8,527

- Δ : All products codes and weights given are in kilograms (kg) and are hot dip galvanized (HDG) finish.
- To obtain the appropriate component weight in other finishes, multiply the given weight by the below finish factors.
- Finish factor : HDG (ISO En1461) = (HDG):1 / Stainless Steel = (SS) 0.94

- Please indicate order code in your orders. • Please contact us for special modules.
- Material weights may vary by ± 10%

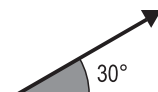


E-LINE KCA OG



E-LINE KCA OG

Fittings Peaked Cover YD30 Horizontal Elbow

YD30



Fitting cover shown for illustration purposes only.



Width (mm)	Description	Code	SD Weight (kg)
150	KCA OGK-PEAKED-150/YD30/Δ/300	3238239	2,000
	KCA OGK-PEAKED-150/YD30/Δ/450	3238240	2,361
	KCA OGK-PEAKED-150/YD30/Δ/600	3238241	2,723
	KCA OGK-PEAKED-150/YD30/Δ/900	3238242	3,412
200	KCA OGK-PEAKED-200/YD30/Δ/300	3238243	2,578
	KCA OGK-PEAKED-200/YD30/Δ/450	3238244	3,056
	KCA OGK-PEAKED-200/YD30/Δ/600	3238245	3,523
	KCA OGK-PEAKED-200/YD30/Δ/900	3238246	4,424
300	KCA OGK-PEAKED-300/YD30/Δ/300	3238247	3,831
	KCA OGK-PEAKED-300/YD30/Δ/450	3238248	4,514
	KCA OGK-PEAKED-300/YD30/Δ/600	3238249	5,187
	KCA OGK-PEAKED-300/YD30/Δ/900	3238250	6,555
450	KCA OGK-PEAKED-450/YD30/Δ/300	3238251	5,984
	KCA OGK-PEAKED-450/YD30/Δ/450	3238252	6,967
	KCA OGK-PEAKED-450/YD30/Δ/600	3238253	7,962
	KCA OGK-PEAKED-450/YD30/Δ/900	3238254	9,893
600	KCA OGK-PEAKED-600/YD30/Δ/300	3238255	8,449
	KCA OGK-PEAKED-600/YD30/Δ/450	3238256	9,754
	KCA OGK-PEAKED-600/YD30/Δ/600	3238257	11,046
	KCA OGK-PEAKED-600/YD30/Δ/900	3238258	13,669
750	KCA OGK-PEAKED-750/YD30/Δ/300	3238259	11,223
	KCA OGK-PEAKED-750/YD30/Δ/450	3238260	12,838
	KCA OGK-PEAKED-750/YD30/Δ/600	3238261	14,443
	KCA OGK-PEAKED-750/YD30/Δ/900	3238262	17,618
900	KCA OGK-PEAKED-900/YD30/Δ/300	3238263	14,252
	KCA OGK-PEAKED-900/YD30/Δ/450	3238264	16,172
	KCA OGK-PEAKED-900/YD30/Δ/600	3238265	18,082
	KCA OGK-PEAKED-900/YD30/Δ/900	3238266	21,867
1000	KCA OGK-PEAKED-1000/YD30/Δ/300	3238267	16,518
	KCA OGK-PEAKED-1000/YD30/Δ/450	3238268	18,649
	KCA OGK-PEAKED-1000/YD30/Δ/600	3238269	20,769
	KCA OGK-PEAKED-1000/YD30/Δ/900	3238270	24,976
1100	KCA OGK-PEAKED-1100/YD30/Δ/300	3238271	18,927
	KCA OGK-PEAKED-1100/YD30/Δ/450	3238272	21,269
	KCA OGK-PEAKED-1100/YD30/Δ/600	3238273	23,599
	KCA OGK-PEAKED-1100/YD30/Δ/900	3238274	28,227

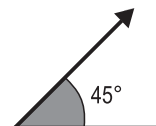


- Δ : All products codes and weights given are in kilograms (kg) and are hot dip galvanized (HDG) finish.
- To obtain the appropriate component weight in other finishes, multiply the given weight by the below finish factors.
- Finish factor : HDG (ISO En1461) = (HDG):1 / Stainless Steel = (SS) 0.94

- Please indicate order code in your orders.
- Please contact us for special modules.
- Material weights may vary by ± 10%

E-LINE KCA OG

Fittings Peaked Cover YD45 Horizontal Elbow

YD45



Fitting cover shown for illustration purposes only.



Width (mm)	Description	Code	SD Weight (kg)
150	KCA OGK-PEAKED-150/YD45/Δ/300	3238275	2,536
	KCA OGK-PEAKED-150/YD45/Δ/450	3238276	3,110
	KCA OGK-PEAKED-150/YD45/Δ/600	3238277	3,666
	KCA OGK-PEAKED-150/YD45/Δ/900	3238278	4,732
200	KCA OGK-PEAKED-200/YD45/Δ/300	3238279	3,296
	KCA OGK-PEAKED-200/YD45/Δ/450	3238280	4,037
	KCA OGK-PEAKED-200/YD45/Δ/600	3238281	4,752
	KCA OGK-PEAKED-200/YD45/Δ/900	3238282	6,104
300	KCA OGK-PEAKED-300/YD45/Δ/300	3238283	4,984
	KCA OGK-PEAKED-300/YD45/Δ/450	3238284	6,426
	KCA OGK-PEAKED-300/YD45/Δ/600	3238285	7,070
	KCA OGK-PEAKED-300/YD45/Δ/900	3238286	9,050
450	KCA OGK-PEAKED-450/YD45/Δ/300	3238287	7,895
	KCA OGK-PEAKED-450/YD45/Δ/450	3238288	9,411
	KCA OGK-PEAKED-450/YD45/Δ/600	3238289	10,922
	KCA OGK-PEAKED-450/YD45/Δ/900	3238290	13,873
600	KCA OGK-PEAKED-600/YD45/Δ/300	3238291	11,288
	KCA OGK-PEAKED-600/YD45/Δ/450	3238292	13,262
	KCA OGK-PEAKED-600/YD45/Δ/600	3238293	15,244
	KCA OGK-PEAKED-600/YD45/Δ/900	3238294	19,154
750	KCA OGK-PEAKED-750/YD45/Δ/300	3238295	15,126
	KCA OGK-PEAKED-750/YD45/Δ/450	3238296	17,599
	KCA OGK-PEAKED-750/YD45/Δ/600	3238297	20,035
	KCA OGK-PEAKED-750/YD45/Δ/900	3238298	24,907
900	KCA OGK-PEAKED-900/YD45/Δ/300	3238299	19,462
	KCA OGK-PEAKED-900/YD45/Δ/450	3238300	22,373
	KCA OGK-PEAKED-900/YD45/Δ/600	3238301	25,315
	KCA OGK-PEAKED-900/YD45/Δ/900	3238302	31,134
1000	KCA OGK-PEAKED-1000/YD45/Δ/300	3238303	22,605
	KCA OGK-PEAKED-1000/YD45/Δ/450	3238304	25,828
	KCA OGK-PEAKED-1000/YD45/Δ/600	3238305	29,065
	KCA OGK-PEAKED-1000/YD45/Δ/900	3238306	35,533
1100	KCA OGK-PEAKED-1100/YD45/Δ/300	3238307	25,957
	KCA OGK-PEAKED-1100/YD45/Δ/450	3238308	29,492
	KCA OGK-PEAKED-1100/YD45/Δ/600	3238309	33,043
	KCA OGK-PEAKED-1100/YD45/Δ/900	3238310	40,141

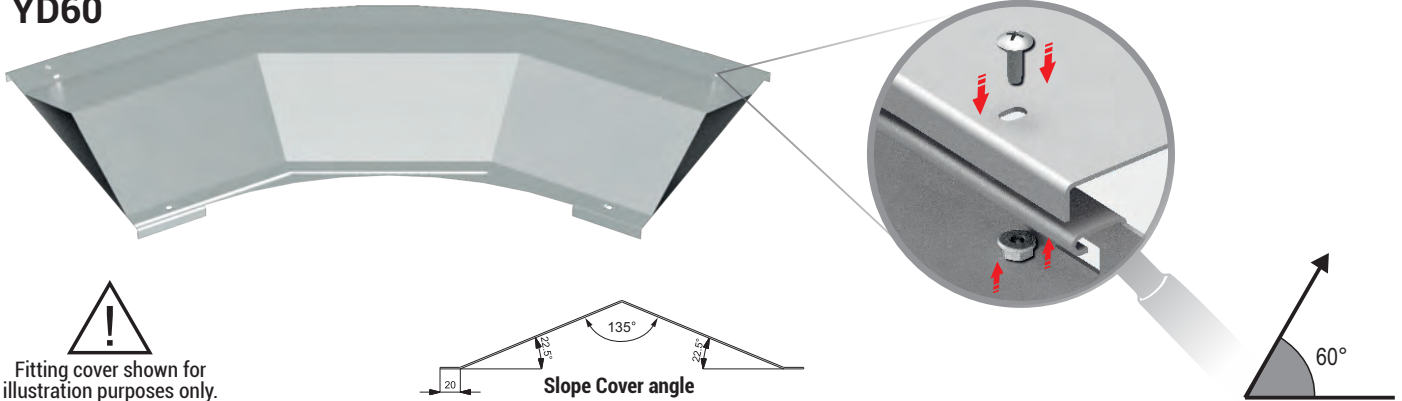
- Δ : All products codes and weights given are in kilograms (kg) and are hot dip galvanized (HDG) finish.
- To obtain the appropriate component weight in other finishes, multiply the given weight by the below finish factors.
- Finish factor : HDG (ISO En1461) = (HDG):1 / Stainless Steel = (SS) 0.94

- Please indicate order code in your orders. • Please contact us for special modules.
- Material weights may vary by ± 10%

E-LINE KCA OG

Fittings Peaked Cover YD60 Horizontal Elbow

YD60




Fitting cover shown for illustration purposes only.



Width (mm)	Description	Code	SD Weight (kg)
150	KCA OGK-PEAKED-150/YD60/Δ/300	3238311	3,024
	KCA OGK-PEAKED-150/YD60/Δ/450	3238312	3,763
	KCA OGK-PEAKED-150/YD60/Δ/600	3238313	4,498
	KCA OGK-PEAKED-150/YD60/Δ/900	3238314	5,903
200	KCA OGK-PEAKED-200/YD60/Δ/300	3238315	3,948
	KCA OGK-PEAKED-200/YD60/Δ/450	3238316	4,917
	KCA OGK-PEAKED-200/YD60/Δ/600	3238317	5,863
	KCA OGK-PEAKED-200/YD60/Δ/900	3238318	7,689
300	KCA OGK-PEAKED-300/YD60/Δ/300	3238319	5,991
	KCA OGK-PEAKED-300/YD60/Δ/450	3238320	7,370
	KCA OGK-PEAKED-300/YD60/Δ/600	3238321	8,727
	KCA OGK-PEAKED-300/YD60/Δ/900	3238322	11,475
450	KCA OGK-PEAKED-450/YD60/Δ/300	3238323	9,599
	KCA OGK-PEAKED-450/YD60/Δ/450	3238324	11,598
	KCA OGK-PEAKED-450/YD60/Δ/600	3238325	13,577
	KCA OGK-PEAKED-450/YD60/Δ/900	3238326	17,467
600	KCA OGK-PEAKED-600/YD60/Δ/300	3238327	13,827
	KCA OGK-PEAKED-600/YD60/Δ/450	3238328	16,448
	KCA OGK-PEAKED-600/YD60/Δ/600	3238329	19,048
	KCA OGK-PEAKED-600/YD60/Δ/900	3238330	24,303
750	KCA OGK-PEAKED-750/YD60/Δ/300	3238331	18,677
	KCA OGK-PEAKED-750/YD60/Δ/450	3238332	21,920
	KCA OGK-PEAKED-750/YD60/Δ/600	3238333	25,139
	KCA OGK-PEAKED-750/YD60/Δ/900	3238334	31,514
900	KCA OGK-PEAKED-900/YD60/Δ/300	3238335	24,047
	KCA OGK-PEAKED-900/YD60/Δ/450	3238336	27,899
	KCA OGK-PEAKED-900/YD60/Δ/600	3238337	31,731
	KCA OGK-PEAKED-900/YD60/Δ/900	3238338	39,325
1000	KCA OGK-PEAKED-1000/YD60/Δ/300	3238339	28,104
	KCA OGK-PEAKED-1000/YD60/Δ/450	3238340	32,379
	KCA OGK-PEAKED-1000/YD60/Δ/600	3238341	36,630
	KCA OGK-PEAKED-1000/YD60/Δ/900	3238342	45,068
1100	KCA OGK-PEAKED-1100/YD60/Δ/300	3238343	32,447
	KCA OGK-PEAKED-1100/YD60/Δ/450	3238344	37,143
	KCA OGK-PEAKED-1100/YD60/Δ/600	3238345	41,817
	KCA OGK-PEAKED-1100/YD60/Δ/900	3238346	51,096

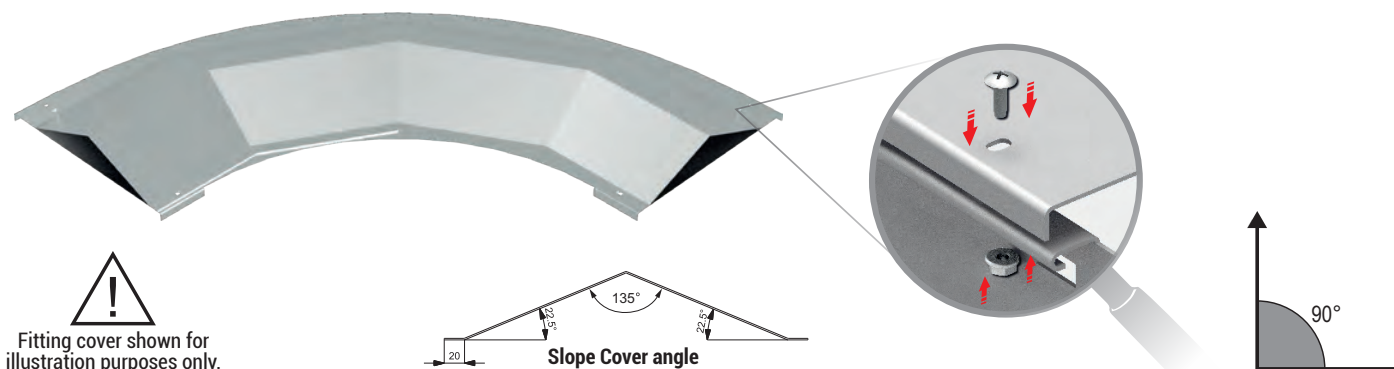
- Δ : All products codes and weights given are in kilograms (kg) and are hot dip galvanized (HDG) finish.
- To obtain the appropriate component weight in other finishes, multiply the given weight by the below finish factors.
- Finish factor : HDG (ISO En1461) = (HDG):1 / Stainless Steel = (SS) 0.94

- Please indicate order code in your orders.
- Please contact us for special modules.
- Material weights may vary by ± 10%

E-LINE KCA OG

Fittings Peaked Cover YD90 Horizontal Elbow

YD90



Width (mm)	Description	Code	SD Weight (kg)
150	KCA OGK-PEAKED-150/YD90/Δ/300	3238347	4,047
	KCA OGK-PEAKED-150/YD90/Δ/450	3238348	5,165
	KCA OGK-PEAKED-150/YD90/Δ/600	3238349	6,274
	KCA OGK-PEAKED-150/YD90/Δ/900	3238350	8,394
200	KCA OGK-PEAKED-200/YD90/Δ/300	3238351	5,317
	KCA OGK-PEAKED-200/YD90/Δ/450	3238352	6,777
	KCA OGK-PEAKED-200/YD90/Δ/600	3238353	8,203
	KCA OGK-PEAKED-200/YD90/Δ/900	3238354	10,954
300	KCA OGK-PEAKED-300/YD90/Δ/300	3238355	8,151
	KCA OGK-PEAKED-300/YD90/Δ/450	3238356	10,226
	KCA OGK-PEAKED-300/YD90/Δ/600	3238357	12,267
	KCA OGK-PEAKED-300/YD90/Δ/900	3238358	16,397
450	KCA OGK-PEAKED-450/YD90/Δ/300	3238359	13,213
	KCA OGK-PEAKED-450/YD90/Δ/450	3238360	16,220
	KCA OGK-PEAKED-450/YD90/Δ/600	3238361	19,193
	KCA OGK-PEAKED-450/YD90/Δ/900	3238362	25,039
600	KCA OGK-PEAKED-600/YD90/Δ/300	3238363	19,206
	KCA OGK-PEAKED-600/YD90/Δ/450	3238364	23,144
	KCA OGK-PEAKED-600/YD90/Δ/600	3238365	27,049
	KCA OGK-PEAKED-600/YD90/Δ/900	3238366	34,938
750	KCA OGK-PEAKED-750/YD90/Δ/300	3238367	26,131
	KCA OGK-PEAKED-750/YD90/Δ/450	3238368	31,000
	KCA OGK-PEAKED-750/YD90/Δ/600	3238369	35,837
	KCA OGK-PEAKED-750/YD90/Δ/900	3238370	45,411
900	KCA OGK-PEAKED-900/YD90/Δ/300	3238371	33,842
	KCA OGK-PEAKED-900/YD90/Δ/450	3238372	39,628
	KCA OGK-PEAKED-900/YD90/Δ/600	3238373	45,379
	KCA OGK-PEAKED-900/YD90/Δ/900	3238374	56,784
1000	KCA OGK-PEAKED-1000/YD90/Δ/300	3238375	39,690
	KCA OGK-PEAKED-1000/YD90/Δ/450	3238376	46,108
	KCA OGK-PEAKED-1000/YD90/Δ/600	3238377	52,492
	KCA OGK-PEAKED-1000/YD90/Δ/900	3238378	65,161
1100	KCA OGK-PEAKED-1100/YD90/Δ/300	3238379	45,967
	KCA OGK-PEAKED-1100/YD90/Δ/450	3238380	53,017
	KCA OGK-PEAKED-1100/YD90/Δ/600	3238381	60,034
	KCA OGK-PEAKED-1100/YD90/Δ/900	3238382	73,966

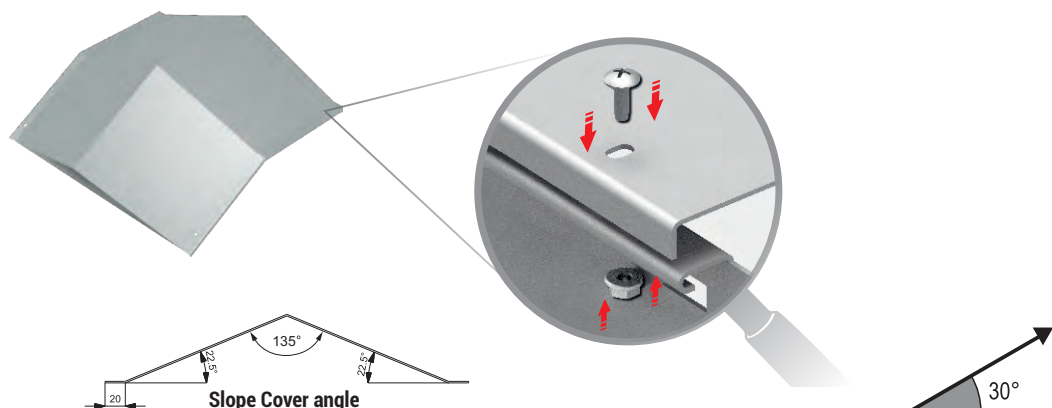
- Δ : All products codes and weights given are in kilograms (kg) and are hot dip galvanized (HDG) finish.
- To obtain the appropriate component weight in other finishes, multiply the given weight by the below finish factors.
- Finish factor : HDG (ISO En1461) = (HDG):1 / Stainless Steel = (SS) 0.94

- Please indicate order code in your orders. • Please contact us for special modules.
- Material weights may vary by ± 10%

E-LINE KCA OG

Fittings Peaked Cover DD30 Vertical Outside

DD30



Fitting cover shown for illustration purposes only.

Width (mm)	Description	Code				Weight (kg/pcs)			
		100	125	150	200	100	125	150	200
150	KCA OGK-PEAKED-150/DD30/Δ/300	3237535	3237571	3237607		1,579	1,653	1,728	
	KCA OGK-PEAKED-150/DD30/Δ/450	3237536	3237572	3237608		2,048	2,124	2,198	
	KCA OGK-PEAKED-150/DD30/Δ/600	3237537	3237573	3237609		2,501	2,576	2,650	
	KCA OGK-PEAKED-150/DD30/Δ/900	3237538	3237574	3237610		3,423	3,499	3,567	
200	KCA OGK-PEAKED-200/DD30/Δ/300	3237539	3237575	3237611	3237643	1,960	2,054	2,146	2,338
	KCA OGK-PEAKED-200/DD30/Δ/450	3237540	3237576	3237612	3237644	2,541	2,635	2,727	2,918
	KCA OGK-PEAKED-200/DD30/Δ/600	3237541	3237577	3237613	3237645	3,102	3,192	3,286	3,477
	KCA OGK-PEAKED-200/DD30/Δ/900	3237542	3237578	3237614	3237646	4,241	4,334	4,419	4,617
300	KCA OGK-PEAKED-300/DD30/Δ/300	3237543	3237579	3237615	3237647	2,739	2,866	2,994	3,258
	KCA OGK-PEAKED-300/DD30/Δ/450	3237544	3237580	3237616	3237648	3,541	3,667	3,796	4,060
	KCA OGK-PEAKED-300/DD30/Δ/600	3237545	3237581	3237617	3237649	4,313	4,441	4,568	4,831
	KCA OGK-PEAKED-300/DD30/Δ/900	3237546	3237582	3237618	3237650	5,885	6,015	6,133	6,408
450	KCA OGK-PEAKED-450/DD30/Δ/300	3237547	3237583	3237619	3237651	3,934	4,114	4,294	4,667
	KCA OGK-PEAKED-450/DD30/Δ/450	3237548	3237584	3237620	3237652	5,068	5,248	5,429	5,801
	KCA OGK-PEAKED-450/DD30/Δ/600	3237549	3237585	3237621	3237653	6,160	6,339	6,521	6,893
	KCA OGK-PEAKED-450/DD30/Δ/900	3237550	3237586	3237622	3237654	8,384	8,566	8,732	9,120
600	KCA OGK-PEAKED-600/DD30/Δ/300	3237551	3237587	3237623	3237655	5,165	5,398	5,631	6,111
	KCA OGK-PEAKED-600/DD30/Δ/450	3237552	3237588	3237624	3237656	6,630	6,863	7,096	7,578
	KCA OGK-PEAKED-600/DD30/Δ/600	3237553	3237589	3237625	3237657	8,042	8,274	8,507	8,989
	KCA OGK-PEAKED-600/DD30/Δ/900	3237554	3237590	3237626	3237658	10,919	11,152	11,366	11,867
750	KCA OGK-PEAKED-750/DD30/Δ/300	3237555	3237591	3237627	3237659	6,430	6,716	7,000	7,607
	KCA OGK-PEAKED-750/DD30/Δ/450	3237556	3237592	3237628	3237660	8,227	8,513	8,799	9,390
	KCA OGK-PEAKED-750/DD30/Δ/600	3237557	3237593	3237629	3237661	9,959	10,243	10,529	11,120
	KCA OGK-PEAKED-750/DD30/Δ/900	3237558	3237594	3237630	3237662	13,486	13,773	14,036	14,650
900	KCA OGK-PEAKED-900/DD30/Δ/300	3237559	3237595	3237631	3237663	7,731	8,069	8,407	9,107
	KCA OGK-PEAKED-900/DD30/Δ/450	3237560	3237596	3237632	3237664	9,859	10,198	10,536	11,238
	KCA OGK-PEAKED-900/DD30/Δ/600	3237561	3237597	3237633	3237665	11,911	12,247	12,586	13,287
	KCA OGK-PEAKED-900/DD30/Δ/900	3237562	3237598	3237634	3237666	16,090	16,429	16,741	17,467
1000	KCA OGK-PEAKED-1000/DD30/Δ/300	3237563	3237599	3237635	3237667	8,616	8,990	9,363	10,137
	KCA OGK-PEAKED-1000/DD30/Δ/450	3237564	3237600	3237636	3237668	10,967	11,340	11,714	12,487
	KCA OGK-PEAKED-1000/DD30/Δ/600	3237565	3237601	3237637	3237669	13,232	13,604	13,978	14,751
	KCA OGK-PEAKED-1000/DD30/Δ/900	3237566	3237602	3237638	3237670	17,844	18,218	18,563	19,366
1100	KCA OGK-PEAKED-1100/DD30/Δ/300	3237567	3237603	3237639	3237671	9,519	9,928	10,336	11,182
	KCA OGK-PEAKED-1100/DD30/Δ/450	3237568	3237604	3237640	3237672	12,090	12,498	12,907	13,754
	KCA OGK-PEAKED-1100/DD30/Δ/600	3237569	3237605	3237641	3237673	14,568	14,975	15,384	16,229
	KCA OGK-PEAKED-1100/DD30/Δ/900	3237570	3237606	3237642	3237674	19,615	20,024	20,401	21,278

- Δ : All products codes and weights given are in kilograms (kg) and are hot dip galvanized (HDG) finish.
- To obtain the appropriate component weight in other finishes, multiply the given weight by the below finish factors.
- Finish factor : HDG (ISO En1461) = (HDG):1 / Stainless Steel = (SS) 0.94

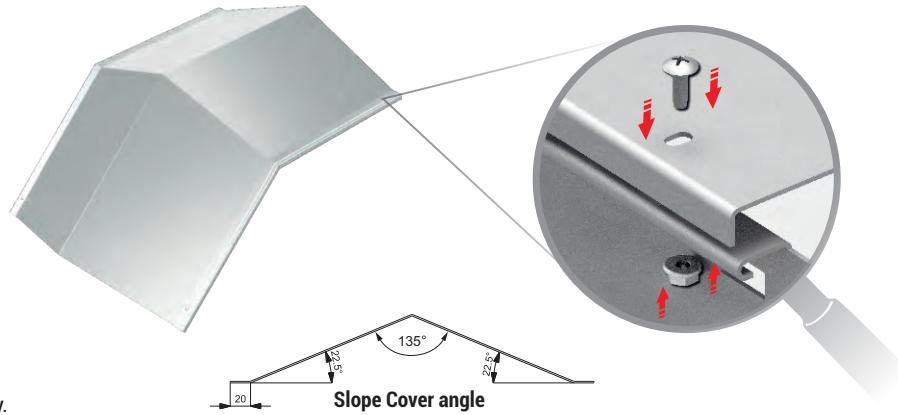
- Please indicate order code in your orders.
- Please contact us for special modules.
- Material weights may vary by ± 10%

E-LINE KCA OG

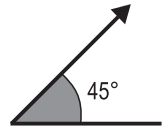
Fittings Peaked Cover DD45 Vertical Outside



DD45




Fitting cover shown for illustration purposes only.



Width (mm)	Description	Code				Weight (kg/pcs)			
		100	125	150	200	100	125	150	200
150	KCA OGK-PEAKED-150/DD45/Δ/300	3237675	3237711	3237747		2,250	2,369	2,452	
	KCA OGK-PEAKED-150/DD45/Δ/450	3237676	3237712	3237748		2,971	3,091	3,207	
	KCA OGK-PEAKED-150/DD45/Δ/600	3237677	3237713	3237749		3,676	3,796	3,918	
	KCA OGK-PEAKED-150/DD45/Δ/900	3237678	3237714	3237750		5,104	5,224	5,339	
200	KCA OGK-PEAKED-200/DD45/Δ/300	3237679	3237715	3237751	3237783	2,795	2,943	3,087	3,383
	KCA OGK-PEAKED-200/DD45/Δ/450	3237680	3237716	3237752	3237784	3,688	3,836	3,979	4,276
	KCA OGK-PEAKED-200/DD45/Δ/600	3237681	3237717	3237753	3237785	4,558	4,707	4,855	5,147
	KCA OGK-PEAKED-200/DD45/Δ/900	3237682	3237718	3237754	3237786	6,322	6,470	6,611	6,910
300	KCA OGK-PEAKED-300/DD45/Δ/300	3237683	3237719	3237755	3237787	3,895	4,111	4,307	4,716
	KCA OGK-PEAKED-300/DD45/Δ/450	3237684	3237720	3237756	3237788	5,138	5,342	5,539	5,950
	KCA OGK-PEAKED-300/DD45/Δ/600	3237685	3237721	3237757	3237789	6,340	6,546	6,752	7,152
	KCA OGK-PEAKED-300/DD45/Δ/900	3237686	3237722	3237758	3237790	8,775	8,980	9,176	9,588
450	KCA OGK-PEAKED-450/DD45/Δ/300	3237687	3237723	3237759	3237791	5,617	5,905	6,182	6,762
	KCA OGK-PEAKED-450/DD45/Δ/450	3237688	3237724	3237760	3237792	7,358	7,648	7,926	8,505
	KCA OGK-PEAKED-450/DD45/Δ/600	3237689	3237725	3237761	3237793	9,059	9,348	9,638	10,206
	KCA OGK-PEAKED-450/DD45/Δ/900	3237690	3237726	3237762	3237794	12,499	12,791	13,067	13,648
600	KCA OGK-PEAKED-600/DD45/Δ/300	3237691	3237727	3237763	3237795	7,380	7,755	8,114	8,863
	KCA OGK-PEAKED-600/DD45/Δ/450	3237692	3237728	3237764	3237796	9,632	10,007	10,364	11,114
	KCA OGK-PEAKED-600/DD45/Δ/600	3237693	3237729	3237765	3237797	11,831	12,206	12,581	13,313
	KCA OGK-PEAKED-600/DD45/Δ/900	3237694	3237730	3237766	3237798	16,280	16,655	17,013	17,764
750	KCA OGK-PEAKED-750/DD45/Δ/300	3237695	3237731	3237767	3237799	9,199	9,659	10,098	11,018
	KCA OGK-PEAKED-750/DD45/Δ/450	3237696	3237732	3237768	3238000	11,960	12,421	12,859	13,780
	KCA OGK-PEAKED-750/DD45/Δ/600	3237697	3237733	3237769	3238001	14,658	15,116	15,577	16,475
	KCA OGK-PEAKED-750/DD45/Δ/900	3237698	3237734	3237770	3238002	20,112	20,573	21,012	21,933
900	KCA OGK-PEAKED-900/DD45/Δ/300	3237699	3237735	3237771	3238003	11,073	11,617	12,136	13,225
	KCA OGK-PEAKED-900/DD45/Δ/450	3237700	3237736	3237772	3238004	14,344	14,887	15,408	16,498
	KCA OGK-PEAKED-900/DD45/Δ/600	3237701	3237737	3237773	3238005	17,536	18,081	18,626	19,692
	KCA OGK-PEAKED-900/DD45/Δ/900	3237702	3237738	3237774	3238006	24,000	24,547	25,066	26,156
1000	KCA OGK-PEAKED-1000/DD45/Δ/300	3237703	3237739	3237775	3238007	12,351	12,951	13,526	14,728
	KCA OGK-PEAKED-1000/DD45/Δ/450	3237704	3237740	3237776	3238008	15,962	16,563	17,137	18,340
	KCA OGK-PEAKED-1000/DD45/Δ/600	3237705	3237741	3237777	3238009	19,488	20,088	20,691	21,866
	KCA OGK-PEAKED-1000/DD45/Δ/900	3237706	3237742	3237778	3238010	26,622	27,224	27,798	29,002
1100	KCA OGK-PEAKED-1100/DD45/Δ/300	3237707	3237743	3237779	3238011	13,653	14,311	14,938	16,255
	KCA OGK-PEAKED-1100/DD45/Δ/450	3237708	3237744	3237780	3238012	17,603	18,262	18,890	20,206
	KCA OGK-PEAKED-1100/DD45/Δ/600	3237709	3237745	3237781	3238013	21,461	22,119	22,778	24,064
	KCA OGK-PEAKED-1100/DD45/Δ/900	3237710	3237746	3237782	3238014	29,268	29,928	30,554	29,671

- Δ : All products codes and weights given are in kilograms (kg) and are hot dip galvanized (HDG) finish.
- To obtain the appropriate component weight in other finishes, multiply the given weight by the below finish factors.
- Finish factor : HDG (ISO En1461) = (HDG):1 / Stainless Steel = (SS) 0.94

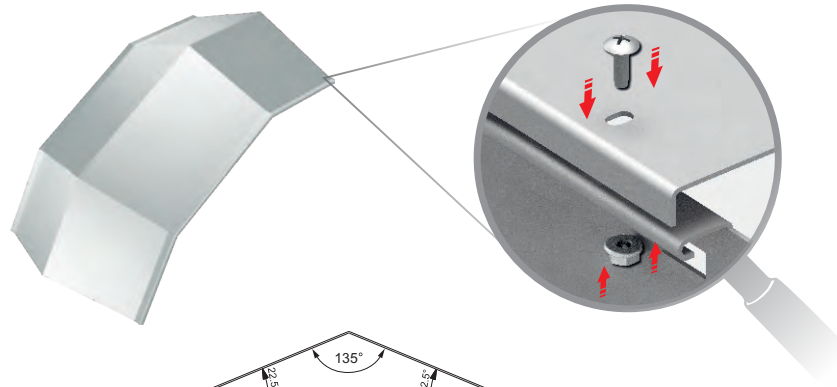
- Please indicate order code in your orders.
- Please contact us for special modules.
- Material weights may vary by ± 10%

E-LINE KCA OG

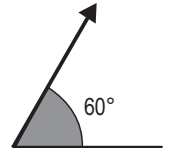
Fittings Peaked Cover DD60 Vertical Outside



DD60



Fitting cover shown for illustration purposes only.



Width (mm)	Description	Code				Weight (kg/pcs)			
		100	125	150	200	100	125	150	200
150	KCA OGK-PEAKED-150/DD60/Δ/300	3237815	3237851	3237887		2,807	2,703	2,760	
	KCA OGK-PEAKED-150/DD60/Δ/450	3237816	3237852	3237888		3,516	3,573	3,631	
	KCA OGK-PEAKED-150/DD60/Δ/600	3237817	3237853	3237889		4,443	4,530	4,560	
	KCA OGK-PEAKED-150/DD60/Δ/900	3237818	3237854	3237890		6,339	6,463	6,642	
200	KCA OGK-PEAKED-200/DD60/Δ/300	3237819	3237855	3237891	3237923	3,211	3,353	3,424	3,567
	KCA OGK-PEAKED-200/DD60/Δ/450	3237820	3237856	3237892	3237924	4,355	4,426	4,498	4,712
	KCA OGK-PEAKED-200/DD60/Δ/600	3237821	3237857	3237893	3237925	5,500	5,607	5,643	5,858
	KCA OGK-PEAKED-200/DD60/Δ/900	3237822	3237858	3237894	3237926	7,833	7,989	8,210	8,575
300	KCA OGK-PEAKED-300/DD60/Δ/300	3237823	3237859	3237895	3237927	4,481	4,677	4,776	4,973
	KCA OGK-PEAKED-300/DD60/Δ/450	3237824	3237860	3237896	3237928	6,058	6,156	6,255	6,551
	KCA OGK-PEAKED-300/DD60/Δ/600	3237825	3237861	3237897	3237929	7,635	7,783	7,833	8,128
	KCA OGK-PEAKED-300/DD60/Δ/900	3237826	3237862	3237898	3237930	10,850	11,066	11,371	11,871
450	KCA OGK-PEAKED-450/DD60/Δ/300	3237827	3237863	3237899	3237931	6,446	6,723	6,862	7,141
	KCA OGK-PEAKED-450/DD60/Δ/450	3237828	3237864	3237900	3237932	8,672	8,811	8,950	9,367
	KCA OGK-PEAKED-450/DD60/Δ/600	3237829	3237865	3237901	3237933	10,898	11,106	11,176	11,592
	KCA OGK-PEAKED-450/DD60/Δ/900	3237830	3237866	3237902	3237934	15,435	15,739	16,169	16,877
600	KCA OGK-PEAKED-600/DD60/Δ/300	3237831	3237867	3237903	3237935	8,480	8,839	9,018	9,376
	KCA OGK-PEAKED-600/DD60/Δ/450	3237832	3237868	3237904	3237936	11,355	11,535	11,714	12,252
	KCA OGK-PEAKED-600/DD60/Δ/600	3237833	3237869	3237905	3237937	14,231	14,499	14,589	15,127
	KCA OGK-PEAKED-600/DD60/Δ/900	3237834	3237870	3237906	3237938	20,100	20,482	21,039	21,953
750	KCA OGK-PEAKED-750/DD60/Δ/300	3237835	3237871	3237907	3237939	10,584	11,024	11,244	11,684
	KCA OGK-PEAKED-750/DD60/Δ/450	3237836	3237872	3237908	3237940	14,109	14,328	14,549	15,209
	KCA OGK-PEAKED-750/DD60/Δ/600	3237837	3237873	3237909	3237941	17,633	17,962	18,072	18,731
	KCA OGK-PEAKED-750/DD60/Δ/900	3237838	3237874	3237910	3237942	24,814	25,296	25,978	27,000
900	KCA OGK-PEAKED-900/DD60/Δ/300	3237839	3237875	3237911	3237943	12,760	13,280	13,540	14,061
	KCA OGK-PEAKED-900/DD60/Δ/450	3237840	3237876	3237912	3237944	16,932	17,193	17,453	18,234
	KCA OGK-PEAKED-900/DD60/Δ/600	3237841	3237877	3237913	3237945	21,106	21,495	21,626	22,407
	KCA OGK-PEAKED-900/DD60/Δ/900	3237842	3237878	3237914	3237946	29,609	30,179	30,986	32,314
1000	KCA OGK-PEAKED-1000/DD60/Δ/300	3237843	3237879	3237915	3237947	14,248	14,823	15,110	15,684
	KCA OGK-PEAKED-1000/DD60/Δ/450	3237844	3237880	3237916	3237948	18,853	19,141	19,428	20,290
	KCA OGK-PEAKED-1000/DD60/Δ/600	3237845	3237881	3237917	3237949	23,459	23,890	24,034	24,895
	KCA OGK-PEAKED-1000/DD60/Δ/900	3237846	3237882	3237918	3237950	32,844	33,474	34,364	35,828
1100	KCA OGK-PEAKED-1100/DD60/Δ/300	3237847	3237883	3237919	3237951	15,769	16,397	16,710	17,339
	KCA OGK-PEAKED-1100/DD60/Δ/450	3237848	3237884	3237920	3237952	20,807	21,120	21,435	22,376
	KCA OGK-PEAKED-1100/DD60/Δ/600	3237849	3237885	3237921	3237953	25,843	26,315	26,473	27,415
	KCA OGK-PEAKED-1100/DD60/Δ/900	3237850	3237886	3237922	3237954	36,110	36,799	37,773	39,376

- Δ : All products codes and weights given are in kilograms (kg) and are hot dip galvanized (HDG) finish.
- To obtain the appropriate component weight in other finishes, multiply the given weight by the below finish factors.
- Finish factor : HDG (ISO En1461) = (HDG):1 / Stainless Steel = (SS) 0.94

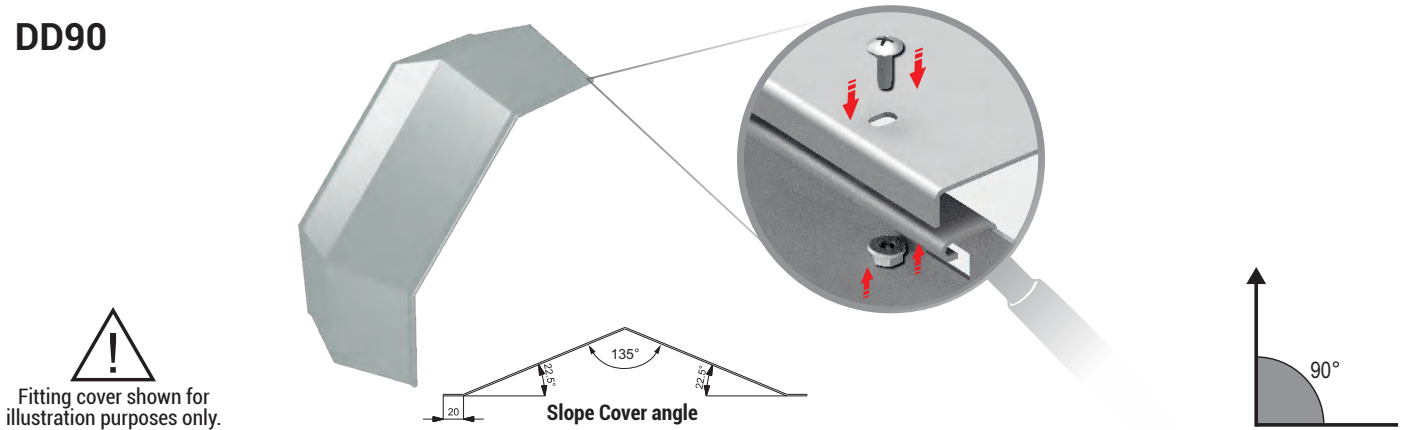
- Please indicate order code in your orders. • Please contact us for special modules.
- Material weights may vary by ± 10%

E-LINE KCA OG

Fittings Peaked Cover DD90 Vertical Outside



DD90



Width (mm)	Description	Code				Weight (kg/pcs)			
		100	125	150	200	100	125	150	200
150	KCA OGK-PEAKED-150/DD90/Δ/300	3237955	3237991	3238027		3,834	4,000	4,059	
	KCA OGK-PEAKED-150/DD90/Δ/450	3237956	3237992	3238028		5,264	5,441	5,559	
	KCA OGK-PEAKED-150/DD90/Δ/600	3237957	3237993	3238029		6,822	6,940	7,057	
	KCA OGK-PEAKED-150/DD90/Δ/900	3237958	3237994	3238030		9,643	9,820	9,904	
200	KCA OGK-PEAKED-200/DD90/Δ/300	3237959	3237995	3238031	3238063	4,820	4,966	5,039	5,403
	KCA OGK-PEAKED-200/DD90/Δ/450	3237960	3237996	3238032	3238064	6,525	6,741	6,888	7,179
	KCA OGK-PEAKED-200/DD90/Δ/600	3237961	3237997	3238033	3238065	8,446	8,592	8,736	9,027
	KCA OGK-PEAKED-200/DD90/Δ/900	3237962	3237998	3238034	3238066	11,992	12,144	12,288	12,616
300	KCA OGK-PEAKED-300/DD90/Δ/300	3237963	3237999	3238035	3238067	6,735	6,935	7,036	7,536
	KCA OGK-PEAKED-300/DD90/Δ/450	3237964	3238000	3238036	3238068	9,082	9,382	9,584	9,984
	KCA OGK-PEAKED-300/DD90/Δ/600	3237965	3238001	3238037	3238069	11,731	11,931	12,130	12,532
	KCA OGK-PEAKED-300/DD90/Δ/900	3237966	3238002	3238038	3238070	16,621	16,827	17,027	17,479
450	KCA OGK-PEAKED-450/DD90/Δ/300	3237967	3238003	3238039	3238071	9,696	9,979	10,120	10,828
	KCA OGK-PEAKED-450/DD90/Δ/450	3237968	3238004	3238040	3238072	13,010	13,435	13,719	14,284
	KCA OGK-PEAKED-450/DD90/Δ/600	3237969	3238005	3238041	3238073	16,749	17,033	17,517	17,881
	KCA OGK-PEAKED-450/DD90/Δ/900	3237970	3238006	3238042	3238074	23,656	23,945	24,227	24,865
600	KCA OGK-PEAKED-600/DD90/Δ/300	3237971	3238007	3238043	3238075	12,769	13,134	13,317	14,231
	KCA OGK-PEAKED-600/DD90/Δ/450	3237972	3238008	3238044	3238076	17,050	17,598	17,964	18,695
	KCA OGK-PEAKED-600/DD90/Δ/600	3237973	3238009	3238045	3238077	21,880	22,246	22,609	23,342
	KCA OGK-PEAKED-600/DD90/Δ/900	3237974	3238010	3238046	3238078	30,802	31,174	31,538	32,361
750	KCA OGK-PEAKED-750/DD90/Δ/300	3237975	3238011	3238047	3238079	15,952	16,399	16,625	17,744
	KCA OGK-PEAKED-750/DD90/Δ/450	3237976	3238012	3238048	3238080	21,199	21,871	22,320	23,216
	KCA OGK-PEAKED-750/DD90/Δ/600	3237977	3238013	3238049	3238081	27,120	27,568	28,015	28,911
	KCA OGK-PEAKED-750/DD90/Δ/900	3237978	3238014	3238050	3238082	38,058	38,512	38,960	39,969
900	KCA OGK-PEAKED-900/DD90/Δ/300	3237979	3238015	3238051	3238083	19,244	19,775	20,040	21,368
	KCA OGK-PEAKED-900/DD90/Δ/450	3237980	3238016	3238052	3238084	25,460	26,255	26,787	27,847
	KCA OGK-PEAKED-900/DD90/Δ/600	3237981	3238017	3238053	3238085	32,470	33,001	33,531	34,593
	KCA OGK-PEAKED-900/DD90/Δ/900	3237982	3238018	3238054	3238086	45,423	45,961	46,491	47,686
1000	KCA OGK-PEAKED-1000/DD90/Δ/300	3237983	3238019	3238055	3238087	21,501	22,088	22,381	23,845
	KCA OGK-PEAKED-1000/DD90/Δ/450	3237984	3238020	3238056	3238088	28,328	29,238	29,826	30,996
	KCA OGK-PEAKED-1000/DD90/Δ/600	3237985	3238021	3238057	3238089	36,098	36,685	37,268	38,440
	KCA OGK-PEAKED-1000/DD90/Δ/900	3237986	3238022	3238058	3238090	50,396	50,989	51,574	52,892
1100	KCA OGK-PEAKED-1100/DD90/Δ/300	3237987	3238023	3238059	3238091	23,807	24,448	24,769	26,370
	KCA OGK-PEAKED-1100/DD90/Δ/450	3237988	3238024	3238060	3238092	31,311	32,272	32,914	34,194
	KCA OGK-PEAKED-1100/DD90/Δ/600	3237989	3238025	3238061	3238093	39,776	40,418	41,057	42,338
	KCA OGK-PEAKED-1100/DD90/Δ/900	3237990	3238026	3238062	3238094	55,418	56,065	56,706	58,147

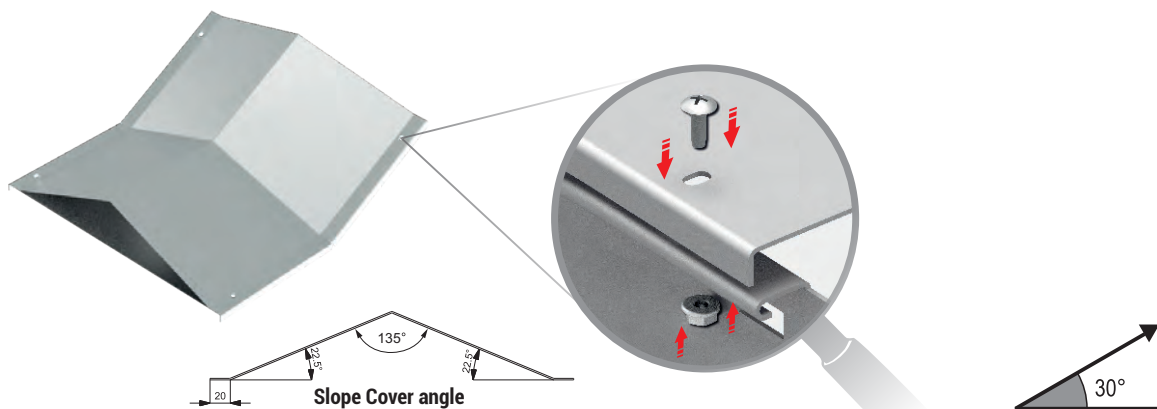
- Δ : All products codes and weights given are in kilograms (kg) and are hot dip galvanized (HDG) finish.
- To obtain the appropriate component weight in other finishes, multiply the given weight by the below finish factors.
- Finish factor : HDG (ISO En1461) = (HDG):1 / Stainless Steel = (SS) 0.94

- Please indicate order code in your orders.
- Please contact us for special modules.
- Material weights may vary by ± 10%

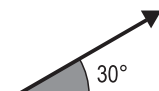
E-LINE KCA OG

Fittings Peaked Cover ID30 Vertical Inside

ID30



Fitting cover shown for illustration purposes only.



Fitting Cover shown for illustration purposes only

Width (mm)	Description	Code	SD Weight (kg)
150	KCA OGK-PEAKED-150/ID30/Δ/300	3238095	1,246
	KCA OGK-PEAKED-150/ID30/Δ/450	3238096	1,764
	KCA OGK-PEAKED-150/ID30/Δ/600	3238097	2,248
	KCA OGK-PEAKED-150/ID30/Δ/900	3238098	3,242
200	KCA OGK-PEAKED-200/ID30/Δ/300	3238099	1,527
	KCA OGK-PEAKED-200/ID30/Δ/450	3238100	2,158
	KCA OGK-PEAKED-200/ID30/Δ/600	3238101	2,748
	KCA OGK-PEAKED-200/ID30/Δ/900	3238102	3,957
300	KCA OGK-PEAKED-300/ID30/Δ/300	3238103	2,076
	KCA OGK-PEAKED-300/ID30/Δ/450	3238104	2,934
	KCA OGK-PEAKED-300/ID30/Δ/600	3238105	3,733
	KCA OGK-PEAKED-300/ID30/Δ/900	3238106	5,376
450	KCA OGK-PEAKED-450/ID30/Δ/300	3238107	2,870
	KCA OGK-PEAKED-450/ID30/Δ/450	3238108	4,068
	KCA OGK-PEAKED-450/ID30/Δ/600	3238109	5,184
	KCA OGK-PEAKED-450/ID30/Δ/900	3238110	7,475
600	KCA OGK-PEAKED-600/ID30/Δ/300	3238111	3,630
	KCA OGK-PEAKED-600/ID30/Δ/450	3238112	5,168
	KCA OGK-PEAKED-600/ID30/Δ/600	3238113	6,599
	KCA OGK-PEAKED-600/ID30/Δ/900	3238114	9,539
750	KCA OGK-PEAKED-750/ID30/Δ/300	3238115	4,355
	KCA OGK-PEAKED-750/ID30/Δ/450	3238116	6,232
	KCA OGK-PEAKED-750/ID30/Δ/600	3238117	7,978
	KCA OGK-PEAKED-750/ID30/Δ/900	3238118	11,569
900	KCA OGK-PEAKED-900/ID30/Δ/300	3238119	5,044
	KCA OGK-PEAKED-900/ID30/Δ/450	3238120	7,261
	KCA OGK-PEAKED-900/ID30/Δ/600	3238121	9,324
	KCA OGK-PEAKED-900/ID30/Δ/900	3238122	13,562
1000	KCA OGK-PEAKED-1000/ID30/Δ/300	3238123	5,485
	KCA OGK-PEAKED-1000/ID30/Δ/450	3238124	7,928
	KCA OGK-PEAKED-1000/ID30/Δ/600	3238125	10,200
	KCA OGK-PEAKED-1000/ID30/Δ/900	3238126	14,872
1100	KCA OGK-PEAKED-1100/ID30/Δ/300	3238127	5,909
	KCA OGK-PEAKED-1100/ID30/Δ/450	3238128	8,579
	KCA OGK-PEAKED-1100/ID30/Δ/600	3238129	11,063
	KCA OGK-PEAKED-1100/ID30/Δ/900	3238130	16,167

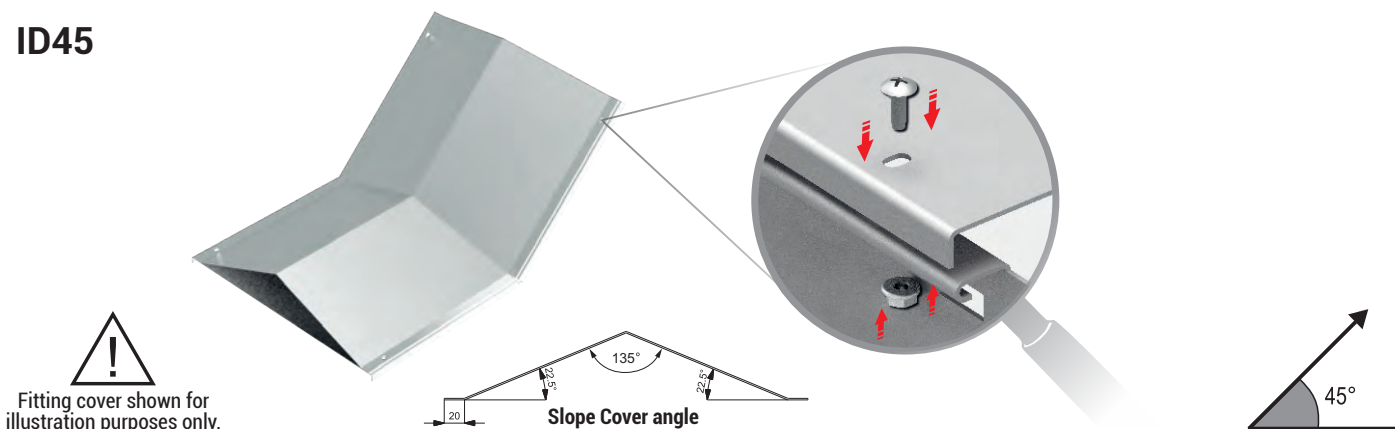
- Δ : All products codes and weights given are in kilograms (kg) and are hot dip galvanized (HDG) finish.
- To obtain the appropriate component weight in other finishes, multiply the given weight by the below finish factors.
- Finish factor : HDG (ISO En1461) = (HDG):1 / Stainless Steel = (SS) 0.94

- Please indicate order code in your orders.
- Please contact us for special modules.
- Material weights may vary by ± 10%

E-LINE KCA OG

Fittings Peaked Cover ID45 Vertical Inside

ID45



Fitting cover shown for illustration purposes only.

Width (mm)	Description	Code	SD Weight (kg)
150	KCA OGK-PEAKED-150/ID45/Δ/300	3238131	1,723
	KCA OGK-PEAKED-150/ID45/Δ/450	3238132	2,444
	KCA OGK-PEAKED-150/ID45/Δ/600	3238133	3,144
	KCA OGK-PEAKED-150/ID45/Δ/900	3238134	4,577
200	KCA OGK-PEAKED-200/ID45/Δ/300	3238135	2,114
	KCA OGK-PEAKED-200/ID45/Δ/450	3238136	3,006
	KCA OGK-PEAKED-200/ID45/Δ/600	3238137	3,870
	KCA OGK-PEAKED-200/ID45/Δ/900	3238138	5,640
300	KCA OGK-PEAKED-300/ID45/Δ/300	3238139	2,879
	KCA OGK-PEAKED-300/ID45/Δ/450	3238140	4,112
	KCA OGK-PEAKED-300/ID45/Δ/600	3238141	5,304
	KCA OGK-PEAKED-300/ID45/Δ/900	3238142	7,748
450	KCA OGK-PEAKED-450/ID45/Δ/300	3238143	3,982
	KCA OGK-PEAKED-450/ID45/Δ/450	3238144	5,723
	KCA OGK-PEAKED-450/ID45/Δ/600	3238145	7,410
	KCA OGK-PEAKED-450/ID45/Δ/900	3238146	10,866
600	KCA OGK-PEAKED-600/ID45/Δ/300	3238147	5,030
	KCA OGK-PEAKED-600/ID45/Δ/450	3238148	7,282
	KCA OGK-PEAKED-600/ID45/Δ/600	3238149	9,462
	KCA OGK-PEAKED-600/ID45/Δ/900	3238150	13,929
750	KCA OGK-PEAKED-750/ID45/Δ/300	3238151	6,025
	KCA OGK-PEAKED-750/ID45/Δ/450	3238152	8,787
	KCA OGK-PEAKED-750/ID45/Δ/600	3238153	11,460
	KCA OGK-PEAKED-750/ID45/Δ/900	3238154	16,939
900	KCA OGK-PEAKED-900/ID45/Δ/300	3238155	6,965
	KCA OGK-PEAKED-900/ID45/Δ/450	3238156	10,237
	KCA OGK-PEAKED-900/ID45/Δ/600	3238157	13,404
	KCA OGK-PEAKED-900/ID45/Δ/900	3238158	19,894
1000	KCA OGK-PEAKED-1000/ID45/Δ/300	3238159	7,563
	KCA OGK-PEAKED-1000/ID45/Δ/450	3238160	11,174
	KCA OGK-PEAKED-1000/ID45/Δ/600	3238161	14,670
	KCA OGK-PEAKED-1000/ID45/Δ/900	3238162	21,834
1100	KCA OGK-PEAKED-1100/ID45/Δ/300	3238163	8,136
	KCA OGK-PEAKED-1100/ID45/Δ/450	3238164	12,086
	KCA OGK-PEAKED-1100/ID45/Δ/600	3238165	15,912
	KCA OGK-PEAKED-1100/ID45/Δ/900	3238166	23,750

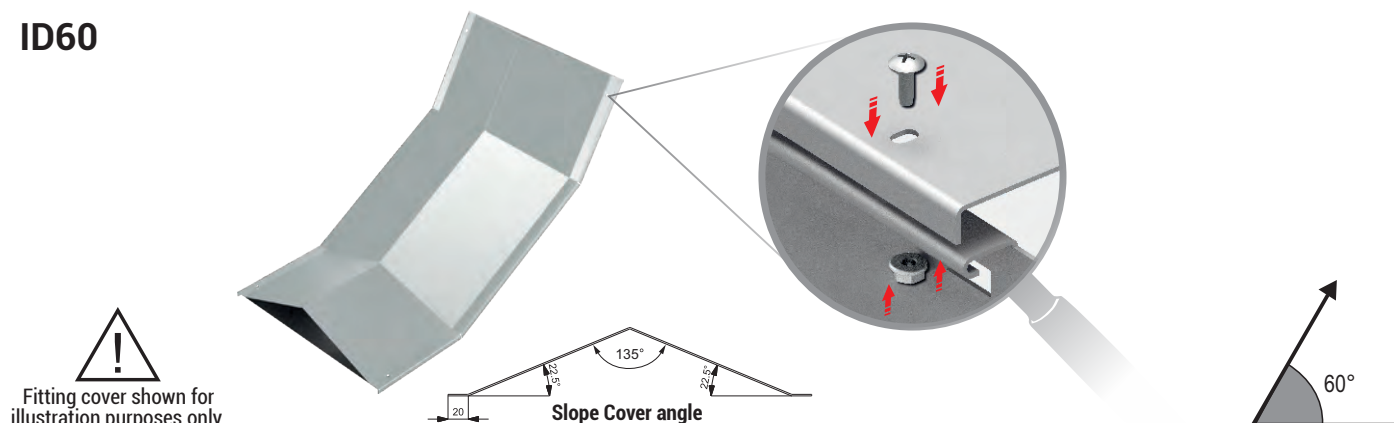
- Δ : All products codes and weights given are in kilograms (kg) and are hot dip galvanized (HDG) finish.
- To obtain the appropriate component weight in other finishes, multiply the given weight by the below finish factors.
- Finish factor : HDG (ISO En1461) = (HDG):1 / Stainless Steel = (SS) 0.94

- Please indicate order code in your orders.
- Please contact us for special modules.
- Material weights may vary by ± 10%

E-LINE KCA OG

Fittings Peaked Cover ID60 Vertical Inside

ID60



Fitting cover shown for illustration purposes only.

Width (mm)	Description	Code	SD Weight (kg)
150	KCA OGK-PEAKED-150/ID60/Δ/300	3238167	2,174
	KCA OGK-PEAKED-150/ID60/Δ/450	3238168	3,093
	KCA OGK-PEAKED-150/ID60/Δ/600	3238169	4,013
	KCA OGK-PEAKED-150/ID60/Δ/900	3238170	5,880
200	KCA OGK-PEAKED-200/ID60/Δ/300	3238171	2,668
	KCA OGK-PEAKED-200/ID60/Δ/450	3238172	3,803
	KCA OGK-PEAKED-200/ID60/Δ/600	3238173	4,938
	KCA OGK-PEAKED-200/ID60/Δ/900	3238174	7,245
300	KCA OGK-PEAKED-300/ID60/Δ/300	3238175	3,631
	KCA OGK-PEAKED-300/ID60/Δ/450	3238176	5,200
	KCA OGK-PEAKED-300/ID60/Δ/600	3238177	6,767
	KCA OGK-PEAKED-300/ID60/Δ/900	3238178	9,953
450	KCA OGK-PEAKED-450/ID60/Δ/300	3238179	5,018
	KCA OGK-PEAKED-450/ID60/Δ/450	3238180	7,236
	KCA OGK-PEAKED-450/ID60/Δ/600	3238181	9,452
	KCA OGK-PEAKED-450/ID60/Δ/900	3238182	13,956
600	KCA OGK-PEAKED-600/ID60/Δ/300	3238183	6,336
	KCA OGK-PEAKED-600/ID60/Δ/450	3238184	9,202
	KCA OGK-PEAKED-600/ID60/Δ/600	3238185	12,067
	KCA OGK-PEAKED-600/ID60/Δ/900	3238186	17,888
750	KCA OGK-PEAKED-750/ID60/Δ/300	3238187	7,583
	KCA OGK-PEAKED-750/ID60/Δ/450	3238188	11,098
	KCA OGK-PEAKED-750/ID60/Δ/600	3238189	14,612
	KCA OGK-PEAKED-750/ID60/Δ/900	3238190	21,751
900	KCA OGK-PEAKED-900/ID60/Δ/300	3238191	8,760
	KCA OGK-PEAKED-900/ID60/Δ/450	3238192	12,924
	KCA OGK-PEAKED-900/ID60/Δ/600	3238193	17,087
	KCA OGK-PEAKED-900/ID60/Δ/900	3238194	25,544
1000	KCA OGK-PEAKED-1000/ID60/Δ/300	3238195	9,506
	KCA OGK-PEAKED-1000/ID60/Δ/450	3238196	14,102
	KCA OGK-PEAKED-1000/ID60/Δ/600	3238197	18,699
	KCA OGK-PEAKED-1000/ID60/Δ/900	3238198	28,035
1100	KCA OGK-PEAKED-1100/ID60/Δ/300	3238199	10,221
	KCA OGK-PEAKED-1100/ID60/Δ/450	3238200	15,249
	KCA OGK-PEAKED-1100/ID60/Δ/600	3238201	20,279
	KCA OGK-PEAKED-1100/ID60/Δ/900	3238202	30,493

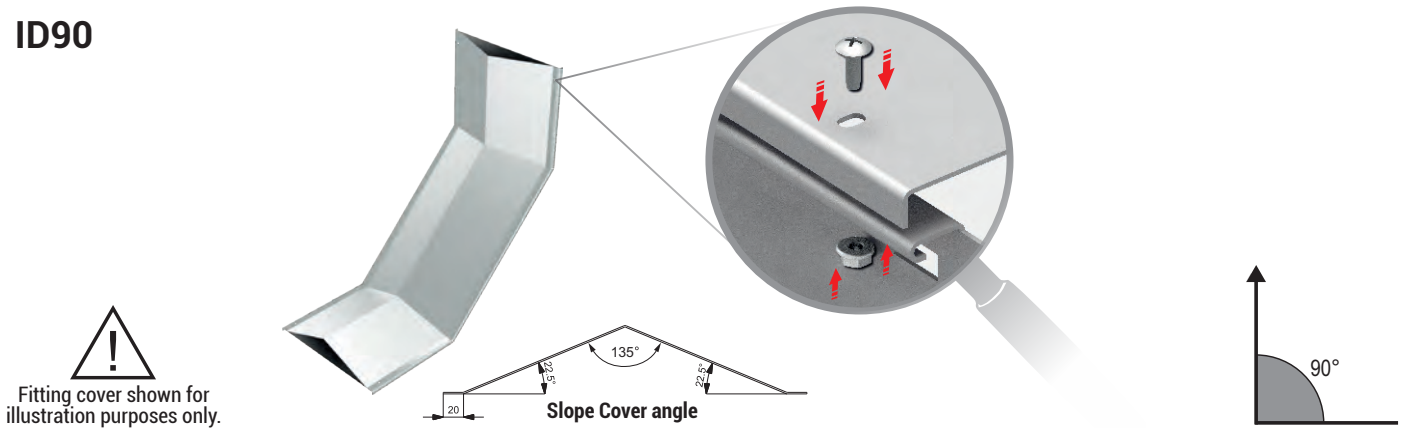
- Δ : All products codes and weights given are in kilograms (kg) and are hot dip galvanized (HDG) finish.
- To obtain the appropriate component weight in other finishes, multiply the given weight by the below finish factors.
- Finish factor : HDG (ISO En1461) = (HDG):1 / Stainless Steel = (SS) 0.94

- Please indicate order code in your orders.
- Please contact us for special modules.
- Material weights may vary by ± 10%

E-LINE KCA OG

Fittings Peaked Cover ID90 Vertical Inside

ID90



Fitting cover shown for illustration purposes only.

Width (mm)	Description	Code	SD Weight (kg)
150	KCA OGK-PEAKED-150/ID90/Δ/300	3238203	3,179
	KCA OGK-PEAKED-150/ID90/Δ/450	3238204	4,522
	KCA OGK-PEAKED-150/ID90/Δ/600	3238205	6,037
	KCA OGK-PEAKED-150/ID90/Δ/900	3238206	8,837
200	KCA OGK-PEAKED-200/ID90/Δ/300	3238207	3,898
	KCA OGK-PEAKED-200/ID90/Δ/450	3238208	5,557
	KCA OGK-PEAKED-200/ID90/Δ/600	3238209	7,428
	KCA OGK-PEAKED-200/ID90/Δ/900	3238210	10,888
300	KCA OGK-PEAKED-300/ID90/Δ/300	3238211	5,301
	KCA OGK-PEAKED-300/ID90/Δ/450	3238212	7,592
	KCA OGK-PEAKED-300/ID90/Δ/600	3238213	10,175
	KCA OGK-PEAKED-300/ID90/Δ/900	3238214	14,952
450	KCA OGK-PEAKED-450/ID90/Δ/300	3238215	7,314
	KCA OGK-PEAKED-450/ID90/Δ/450	3238216	10,553
	KCA OGK-PEAKED-450/ID90/Δ/600	3238217	14,205
	KCA OGK-PEAKED-450/ID90/Δ/900	3238218	20,959
600	KCA OGK-PEAKED-600/ID90/Δ/300	3238219	9,219
	KCA OGK-PEAKED-600/ID90/Δ/450	3238220	13,406
	KCA OGK-PEAKED-600/ID90/Δ/600	3238221	18,127
	KCA OGK-PEAKED-600/ID90/Δ/900	3238222	26,858
750	KCA OGK-PEAKED-750/ID90/Δ/300	3238223	11,017
	KCA OGK-PEAKED-750/ID90/Δ/450	3238224	16,151
	KCA OGK-PEAKED-750/ID90/Δ/600	3238225	21,942
	KCA OGK-PEAKED-750/ID90/Δ/900	3238226	32,648
900	KCA OGK-PEAKED-900/ID90/Δ/300	3238227	12,705
	KCA OGK-PEAKED-900/ID90/Δ/450	3238228	18,787
	KCA OGK-PEAKED-900/ID90/Δ/600	3238229	25,647
	KCA OGK-PEAKED-900/ID90/Δ/900	3238230	38,331
1000	KCA OGK-PEAKED-1000/ID90/Δ/300	3238231	13,771
	KCA OGK-PEAKED-1000/ID90/Δ/450	3238232	20,485
	KCA OGK-PEAKED-1000/ID90/Δ/600	3238233	28,058
	KCA OGK-PEAKED-1000/ID90/Δ/900	3238234	42,059
1100	KCA OGK-PEAKED-1100/ID90/Δ/300	3238235	14,788
	KCA OGK-PEAKED-1100/ID90/Δ/450	3238236	22,134
	KCA OGK-PEAKED-1100/ID90/Δ/600	3238237	30,419
	KCA OGK-PEAKED-1100/ID90/Δ/900	3238238	45,738



- Δ : All products codes and weights given are in kilograms (kg) and are hot dip galvanized (HDG) finish.
- To obtain the appropriate component weight in other finishes, multiply the given weight by the below finish factors.
- Finish factor : HDG (ISO En1461) = (HDG):1 / Stainless Steel = (SS) 0.94

- Please indicate order code in your orders. • Please contact us for special modules.
- Material weights may vary by ± 10%

E-LINE KCA OG

Fittings Peaked Cover YT Horizontal Tee

YT



Fitting cover shown for illustration purposes only.



Width (mm)	Description	Code	Weight (kg)
150	KCA OGK-PEAKED-150/YT/Δ/300	3237463	7,946
	KCA OGK-PEAKED-150/YT/Δ/450	3237464	11,077
	KCA OGK-PEAKED-150/YT/Δ/600	3237465	14,457
	KCA OGK-PEAKED-150/YT/Δ/900	3237466	21,968
200	KCA OGK-PEAKED-200/YT/Δ/300	3237467	10,122
	KCA OGK-PEAKED-200/YT/Δ/450	3237468	13,859
	KCA OGK-PEAKED-200/YT/Δ/600	3237469	17,845
	KCA OGK-PEAKED-200/YT/Δ/900	3237470	26,571
300	KCA OGK-PEAKED-300/YT/Δ/300	3237471	14,928
	KCA OGK-PEAKED-300/YT/Δ/450	3237472	19,879
	KCA OGK-PEAKED-300/YT/Δ/600	3237473	25,080
	KCA OGK-PEAKED-300/YT/Δ/900	3237474	36,232
450	KCA OGK-PEAKED-450/YT/Δ/300	3237475	23,282
	KCA OGK-PEAKED-450/YT/Δ/450	3237476	30,053
	KCA OGK-PEAKED-450/YT/Δ/600	3237477	37,074
	KCA OGK-PEAKED-450/YT/Δ/900	3237478	51,867
600	KCA OGK-PEAKED-600/YT/Δ/300	3237479	33,007
	KCA OGK-PEAKED-600/YT/Δ/450	3237480	41,599
	KCA OGK-PEAKED-600/YT/Δ/600	3237481	50,441
	KCA OGK-PEAKED-600/YT/Δ/900	3237482	68,874
750	KCA OGK-PEAKED-750/YT/Δ/300	3237483	50,934
	KCA OGK-PEAKED-750/YT/Δ/450	3237484	54,515
	KCA OGK-PEAKED-750/YT/Δ/600	3237485	65,177
	KCA OGK-PEAKED-750/YT/Δ/900	3237486	87,253
900	KCA OGK-PEAKED-900/YT/Δ/300	3237487	56,570
	KCA OGK-PEAKED-900/YT/Δ/450	3237488	68,803
	KCA OGK-PEAKED-900/YT/Δ/600	3237489	81,287
	KCA OGK-PEAKED-900/YT/Δ/900	3237490	107,004
1000	KCA OGK-PEAKED-1000/YT/Δ/300	3237491	65,644
	KCA OGK-PEAKED-1000/YT/Δ/450	3237492	79,091
	KCA OGK-PEAKED-1000/YT/Δ/600	3237493	92,787
	KCA OGK-PEAKED-1000/YT/Δ/900	3237494	120,932
1100	KCA OGK-PEAKED-1100/YT/Δ/300	3237495	75,327
	KCA OGK-PEAKED-1100/YT/Δ/450	3237496	89,988
	KCA OGK-PEAKED-1100/YT/Δ/600	3237497	104,898
	KCA OGK-PEAKED-1100/YT/Δ/900	3237498	135,471

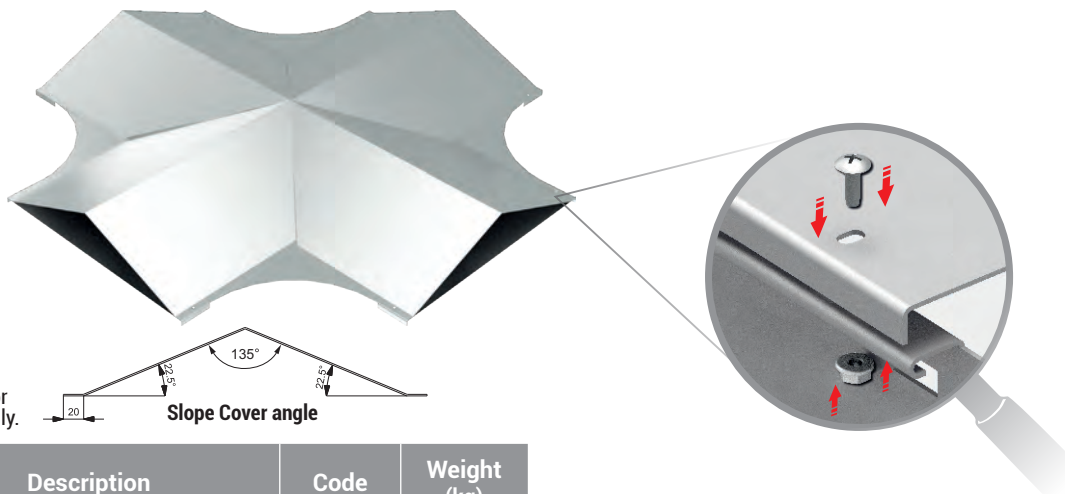
- Δ : All products codes and weights given are in kilograms (kg) and are hot dip galvanized (HDG) finish.
- To obtain the appropriate component weight in other finishes, multiply the given weight by the below finish factors.
- Finish factor : HDG (ISO En1461) = (HDG):1 / Stainless Steel = (SS) 0.94

- Please indicate order code in your orders. • Please contact us for special modules.
- Material weights may vary by ± 10%

E-LINE KCA OG

Fittings Peaked Cover AD Cross

AD



 Fitting cover shown for illustration purposes only.



Width (mm)	Description	Code	Weight (kg)
150	KCA OGK-PEAKED-150/AD/Δ/300	3237499	10,395
	KCA OGK-PEAKED-150/AD/Δ/450	3237500	14,887
	KCA OGK-PEAKED-150/AD/Δ/600	3237501	19,880
	KCA OGK-PEAKED-150/AD/Δ/900	3237502	31,367
200	KCA OGK-PEAKED-200/AD/Δ/300	3237503	13,124
	KCA OGK-PEAKED-200/AD/Δ/450	3237504	18,425
	KCA OGK-PEAKED-200/AD/Δ/600	3237505	24,228
	KCA OGK-PEAKED-200/AD/Δ/900	3237506	37,332
300	KCA OGK-PEAKED-300/AD/Δ/300	3237507	19,092
	KCA OGK-PEAKED-300/AD/Δ/450	3237508	26,011
	KCA OGK-PEAKED-300/AD/Δ/600	3237509	33,431
	KCA OGK-PEAKED-300/AD/Δ/900	3237510	49,773
450	KCA OGK-PEAKED-450/AD/Δ/300	3237511	29,317
	KCA OGK-PEAKED-450/AD/Δ/450	3237512	38,664
	KCA OGK-PEAKED-450/AD/Δ/600	3237513	48,512
	KCA OGK-PEAKED-450/AD/Δ/900	3237514	69,708
600	KCA OGK-PEAKED-600/AD/Δ/300	3237515	41,072
	KCA OGK-PEAKED-600/AD/Δ/450	3237516	52,846
	KCA OGK-PEAKED-600/AD/Δ/600	3237517	65,122
	KCA OGK-PEAKED-600/AD/Δ/900	3237518	91,174
750	KCA OGK-PEAKED-750/AD/Δ/300	3237519	54,355
	KCA OGK-PEAKED-750/AD/Δ/450	3237520	68,558
	KCA OGK-PEAKED-750/AD/Δ/600	3237521	83,261
	KCA OGK-PEAKED-750/AD/Δ/900	3237522	114,167
900	KCA OGK-PEAKED-900/AD/Δ/300	3237523	69,169
	KCA OGK-PEAKED-900/AD/Δ/450	3237524	85,799
	KCA OGK-PEAKED-900/AD/Δ/600	3237525	102,929
	KCA OGK-PEAKED-900/AD/Δ/900	3237526	138,690
1000	KCA OGK-PEAKED-1000/AD/Δ/300	3237527	79,894
	KCA OGK-PEAKED-1000/AD/Δ/450	3237528	98,142
	KCA OGK-PEAKED-1000/AD/Δ/600	3237529	116,890
	KCA OGK-PEAKED-1000/AD/Δ/900	3237530	155,889
1100	KCA OGK-PEAKED-1100/AD/Δ/300	3237531	91,298
	KCA OGK-PEAKED-1100/AD/Δ/450	3237532	111,165
	KCA OGK-PEAKED-1100/AD/Δ/600	3237533	131,531
	KCA OGK-PEAKED-1100/AD/Δ/900	3237534	173,767

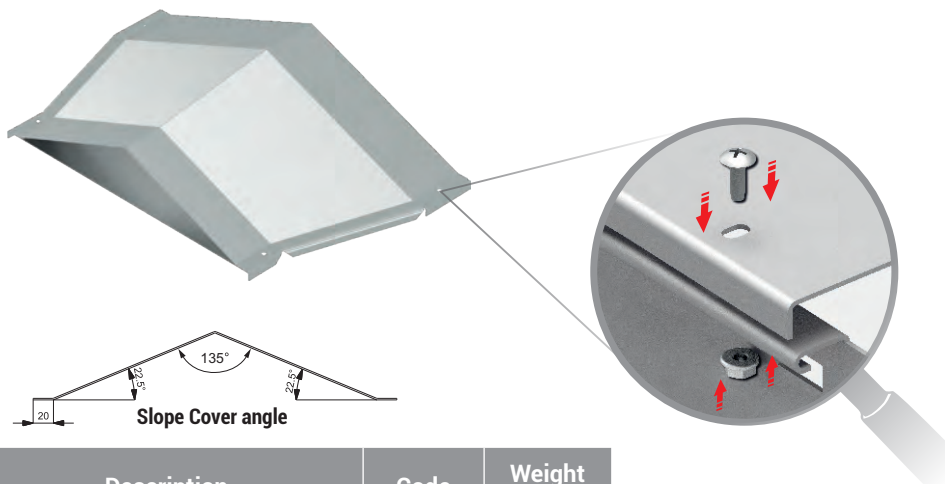
- Δ : All products codes and weights given are in kilograms (kg) and are hot dip galvanized (HDG) finish.
- To obtain the appropriate component weight in other finishes, multiply the given weight by the below finish factors.
- Finish factor : HDG (ISO En1461) = (HDG):1 / Stainless Steel = (SS) 0.94

- Please indicate order code in your orders. • Please contact us for special modules.
- Material weights may vary by ± 10%

E-LINE KCA OG

Fittings Middle Reduction Peaked Cover

MR



Fitting cover shown for illustration purposes only.



Width (mm)	Radius (mm)	Description	Code	Weight (kg)
150	200	KCA OGK-PEAKED-150/200/MR / Δ	3239248	2,987
	300	KCA OGK-PEAKED-150/300/MR / Δ	3239249	3,636
	450	KCA OGK-PEAKED-150/450/MR / Δ	3239250	4,627
	600	KCA OGK-PEAKED-150/600/MR / Δ	3239251	5,644
	750	KCA OGK-PEAKED-150/750/MR / Δ	3239252	6,693
	900	KCA OGK-PEAKED-150/900/MR / Δ	3239253	7,778
	1000	KCA OGK-PEAKED-150/1000/MR / Δ	3239254	8,515
	1100	KCA OGK-PEAKED-150/1100/MR / Δ	3239255	9,270
200	300	KCA OGK-PEAKED-200/300/MR / Δ	3239256	3,930
	450	KCA OGK-PEAKED-200/450/MR / Δ	3239257	4,916
	600	KCA OGK-PEAKED-200/600/MR / Δ	3239258	5,929
	750	KCA OGK-PEAKED-200/750/MR / Δ	3239259	6,971
	900	KCA OGK-PEAKED-200/900/MR / Δ	3239260	8,049
	1000	KCA OGK-PEAKED-200/1000/MR / Δ	3239261	8,783
	1100	KCA OGK-PEAKED-200/1100/MR / Δ	3239262	9,534
300	450	KCA OGK-PEAKED-300/450/MR / Δ	3239263	5,499
	600	KCA OGK-PEAKED-300/600/MR / Δ	3239264	6,497
	750	KCA OGK-PEAKED-300/750/MR / Δ	3239265	7,528
	900	KCA OGK-PEAKED-300/900/MR / Δ	3239266	8,594
	1000	KCA OGK-PEAKED-300/1000/MR / Δ	3239267	9,326
450	600	KCA OGK-PEAKED-450/600/MR / Δ	3239269	7,362
	750	KCA OGK-PEAKED-450/750/MR / Δ	3239270	8,369
	900	KCA OGK-PEAKED-450/900/MR / Δ	3239271	9,412
	1000	KCA OGK-PEAKED-450/1000/MR / Δ	3239272	10,129
	1100	KCA OGK-PEAKED-450/1100/MR / Δ	3239273	10,864
600	750	KCA OGK-PEAKED-600/750/MR / Δ	3239274	9,226
	900	KCA OGK-PEAKED-600/900/MR / Δ	3239275	10,239
	1000	KCA OGK-PEAKED-600/1000/MR / Δ	3239276	10,938
	1100	KCA OGK-PEAKED-600/1100/MR / Δ	3239277	11,656
750	900	KCA OGK-PEAKED-750/900/MR / Δ	3239278	11,090
	1000	KCA OGK-PEAKED-750/1000/MR / Δ	3239279	11,766
	1100	KCA OGK-PEAKED-750/1100/MR / Δ	3239280	12,462
900	1000	KCA OGK-PEAKED-900/1000/MR / Δ	3239281	12,621
	1100	KCA OGK-PEAKED-900/1100/MR / Δ	3239282	13,291
1000	1100	KCA OGK-PEAKED-1000/1100/MR / Δ	3239283	13,862

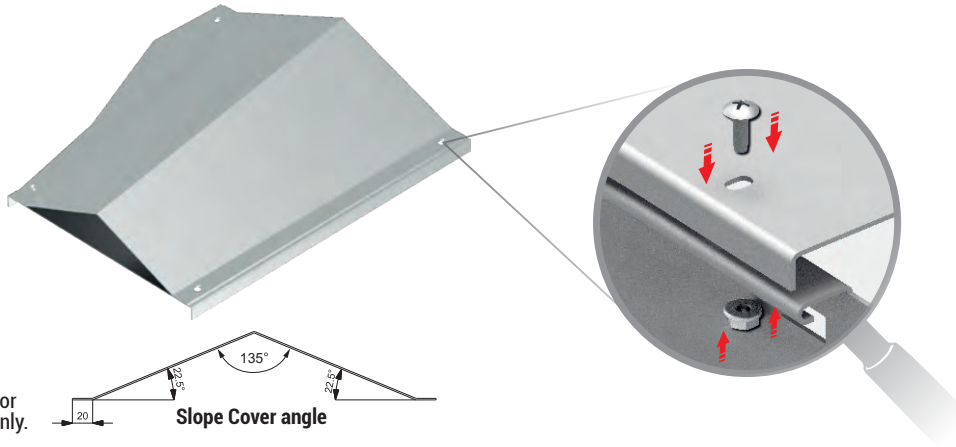
- Δ : All products codes and weights given are in kilograms (kg) and are hot dip galvanized (HDG) finish.
- To obtain the appropriate component weight in other finishes, multiply the given weight by the below finish factors.
- Finish factor : HDG (ISO En1461) = (HDG):1 / Stainless Steel = (SS) 0.94

- Please indicate order code in your orders.
- Please contact us for special modules.
- Material weights may vary by ± 10%

E-LINE KCA OG

Fittings Left Side Reduction Peaked Cover

LR



Width (mm)	Radius (mm)	Description	Code	Weight (kg)
150	200	KCA OGK-PEAKED-150/200/LR / Δ	3239284	3,665
	300	KCA OGK-PEAKED-150/300/LR / Δ	3239285	4,400
	450	KCA OGK-PEAKED-150/450/LR / Δ	3239286	5,527
	600	KCA OGK-PEAKED-150/600/LR / Δ	3239287	6,665
	750	KCA OGK-PEAKED-150/750/LR / Δ	3239288	7,808
	900	KCA OGK-PEAKED-150/900/LR / Δ	3239289	8,952
	1000	KCA OGK-PEAKED-150/1000/LR / Δ	3239290	9,716
	1100	KCA OGK-PEAKED-150/1100/LR / Δ	3239291	10,481
200	300	KCA OGK-PEAKED-200/300/LR / Δ	3239292	4,725
	450	KCA OGK-PEAKED-200/450/LR / Δ	3239293	5,844
	600	KCA OGK-PEAKED-200/600/LR / Δ	3239294	6,979
	750	KCA OGK-PEAKED-200/750/LR / Δ	3239295	8,121
	900	KCA OGK-PEAKED-200/900/LR / Δ	3239296	9,266
	1000	KCA OGK-PEAKED-200/1000/LR / Δ	3239297	10,029
	1100	KCA OGK-PEAKED-200/1100/LR / Δ	3239298	10,793
300	450	KCA OGK-PEAKED-300/450/LR / Δ	3239299	6,484
	600	KCA OGK-PEAKED-300/600/LR / Δ	3239300	7,612
	750	KCA OGK-PEAKED-300/750/LR / Δ	3239301	8,751
	900	KCA OGK-PEAKED-300/900/LR / Δ	3239302	9,894
	1000	KCA OGK-PEAKED-300/1000/LR / Δ	3239303	10,656
	1100	KCA OGK-PEAKED-300/1100/LR / Δ	3239304	11,419
450	600	KCA OGK-PEAKED-450/600/LR / Δ	3239305	8,570
	750	KCA OGK-PEAKED-450/750/LR / Δ	3239306	9,697
	900	KCA OGK-PEAKED-450/900/LR / Δ	3239307	10,836
	1000	KCA OGK-PEAKED-450/1000/LR / Δ	3239308	11,596
	1100	KCA OGK-PEAKED-450/1100/LR / Δ	3239309	12,360
600	750	KCA OGK-PEAKED-600/750/LR / Δ	3239310	10,655
	900	KCA OGK-PEAKED-600/900/LR / Δ	3239311	11,782
	1000	KCA OGK-PEAKED-600/1000/LR / Δ	3239312	12,540
	1100	KCA OGK-PEAKED-600/1100/LR / Δ	3239313	13,301
750	900	KCA OGK-PEAKED-750/900/LR / Δ	3239314	12,741
	1000	KCA OGK-PEAKED-750/1000/LR / Δ	3239315	13,491
	1100	KCA OGK-PEAKED-750/1100/LR / Δ	3239316	14,248
900	1000	KCA OGK-PEAKED-900/1000/LR / Δ	3239317	14,456
	1100	KCA OGK-PEAKED-900/1100/LR / Δ	3239318	15,200
1000	1100	KCA OGK-PEAKED-1000/1100/LR / Δ	3239319	15,847

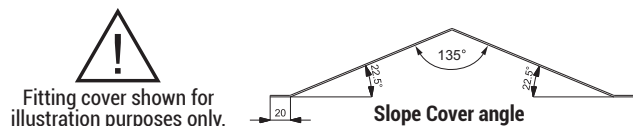

- Δ : All products codes and weights given are in kilograms (kg) and are hot dip galvanized (HDG) finish.
- To obtain the appropriate component weight in other finishes, multiply the given weight by the below finish factors.
- Finish factor : HDG (ISO En1461) = (HDG):1 / Stainless Steel = (SS) 0.94

- Please indicate order code in your orders. • Please contact us for special modules.
- Material weights may vary by ± 10%

E-LINE KCA OG

Fittings Right Side Reduction Peaked Cover

RR




Fitting cover shown for illustration purposes only.

Width (mm)	Radius (mm)	Description	Code	Weight (kg)
150	200	KCA OGK-PEAKED-150/200/RR / Δ	3239320	3,665
	300	KCA OGK-PEAKED-150/300/RR / Δ	3239321	4,400
	450	KCA OGK-PEAKED-150/450/RR / Δ	3239322	5,527
	600	KCA OGK-PEAKED-150/600/RR / Δ	3239323	6,665
	750	KCA OGK-PEAKED-150/750/RR / Δ	3239324	7,808
	900	KCA OGK-PEAKED-150/900/RR / Δ	3239325	8,952
	1000	KCA OGK-PEAKED-150/1000/RR / Δ	3239326	9,716
	1100	KCA OGK-PEAKED-150/1100/RR / Δ	3239327	10,481
200	300	KCA OGK-PEAKED-200/300/RR / Δ	3239328	4,725
	450	KCA OGK-PEAKED-200/450/RR / Δ	3239329	5,844
	600	KCA OGK-PEAKED-200/600/RR / Δ	3239330	6,979
	750	KCA OGK-PEAKED-200/750/RR / Δ	3239331	8,121
	900	KCA OGK-PEAKED-200/900/RR / Δ	3239332	9,266
	1000	KCA OGK-PEAKED-200/1000/RR / Δ	3239333	10,029
300	1100	KCA OGK-PEAKED-200/1100/RR / Δ	3239334	10,793
	450	KCA OGK-PEAKED-300/450/RR / Δ	3239335	6,484
	600	KCA OGK-PEAKED-300/600/RR / Δ	3239336	7,612
	750	KCA OGK-PEAKED-300/750/RR / Δ	3239337	8,751
	900	KCA OGK-PEAKED-300/900/RR / Δ	3239338	9,894
450	1000	KCA OGK-PEAKED-300/1000/RR / Δ	3239339	10,656
	1100	KCA OGK-PEAKED-300/1100/RR / Δ	3239340	11,419
	600	KCA OGK-PEAKED-450/600/RR / Δ	3239341	8,570
	750	KCA OGK-PEAKED-450/750/RR / Δ	3239342	9,697
600	900	KCA OGK-PEAKED-450/900/RR / Δ	3239343	10,836
	1000	KCA OGK-PEAKED-450/1000/RR / Δ	3239344	11,596
	1100	KCA OGK-PEAKED-450/1100/RR / Δ	3239345	12,360
	750	KCA OGK-PEAKED-600/750/RR / Δ	3239346	10,655
750	900	KCA OGK-PEAKED-600/900/RR / Δ	3239347	11,782
	1000	KCA OGK-PEAKED-600/1000/RR / Δ	3239348	12,540
	1100	KCA OGK-PEAKED-600/1100/RR / Δ	3239349	13,301
900	900	KCA OGK-PEAKED-750/900/RR / Δ	3239350	12,741
	1000	KCA OGK-PEAKED-750/1000/RR / Δ	3239351	13,491
	1100	KCA OGK-PEAKED-750/1100/RR / Δ	3239352	14,248
900	1000	KCA OGK-PEAKED-900/1000/RR / Δ	3239353	14,456
	1100	KCA OGK-PEAKED-900/1100/RR / Δ	3239354	15,200
1000	1100	KCA OGK-PEAKED-1000/1100/RR / Δ	3239355	15,847

- Δ : All products codes and weights given are in kilograms (kg) and are hot dip galvanized (HDG) finish.
- To obtain the appropriate component weight in other finishes, multiply the given weight by the below finish factors.
- Finish factor : HDG (ISO En1461) = (HDG):1 / Stainless Steel = (SS) 0.94

- Please indicate order code in your orders.
- Please contact us for special modules.
- Material weights may vary by ± 10%

E-LINE KCA OG



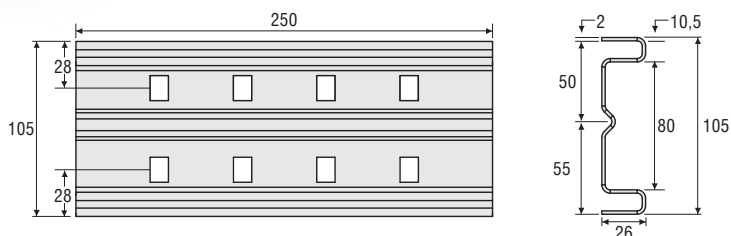

E-LINE KCA OG

Accessories Splice Plate



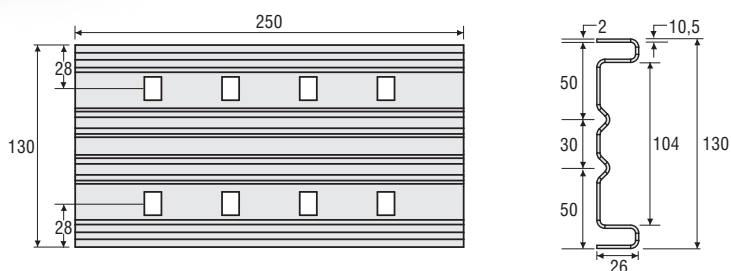

H:100 Straight Splice Plate

Description	Weight	Code
100 KCA OG / SP / Δ	0,820	3070491



H:125 Straight Splice Plate

Description	Weight	Code
125 KCA OG / SP / Δ	0,946	3070492



- 8 pcs M10X20 joint bolt set should be ordered.
- Δ : All products codes and weights given are in kilograms (kg) and are hot dip galvanized (HDG) finish.
- To obtain the appropriate component weight in other finishes, multiply the given weight by the below finish factors.
- Finish factor: HDG (ISO En1461) = (HDG):1 / Stainless Steel = (SS) 0.94

- Please indicate order code in your orders.
- Please contact us for special modules.
- Material weights may vary by ± 10%

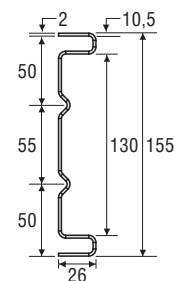
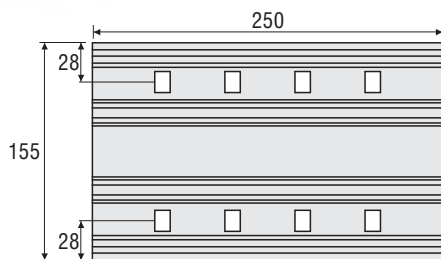

E-LINE KCA OG

Accessories Splice Plate



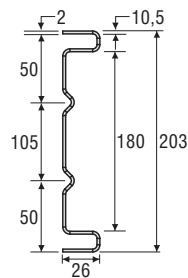
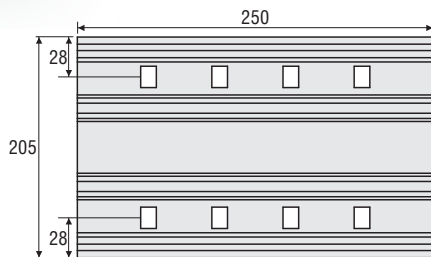

H:150 Straight Splice Plate

Description	Weight	Code
150 KCA OG / SP / Δ	1,054	3070493



H:200 Straight Splice Plate

Description	Weight	Code
200 KCA OG / SP / Δ	1,269	3070494



- 8 pcs M10X20 joint bolt set should be ordered.
- Δ : All products codes and weights given are in kilograms (kg) and are hot dip galvanized (HDG) finish.
- To obtain the appropriate component weight in other finishes, multiply the given weight by the below finish factors.
- Finish factor: HDG (ISO En1461) = (HDG):1 / Stainless Steel = (SS) 0.94

• Please indicate order code in your orders. • Please contact us for special modules.
• Material weights may vary by ± 10%

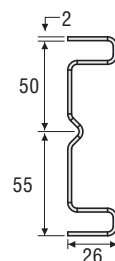
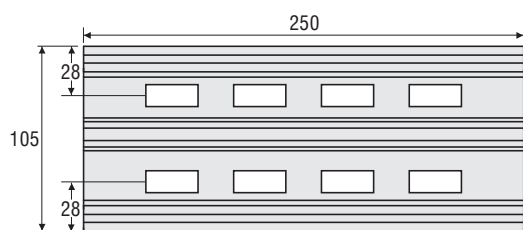
E-LINE KCA OG

Accessories Splice Plate



H:100 Expansion Splice Plate

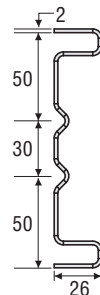
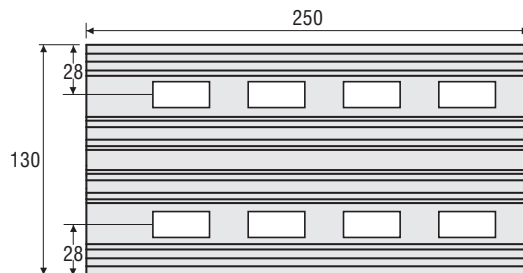


Description	Weight	Code
100 KCA OG / EXP / Δ	0,820	3070819



- 8 Pcs Expansion Bolt Set
 - 1 pc M10x30 Round Head Square Neck Bolt
 - 1 pc M12 Plain Washer
 - 2 pcs M10 Nut

H:125 Expansion Splice Plate

Description	Weight	Code
125 KCA OG / EXP / Δ	0,946	3070820



- 8 Pcs Expansion Bolt Set
 - 1 pc M10x30 Round Head Square Neck Bolt
 - 1 pc M12 Plain Washer
 - 2 pcs M10 Nut



- 8 pcs M10X30 Expansion bolt set should be ordered.
- Δ : All products codes and weights given are in kilograms (kg) and are hot dip galvanized (HDG) finish.
- To obtain the appropriate component weight in other finishes, multiply the given weight by the below finish factors.
- Finish factor: HDG (ISO En1461) = (HDG):1 / Stainless Steel = (SS) 0.94

- Please indicate order code in your orders.
- Please contact us for special modules.
- Material weights may vary by ± 10%

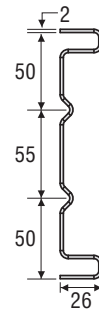
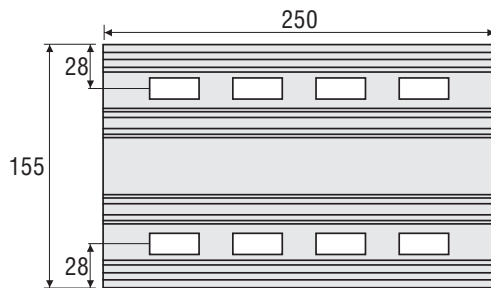

E-LINE KCA OG

Accessories Expansion Splice Plate



H:150 Expansion Splice Plate

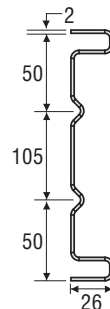


Description	Weight	Code
150 KCA OG / EXP / Δ	1,054	3070821



- 8 Pcs Expansion Bolt Set
 - 1 pc M10x30 Round Head Square Neck Bolt
 - 1 pc M12 Plain Washer
 - 2 pcs M10 Nut

H:200 Expansion Splice Plate

Description	Weight	Code
200 KCA OG / EXP / Δ	1,269	3070822



- 8 Pcs Expansion Bolt Set
 - 1 pc M10x30 Round Head Square Neck Bolt
 - 1 pc M12 Plain Washer
 - 2 pcs M10 Nut



- 8 pcs M10X30 Expansion bolt set should be ordered.
- Δ : All products codes and weights given are in kilograms (kg) and are hot dip galvanized (HDG) finish.
- To obtain the appropriate component weight in other finishes, multiply the given weight by the below finish factors.
- Finish factor: HDG (ISO En1461) = (HDG):1 / Stainless Steel = (SS) 0.94

- Please indicate order code in your orders.
- Please contact us for special modules.
- Material weights may vary by ± 10%


E-LINE KCA OG

Accessories Splice Plate for Long Span Range



H:150 Straigth Splice Plate for Long Span Range

Description	Weight	Code
150 KCA OG / SP- L / Δ	2,860	3243695



- 16 pcs M10X20 joint bolt set should be ordered.
- Δ : All products codes and weights given are in kilograms (kg) and are hot dip galvanized (HDG) finish.
- To obtain the appropriate component weight in other finishes, multiply the given weight by the below finish factors.
- Finish factor: HDG (ISO En1461) = (HDG):1 / Stainless Steel = (SS) 0.94


H:100 Horizontal Adjustable Couplers

Description	Weight (kg./pcs.)	Code (Set)
100 KCA OG / ME / Δ	1,228	3070794



H:125 Horizontal Adjustable Couplers

Description	Weight (kg./pcs.)	Code (Set)
125 KCA OG / ME / Δ	1,55	3070795



H:150 Horizontal Adjustable Couplers

Description	Weight (kg./pcs.)	Code (Set)
150 KCA OG / ME / Δ	1,819	3070796



H:200 Horizontal Adjustable Couplers

Description	Weight (kg./pcs.)	Code (Set)
200 KCA OG / ME / Δ	2,47	3070797



- 8 pcs M10X20 joint bolt set should be ordered.
- Δ : All products codes and weights given are in kilograms (kg) and are hot dip galvanized (HDG) finish.
- To obtain the appropriate component weight in other finishes, multiply the given weight by the below finish factors.
- Finish factor: HDG (ISO En1461) = (HDG):1 / Stainless Steel = (SS) 0.94


- Please indicate order code in your orders.
- Please contact us for special modules.
- Material weights may vary by ± 10%

H:100 Vertical Adjustable Couplers

Description	Thickness (mm)	Code (Set)
100 KCA OG / SDE / Δ	3	3070497

H:125 Vertical Adjustable Couplers

Description	Thickness (mm)	Code (Set)
125 KCA OG / SDE / Δ	3	3070498



H:150 Vertical Adjustable Couplers

Description	Thickness (mm)	Code (Set)
150 KCA OG / SDE / Δ	3	3070499

H:200 Vertical Adjustable Couplers

Description	Thickness (mm)	Code (Set)
200 KCA OG / SDE / Δ	3	3070500



- 8 pcs M10X20 joint bolt set should be ordered.
- Δ : All products codes and weights given are in kilograms (kg) and are hot dip galvanized (HDG) finish.
- To obtain the appropriate component weight in other finishes, multiply the given weight by the below finish factors.
- Finish factor: HDG (ISO En1461) = (HDG):1 / Stainless Steel = (SS) 0.94

- Please indicate order code in your orders.
- Please contact us for special modules.
- Material weights may vary by ± 10%

E-LINE KCA OG

Accessories Vertical Adjustable Fitting



SDM

Height (mm)	Width (mm)	Description	No. of Sections	Weight (kg)	Code
100	150	KCA OG150/SDM/Δ	3	5,949	3084141
	200	KCA OG200/SDM/Δ	3	6,190	3084142
	300	KCA OG300/SDM/Δ	3	6,669	3084143
	450	KCA OG450/SDM/Δ	3	7,388	3084144
	600	KCA OG600/SDM/Δ	3	8,108	3084145
	750	KCA OG750/SDM/Δ	3	8,827	3084146
	900	KCA OG900/SDM/Δ	3	9,546	3084147
	1000	KCA OG1000/SDM/Δ	3	10,025	3084148
	1100	KCA OG1100/SDM/Δ	3	10,923	3084149
	125	150	KCA OG150/SDM/Δ	3	7,646
200		KCA OG200/SDM/Δ	3	7,887	3084151
300		KCA OG300/SDM/Δ	3	8,365	3084152
450		KCA OG450/SDM/Δ	3	9,084	3084153
600		KCA OG600/SDM/Δ	3	9,804	3084154
750		KCA OG750/SDM/Δ	3	10,523	3084155
900		KCA OG900/SDM/Δ	3	11,243	3084156
1000		KCA OG1000/SDM/Δ	3	11,721	3084157
1100		KCA OG1100/SDM/Δ	3	12,619	3084158
150		150	KCA OG150/SDM/Δ	3	9,639
	200	KCA OG200/SDM/Δ	3	9,880	3084160
	300	KCA OG300/SDM/Δ	3	10,358	3084161
	450	KCA OG450/SDM/Δ	3	11,078	3084162
	600	KCA OG600/SDM/Δ	3	11,797	3084163
	750	KCA OG750/SDM/Δ	3	12,516	3084164
	900	KCA OG900/SDM/Δ	3	13,236	3084165
	1000	KCA OG1000/SDM/Δ	3	13,714	3084166
	1100	KCA OG1100/SDM/Δ	3	14,612	3084167
	200	200	KCA OG200/SDM/Δ	3	14,841
300		KCA OG300/SDM/Δ	3	15,319	3084169
450		KCA OG450/SDM/Δ	3	16,039	3084170
600		KCA OG600/SDM/Δ	3	16,758	3084171
750		KCA OG750/SDM/Δ	3	17,477	3084172
900		KCA OG900/SDM/Δ	3	18,197	3084173
1000		KCA OG1000/SDM/Δ	3	18,675	3084174
1100		KCA OG1100/SDM/Δ	3	19,573	3084175



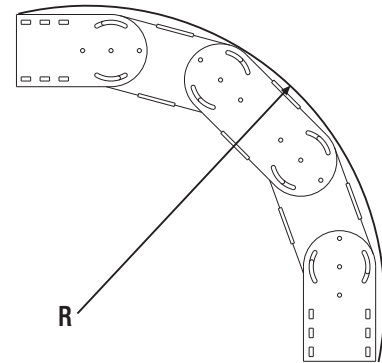
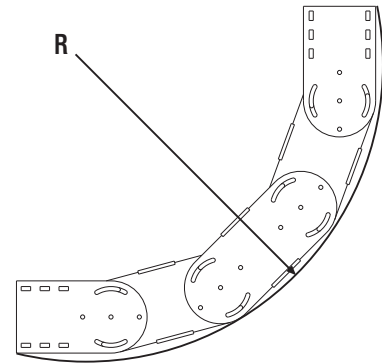
- 16 pcs M10X20 joint bolt set should be ordered.
- Δ : All products codes and weights given are in kilograms (kg) and are hot dip galvanized (HDG) finish.
- To obtain the appropriate component weight in other finishes, multiply the given weight by the below finish factors.
- Finish factor : HDG (ISO En1461) = (HDG):1 / Stainless Steel = (SS) 0.94

- Please indicate order code in your orders.
- Please contact us for special modules.
- Material weights may vary by ± 10%

E-LINE KCA OG

Accessories Vertical Adjustable Fitting

Description	Angle	No. of Sections	Radius (mm)	
			Inside	Outside
KCA OG / SDM / Δ / 1	30	1	1096	1196
KCA OG / SDM / Δ / 2	30	2	1478	1578
KCA OG / SDM / Δ / 3	30	3	1862	1962
KCA OG / SDM / Δ / 1	45	1	714	814
KCA OG / SDM / Δ / 2	45	2	969	1069
KCA OG / SDM / Δ / 3	45	3	1227	1327
KCA OG / SDM / Δ / 4	45	4	1482	1582
KCA OG / SDM / Δ / 1	60	1	523	623
KCA OG / SDM / Δ / 2	60	2	714	814
KCA OG / SDM / Δ / 3	60	3	910	1010
KCA OG / SDM / Δ / 4	60	4	1101	1201
KCA OG / SDM / Δ / 5	60	5	1315	1415
KCA OG / SDM / Δ / 6	60	6	1510	1610
KCA OG / SDM / Δ / 1	90	1	333	433
KCA OG / SDM / Δ / 2	90	2	460	560
KCA OG / SDM / Δ / 3	90	3	595	695
KCA OG / SDM / Δ / 4	90	4	722	822
KCA OG / SDM / Δ / 5	90	5	864	964
KCA OG / SDM / Δ / 6	90	6	997	1097
KCA OG / SDM / Δ / 7	90	7	1107	1207
KCA OG / SDM / Δ / 8	90	8	1235	1335





E-LINE KCA OG

Bonding Jumper



Description	Code	Length	Cross Section
Bonding Jumper	1020286	500 mm	35 mm ²



- 2 pcs M6X20 bonding jumper fixing bolt set should be ordered.
- Δ : All products codes and weights given are in kilograms (kg) and are hot dip galvanized (HDG) finish.
- To obtain the appropriate component weight in other finishes, multiply the given weight by the below finish factors.
- Finish factor : HDG (ISO En1461) = (HDG):1 / Stainless Steel = (SS) 0.94

- Please indicate order code in your orders.
- Please contact us for special modules.
- Material weights may vary by ± 10%

E-LINE KCA OG


Accessories Ladder Divider




Straight Ladder Divider

Description	Code	L (mm)	H (mm)	F (mm)
100 KCA OG / SPR / L3 / Δ	3070840	1500	60	20
125 KCA OG / SPR / L3 / Δ	3070841	1500	85	20
150 KCA OG / SPR / L3 / Δ	3070842	1500	110	20
200 KCA OG / SPR / L3 / Δ	3070843	1500	160	20

Hot Dip Galvanized are manufactured out of 1.2 mm Gauge Material.



M8X20 separator fixing bolt set.
Should be order in each 1 mt.




Fitting Divider

Description	Code	L (mm)	H (mm)	F (mm)
100 KCA OG / YSPR / Δ	3070844	1500	60	20
125 KCA OG / YSPR / Δ	3070845	1500	85	20
150 KCA OG / YSPR / Δ	3070846	1500	110	20
200 KCA OG / YSPR / Δ	3070847	1500	160	20

Hot Dip Galvanized are manufactured out of 1.2 mm Gauge Material



M8X20 separator fixing bolt set should be ordered.



- Δ : All products codes and weights given are in kilograms (kg) and are hot dip galvanized (HDG) finish.
- To obtain the appropriate component weight in other finishes, multiply the given weight by the below finish factors.
- Finish factor : HDG (ISO En1461) = (HDG):1 / Stainless Steel = (SS) 0.94
- Please indicate order code in your orders. • Please contact us for special modules.
- Material weights may vary by ± 10%

E-LINE KCA OG


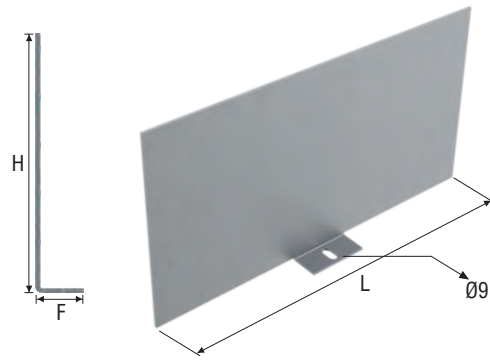
Accessories Riser Divider



Riser Divider

Description	Code	L (mm)	H (mm)	F (mm)
100 KCA OG / DSPR / Δ	3070848	300	60	20
125 KCA OG / DSPR / Δ	3070849	300	85	20
150 KCA OG / DSPR / Δ	3070850	300	110	20
200 KCA OG / DSPR / Δ	3070851	300	160	20

Hot Dip Galvanized are manufactured out of 1.2 mm Gauge Material



- 1 pcs M8X20 separator fixing bolt set should be order.
- Δ : All products codes and weights given are in kilograms (kg) and are hot dip galvanized (HDG) finish.
- To obtain the appropriate component weight in other finishes, multiply the given weight by the below finish factors.
- Finish factor : HDG (ISO En1461) = (HDG):1 / Stainless Steel = (SS) 0.94

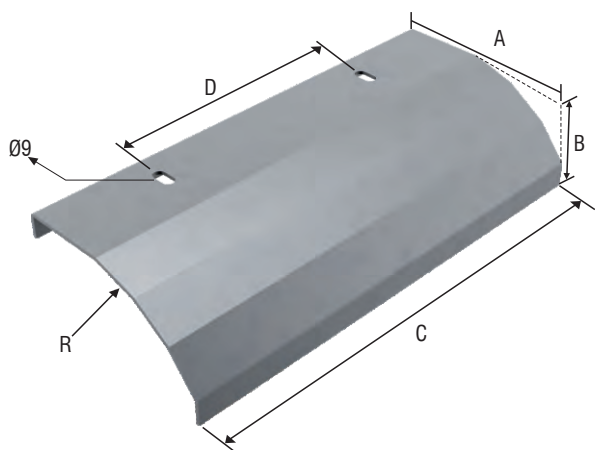
- Please indicate order code in your orders.
- Please contact us for special modules.
- Material weights may vary by $\pm 10\%$

E-LINE KCA OG

Accessories Cable Drop Out

Cable Drop Out

Description	Code	A (mm)	B (mm)	C (mm)	D (mm)	R (mm)
KCA OG / DRP / 150 / Δ	3070831	120	60	130	50	95
KCA OG / DRP / 200 / Δ	3070832	120	60	180	100	95
KCA OG / DRP / 300 / Δ	3070833	120	60	280	150	95
KCA OG / DRP / 450 / Δ	3070834	120	60	430	300	95
KCA OG / DRP / 600 / Δ	3070835	120	60	580	450	95
KCA OG / DRP / 750 / Δ	3070836	120	60	730	600	95
KCA OG / DRP / 900 / Δ	3070837	120	60	880	750	95
KCA OG / DRP / 1000 / Δ	3070838	120	60	980	850	95
KCA OG / DRP / 1100 / Δ	3070839	120	60	1080	950	95



- 2 pcs M8X20 separator fixing bolt set should be order.
- Δ : All products codes and weights given are in kilograms (kg) and are hot dip galvanized (HDG) finish.
- To obtain the appropriate component weight in other finishes, multiply the given weight by the below finish factors.
- Finish factor : HDG (ISO En1461) = (HDG):1 / Stainless Steel = (SS) 0.94

- Please indicate order code in your orders.
- Please contact us for special modules.
- Material weights may vary by $\pm 10\%$

E-LINE KCA OG

Accessories - Box Plate

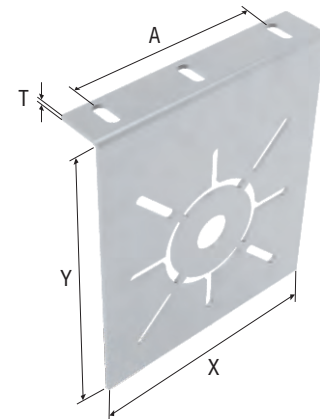


Junction Box Plates

Description	Code	X (mm)	Y (mm)	A (mm)	T (mm)
KCA OG / PM1 / Δ	3070852	130	150	100	2

Recommended Fixing

For attachment to Speedway cable ladder - M6x12 cover fixing bolt set. Consult our sales Team for further details.

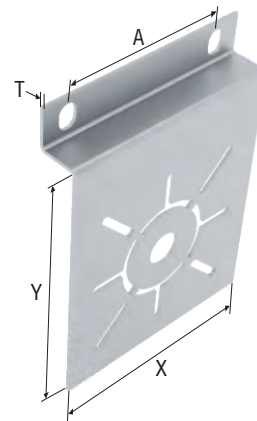



Junction Box Plates

Description	Code	X (mm)	Y (mm)	A (mm)	T (mm)
KCA OG / PM2 / Δ	3097025	130	150	100	2

Recommended Fixing

For attachment to Speedway cable ladder - M10x20 joint bolt set. Consult our sales Team for further details.




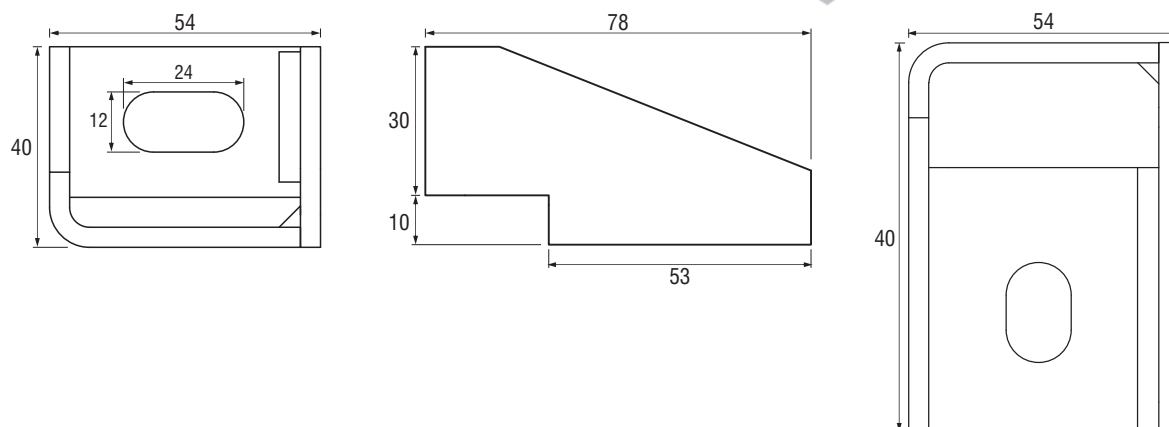
- Please indicate order code in your orders.
- Please contact us for special modules.
- Material weights may vary by $\pm 10\%$

E-LINE KCA OG

Vertical Fixing Bracket

Description	Code	Weight (kg)
KCA OG SE1 BRACKET	3106213	0,330

For vertical application! Tested to 350 kg.



- 1 pcs M10X20 Joint bolt set should be ordered.
- Δ : All products codes and weights given are in kilograms (kg) and are hot dip galvanized (HDG) finish.
- To obtain the appropriate component weight in other finishes, multiply the given weight by the below finish factors.
- Finish factor : HDG (ISO En1461) = (HDG):1 / Stainless Steel = (SS) 0.94


- Please indicate order code in your orders.
- Please contact us for special modules.
- Material weights may vary by $\pm 10\%$

E-LINE KCA OG

Horizontal Fixing Bracket




Description	Code	Weight (kg/pcs)
KCA OG STK BRACKET	2000271	0,073



Application2: I-Beam

- 1 pc M10x40 bolt
- 1pcs M10 washer
- 1pcs M10 nut



Application1: STRUT

- 1 pc M10x40 bolt
- 1pcs M10 washer
- 1pcs M10 spring nut

- Δ : All products codes and weights given are in kilograms (kg) and are hot dip galvanized (HDG) finish.
- To obtain the appropriate component weight in other finishes, multiply the given weight by the below finish factors.
- Finish factor : HDG (ISO En1461) = (HDG):1 / Stainless Steel = (SS) 0.94

- Please indicate order code in your orders. • Please contact us for special modules.
- Material weights may vary by $\pm 10\%$



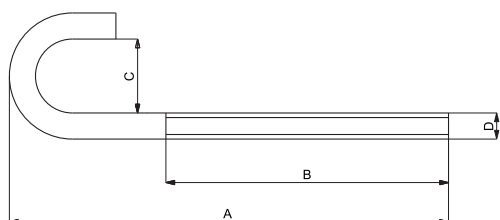
E-LINE KCA OG

Vertical Fixing Bracket

KCA OG Fixing Clamp Type-1




Description	Code	A (mm)	B (mm)	C (mm)	D (mm)
J BOLT FOR FIXING	3244244	100	65	15	6

■ Please indicate the measurement of the J bolt in your orders.



KCA OG Fixing Clamp Type-2

Description	Code	Weight (kg./pcs.)
KCA OG BEAM CLAMP	3244241	0,265



- Please indicate order code in your orders.
- Please contact us for special modules.
- Material weights may vary by $\pm 10\%$

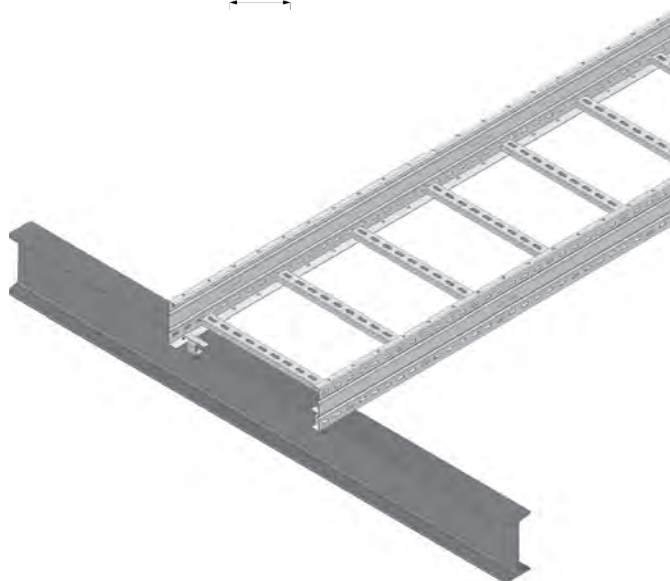
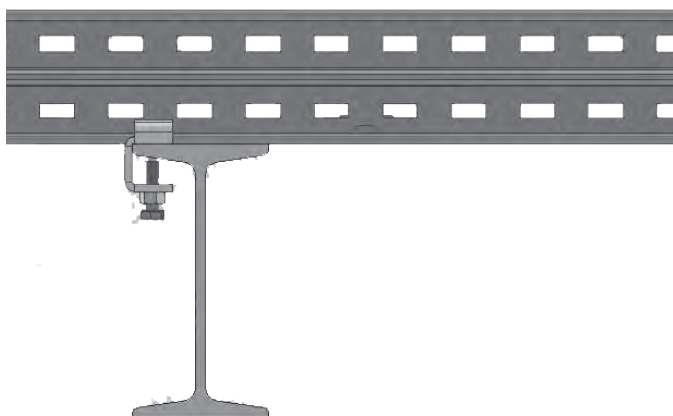
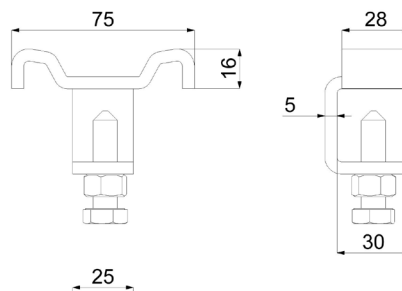
E-LINE KCA OG

Vertical Fixing Bracket



KCA OG Fixing Clamp Type-2

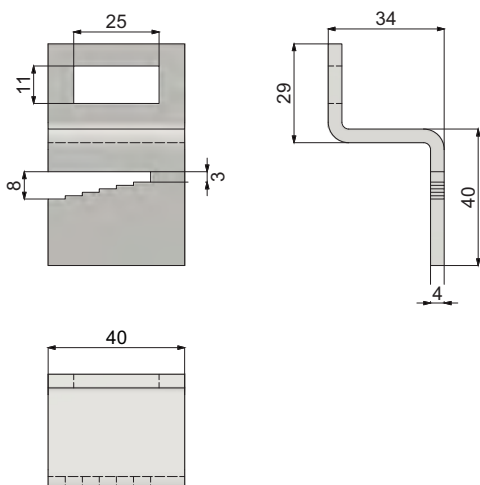
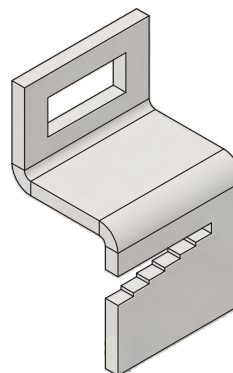
Description	Code	Weight (kg./pcs.)
KCA OG Fixing Clamp Type-2	3192641	0,180



KCA OG Z Fixing Part

Description	Code	Weight (kg./pcs.)
Z Fixing Part	3290480	0,354

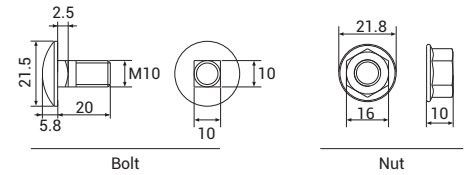

- 1 Set Z fixing part set include;
2 pieces Z fixing parts,
2 pieces M10x20 Joint Bolt sets.



- Please indicate order code in your orders. ● Please contact us for special modules.
- Material weights may vary by $\pm 10\%$

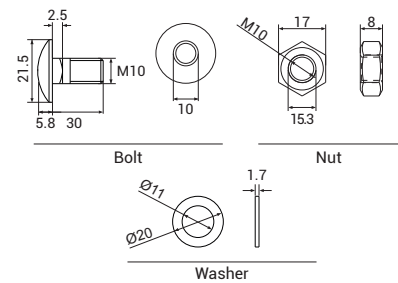
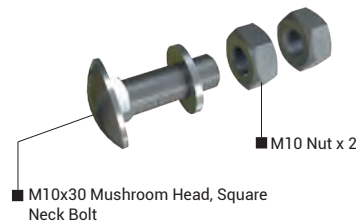
Joint Bolt Set (M10x20)

Description	Code
M10x20 Joint Bolt Set (ELC)	1008164
M10x20 Joint Bolt Set (A4)	1015751
M10x20 Joint Bolt Set (A2)	1015752
M10x20 Joint Bolts (GEOMET)	1040291



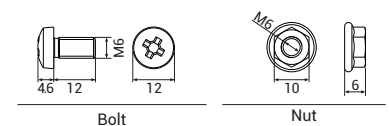
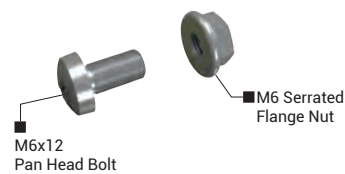
Expansion Bolt Set (M10x30)

Description	Code
M10x30 Expansion Bolt Set (ELC)	1015780
M10x30 Expansion Bolt Set (A4)	1015781
M10x30 Expansion Bolts (A2)	1015753
M10x30 Expansion Bolts (GEOMET)	1040262



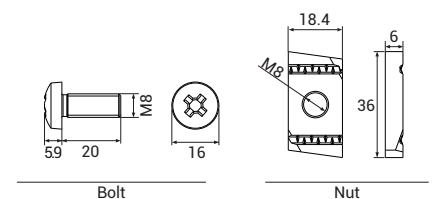
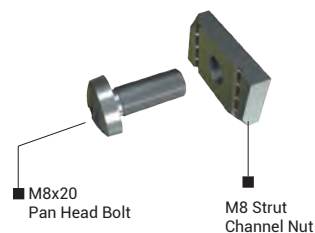
Cover Fixing Bolt Set (M6x12)

Description	Code
M6X12 Cover Fixing Bolt Set (ELC)	1015780
M6X12 Cover Fixing Bolt Set (A4)	1015781
M6X12 Cover Fixing Bolt Set (A2)	1015753
M6X12 Cover Fixing Bolt Set (GEOMET)	1040262



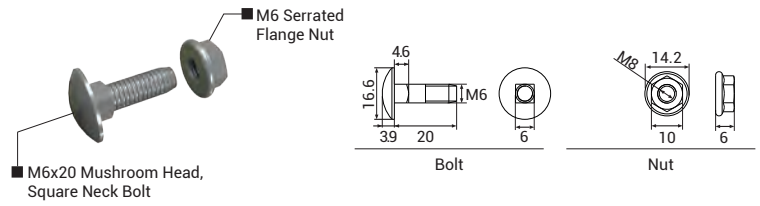
Separator Fixing Bolt Set (M8x20)

Description	Code
M8x20 Sperator Fixing Bolt Set (ELC)	1015756
M8x20 Sperator Fixing Bolt Set (A4)	1015757
M8x20 Sperator Fixing Bolts(A2)	1015758
M8x20 Sperator Fixing Bolts (GEOMET)	1043662



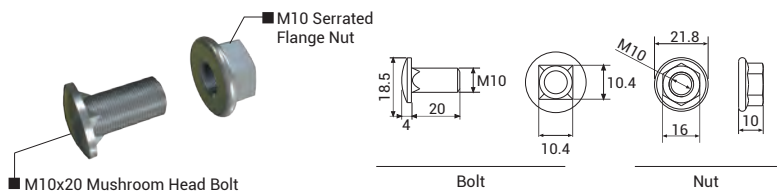
Bonding Jumper Fixing Bolt Set (M6x20)

Description	Code
M6X20 Bonding Jumper Fixing Bolt Set (ELC)	1002984
M6X20 Bonding Jumper Fixing Bolt Set (A4)	1020350
M6X20 Bonding Jumper Fixing Bolt Set (A2)	1000923
M6X20 Bonding Jumper Fixing Bolt Set (GEOMET)	1043664



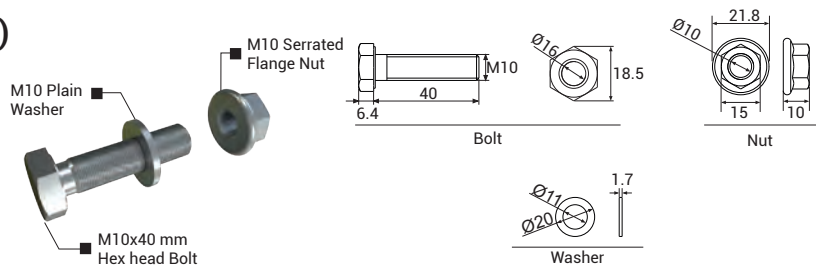
Vertical Adjustable Couplers Bolt Set (M10x20)

Description	Code
M10x20 Vertical Adj. Coup. Fix. Bolt Set (ELC.)	1027697
M10x20 Vertical Adj. Coup. Fix. Bolt Set (A2)	1027695
M10x20 Vertical Adj. Coup. Fix. Bolt Set (A4)	1027698
M10x20 Vertical Adj. Coup. Fix. Bolt Set (GEOMET)	1040260



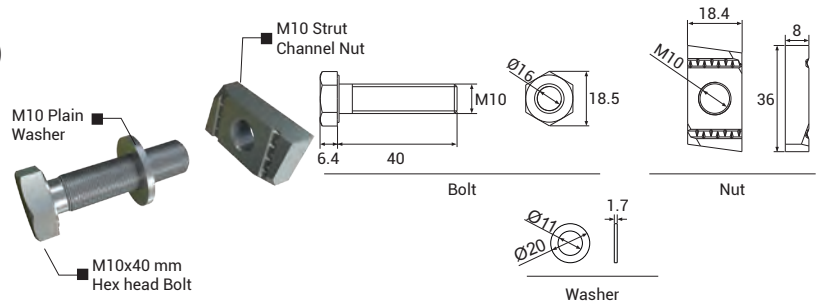
STK Fixing Bolt Set For I Beam (M10x40)

Description	Code
M10x40 STK Fixing Bolt Set For I Beam (ELC.)	1042287
M10x40 STK Fixing Bolt Set For I Beam (A4)	1042288
M10x40 STK Fixing Bolt Set For I Beam (A2)	1042289
M10x40 STK Fixing Bolt Set For I Beam (GEOMET)	1043666



STK Fixing Bolt Set For Binrak (M10x40)

Description	Code
M10X40 STK Fixing Bolt Set For Binrak (ELC)	1042290
M10X40 STK Fixing Bolt Set For Binrak (A4)	1042291
M10X40 STK Fixing Bolt Set For Binrak (A2)	1042292
M10X40 STK Fixing Bolt Set For Binrak (GEOMET)	1043667


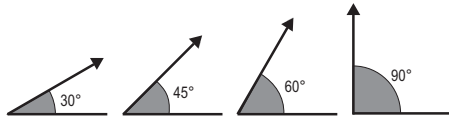


E-LINE KCA OG

Fittings YD Horizontal Elbow-SS Codes



YD



Width (mm)	Radius (mm)	YD30				YD45				YD60				YD90			
		100	125	150	200	100	125	150	200	100	125	150	200	100	125	150	200
150	300	3089519	3090457	3091105	-	3089485	3090421	3091069	-	3089451	3090385	3091033	-	3089417	3090349	3090997	-
	450	3089520	3090458	3091106	-	3089486	3090422	3091070	-	3089452	3090386	3091034	-	3089418	3090350	3090998	-
	600	3089521	3090459	3091107	-	3089487	3090423	3091071	-	3089453	3090387	3091035	-	3089419	3090351	3090999	-
	900	3089522	3090460	3091108	-	3089488	3090424	3091072	-	3089454	3090388	3091036	-	3089420	3090352	3091000	-
200	300	3089523	3090461	3091109	3091737	3089489	3090425	3091073	3091705	3089455	3090389	3091037	3091673	3089421	3090353	3091001	3091641
	450	3089524	3090462	3091110	3091738	3089490	3090426	3091074	3091706	3089456	3090390	3091038	3091674	3089422	3090354	3091002	3091642
	600	3089525	3090463	3091111	3091739	3089491	3090427	3091075	3091707	3089457	3090391	3091039	3091675	3089423	3090355	3091003	3091643
	900	3089526	3090464	3091112	3091740	3089492	3090428	3091076	3091708	3089458	3090392	3091040	3091676	3089424	3090356	3091004	3091644
300	300	3089527	3090465	3091113	3091741	3089493	3090429	3091077	3091709	3089459	3090393	3091041	3091677	3089425	3090357	3091005	3091645
	450	3089528	3090466	3091114	3091742	3089494	3090430	3091078	3091710	3089460	3090394	3091042	3091678	3089426	3090358	3091006	3091646
	600	3089529	3090467	3091115	3091743	3087299	3090431	3091079	3091711	3087300	3090395	3091043	3091679	3087301	3090359	3091007	3091647
	900	3089530	3090468	3091116	3091744	3089495	3090432	3091080	3091712	3089461	3090396	3091044	3091680	3089427	3090360	3091008	3091648
450	300	3089531	3090469	3091117	3091745	3089496	3090433	3091081	3091713	3089462	3090397	3091045	3091681	3089428	3090361	3091009	3091649
	450	3089532	3090470	3091118	3091746	3089497	3090434	3091082	3091714	3089463	3090398	3091046	3091682	3089429	3090362	3091010	3091650
	600	3089533	3090471	3091119	3091747	3089498	3090435	3091083	3091715	3089464	3090399	3091047	3091683	3089430	3090363	3091011	3091651
	900	3089534	3090472	3091120	3091748	3089499	3090436	3091084	3091716	3089465	3090400	3091048	3091684	3089431	3090364	3091012	3091652
600	300	3089535	3090473	3091121	3091749	3089500	3090437	3091085	3091717	3089466	3090401	3091049	3091685	3089432	3090365	3091013	3091653
	450	3089536	3090474	3091122	3091750	3089501	3090438	3091086	3091718	3089467	3090402	3091050	3091686	3089433	3090366	3091014	3091654
	600	3089537	3090475	3091123	3091751	3087296	3090439	3091087	3091719	3087297	3090403	3091051	3091687	3087298	3090367	3091015	3091655
	900	3089538	3090476	3091124	3091752	3089502	3090440	3091088	3091720	3089468	3090404	3091052	3091688	3089434	3090368	3091016	3091656
750	300	3089539	3090477	3091125	3091753	3089503	3090441	3091089	3091721	3089469	3090405	3091053	3091689	3089435	3090369	3091017	3091657
	450	3089540	3090478	3091126	3091754	3089504	3090442	3091090	3091722	3089470	3090406	3091054	3091690	3089436	3090370	3091018	3091658
	600	3089541	3090479	3091127	3091755	3089505	3090443	3091091	3091723	3089471	3090407	3091055	3091691	3089437	3090371	3091019	3091659
	900	3089542	3090480	3091128	3091756	3089506	3090444	3091092	3091724	3089472	3090408	3091056	3091692	3089438	3090372	3091020	3091660
900	300	3089543	3090481	3091129	3091757	3089507	3090445	3091093	3091725	3089473	3090409	3091057	3091693	3089439	3090373	3091021	3091661
	450	3089544	3090482	3091130	3091758	3089508	3090446	3091094	3091726	3089474	3090410	3091058	3091694	3089440	3090374	3091022	3091662
	600	3089545	3090483	3091131	3091759	3089509	3090447	3091095	3091727	3089475	3090411	3091059	3091695	3089441	3090375	3091023	3091663
	900	3089546	3090484	3091132	3091760	3089510	3090448	3091096	3091728	3089476	3090412	3091060	3091696	3089442	3090376	3091024	3091664
1000	300	3089547	3090485	3091133	3091761	3089511	3090449	3091097	3091729	3089477	3090413	3091061	3091697	3089443	3090377	3091025	3091665
	450	3089548	3090486	3091134	3091762	3089512	3090450	3091098	3091730	3089478	3090414	3091062	3091698	3089444	3090378	3091026	3091666
	600	3089549	3090487	3091135	3091763	3089513	3090451	3091099	3091731	3089479	3090415	3091063	3091699	3089445	3090379	3091027	3091667
	900	3089550	3090488	3091136	3091764	3089514	3090452	3091100	3091732	3089480	3090416	3091064	3091700	3089446	3090380	3091028	3091668
1100	300	3089551	3090489	3091137	3091765	3089515	3090453	3091101	3091733	3089481	3090417	3091065	3091701	3089447	3090381	3091029	3091669
	450	3089552	3090490	3091138	3091766	3089516	3090454	3091102	3091734	3089482	3090418	3091066	3091702	3089448	3090382	3091030	3091670
	600	3089553	3090491	3091139	3091767	3089517	3090455	3091103	3091735	3089483	3090419	3091067	3091703	3089449	3090383	3091031	3091671
	900	3089554	3090492	3091140	3091768	3089518	3090456	3091104	3091736	3089484	3090420	3091068	3091704	3089450	3090384	3091032	3091672

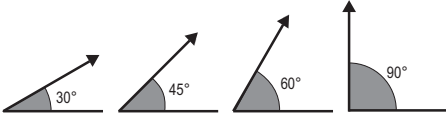
- Please indicate order code in your orders. • Please contact us for special modules.
- Material weights may vary by ± 10%

E-LINE KCA OG

Fittings DD Vertical Outside Elbow-SS Codes



DD



Width (mm)	Radius (mm)	DD30				DD45				DD60				DD90			
		100	125	150	200	100	125	150	200	100	125	150	200	100	125	150	200
150	300	3090071	3090745	3091393	-	3090037	3090709	3091357	-	3090001	3090673	3091321	-	3089968	3090637	3091285	-
	450	3090072	3090746	3091394	-	3090038	3090710	3091358	-	3090002	3090674	3091322	-	3089969	3090638	3091286	-
	600	3090073	3090747	3091395	-	3090039	3090711	3091359	-	3090003	3090675	3091323	-	3089970	3090639	3091287	-
	900	3090074	3090748	3091396	-	3090040	3090712	3091360	-	3090004	3090676	3091324	-	3089971	3090640	3091288	-
200	300	3090075	3090749	3091397	3091993	3090041	3090713	3091361	3091961	3090005	3090677	3091325	3091929	3089972	3090641	3091289	3091897
	450	3090076	3090750	3091398	3091994	3090042	3090714	3091362	3091962	3090006	3090678	3091326	3091930	3089973	3090642	3091290	3091898
	600	3090077	3090751	3091399	3091995	3090043	3090715	3091363	3091963	3090007	3090679	3091327	3091931	3087315	3090643	3091291	3091899
	900	3090078	3090752	3091400	3091996	3090044	3090716	3091364	3091964	3090008	3090680	3091328	3091932	3089974	3090644	3091292	3091900
300	300	3090079	3090753	3091401	3091997	3090045	3090717	3091365	3091965	3090009	3090681	3091329	3091933	3089975	3090645	3091293	3091901
	450	3090080	3090754	3091402	3091998	3090046	3090718	3091366	3091966	3090010	3090682	3091330	3091934	3089976	3090646	3091294	3091902
	600	3087312	3090755	3091403	3091999	3087313	3090719	3091367	3091967	3090011	3090683	3091331	3091935	3087314	3090647	3091295	3091903
	900	3090081	3090756	3091404	3092000	3090047	3090720	3091368	3091968	3090012	3090684	3091332	3091936	3089977	3090648	3091296	3091904
450	300	3090082	3090757	3091405	3092001	3090048	3090721	3091369	3091969	3090013	3090685	3091333	3091937	3089978	3090649	3091297	3091905
	450	3090083	3090758	3091406	3092002	3090049	3090722	3091370	3091970	3090014	3090686	3091334	3091938	3089979	3090650	3091298	3091906
	600	3090084	3090759	3091407	3092003	3090050	3090723	3091371	3091971	3090015	3090687	3091335	3091939	3089980	3090651	3091299	3091907
	900	3090085	3090760	3091408	3092004	3090051	3090724	3091372	3091972	3090016	3090688	3091336	3091940	3089981	3090652	3091300	3091908
600	300	3090086	3090761	3091409	3092005	3090052	3090725	3091373	3091973	3090017	3090689	3091337	3091941	3089982	3090653	3091301	3091909
	450	3090087	3090762	3091410	3092006	3090053	3090726	3091374	3091974	3090018	3090690	3091338	3091942	3089983	3090654	3091302	3091910
	600	3087309	3090763	3091411	3092007	3087310	3090727	3091375	3091975	3090019	3090691	3091339	3091943	3087311	3090655	3091303	3091911
	900	3090088	3090764	3091412	3092008	3090054	3090728	3091376	3091976	3090020	3090692	3091340	3091944	3089984	3090656	3091304	3091912
750	300	3090089	3090765	3091413	3092009	3090055	3090729	3091377	3091977	3090021	3090693	3091341	3091945	3089985	3090657	3091305	3091913
	450	3090090	3090766	3091414	3092010	3090056	3090730	3091378	3091978	3090022	3090694	3091342	3091946	3089986	3090658	3091306	3091914
	600	3090091	3090767	3091415	3092011	3090057	3090731	3091379	3091979	3090023	3090695	3091343	3091947	3089987	3090659	3091307	3091915
	900	3090092	3090768	3091416	3092012	3090058	3090732	3091380	3091980	3090024	3090696	3091344	3091948	3089988	3090660	3091308	3091916
900	300	3090093	3090769	3091417	3092013	3090059	3090733	3091381	3091981	3090025	3090697	3091345	3091949	3089989	3090661	3091309	3091917
	450	3090094	3090770	3091418	3092014	3090060	3090734	3091382	3091982	3090026	3090698	3091346	3091950	3089990	3090662	3091310	3091918
	600	3090095	3090771	3091419	3092015	3090061	3090735	3091383	3091983	3090027	3090699	3091347	3091951	3089991	3090663	3091311	3091919
	900	3090096	3090772	3091420	3092016	3090062	3090736	3091384	3091984	3090028	3090700	3091348	3091952	3089992	3090664	3091312	3091920
1000	300	3090097	3090773	3091421	3092017	3090063	3090737	3091385	3091985	3090029	3090701	3091349	3091953	3089993	3090665	3091313	3091921
	450	3090098	3090774	3091422	3092018	3090064	3090738	3091386	3091986	3090030	3090702	3091350	3091954	3089994	3090666	3091314	3091922
	600	3090099	3090775	3091423	3092019	3090065	3090739	3091387	3091987	3090031	3090703	3091351	3091955	3089995	3090667	3091315	3091923
	900	3090100	3090776	3091424	3092020	3090066	3090740	3091388	3091988	3090032	3090704	3091352	3091956	3089996	3090668	3091316	3091924
1100	300	3090101	3090777	3091425	3092021	3090067	3090741	3091389	3091989	3090033	3090705	3091353	3091957	3089997	3090669	3091317	3091925
	450	3090102	3090778	3091426	3092022	3090068	3090742	3091390	3091990	3090034	3090706	3091354	3091958	3089998	3090670	3091318	3091926
	600	3090103	3090779	3091427	3092023	3090069	3090743	3091391	3091991	3090035	3090707	3091355	3091959	3089999	3090671	3091319	3091927
	900	3090104	3090780	3091428	3092024	3090070	3090744	3091392	3091992	3090036	3090708	3091356	3091960	3090000	3090672	3091320	3091928

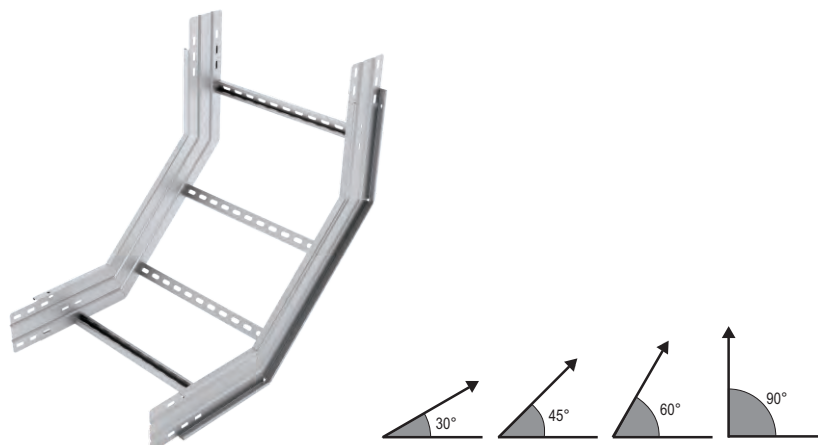
- Please indicate order code in your orders. • Please contact us for special modules.
- Material weights may vary by $\pm 10\%$

E-LINE KCA OG

Fittings ID Vertical Inside Elbow-SS Codes



ID



Width (mm)	Radius (mm)	ID30				ID45				ID60				ID90			
		100	125	150	200	100	125	150	200	100	125	150	200	100	125	150	200
150	300	3089796	3090601	3091249	-	3089762	3090565	3091213	-	3089726	3090529	3091177	-	3089693	3090493	3091141	-
	450	3089797	3090602	3091250	-	3089763	3090566	3091214	-	3089727	3090530	3091178	-	3089694	3090494	3091142	-
	600	3089798	3090603	3091251	-	3089764	3090567	3091215	-	3089728	3090531	3091179	-	3089695	3090495	3091143	-
	900	3089799	3090604	3091252	-	3089765	3090568	3091216	-	3089729	3090532	3091180	-	3089696	3090496	3091144	-
200	300	3089800	3090605	3091253	3091865	3089766	3090569	3091217	3091833	3089730	3090533	3091181	3091801	3089697	3090497	3091145	3091769
	450	3089801	3090606	3091254	3091866	3089767	3090570	3091218	3091834	3089731	3090534	3091182	3091802	3089698	3090498	3091146	3091770
	600	3089802	3090607	3091255	3091867	3089768	3090571	3091219	3091835	3089732	3090535	3091183	3091803	3087308	3090499	3091147	3091771
	900	3089803	3090608	3091256	3091868	3089769	3090572	3091220	3091836	3089733	3090536	3091184	3091804	3089699	3090500	3091148	3091772
300	300	3089804	3090609	3091257	3091869	3089770	3090573	3091221	3091837	3089734	3090537	3091185	3091805	3089700	3090501	3091149	3091773
	450	3089805	3090610	3091258	3091870	3089771	3090574	3091222	3091838	3089735	3090538	3091186	3091806	3089701	3090502	3091150	3091774
	600	3087305	3090611	3091259	3091871	3087306	3090575	3091223	3091839	3089736	3090539	3091187	3091807	3087307	3090503	3091151	3091775
	900	3089806	3090612	3091260	3091872	3089772	3090576	3091224	3091840	3089737	3090540	3091188	3091808	3089702	3090504	3091152	3091776
450	300	3089807	3090613	3091261	3091873	3089773	3090577	3091225	3091841	3089738	3090541	3091189	3091809	3089703	3090505	3091153	3091777
	450	3089808	3090614	3091262	3091874	3089774	3090578	3091226	3091842	3089739	3090542	3091190	3091810	3089704	3090506	3091154	3091778
	600	3089809	3090615	3091263	3091875	3089775	3090579	3091227	3091843	3089740	3090543	3091191	3091811	3089705	3090507	3091155	3091779
	900	3089810	3090616	3091264	3091876	3089776	3090580	3091228	3091844	3089741	3090544	3091192	3091812	3089706	3090508	3091156	3091780
600	300	3089811	3090617	3091265	3091877	3089777	3090581	3091229	3091845	3089742	3090545	3091193	3091813	3089707	3090509	3091157	3091781
	450	3089812	3090618	3091266	3091878	3089778	3090582	3091230	3091846	3089743	3090546	3091194	3091814	3089708	3090510	3091158	3091782
	600	3087302	3090619	3091267	3091879	3087303	3090583	3091231	3091847	3089744	3090547	3091195	3091815	3087304	3090511	3091159	3091783
	900	3089813	3090620	3091268	3091880	3089779	3090584	3091232	3091848	3089745	3090548	3091196	3091816	3089709	3090512	3091160	3091784
750	300	3089814	3090621	3091269	3091881	3089780	3090585	3091233	3091849	3089746	3090549	3091197	3091817	3089710	3090513	3091161	3091785
	450	3089815	3090622	3091270	3091882	3089781	3090586	3091234	3091850	3089747	3090550	3091198	3091818	3089711	3090514	3091162	3091786
	600	3089816	3090623	3091271	3091883	3089782	3090587	3091235	3091851	3089748	3090551	3091199	3091819	3089712	3090515	3091163	3091787
	900	3089817	3090624	3091272	3091884	3089783	3090588	3091236	3091852	3089749	3090552	3091200	3091820	3089713	3090516	3091164	3091788
900	300	3089818	3090625	3091273	3091885	3089784	3090589	3091237	3091853	3089750	3090553	3091201	3091821	3089714	3090517	3091165	3091789
	450	3089819	3090626	3091274	3091886	3089785	3090590	3091238	3091854	3089751	3090554	3091202	3091822	3089715	3090518	3091166	3091790
	600	3089820	3090627	3091275	3091887	3089786	3090591	3091239	3091855	3089752	3090555	3091203	3091823	3089716	3090519	3091167	3091791
	900	3089821	3090628	3091276	3091888	3089787	3090592	3091240	3091856	3089753	3090556	3091204	3091824	3089717	3090520	3091168	3091792
1000	300	3089822	3090629	3091277	3091889	3089788	3090593	3091241	3091857	3089754	3090557	3091205	3091825	3089718	3090521	3091169	3091793
	450	3089823	3090630	3091278	3091890	3089789	3090594	3091242	3091858	3089755	3090558	3091206	3091826	3089719	3090522	3091170	3091794
	600	3089824	3090631	3091279	3091891	3089790	3090595	3091243	3091859	3089756	3090559	3091207	3091827	3089720	3090523	3091171	3091795
	900	3089825	3090632	3091280	3091892	3089791	3090596	3091244	3091860	3089757	3090560	3091208	3091828	3089721	3090524	3091172	3091796
1100	300	3089826	3090633	3091281	3091893	3089792	3090597	3091245	3091861	3089758	3090561	3091209	3091829	3089722	3090525	3091173	3091797
	450	3089827	3090634	3091282	3091894	3089793	3090598	3091246	3091862	3089759	3090562	3091210	3091830	3089723	3090526	3091174	3091798
	600	3089828	3090635	3091283	3091895	3089794	3090599	3091247	3091863	3089760	3090563	3091211	3091831	3089724	3090527	3091175	3091799
	900	3089829	3090636	3091284	3091896	3089795	3090600	3091248	3091864	3089761	3090564	3091212	3091832	3089725	3090528	3091176	3091800

- Please indicate order code in your orders. • Please contact us for special modules.
- Material weights may vary by ± 10%

E-LINE KCA OG


Fittings YT Horizontal Tee-SS Codes



YT



AD



Width (mm)	Radius (mm)	YT			
		100	125	150	200
150	300	3089349	3090313	3090961	-
	450	3089350	3090314	3090962	-
	600	3089351	3090315	3090963	-
	900	3089352	3090316	3090964	-
200	300	3089353	3090317	3090965	3091609
	450	3089354	3090318	3090966	3091610
	600	3089355	3090319	3090967	3091611
	900	3089356	3090320	3090968	3091612
300	300	3089357	3090321	3090969	3091613
	450	3089358	3090322	3090970	3091614
	600	3087317	3090323	3090971	3091615
	900	3089359	3090324	3090972	3091616
450	300	3089360	3090325	3090973	3091617
	450	3089361	3090326	3090974	3091618
	600	3089362	3090327	3090975	3091619
	900	3089363	3090328	3090976	3091620
600	300	3089364	3090329	3090977	3091621
	450	3089365	3090330	3090978	3091622
	600	3087316	3090331	3090979	3091623
	900	3089366	3090332	3090980	3091624
750	300	3089367	3090333	3090981	3091625
	450	3089368	3090334	3090982	3091626
	600	3089369	3090335	3090983	3091627
	900	3089370	3090336	3090984	3091628
900	300	3089371	3090337	3090985	3091629
	450	3089372	3090338	3090986	3091630
	600	3089373	3090339	3090987	3091631
	900	3089374	3090340	3090988	3091632
1000	300	3089375	3090341	3090989	3091633
	450	3089376	3090342	3090990	3091634
	600	3089377	3090343	3090991	3091635
	900	3089378	3090344	3090992	3091636
1100	300	3089379	3090345	3090993	3091637
	450	3089380	3090346	3090994	3091638
	600	3089381	3090347	3090995	3091639
	900	3089382	3090348	3090996	3091640

Width (mm)	Radius (mm)	AD			
		100	125	150	200
150	300	3090243	3090925	3091573	-
	450	3090244	3090926	3091574	-
	600	3090245	3090927	3091575	-
	900	3090246	3090928	3091576	-
200	300	3090247	3090929	3091577	3092153
	450	3090248	3090930	3091578	3092154
	600	3090249	3090931	3091579	3092155
	900	3090250	3090932	3091580	3092156
300	300	3090251	3090933	3091581	3092157
	450	3090252	3090934	3091582	3092158
	600	3087319	3090935	3091583	3092159
	900	3090253	3090936	3091584	3092160
450	300	3090254	3090937	3091585	3092161
	450	3090255	3090938	3091586	3092162
	600	3090256	3090939	3091587	3092163
	900	3090257	3090940	3091588	3092164
600	300	3090258	3090941	3091589	3092165
	450	3090259	3090942	3091590	3092166
	600	3087318	3090943	3091591	3092167
	900	3090260	3090944	3091592	3092168
750	300	3090261	3090945	3091593	3092169
	450	3090262	3090946	3091594	3092170
	600	3090263	3090947	3091595	3092171
	900	3090264	3090948	3091596	3092172
900	300	3090265	3090949	3091597	3092173
	450	3090266	3090950	3091598	3092174
	600	3090267	3090951	3091599	3092175
	900	3090268	3090952	3091600	3092176
1000	300	3090269	3090953	3091601	3092177
	450	3090270	3090954	3091602	3092178
	600	3090271	3090955	3091603	3092179
	900	3090272	3090956	3091604	3092180
1100	300	3090273	3090957	3091605	3092181
	450	3090274	3090958	3091606	3092182
	600	3090275	3090959	3091607	3092183
	900	3090276	3090960	3091608	3092184

• Please indicate order code in your orders. • Please contact us for special modules.
 • Material weights may vary by ± 10%

End Cover

	END COVER			
	100	125	150	200
150	3092521	3092530	3092539	
200	3092522	3092531	3092540	3092548
300	3092523	3092532	3092541	3092549
450	3092524	3092533	3092542	3092550
600	3092525	3092534	3092543	3092551
750	3092526	3092535	3092544	3092552
900	3092527	3092536	3092545	3092553
1000	3092528	3092537	3092546	3092554
1100	3092529	3092538	3092547	3092555



Straight&Slope Cover - SS Codes

	STRAIGHT COVER/SLOPE COVER	
	STRAIGHT COVER	SLOPE COVER
150	3092591	3236534
200	3092592	3236535
300	3092593	3236536
450	3092594	3236537
600	3092595	3236538
750	3092596	3236539
900	3092597	3236540
1000	3092598	3236541
1100	3092599	3236542

SDM

	SDM			
	100	125	150	200
150	3092830	3092839	3092848	
200	3092831	3092840	3092849	3092857
300	3092832	3092841	3092850	3092858
450	3092833	3092842	3092851	3092859
600	3092834	3092843	3092852	3092860
750	3092835	3092844	3092853	3092861
900	3092836	3092845	3092854	3092862
1000	3092837	3092846	3092855	3092863
1100	3092838	3092847	3092856	3092864

E-LINE KCA OG

Fittings Left Side Reduction-SS Codes

MR



WS	WP	MR			
		100	125	150	200
150	200	3092643	3092293	3092401	-
	300	3092644	3092294	3092402	-
	450	3092645	3092295	3092403	-
	600	3092646	3092296	3092404	-
	750	3092647	3092297	3092405	-
	900	3092648	3092298	3092406	-
	1000	3092649	3092299	3092407	-
	1100	3092650	3092300	3092408	-
200	300	3092651	3092301	3092409	3092493
	450	3092652	3092302	3092410	3092494
	600	3092653	3092303	3092411	3092495
	750	3092654	3092304	3092412	3092496
	900	3092655	3092305	3092413	3092497
	1000	3092656	3092306	3092414	3092498
	1100	3092657	3092307	3092415	3092499
300	450	3092658	3092308	3092416	3092500
	600	3092659	3092309	3092417	3092501
	750	3092660	3092310	3092418	3092502
	900	3092661	3092311	3092419	3092503
	1000	3092662	3092312	3092420	3092504
	1100	3092663	3092313	3092421	3092505
450	600	3092664	3092314	3092422	3092506
	750	3092665	3092315	3092423	3092507
	900	3092666	3092316	3092424	3092508
	1000	3092667	3092317	3092425	3092509
	1100	3092668	3092318	3092426	3092510
600	750	3092669	3092319	3092427	3092511
	900	3092670	3092320	3092428	3092512
	1000	3092671	3092321	3092429	3092513
	1100	3092672	3092322	3092430	3092514
750	900	3092673	3092323	3092431	3092515
	1000	3092674	3092324	3092432	3092516
	1100	3092675	3092325	3092433	3092517
900	1000	3092676	3092326	3092434	3092518
	1100	3092677	3092327	3092435	3092519
1000	1100	3092678	3092328	3092436	3092520

• Please indicate order code in your orders. • Please contact us for special modules.
 • Material weights may vary by $\pm 10\%$

E-LINE KCA OG

Fittings Left Side Reduction-SS Codes

LR



WS	WP	LR			
		100	125	150	200
150	200	3092607	3092257	3092365	-
	300	3092608	3092258	3092366	-
	450	3092609	3092259	3092367	-
	600	3092610	3092260	3092368	-
	750	3092611	3092261	3092369	-
	900	3092612	3092262	3092370	-
	1000	3092613	3092263	3092371	-
	1100	3092614	3092264	3092372	-
200	300	3092615	3092265	3092373	3092465
	450	3092616	3092266	3092374	3092466
	600	3092617	3092267	3092375	3092467
	750	3092618	3092268	3092376	3092468
	900	3092619	3092269	3092377	3092469
	1000	3092620	3092270	3092378	3092470
	1100	3092621	3092271	3092379	3092471
300	450	3092622	3092272	3092380	3092472
	600	3092623	3092273	3092381	3092473
	750	3092624	3092274	3092382	3092474
	900	3092625	3092275	3092383	3092475
	1000	3092626	3092276	3092384	3092476
	1100	3092627	3092277	3092385	3092477
450	600	3092628	3092278	3092386	3092478
	750	3092629	3092279	3092387	3092479
	900	3092630	3092280	3092388	3092480
	1000	3092631	3092281	3092389	3092481
	1100	3092632	3092282	3092390	3092482
600	750	3092633	3092283	3092391	3092483
	900	3092634	3092284	3092392	3092484
	1000	3092635	3092285	3092393	3092485
	1100	3092636	3092286	3092394	3092486
750	900	3092637	3092287	3092395	3092487
	1000	3092638	3092288	3092396	3092488
	1100	3092639	3092289	3092397	3092489
900	1000	3092640	3092290	3092398	3092490
	1100	3092641	3092291	3092399	3092491
1000	1100	3092642	3092292	3092400	3092492

- Please indicate order code in your orders.
- Please contact us for special modules.
- Material weights may vary by $\pm 10\%$

E-LINE KCA OG

Fittings Right Side Reduction-SS Codes

RR



WS	WP	RR			
		100	125	150	200
150	200	3092185	3092221	3092329	-
	300	3092186	3092222	3092330	-
	450	3092187	3092223	3092331	-
	600	3092188	3092224	3092332	-
	750	3092189	3092225	3092333	-
	900	3092190	3092226	3092334	-
	1000	3092191	3092227	3092335	-
	1100	3092192	3092228	3092336	-
200	300	3092193	3092229	3092337	3092437
	450	3092194	3092230	3092338	3092438
	600	3092195	3092231	3092339	3092439
	750	3092196	3092232	3092340	3092440
	900	3092197	3092233	3092341	3092441
	1000	3092198	3092234	3092342	3092442
	1100	3092199	3092235	3092343	3092443
300	450	3092200	3092236	3092344	3092444
	600	3092201	3092237	3092345	3092445
	750	3092202	3092238	3092346	3092446
	900	3092203	3092239	3092347	3092447
	1000	3092204	3092240	3092348	3092448
	1100	3092205	3092241	3092349	3092449
450	600	3092206	3092242	3092350	3092450
	750	3092207	3092243	3092351	3092451
	900	3092208	3092244	3092352	3092452
	1000	3092209	3092245	3092353	3092453
	1100	3092210	3092246	3092354	3092454
600	750	3092211	3092247	3092355	3092455
	900	3092212	3092248	3092356	3092456
	1000	3092213	3092249	3092357	3092457
	1100	3092214	3092250	3092358	3092458
750	900	3092215	3092251	3092359	3092459
	1000	3092216	3092252	3092360	3092460
	1100	3092217	3092253	3092361	3092461
900	1000	3092218	3092254	3092362	3092462
	1100	3092219	3092255	3092363	3092463
1000	1100	3092220	3092256	3092364	3092464

• Please indicate order code in your orders. • Please contact us for special modules.
 • Material weights may vary by $\pm 10\%$

E-LINE KCA OG

Fittings Cover YD Horizontal Elbow Covers - SS Codes


YD Modul Cover



Width (mm)	Radius (mm)	YD30	YD45	YD60	YD90
150	300	3089657	3089623	3089589	3089555
	450	3089658	3089624	3089590	3089556
	600	3089659	3089625	3089591	3089557
	900	3089660	3089626	3089592	3089558
200	300	3089661	3089627	3089593	3089559
	450	3089662	3089628	3089594	3089560
	600	3089663	3089629	3089595	3089561
	900	3089664	3089630	3089596	3089562
300	300	3089665	3089631	3089597	3089563
	450	3089666	3089632	3089598	3089564
	600	3089667	3087351	3087352	3087353
	900	3089668	3089633	3089599	3089565
450	300	3089669	3089634	3089600	3089566
	450	3089670	3089635	3089601	3089567
	600	3089671	3089636	3089602	3089568
	900	3089672	3089637	3089603	3089569
600	300	3089673	3089638	3089604	3089570
	450	3089674	3089639	3089605	3089571
	600	3089675	3087348	3087349	3087350
	900	3089676	3089640	3089606	3089572
750	300	3089677	3089641	3089607	3089573
	450	3089678	3089642	3089608	3089574
	600	3089679	3089643	3089609	3089575
	900	3089680	3089644	3089610	3089576
900	300	3089681	3089645	3089611	3089577
	450	3089682	3089646	3089612	3089578
	600	3089683	3089647	3089613	3089579
	900	3089684	3089648	3089614	3089580
1000	300	3089685	3089649	3089615	3089581
	450	3089686	3089650	3089616	3089582
	600	3089687	3089651	3089617	3089583
	900	3089688	3089652	3089618	3089584
1100	300	3089689	3089653	3089619	3089585
	450	3089690	3089654	3089620	3089586
	600	3089691	3089655	3089621	3089587
	900	3089692	3089656	3089622	3089588

- Please indicate order code in your orders.
- Please contact us for special modules.
- Material weights may vary by $\pm 10\%$

DD Modul Cover



DD30				DD45				DD45				DD45			
100	125	150	200	100	125	150	200	100	125	150	200	100	125	150	200
3090209	3090889	3091537	-	3090175	3090853	3091501	-	3090139	3090817	3091465	-	3090105	3090781	3091429	-
3090210	3090890	3091538	-	3090176	3090854	3091502	-	3090140	3090818	3091466	-	3090106	3090782	3091430	-
3090211	3090891	3091539	-	3090177	3090855	3091503	-	3090141	3090819	3091467	-	3090107	3090783	3091431	-
3090212	3090892	3091540	-	3090178	3090856	3091504	-	3090142	3090820	3091468	-	3090108	3090784	3091432	-
3090213	3090893	3091541	3092121	3090179	3090857	3091505	3092089	3090143	3090821	3091469	3092057	3090109	3090785	3091433	3092025
3090214	3090894	3091542	3092122	3090180	3090858	3091506	3092090	3090144	3090822	3091470	3092058	3090110	3090786	3091434	3092026
3090215	3090895	3091543	3092123	3090181	3090859	3091507	3092091	3090145	3090823	3091471	3092059	3090111	3090787	3091435	3092027
3090216	3090896	3091544	3092124	3090182	3090860	3091508	3092092	3090146	3090824	3091472	3092060	3090112	3090788	3091436	3092028
3090217	3090897	3091545	3092125	3090183	3090861	3091509	3092093	3090147	3090825	3091473	3092061	3090113	3090789	3091437	3092029
3090218	3090898	3091546	3092126	3090184	3090862	3091510	3092094	3090148	3090826	3091474	3092062	3090114	3090790	3091438	3092030
3087365	3090899	3091547	3092127	3087366	3090863	3091511	3092095	3090149	3090827	3091475	3092063	3087367	3090791	3091439	3092031
3090219	3090900	3091548	3092128	3090185	3090864	3091512	3092096	3090150	3090828	3091476	3092064	3090115	3090792	3091440	3092032
3090220	3090901	3091549	3092129	3090186	3090865	3091513	3092097	3090151	3090829	3091477	3092065	3090116	3090793	3091441	3092033
3090221	3090902	3091550	3092130	3090187	3090866	3091514	3092098	3090152	3090830	3091478	3092066	3090117	3090794	3091442	3092034
3090222	3090903	3091551	3092131	3090188	3090867	3091515	3092099	3090153	3090831	3091479	3092067	3090118	3090795	3091443	3092035
3090223	3090904	3091552	3092132	3090189	3090868	3091516	3092100	3090154	3090832	3091480	3092068	3090119	3090796	3091444	3092036
3090224	3090905	3091553	3092133	3090190	3090869	3091517	3092101	3090155	3090833	3091481	3092069	3090120	3090797	3091445	3092037
3090225	3090906	3091554	3092134	3090191	3090870	3091518	3092102	3090156	3090834	3091482	3092070	3090121	3090798	3091446	3092038
3087362	3090907	3091555	3092135	3087363	3090871	3091519	3092103	3090157	3090835	3091483	3092071	3087364	3090799	3091447	3092039
3090226	3090908	3091556	3092136	3090192	3090872	3091520	3092104	3090158	3090836	3091484	3092072	3090122	3090800	3091448	3092040
3090227	3090909	3091557	3092137	3090193	3090873	3091521	3092105	3090159	3090837	3091485	3092073	3090123	3090801	3091449	3092041
3090228	3090910	3091558	3092138	3090194	3090874	3091522	3092106	3090160	3090838	3091486	3092074	3090124	3090802	3091450	3092042
3090229	3090911	3091559	3092139	3090195	3090875	3091523	3092107	3090161	3090839	3091487	3092075	3090125	3090803	3091451	3092043
3090230	3090912	3091560	3092140	3090196	3090876	3091524	3092108	3090162	3090840	3091488	3092076	3090126	3090804	3091452	3092044
3090231	3090913	3091561	3092141	3090197	3090877	3091525	3092109	3090163	3090841	3091489	3092077	3090127	3090805	3091453	3092045
3090232	3090914	3091562	3092142	3090198	3090878	3091526	3092110	3090164	3090842	3091490	3092078	3090128	3090806	3091454	3092046
3090233	3090915	3091563	3092143	3090199	3090879	3091527	3092111	3090165	3090843	3091491	3092079	3090129	3090807	3091455	3092047
3090234	3090916	3091564	3092144	3090200	3090880	3091528	3092112	3090166	3090844	3091492	3092080	3090130	3090808	3091456	3092048
3090235	3090917	3091565	3092145	3090201	3090881	3091529	3092113	3090167	3090845	3091493	3092081	3090131	3090809	3091457	3092049
3090236	3090918	3091566	3092146	3090202	3090882	3091530	3092114	3090168	3090846	3091494	3092082	3090132	3090810	3091458	3092050
3090237	3090919	3091567	3092147	3090203	3090883	3091531	3092115	3090169	3090847	3091495	3092083	3090133	3090811	3091459	3092051
3090238	3090920	3091568	3092148	3090204	3090884	3091532	3092116	3090170	3090848	3091496	3092084	3090134	3090812	3091460	3092052
3090239	3090921	3091569	3092149	3090205	3090885	3091533	3092117	3090171	3090849	3091497	3092085	3090135	3090813	3091461	3092053
3090240	3090922	3091570	3092150	3090206	3090886	3091534	3092118	3090172	3090850	3091498	3092086	3090136	3090814	3091462	3092054
3090241	3090923	3091571	3092151	3090207	3090887	3091535	3092119	3090173	3090851	3091499	3092087	3090137	3090815	3091463	3092055
3090242	3090924	3091572	3092152	3090208	3090888	3091536	3092120	3090174	3090852	3091500	3092088	3090138	3090816	3091464	3092056

• Please indicate order code in your orders. • Please contact us for special modules.
 • Material weights may vary by ± 10%

E-LINE KCA OG

Fittings Cover ID Vertical Inside Covers SS Codes

ID Modul Cover



Width (mm)	Radius (mm)	ID30	ID45	ID60	ID90
150	300	3089934	3089900	3089864	3089830
	450	3089935	3089901	3089865	3089831
	600	3089936	3089902	3089866	3089832
	900	3089937	3089903	3089867	3089833
200	300	3089938	3089904	3089868	3089834
	450	3089939	3089905	3089869	3089835
	600	3089940	3089906	3089870	3089836
	900	3089941	3089907	3089871	3089837
300	300	3089942	3089908	3089872	3089838
	450	3089943	3089909	3089873	3089839
	600	3087359	3087360	3089874	3087361
	900	3089944	3089910	3089875	3089840
450	300	3089945	3089911	3089876	3089841
	450	3089946	3089912	3089877	3089842
	600	3089947	3089913	3089878	3089843
	900	3089948	3089914	3089879	3089844
600	300	3089949	3089915	3089880	3089845
	450	3089950	3089916	3089881	3089846
	600	3087356	3087357	3089882	3087358
	900	3089951	3089917	3089883	3089847
750	300	3089952	3089918	3089884	3089848
	450	3089953	3089919	3089885	3089849
	600	3089954	3089920	3089886	3089850
	900	3089955	3089921	3089887	3089851
900	300	3089956	3089922	3089888	3089852
	450	3089957	3089923	3089889	3089853
	600	3089958	3089924	3089890	3089854
	900	3089959	3089925	3089891	3089855
1000	300	3089960	3089926	3089892	3089856
	450	3089961	3089927	3089893	3089857
	600	3089962	3089928	3089894	3089858
	900	3089963	3089929	3089895	3089859
1100	300	3089964	3089930	3089896	3089860
	450	3089965	3089931	3089897	3089861
	600	3089966	3089932	3089898	3089862
	900	3089967	3089933	3089899	3089863

- Please indicate order code in your orders.
- Please contact us for special modules.
- Material weights may vary by $\pm 10\%$

E-LINE KCA OG

Fittings Cover YT And AD SS Codes

YT Cover



AD Cover



Width (mm)	Radius (mm)	YT
150	300	3089383
	450	3089384
	600	3089385
	900	3089386
200	300	3089387
	450	3089388
	600	3089389
	900	3089390
300	300	3089391
	450	3089392
	600	3087355
	900	3089393
450	300	3089394
	450	3089395
	600	3089396
	900	3089397
600	300	3089398
	450	3089399
	600	3087354
	900	3089400
750	300	3089401
	450	3089402
	600	3089403
	900	3089404
900	300	3089405
	450	3089406
	600	3089407
	900	3089408
1000	300	3089409
	450	3089410
	600	3089411
	900	3089412
1100	300	3089413
	450	3089414
	600	3089415
	900	3089416

Width (mm)	Radius (mm)	AD
150	300	3090277
	450	3090278
	600	3090279
	900	3090280
200	300	3090281
	450	3090282
	600	3090283
	900	3090284
300	300	3090285
	450	3090286
	600	3090287
	900	3090288
450	300	3090289
	450	3090290
	600	3090291
	900	3090292
600	300	3090293
	450	3090294
	600	3090295
	900	3090296
750	300	3090297
	450	3090298
	600	3090299
	900	3090300
900	300	3090301
	450	3090302
	600	3090303
	900	3090304
1000	300	3090305
	450	3090306
	600	3090307
	900	3090308
1100	300	3090309
	450	3090310
	600	3090311
	900	3090312

- Please indicate order code in your orders.
- Please contact us for special modules.
- Material weights may vary by $\pm 10\%$

E-LINE KCA OG

Fittings Middle Reduction Cover SS Codes

MR



WS	WP	MR			
		100	125	150	200
150	200	3092643	3092293	3092401	-
	300	3092644	3092294	3092402	-
	450	3092645	3092295	3092403	-
	600	3092646	3092296	3092404	-
	750	3092647	3092297	3092405	-
	900	3092648	3092298	3092406	-
	1000	3092649	3092299	3092407	-
	1100	3092650	3092300	3092408	-
200	300	3092651	3092301	3092409	3092493
	450	3092652	3092302	3092410	3092494
	600	3092653	3092303	3092411	3092495
	750	3092654	3092304	3092412	3092496
	900	3092655	3092305	3092413	3092497
	1000	3092656	3092306	3092414	3092498
	1100	3092657	3092307	3092415	3092499
300	450	3092658	3092308	3092416	3092500
	600	3092659	3092309	3092417	3092501
	750	3092660	3092310	3092418	3092502
	900	3092661	3092311	3092419	3092503
	1000	3092662	3092312	3092420	3092504
	1100	3092663	3092313	3092421	3092505
450	600	3092664	3092314	3092422	3092506
	750	3092665	3092315	3092423	3092507
	900	3092666	3092316	3092424	3092508
	1000	3092667	3092317	3092425	3092509
	1100	3092668	3092318	3092426	3092510
600	750	3092669	3092319	3092427	3092511
	900	3092670	3092320	3092428	3092512
	1000	3092671	3092321	3092429	3092513
	1100	3092672	3092322	3092430	3092514
750	900	3092673	3092323	3092431	3092515
	1000	3092674	3092324	3092432	3092516
	1100	3092675	3092325	3092433	3092517
900	1000	3092676	3092326	3092434	3092518
	1100	3092677	3092327	3092435	3092519
1000	1100	3092678	3092328	3092436	3092520

- Please indicate order code in your orders.
- Please contact us for special modules.
- Material weights may vary by $\pm 10\%$

E-LINE KCA OG

Fittings Middle Reduction Cover SS Codes

LR



WS	WP	LR			
		100	125	150	200
150	200	3092607	3092257	3092365	-
	300	3092608	3092258	3092366	-
	450	3092609	3092259	3092367	-
	600	3092610	3092260	3092368	-
	750	3092611	3092261	3092369	-
	900	3092612	3092262	3092370	-
	1000	3092613	3092263	3092371	-
	1100	3092614	3092264	3092372	-
200	300	3092615	3092265	3092373	3092465
	450	3092616	3092266	3092374	3092466
	600	3092617	3092267	3092375	3092467
	750	3092618	3092268	3092376	3092468
	900	3092619	3092269	3092377	3092469
	1000	3092620	3092270	3092378	3092470
	1100	3092621	3092271	3092379	3092471
300	450	3092622	3092272	3092380	3092472
	600	3092623	3092273	3092381	3092473
	750	3092624	3092274	3092382	3092474
	900	3092625	3092275	3092383	3092475
	1000	3092626	3092276	3092384	3092476
	1100	3092627	3092277	3092385	3092477
450	600	3092628	3092278	3092386	3092478
	750	3092629	3092279	3092387	3092479
	900	3092630	3092280	3092388	3092480
	1000	3092631	3092281	3092389	3092481
	1100	3092632	3092282	3092390	3092482
600	750	3092633	3092283	3092391	3092483
	900	3092634	3092284	3092392	3092484
	1000	3092635	3092285	3092393	3092485
	1100	3092636	3092286	3092394	3092486
750	900	3092637	3092287	3092395	3092487
	1000	3092638	3092288	3092396	3092488
	1100	3092639	3092289	3092397	3092489
900	1000	3092640	3092290	3092398	3092490
	1100	3092641	3092291	3092399	3092491
1000	1100	3092642	3092292	3092400	3092492

• Please indicate order code in your orders. • Please contact us for special modules.
 • Material weights may vary by $\pm 10\%$

E-LINE KCA OG

Fittings Right Side Reduction Cover SS Codes

RR



WS	WP	RR			
		100	125	150	200
150	200	3092185	3092221	3092329	-
	300	3092186	3092222	3092330	-
	450	3092187	3092223	3092331	-
	600	3092188	3092224	3092332	-
	750	3092189	3092225	3092333	-
	900	3092190	3092226	3092334	-
	1000	3092191	3092227	3092335	-
	1100	3092192	3092228	3092336	-
200	300	3092193	3092229	3092337	3092437
	450	3092194	3092230	3092338	3092438
	600	3092195	3092231	3092339	3092439
	750	3092196	3092232	3092340	3092440
	900	3092197	3092233	3092341	3092441
	1000	3092198	3092234	3092342	3092442
	1100	3092199	3092235	3092343	3092443
300	450	3092200	3092236	3092344	3092444
	600	3092201	3092237	3092345	3092445
	750	3092202	3092238	3092346	3092446
	900	3092203	3092239	3092347	3092447
	1000	3092204	3092240	3092348	3092448
	1100	3092205	3092241	3092349	3092449
450	600	3092206	3092242	3092350	3092450
	750	3092207	3092243	3092351	3092451
	900	3092208	3092244	3092352	3092452
	1000	3092209	3092245	3092353	3092453
	1100	3092210	3092246	3092354	3092454
600	750	3092211	3092247	3092355	3092455
	900	3092212	3092248	3092356	3092456
	1000	3092213	3092249	3092357	3092457
	1100	3092214	3092250	3092358	3092458
750	900	3092215	3092251	3092359	3092459
	1000	3092216	3092252	3092360	3092460
	1100	3092217	3092253	3092361	3092461
900	1000	3092218	3092254	3092362	3092462
	1100	3092219	3092255	3092363	3092463
1000	1100	3092220	3092256	3092364	3092464

- Please indicate order code in your orders.
- Please contact us for special modules.
- Material weights may vary by $\pm 10\%$

Installation Recommendations

Loads:

A correctly designed and specified cable ladder installation should take into account the nature and extent of the loads which will be imposed on the cable ladder system. These loads comprise of dead loads including the selfweight of the cable ladder system, the weight of the cables and secondary equipment attached to the cable ladder, imposed loads which occur during installation of the cable ladder system and during cable pulling operations, and external loads such as wind, snow, & ice.

Cable ladders are often employed in locations where the wind speeds may cause considerable lateral loading and careful consideration must be given to design to ensure a satisfactory installation. An awareness of the worst possible climate conditions is necessary when specifying the correct cable ladder system.

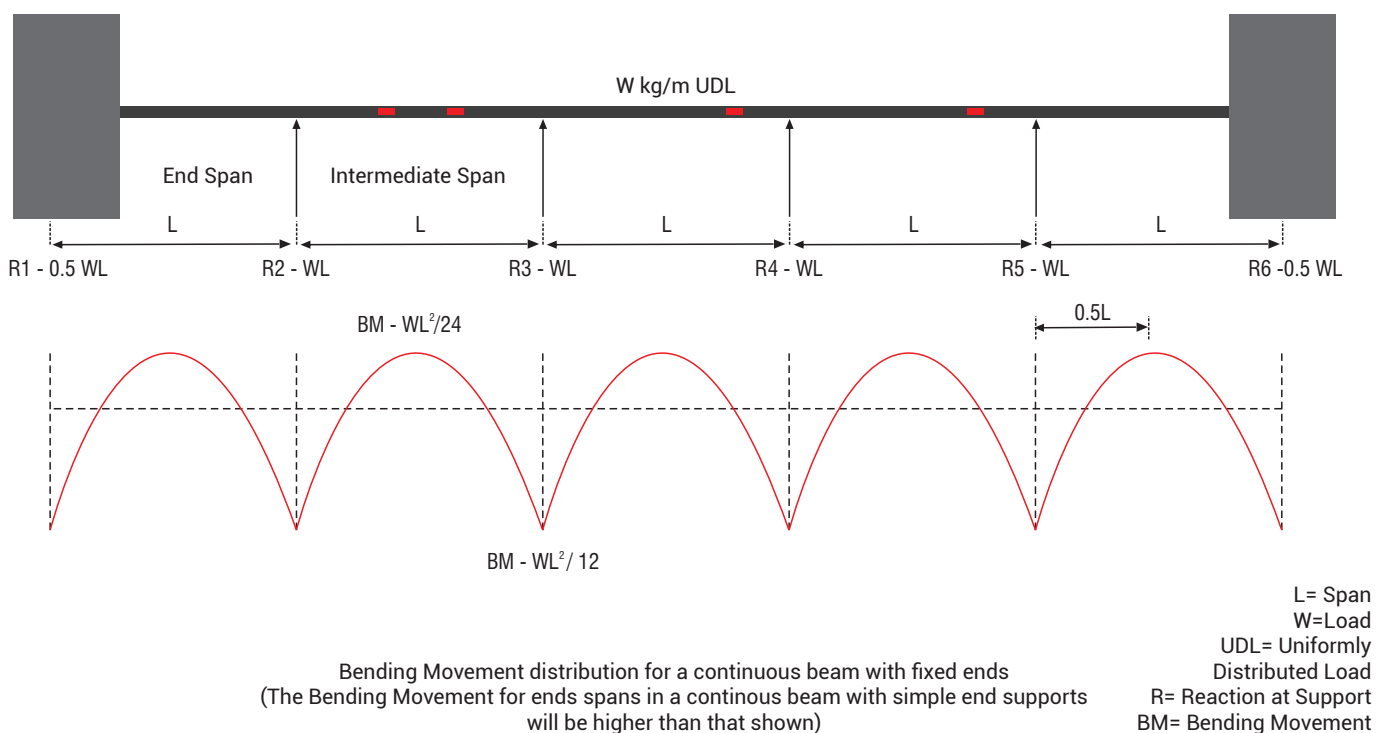
The load-deflection information is based on static loading of the cable ladder installation and does not take into account dynamic effects such as earthquake loading, etc. In designing a cable ladder installation it is good practice to allow at least a 20% excess capacity in a new installation for future expansion. Such a provision is of great economic advantage when there is a later need for additional cables.

Support Spacing:

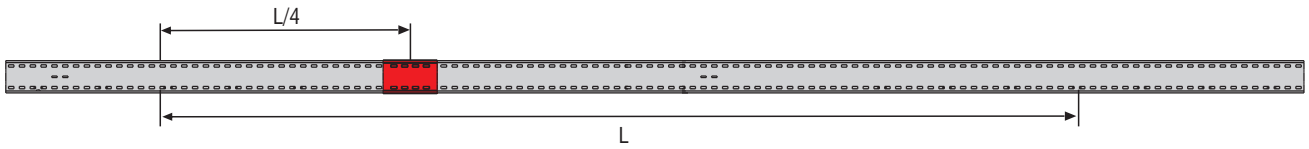
The space between the supports of a cable ladder installation is referred to as the span. Supports for cable ladder should, as far as practicable, be spaced so as to create the most economical load/span ratio to suit the capacity of the cable ladder system. This will give the most advantageous solution when considering procurement and installation costs. As a general rule of thumb, the load-carrying capability of the Cable Ladder system increases as the span decreases, so a lighter duty cable ladder system can be specified for shorter spans. Conversely, a heavier duty Cable Ladder system will need to be specified for longer spans. When considering support positions it should be remembered that it is necessary to support accessories when a change of direction takes place i.e. bends, tees, risers etc. This is to ensure that undue 'corner' cantilever reaction is minimised. Recommendations for the location of supports for Cable Ladder fittings are given in below.

Location of Couplers:

The maximum bending moments acting on a cable ladder run occur in the cable ladder side members at the supports and at the mid span position. For this reason it is good practice to avoid locating couplers in a cable ladder run either directly on supports or at the mid span position. It is also good practice to avoid locating couplers in the end span of a continuous beam installation as the bending moments in the end span are, for simple end support installations, much higher than those found in the intermediate spans. These limitations cannot always be achieved in a cable ladder installation and are not a mandatory requirement for the coupling system where the loading information given in 3.3 is valid irrespective of the location of the couplers. The ideal positions to locate the connections in a cable ladder run are at approximately a quarter of a span from the supports where the bending moment, and hence the stress, are minimal. Positioning the couplers at the quarter span positions is of benefit during installation, assisting in alignment of the cable ladders and allowing unhindered securing of the cable ladder to the supports.



- Please indicate order code in your orders.
- Please contact us for special modules.
- Material weights may vary by $\pm 10\%$



Location of coupler at points of least bending movement (1/4 SPAN)

Support Locations for Fittings:

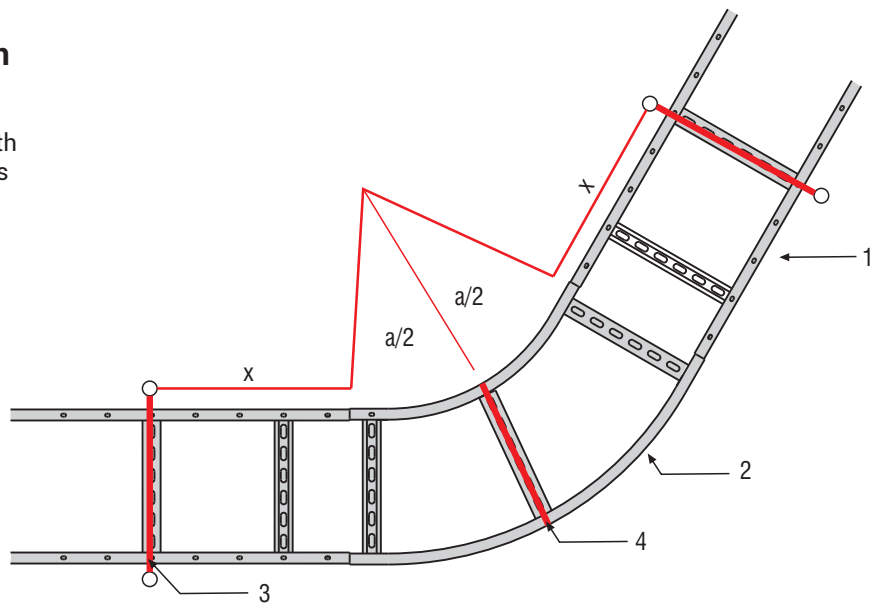
The following illustrations show the recommended support positions when installing cable ladder fittings. The supports should be fully fixed to provide maximum support for the cable ladder fitting. For more specific recommendations relating to particular site installations please contact EAE.

Horizontal Elbow's Support Location

- 1- Straight length tray or ladder
- 2- Fitting of tray or ladder
- 3- Support position under adjacent straight length
- 4- Additional support position under large fittings

$x \leq 600\text{mm}$

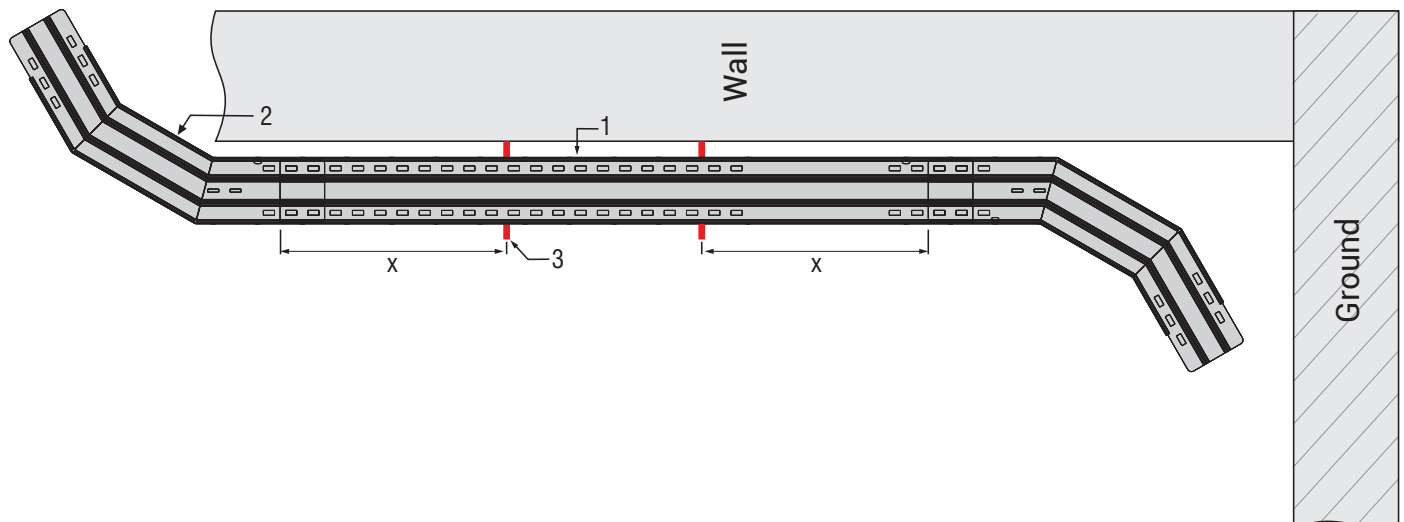
a: Fitting Turning Angle



Vertical Elbow' s Support Location

- 1- Straight length tray or ladder
- 2- Fitting of tray or ladder
- 3- Support position under adjacent straight length

$x \leq 600\text{mm}$



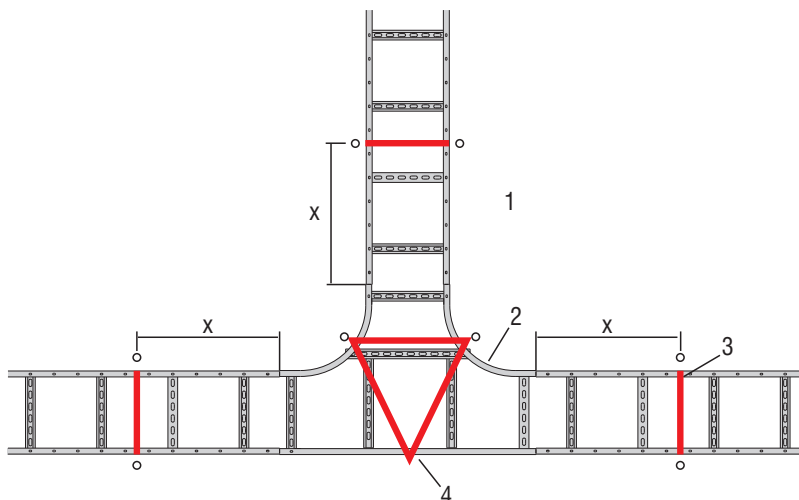
• Please indicate order code in your orders. • Please contact us for special modules.
 • Material weights may vary by $\pm 10\%$

Horizontal Tee's Support Location

- 1- Straight length tray or ladder
- 2- Fitting of tray or ladder
- 3- Support position under adjacent straight length
- 4- Additional support position under large fittings

Radius < 300mm → $x \leq 300\text{mm}$
No need for 4

Radius > 300mm → $x < 600\text{mm}$
+ Triangle Support 4 recommended

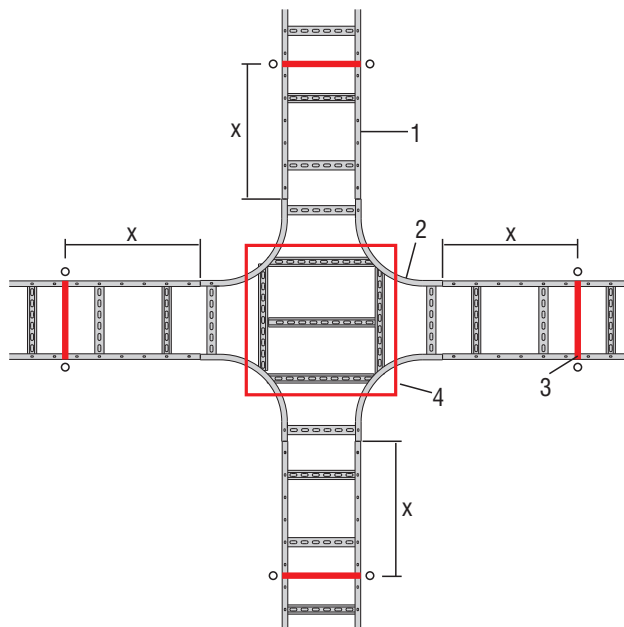


Horizontal Tee's Support Location

- 1- Straight length tray or ladder
- 2- Fitting of tray or ladder
- 3- Support position under adjacent straight length
- 4- Additional support position under large fittings

Radius < 300mm → $x \leq 300\text{mm}$
No need for 4

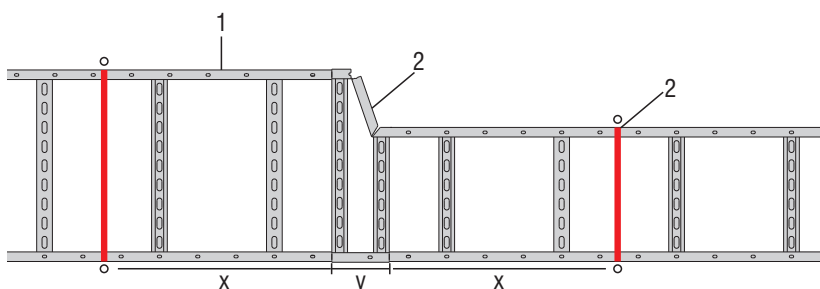
Radius > 300mm → $x < 600\text{mm}$
+ Square Support 4 recommended



Horizontal Reduction's Support Location

- 1- Straight length tray or ladder
- 2- Fitting of tray or ladder
- 3- Support position under adjacent straight length

$y < 500\text{mm}$ → $x \leq 600\text{mm}$



Thermal Expansion & Contraction

Due to the seasonal temperature changes, it is important to consider thermal contraction and expansion during design and installation phase of cable tray/ladder systems. The length of the straight cable ladder run, type of material and the seasonal temperature differential determine the number of expansion splice plates required.

Following steps should be applied during design and installation when considering thermal movements:

1. Determination of maximum spacing between two expansion joints

The distance between expansion splice plates should be calculated either by given table below or the following formula under the table:

TEMPERATURE DIFFERENTIAL (Between hottest and coldest day in a season)	MAXIMUM SPACING BETWEEN EXPANSION SPLICE PLATES (L)			
	Hot Dip Galvanized Carbon Steel	Stainless Steel		Aluminum
ΔT		316	304	
0C	m	m	m	m
10	217	161	148	115
20	108,5	80,5	74	57,5
30	72	53,5	49	38,5
40	54	40	37	29
50	43,5	32	29,5	23
60	36	27	24,5	19
70	31	23	21	16,5
80	27	20	18,5	14
90	24	18	16,5	13
100	22	16	15	11,5

Method 2: Determination by formula

$$L = \frac{C}{\Delta T}$$

L = Distance between two expansion splice plates (m)

ΔT = Temperature difference between the seasonal maximum temperature (T_{max}) and minimum temperature (T_{min}) at the installation site.

C = Coefficient

C = 2170 for hot dip galvanized steel

C = 1607 for 316 stainless steel

C = 1476 for 304 stainless steel

C = 1149 for Aluminum

For an example:

Maximum temperature = +40 0C

Minimum temperature = -10 0C

Temperature differential (ΔT) = 50 0C

With using table, for the 50 0C temperature differential, based on the Hot Dip Galvanized Carbon Steel, expansion splice plates should be fitted at maximum every 43,5m which means that every 7th 6m cable ladder expansion splice plates (giving 42m spacing) should be fitted.

With using formula, $L = C / \Delta T = 2170 / 50 = 43,4m$

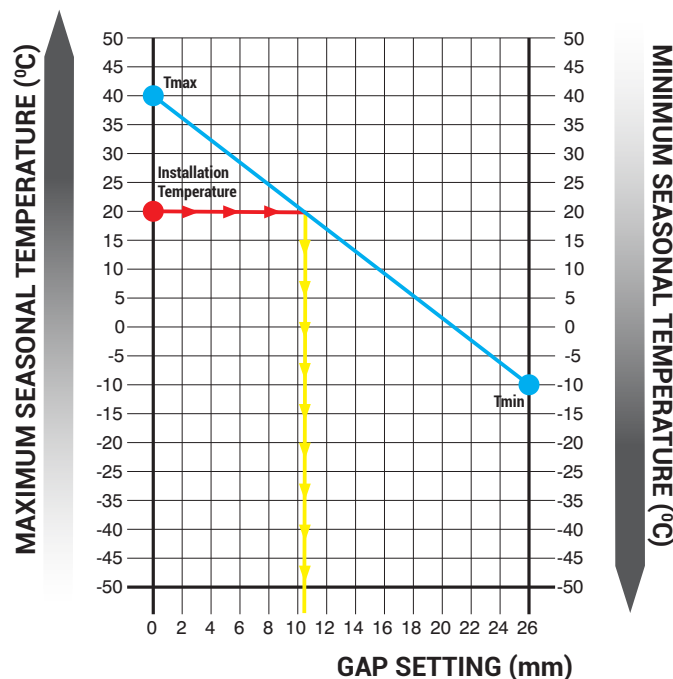
2. Setting Gap

Accurate gap setting at the moment of installation is necessary for proper operation of the expansion splice plates. The gap can be set according to either by given graph below or formula under the graph;

Method 1: Determination gap setting by table

Follow the below steps in order to set accurate gap setting;

- Plot the maximum expected temperature on the maximum temperature.
(Example Value: +40 0C) upper left blue dot
- Plot the minimum expected temperature on the minimum temperature.
(Example Value: -10 0C) lower right blue dot
- Draw a line between the maximum and minimum points. blue line
- Plot the temperature at the moment of installation to determine the gap setting (Example Value: 20 0C),
Example value: 10,1mm



Method 2: Determination gap setting by formula

Follow the below steps in order to set accurate gap setting;

$$S = 25,4 \text{mm} \frac{T_{\max} - T}{T_{\max} - T_{\min}}$$

- T_{max} = Maximum temperature in a season
- T_{min} = Minimum temperature in a season
- T = Temperature at installation moment
- 25,4 is the maximum allowed gap (mm)
- S = Required gap (mm)

For an example:

Maximum temperature = +40 0C

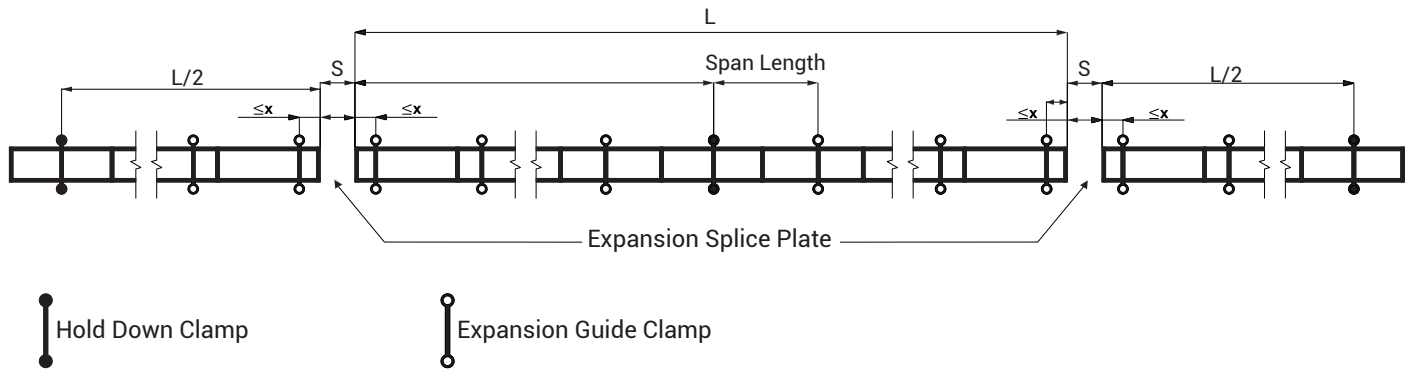
Minimum temperature = -10 0C

Temperature at installation moment = 20 0C

$$S = 25,4 \text{mm} \frac{T_{\max} - T}{T_{\max} - T_{\min}} = 25,4 \times \frac{40 - 20}{40 - (-10)} = 25,4 \times \frac{20}{50} = 10,1 \text{ mm}$$

3. Support Installation

Supports should be located within 600 mm of each side of the expansion splice plates. The expansion guide clamp should allow ladder to slide during thermal movements. 1 pc M10x30 Mushroom head bolt + 1 pc M10 plain washer + 2 pcs hex. head nuts should be used to supply lock nut solution and prevent self-loosening. EAE Cable Ladders are capable of carrying loads in between two supports close to expansion splice plates. Consult our Technical Office for details about the installation requirements of expansion splice plates.



S : Gap setting(Thermal Expansion & Constraction)-Step-1

L : Maksimum Spacing between Expansion Joints(Thermal Expansion & Constraction)-Step-2

X : Supports and Expansion Guide should be located within 600mm(2ft.) of each side of vertical adjustable splice plates.

*Number of Expansion Guides required for length "L"

$$= \left(\frac{L}{\text{Span Length}} - 1 \right) \times 2$$

Calculation Example;

Let L length be 42m from(Thermal expansion&Constraction-Determining of max. spacing between two expansion joints)

Span length is 6m.

Number of expansion guides required for length "L"

$$= ((42/6) - 1) \times 2 = 12 \text{ pieces}$$

*Number of Hold-down Clamp required for length "L"

2 pieces hold-down clamp required.

NOTE:

EAE products KCA OG SDE, ME and EXPANSION Joint provide electrical continuity according to IEC 61537 & NEMA VE 1. The use of bonding jumper depends on the customer's request.

NEMA CLASS DESIGNATIONS

According to NEMA VE-1, standard class of cable ladders are classified according to load capacities associated with the support spacing as shown on "Table 1 Span/Load Class Designation-U.S.A" which is most commonly used.

NEMA VE-1 2017 Table 1: SPAN/LOAD CLASS DESIGNATION - USA					
Load, kg/m (lb./ ft.)	Span, m (ft.)				
	1.5 (5)	2.4 (8)	3.0 (10)	3.7 (12)	6.0 (20)
37 (25)	5AA	8AA	10AA	12AA	20AA
74 (50)	5A	8A	10A	12A	20A
112 (75)	-	8B	-	12B	20B
149 (100)	-	8C	-	12C	20C

NEMA VE-1 2017 Table 2: SPAN/LOAD CLASS DESIGNATION - CANADA							
Load, kg/m (lb./ ft.)	Span, m (ft.)						
	1.5 (5)	2.0	2.5	3.0 (10)	4.0	5.0	6.0 (20)
37 (25)				A			
45 (30)			A				
62 (42)		A					
67 (45)							D
82 (55)						D	
97 (65)				C			
99 (67)	A						
112 (75)							E
113 (76)					D		
119 (80)			C				
137 (92)						E	
164 (110)		C					
179 (120)				D			
189 (127)					E		
259 (174)	C						
299 (200)				E			

Corrosion Categories As Per DIN EN ISO 12944

Corrosion Category	Typical Indoor Ambient	Typical Outdoor Ambient	Corrosion Load	Average Zinc Layer	Suitable Coating Type
C1	Buildings with fresh air and air conditioning such as Offices, Department Stores, Schools, Hotels	-	Very Low	<0,1 m/year	TS EN 10346 TS EN 10143 PREGALVANIZE
C2	Unheated building where condensation may happen, for example: Warehouses, fitness centres	Environments where less pollution exists.	Low	0,1 - 0,7 m/year	TS EN 10346 TS EN 10143 PREGALVANIZE
C3	Environments where high humidity levels and partial air pollution exist	Metropolitan and industrial environments, moderately polluted areas due to sulphur dioxide, sea-side resorts with low salt concentration.	Mild	0,7 - 2,1 m/years	TS EN ISO 1461 HOT-DIP
C4	Chemical facilities, swimming pools, facilities over the sea.	Industrial zones and zones with low salt concentration	Strong	2,1 - 4,2 m/years	TS EN ISO 1461 HOT-DIP
C5	Buildings or zones where continuous condensation and strong pollution is possible.	Industrial zones where high humidity and an aggressive environment is possible	Very Strong	4,2 - 8,4 m/years	Duplex (Hot-Dip+ Electrostatic Powder Paint Coating) or 316L-Stainless
C6	Buildings or zones where continuous condensation occurs and strong pollution is probable.	Sea shores with a high salt concentration or open sea environments.	Extremely Strong	>4,2 - 8,4 m/years	Duplex (Hot-Dip+ Electrostatic Powder Paint Coating) or 316L-Stainless

Chemical Corrosion Protection

Chemical	Galvanised	Aluminium	304	316	Plastic
Benzene	N/A	R	R	R	NR
Carbon Tetrachloride	N/A	C	R	R	C
Gasoline	R	R	R	R	C
Hydrochloric Acid 40%	NR	NR	NR	NR	C
Hydrochloric Acid 10%	NR	NR	NR	NR	R
Hydrochloric Acid 2%	NR	NR	NR	NR	R
Hydrogen Peroxide 30%	N/A	R	R	R	C
Hydrogen Peroxide 3%	N/A	R	R	R	C
Hydrogen Sulphide (Gas)	N/A	R	C	R	R
Mineral Spirits	N/A	R	N/A	N/A	NR
Motor Oil	R	R	R	R	R
Nitric Acid	N/A	C	R	R	C
Phosphoric Acid 2%	NR	C	R	R	R
Sodium Chloride 25%	C	C	R	R	R
Sulphuric Acid 2%	NR	C	NR	R	R
Water: Deionised	C	R	R	R	R
Water: Sea	C	C	R	R	R
Water: Tap	R	R	C	C	R

r : Recommended
 C : Conditions dependant
 nr : Not Recommended
 n/a : Info not available

The above Corrosion Chart shows the likelihood of a particular material being suitable for an environment with a certain chemical present.

Used in conjunction with field tests and inspecting actual environmental conditions, the Corrosion Chart should assist in determining which materials and finishes can be selected to avoid high levels of corrosion.

However, information displayed in the chart can be used as a guide for comparison only, as subtle variables can influence the performance of these materials under certain conditions.

Dissimilar Metal's Corrosion

When iron is extracted from its ore, a fundamental common tendency of nature is immediately reversed. Iron and steel unprotected will corrode in most environments, thus returning to their natural states.

- All metal surfaces exposed to the environment are affected by corrosion. Corrosion is the deterioration of metals by direct chemical or electrochemical attack. The three commonly recognised forms of corrosion are:
- Direct chemical attack which can best be handled by not allowing the chemical attack agent to come into contact with the metal (see chart for further information).
- Electrochemical attack or electrical current flow through the metal is a common form of cable tray corrosion. It occurs in the presence of a conducting agent, or electrolyte. Usually this electrolyte is made up of a combination of rain, orsprays mixed with an industrial residue and chemical deposits.
- A third form of corrosion is Bimetallic Electrochemical corrosion, commonly referred to as galvanic corrosion. Although not normally a problem with cable trays, it can become a problem when two dissimilar metals come in contact in the presence of an electrolyte. Corrosion is reasonably preventable. Through selection and use of the appropriate product, material and protective finishes, savings can be made in plant maintenance costs by deferring the longer term replacement of the cable support systems. This catalogue is designed to assist you in protecting your cable support products through the correct selection of materials based on the prevalent conditions. Information is provided outlining whichmetals are safe to put into contact with each other, and how various steel products react to the exposureof certain chemicals.

The Table of Dissimilar Metals groups metalsthat have little galvanic effect on each other andare therefore relatively safe to put into contact.

The groups have been arranged with the corroded(ANODIC) metals at the top, and the protected(CATHODIC) metals at the bottom.

Any metal in the group above would corrode when in contact with a metal in the group below. Avoid pairing metals from widely separated groups, as the risk of corrosion will be greater. By using this table as a guide and analysing the local conditions of each site, it is more likely that a wise decision concerning material and finish selection can be made to minimise direct chemical attack and electrochemical corrosion.

	<p>CORRODED END (ANODIC) MAGNESIUM ZINC ALUMINIUM 1100 CADMIUM ALUMINIUM 2017</p>
	<p>STEEL/IRON LEAD/TIN NICKEL BRASS/COPPER/BRONZE SILVER SOLDER STAINLESS STEEL 304/STAINLESS STEEL 316 TITANIUM SILVER GRAPHITE/GOLD/PLATINUM PROTECTED END (CATHODIC)</p>

Design & Deflection

E-Line KCA OG cable ladder sections are designed and manufactured to achieve the loading requirements of the IEC 61537, and are available in various load and span performances. A sample of each section has been tested and certified by a DEKRA approved facility, ensuring that we continue to provide the benchmark in product performance.

All reported results are based on uniformly distributed static loads. 150 mm and 200 mm Height KCA OG ladders are suitable for NEMA 20C standard. Whilst NEMA publication does not specify a limitation on deflection, a guide to deflection has been included for easy reference. All cable support deflections, within this catalogue, pertain to continuous cable support systems and do not take into consideration simply supported or end bay sections. It should be noted that the positioning of splice joints and loading techniques can significantly impact upon the actual deflection.

Refer to Nema VE2 installation guidelines for further information. Special consideration should always be given to live loads resulting from cable pulling to ensure this does not exceed the static cable support load limit. All load results detailed in this section have been derived from testing 600mm wide sections of mild steel cable ladders in the various configurations.

Technical Specification

- 1) Cable Ladder shall be used in the places designated in the project for supporting power cables in their horizontal and vertical distribution.
- 2) Side rail of the cable ladder should have these features;
 - Different height according to different load capacity as 100 mm, 125 mm, 150 mm and 200 mm.
 - Height 100 mm has got 1 pc, Height 125, 150 and 200 mm have got 2 pcs of longitude bend lines for upgrade the load capacity.
 - Thickness of the material can be 1,5 mm, 2 mm and 2,5 mm according to load capacity.
 - Finishes and materials can be Hot Dip Galvanized, Silicon Rich Steel Sheet (DG) or Stainless steel according to corrosion protection level.
 - Upper side holes can supply opportunities for mounting cover to ladder, Lower side Holes can help to drainage the water.
- 3) The holes opened on the sides of Cable Ladders for the purpose of making joints shall be 10mm x 25 mm in size.
- 4) The rungs of Cable Ladders shall be welded to the sides at intervals of 300mm.
- 5) The Cable Ladders should be produced in equal lengths of 3m and 6m.
- 6) The rungs of Cable Ladders should be produced in type C Strud.
 - a) C rungs should have a height of 21mm with holes of 13 mm x 25mm opened at intervals of 50mm from centre to centre.
- 7) Finishes;
 - Hot Dip Galvanized ISO EN 1461 : min 45 micron , average 55 micron ZINC
 - Silicon Rich Steel Sheet (DG) 80-120 micron Zinc
- 8) In places where the Cable Ladder descends or ascends, the level adaptation modules or level adaptation Coupler pieces should be used.
- 9) The connection of Cable Ladders to each other should be made by means of two joining pieces for each Ladder. The mounting of all turning pieces to the Cable Ladder should be made using coupler.
- 10) In places where the Cable Ladder changes direction, the 90° horizontal elbows, "T" shaped horizontal connecting pieces and cross shaped horizontal turning pieces should be used.
- 11) In the case of densely placed Cable Ladders, the connections of Cable Ladders of different width should be realized using the "Z" type reduction modules. The central reduction module should comprise two symmetrical pieces. The left and right reduction modules should comprise a combination of one normal reduction piece and one joining piece.
- 12) In the mounting of couplers, the lacquer coated M10 x20 bolt set should be used. The bolts should be round headed, flanged and capable of self locking into their holes. The M10 nuts should be flanged and snug headed.
- 13) For the mounting of both joining modules and reduction modules, 4 joining bolt and nut sets(M10x20) should be used for Cable Ladders having a side height of 100mm, 125mm, 150mm and 200mm.
- 14) Cable ladders should not be walked on or used as walkways.

SAFETY

Heavy duty cable ladders are designed for rugged conditions and can withstand some abuse. However they are not designed or intended for use as walkways or scaffolds and proper working platforms or temporary access scaffolding must be provided for the use of installation personnel.

If any welding of equipment carry out, fumes should be removed with the proper ventilation and operator should wear the protective face mask.

EAE recommends to work under these levels of Zinc Oxide Fumes,

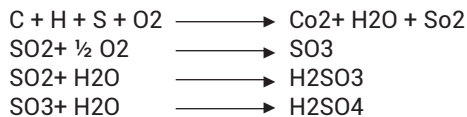
Short Term Exposure : 10 mg/m³

Long Term Exposure : 5 mg/m³

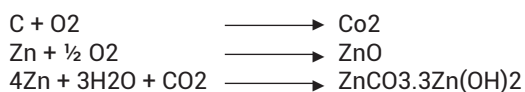
STORAGE

EAE recommends, pallets should be unload and set by Fork Lift Vehicle.

By the virtue of its composition, the galvanized sheet metal is known to be particularly sensitive against the effects of materials of acidic character, polluted air, water and relative humidity present above a certain rate. The service life of galvanized sheet metal is shorter in the industrial areas where the air is densely polluted. The most important element of atmospheric air pollution is sulphur dioxide.



The sulphurous and sulphuric acid forming at various rates reacts with the zinc and causes corrosion in the layer of galvanization. Decreasing the rate of atmospheric pollution or reducing it to zero will not be possible on an individual basis. To prevent the likely corrosion of the galvanized layer due to air pollution in stockpiling will be possible only by stockpiling the galvanized sheet metal in well protected warehouses. The matter causing the greatest concern regarding galvanized sheet steel are the white coloured spots called white rust, which develop on the surface of sheet metal during the course of stockpiling. Its development, however, can be minimized, even completely eliminated, by taking proper measures. The white rust is the result of a chemical reaction between zinc and the carbon dioxide, oxygen and water or moisture in the air.



The white rust phenomenon occurs during the stockpiling of galvanized sheet metal as a result of combined action of above-stated parameters and mostly in the case of stock-piled sheet metal. As the air with a high rate of moisture will be trapped between the pieces of stacked sheet metal, any differences in temperature will cause the trapped air to reach the dew point, leading to formation of droplets of water on the surfaces of sheet metal pieces. As a result, the oxygen dissolved in water will react with Zn to produce zinc hydroxide while the carbon dioxide present in the air will react with zinc to produce zinc carbonate. The combined result of these two reactions will lead to the development of zinc carbonate zinc hydroxide, called white rust.

In order to protect the stacked sheet metal against the effects of white rust for a certain period of time, although not for long, the pieces of sheet metal are subjected to a process named passivation. During this process, a protective film is produced on the surface of galvanized sheet metal through a chemical reaction. That protective film will protect the galvanized sheet metal against the formation of white rust for a certain period of time. In order to ensure said protection, however, the following conditions must be strictly observed.

- Stacked sheet metal must never be allowed to come in contact with water.
- There must be sufficient space provided for continuous circulation of air in the place where they are stacked.
- There must be sufficient space provided for proper circulation of air between the stacks of sheet metal (min 300mm between the two stacks).
- The temperature differences in the places of stockpiling must be small (between 5-10°C).
- The relative humidity in the places of stockpiling must not exceed 70%.
- The sheet metal must not be stockpiled in places where there is air pollution.
- Where the stacked sheet metal is to be stockpiled for long periods of time, each piece of sheet metal must be examined periodically, and any droplets of water likely to be formed on the surfaces of sheet metal must be wiped off and the surfaces must be dried.
- The stacks must be placed, without fail, on wooden pallets or props as to prevent the sheet metal to come in contact with the floor.

When the above conditions are fulfilled, it will be possible to ensure proper circulation of air in the place of stockpiling, thereby ensuring the formation of white rust at a reduced level.

PACKAGING

Standard Packing

Cable Trays&Ladders and Modules are packed using wooden pallets in order to ensure safe transportation to site. After being stacked on the wooden pallets the products are bound to the pallet using PVC strapping to prevent the goods sliding from the pallet. Wooden laths nailed on the sides and onto the pallet ensure protection against forces that may possibly come from above and sides.

The specially designed wooden framework enables lifting of the pallet by fork lift vehicle from either side or one end only. It is also designed to prevent insertion of the forks between components which will cause damage



Support and suspension equipment used in the installation of the cable tray is covered using shrink wrap. Packages do not contain more than a total weight of 25 kg of product to facilitate the ease of transport. Product amount within the package are stuck onto the package are arranged in 10 units or tenfold unit to facilitate counting. Labels containing the code, Description, small technical drawing of the product and specifying the content and amount within the package are adhered onto the packages for easy product identification. Small product packages then are stacked onto wooden pallet and wrapped against scattering and supported on the sides using PVC strapping.



Accessories such as joint components, screws, nuts, dowels etc, are packed within cardboard parcels. In order to prevent screws, nuts, washers and dowels from rusting, they firstly are put into nylon bags. All parcels are prepared not exceeding 25kg and are identified by labels indicating product information. Small product packages then are stacked onto wooden pallet and wrapped against scattering and supported on the sides using PVC strapping.

All pallets are identified with labels indicating product information contained within. Pallet labels also contain customer information and pallet total weight.

Package type above is for large scale projects. It may differ for small deliveries and warehouses.

CE DECLARATION OF CONFORMITY

Product Group Cable Trays, Cable Ladders and Accessories

Manufacturer EAE Elektrik Asansor End. Insaat San. ve Tic. A.S.
Akcaburgaz Mahallesi, 3114. Sokak,
No:10 34522 Esenyurt-Istanbul

This is to attest, under our sole responsibility, that the aforementioned products conforms with the following regulations and standards.

Standard :

TS EN 61537

"Cable Tray Systems and Cable Ladder Systems"

CE- Directive:

2014/35/EU "Electrical equipment designed for use within certain voltage limits"

Technical Document Preparation Official:

EAE Elektrik Asansor End. Insaat San. ve Tic. A.S.
Akcaburgaz Mahallesi, 3114. Sokak, No:10 34522 Esenyurt-Istanbul

Mustafa AKÇELİK

Date:

13.08.2025

Document Signing Authority

Elif Gamze KAYA OK
Assistant General Manager



TSE TÜRK STANDARDLARI ENSTİTÜSÜ TÜRK STANDARDLARINA UYGUNLUK BELGESİ TURKISH STANDARDS INSTITUTION CERTIFICATE OF CONFORMITY TO TURKISH STANDARDS	
Markanın Tamımı Description of the Mark	TSE  T S E
REFERENCE NUMBER OF LICENCE	000287-TSE-04/07
DATE OF FIRST ISSUE OF LICENCE	21.01.2010
LICENCE VALID UNTIL	02.04.2026
NAME OF THE LICENCE HOLDER	EAE ELEKTRİK ASANSÖR ENDÜSTRİSİ İNŞAAT SANAYİ VE TİCARET ANONİM ŞİRKETİ
ADDRESS OF THE LICENCE HOLDER	AKÇABURGAZ MAH. 3114 SOK. NO: 10 ESENYURT İSTANBUL/TÜRKİYE
NAME OF THE MANUFACTURING PLACE	EAE ELEKTRİK ASANSÖR ENDÜSTRİSİ İNŞAAT SANAYİ VE TİCARET ANONİM ŞİRKETİ
ADDRESS OF THE MANUFACTURING PLACE	ORGANİZE DİLOVASI K
INDICATION OF SUPERSEDED LICENCE (IF ANY)	000287-TSİ
REGISTERED TRADEMARK	EAE
RELATED TURKISH STANDARD	TS EN 61537
SCOPE OF LICENCE	- CABLE TRAY AND SYSTEM CLASS C, METALLIC COATED, INSTALLATION AND OPERATING TEMPERATURES -20°C 50 J IMPACT RESISTANCE CLASS 8 (ANTI-CORROSION), MADE OF METAL NORMAL DUTY-HEAVY DUTY - UK MODEL Cable Tray Systems (Tray and Component) (Width: from 50 mm to 600 mm. Height: from 40 mm to CORROSION CLASS 5 AND CLASS 8 (Q.A 01.04.2024)
*This certificate indicates that the certified product and the manufacturing place fulfills the requirements designated by our institute. *This certificate, in no way, can be falsified and altered, reproduced in a manner that distorts its legibility, and no erasures and deletions can be done. *TSE İSTANBUL CERTIFICATION DIRECTORATE *Address: Çayyova Tren İstasyonu Yanı ÇAYIROVA/GEBZE* Telephone: 2627231273* Fax: 2627231606 *TSE CERTIFICATION CENTER PRESIDENCY; Address: Necatibey Cad. No / 416 64 27, Fax: 0 312 416 66 17 E-mail: :bmb@tse.org.tr , web : www.tse.org.tr	
You may verify the authenticity and validity of the certificate on https://evrakkontrol.tse.org.tr/BelgeDogrulama.aspx?p=byej9nac	

TSE TÜRK STANDARDLARI ENSTİTÜSÜ TÜRK STANDARDLARINA UYGUNLUK BELGESİ EKİ TURKISH STANDARDS INSTITUTION CERTIFICATE OF CONFORMITY TO TURKISH STANDARDS APPENDIX	
SCOPE OF LICENCE (cont. of certificate no.000287-TSE-04/07): EAE ELEKTRİK ASANSÖR ENDÜSTRİSİ İNŞAAT SANAYİ VE TİCARET ANONİM ŞİRKETİ	
RELATED TURKISH STANDARD TS EN 61537 / 26.06.2007	
- CT MODEL Tray Systems (Tray and Components) (Width: from 50 mm to 600 mm. Height: from 40 mm to 150 mm. Thickness: from 1 mm to 2 mm) (Q.A 12.12.2017) CORROSION CLASS 5 AND CLASS 8 (Q.A 01.04.2024)	
- UKF MODEL Cable Tray Systems (Tray and Components) (Width: from 100 mm to 600 mm. Height: from 40 mm to 60 mm. Thickness: from 0.7 mm to 0.9 mm) CORROSION CLASS 3 FOR PRE-GALVANIZED, 8 for HOT-DIP. (Q.A 12.12.2017)	
CTE MODEL Cable Tray systems (Tray and Components) CLASS C, METALLIC COATED, INSTALLATION AND OPERATING TEMPERATURES -20°C - + 120°C (AS STATED BY THE ENTERPRISE) 20 J IMPACT RESISTANCE, NORMAL DUTY, HEAVY DUTY (Width: From 50 mm to 600 mm. Height: From 40 mm to 100mm.Thickness: From 0,7 mm to 2 mm) CORROSION CLASS 5 for HOT DIP. (Q.A 03.01.2023)	
- UKFG MODEL, UKFC MODEL (with Bolt insert) Cable Tray Systems (Tray and Components) (Width: from 100 mm to 600 mm. Height: from 40 mm to 60 mm. Thickness: from 0.7 mm to 0.9 mm) CORROSION CLASS 3 FOR PRE-GALVANIZED (Q.A 12.12.2017)	
-CABLE TRAY SYSTEMS CLASS B, METALLIC COATED INSTALLATION AND OPERATING TEMPERATURES -20°C - + 120°C (AS STATED BY THE ENTERPRISE) 20 J IMPACT RESISTANCE, MADE OF METAL , HEAVY DUTY	
- UKFE MODEL (with Bolt insert) Cable Tray Systems (Tray and Components) (Width: from 100 mm to 600 mm. Height: from 40 mm to 60 mm. Thickness: from 0.7 mm to 0.9 mm) CORROSION CLASS 3 FOR PRE-GALVANIZED (Q.A 01.04.2024)	
- CTK MODEL Tray Systems (Tray and Components) (Width: from 100 mm to 600 mm. Height: from 60 mm to 100 mm. Thickness: from 1.5 mm to 2 mm) CORROSION CLASS 8 FOR HOT-DIP (Q.A 12.12.2017)	
e-signed 11.03.2025 AKDOĞAN BULUT On Behalf of Certification Centre Director TSE İSTANBUL CERTIFICATION DIRECTOR	
*This certificate indicates that the certified product and the manufacturing place fulfills the requirements designated by our institute. *This certificate, in no way, can be falsified and altered, reproduced in a manner that distorts its legibility, and no erasures and deletions can be done. *TSE İSTANBUL CERTIFICATION DIRECTORATE *Address: Çayyova Tren İstasyonu Yanı ÇAYIROVA/GEBZE* Telephone: 2627231273* Fax: 2627231606 *TSE CERTIFICATION CENTER PRESIDENCY; Address: Necatibey Cad. No:112 06100 Bakanlıklar/ANKARA Telephone: 0 312 416 64 81 / 416 64 27, Fax: 0 312 416 66 17 E-mail: :bmb@tse.org.tr , web : www.tse.org.tr	
You may verify the authenticity and validity of the certificate on https://evrakkontrol.tse.org.tr/BelgeDogrulama.aspx?p=byej9nac	

DEKRA

DEKRA

DEKRA

DEKRA

DEKRA

DEKRA

DEKRA

TEST CERTIFICATE

Issued to: EAE Elektrik Asansör Endustrisi Insaat San. ve Tic. A.S.
Organize Sanayi Bolgesi Mahallesi 6. Cadde Fabrika Binasi-A Blok Apt No:6
41455 Dilovasi / Kocaeli
Türkiye

For the product: Cable bearing systems

Trade name: EAE Elektrik A.S

Type cable ladders: 060 KM 100 ~ 600 / 075 KM 100 ~ 600 / 100 KM 100 ~ 600
125 KM 100 ~ 600 / 150 KM 100 ~ 300

060 KMH 100 ~ 300 / 075 KMH 100 ~ 300 / 100 KMH 100 ~ 300
125 KMH 100 ~ 300 / 150 KMH 100 ~ 300

100 KCA OG 150 ~ 1100 / 125 KCA OG 150 ~ 1100
150 KCA OG 150 ~ 1100 / 200 KCA OG 150 ~ 1100

Ratings: For the classifications see Fires Test Report FIRES-JR-205-14-AUNE (17-02-2015).

Manufactured by: EAE Elektrik Asansör Endustrisi Insaat San. ve Tic. A.S.
Organize Sanayi Bolgesi Mahallesi 6. Cadde Fabrika Binasi-A Blok Apt No:6
41455 Dilovasi / Kocaeli
Türkiye

Subject: Fire behaviour of building materials and elements - Fire resistance of electrical cable systems required.

Requirements: DIN 4102-12:1998

Remarks: This Test Certificate is based on and replaces Test Certificate no. 2265990.02-DTC, dated 25 April 2022 and is valid till 10 February 2028 and expires upon withdrawal of one of the above mentioned standards or after changing the construction, materials or production method.


This Test Certificate is granted on account of an examination by DEKRA, the results of which are laid down in a confidential file no. 229608100 (FIRES Test Report FIRES-JR-205-14-AUNE, dated 17-02-2015).

The examination has been carried out on one single specimen of the product, submitted by the manufacturer. The Attestation does not include an assessment of the manufacturer's production. Conformity of this production with the specimen tested by DEKRA is not the responsibility of DEKRA.

Arnhem, 10 February 2025

Number: 2296081.02-DTC

DEKRA Certification B.V.



H.R.M. Barends
Certification Manager

© Integral publication of this certificate and adjoining reports is allowed.

DEKRA Certification B.V. Meander 1051, 6825 MJ Arnhem P.O. Box 5185, 6802 ED Arnhem, Netherlands
T +31 88 96 83000 F +31 88 96 83100 www.dekra.nl Company registration 09085396

Efectis

TÜRKAK
TÜRK AKREDİTASYON KURUMUTURKISH ACCREDITATION AGENCY
tarafından akredite edilmiştir

EFFECTIS ERA AVRASYA TEST VE BELGELENDİRME A.Ş.

TOSB TAYSAD Organize San. Böl. 1. CD. ,15. Yol No: 1

Şekerpınar – Çayırova, KOCAELİ

DENEY RAPORU

TEST REPORT

AB-0556-T

14.02.2017

RFTR17020

Müşterinin adı/adresi Customer name/address	:	EAE ELEKTRİK ASANSÖR END. İNŞ. VE SAN. TİC. A.Ş. Akçaburgaz Mah. 119. Sok. No:10 Esenyurt, İSTANBUL/TURKEY
İstek numarası Order No.	:	EEA-16-000412-REV2
Numunenin adı ve tarifi Name and identity of test sample	:	Cable System - Power cables fixed on cable trays, cable ladders and clips "EAE"
Numunenin kabul tarihi The date of receipt of sample	:	19.12.2016
Açıklamalar Remarks	:	
Deneyin yapıldığı tarih Date of test	:	26.12.2016
Raporun sayfa sayısı Number of pages of the Report	:	33 (39 pages including appendixes)

Türk Akreditasyon Kurumu(TÜRKAK) deney raporlarının tanınması konusunda Avrupa Akreditasyon Birliği(EA) ve Uluslararası Laboratuvar Akreditasyon Birliği(ILAC) ile karşılıklı tanınma antlaşmasını imzalamıştır.

The Turkish Accreditation Agency(TURKAK) is signatory to the multilateral agreements of the European co-operation for the Accreditation(EA) and of the International Laboratory Accreditation(ILAC) for the Mutual recognition of test reports

Deney ve /veya ölçüm sonuçları, genişletilmiş ölçüm belirsizlikleri (olması halinde) ve deney metotları bu sertifikanın tamamlayıcı kısmı olan takip eden sayfalarda verilmiştir.

The test and/or measurement results, the uncertainties (if applicable) with confidence probability and test methods are given on the following pages which are part of this report

Mühür Seal	Tarih Date	Deney Sorumlusu Person in charge of test	Laboratuvar Müdürü Head of Testing Laboratory
	14.02.2017	 Yusuf ÜSTÜNDAĞ	 Ali BAYRAKTAR

Bu rapor, laboratuvarın yazılı izni olmadan kısmen kopyalanıp çoğaltılamaz.
İmzasız ve mührsüz raporlar geçersizdir.


This report shall not be reproduced other than in full except with the permission of the laboratory. Testing reports without signature and seal are not valid

Phone: +902626581662


Fax: +902626581669

E-mail: turkey@effectis.comWeb: www.effectis.com

FR 1166/B PV00007 /M 2017



A large grid area for taking notes, consisting of a 20x30 grid of small squares.

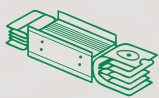


SUSTAINABLE FUTURE

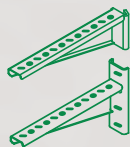
Sustainability Management at EAE Elektrik



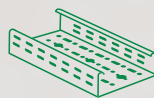
As part of our goal to support sustainable development and green transformation, measuring, evaluating, and managing all economic, environmental, and social impacts resulting from our sustainability practices is a key governance priority for EAE Elektrik. We act with great care in analyzing, monitoring, and managing the economic, environmental, and social impacts and risks that arise throughout our value chain in both our national and global operations.



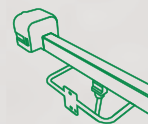
Busbar Systems



Support Systems



Cable Tray Systems



Trolley Busbar Systems



Fit-Out Solutions

"We are working together with all our stakeholders to develop the electrical technologies that will build the future."

You can visit our sustainability website at sustainability.eaeelectric.com



#FutureTogether

EAE Elektrik
Head Office

Akcaburgaz Mahallesi,
3114. Sokak, No: 10 34522
Esenyurt - Istanbul - Turkiye
Tel: +90 (212) 866 20 00
Fax: +90 (212) 886 24 20

EAE DL 1 Factory
Cable Tray

Organize Sanayi Bolgesi Mahallesi,
6. Cadde, No: 2E, 41455
Dilovasi - Kocaeli - Turkiye
Tel: +90 (262) 999 05 55
Fax: +90 (262) 502 05 70



Please visit our website for the updated
version of our catalogues.
www.eaelectric.com



Catalogue 28 - En. / Rev. 08 500 Pcs. 10/02/2026
E.U.

EAE has full right to make any revisions or changes on this catalogue without any prior notice.