

C L A S S I C H E



**AMERICA, BELLINI, BELLINI WOOD, BONAPARTE,  
DANIELI, FORTE, JUVARRA, LUCCHINI, PARODI  
PORTE LACCATE, INCISE E PANTOGRAFATE**  
*LACQUERED, ENGRAVED AND PANTOGRAPHED DOORS*

THE ITALIAN STYLE DOOR



YOUR HOME, YOUR LIFE

# C L A S S I C H E

## UN COLORE NON È MAI UGUALE A SE STESSO

Le porte Dierre possono anche essere personalizzate (a seconda del modello) con i colori RAL e NCS.

La cartella colori RAL è una scala normalizzata molto utilizzata in ambito produttivo, soprattutto nel settore delle finiture e delle vernici. È stata creata nel 1925 dal Reichsausschuss für Lieferbedingungen e i codici RAL sono composti da 4 cifre, raggruppati per migliaia in base alla famiglia di colori.

NCS (Natural Colour System®) è un sistema logico di ordinamento dei colori che si basa sul modo in cui questi sono percepiti ed è riconosciuto in campo internazionale come il linguaggio universale dei colori perché aiuta i professionisti del colore in tutto il mondo, con un linguaggio univoco che non lascia spazio a errori di comunicazione. Per mezzo del Sistema cromatico NCS, infatti, ogni possibile colore di superficie può essere descritto ed identificato con uno speciale codice (Notazione NCS).

Il Sistema NCS si fonda sui sei colori elementari e non associabili a livello percettivo ad alcun altro colore: bianco (W), nero (S), giallo (Y), rosso (R), blu (B) e verde (G). Le notazioni dei colori NCS si basano sulla somiglianza con questi sei colori elementari.

Il sistema RAL cataloga un insieme arbitrario e ristretto di sfumature ben definite e standardizzate, quello NCS invece fornisce un codice in grado di identificare univocamente i 10 milioni di tinte che l'occhio umano è in grado di percepire.

## A COLOUR NEVER FULLY RESEMBLES ITSELF.

*The Dierre doors can also be customized (depending on the model) with RAL and NCS colours.*

*The RAL colour card is a normalized scale very used in manufacturing, especially in the field of finishes and paints. It was created in 1925 by Reichsausschuss für Lieferbedingungen and the RAL codes are composed of 4 digits, grouped by thousands based on the colour group.*

*NCS (Natural Color System®) is a logical colour ordering system based on the way these are perceived and is internationally recognized as the universal language of colours as it helps colour professionals worldwide use a unique language that leaves no room for communication errors. In fact, by means of the NCS chromatic system every possible surface colour can be described and identified through a special code (NCS notation). The NCS System is based on the six elementary colours and cannot be associated to the perceptive level to any other colour: white (W), black (S), yellow (Y), red (R), blue (B) and green (G). The NCS colour notations are based on the similarity with these six elementary colours.*

*The RAL system orders an arbitrary and narrow set of well-defined and standardised shades, the NCS instead provides a code able to univocally identify the 10 million colours that the human eye is able to perceive.*

Le informazioni presenti in questo catalogo possono subire variazioni.

I materiali rappresentati sono puramente indicativi: per la verifica dei colori si rimanda al campionario.

*The information contained in this catalogue may undergo variations.*

*The materials shown are a bare example: for the verification of colours please refer to the sample collection.*

# C L A S S I C H E

Le Classiche Dierre propongono una fresca rivisitazione delle porte per interni tradizionali con struttura in tamburato e rivestimento in MDF. Nove classici Dierre ridisegnati nei motivi e nelle colorazioni, dalle pulite linee geometriche delle Forte di gusto contemporaneo, fino ai sofisticati intagli delle Bonaparte, in perfetto stile impero. Classiche nate per durare nel tempo, grazie alla laccatura delle ante e dei telai, realizzata con strati sovrapposti di vernice poliuretanica che garantisce un'altissima resistenza meccanica contro l'abrasione e protegge dall'attacco della maggior parte degli agenti liquidi. Una gamma disponibile con tre diversi telai: piatto, tondo e rasé.

*The Dierre Classical doors propose a fresh innovation of traditional doors for interiors with hollow structure and MDF veneering. Nine classic Dierre products redesigned in their patterns and colours, from the neat geometric lines of the contemporary style Forte family, up to the sophisticated carvings of the Bonaparte family having a perfect Empire style. Classic and conceived to last in time, thanks to the lacquering of the leaves and frames, made with superimposed layers of polyurethane varnish that ensures high mechanical resistance against abrasion and protects from the attack of most liquid agents. A range available with three different frames: flat, round and flush.*

<b>AMERICA</b>	4
<b>BELLINI</b>	16
<b>BELLINI WOOD</b>	34
<b>BONAPARTE</b>	48
<b>DANIELI</b>	62
<b>FORTE</b>	80
<b>JUVARRA</b>	96
<b>LUCCHINI</b>	112
<b>PARODI</b>	126
PORTA BLINDATA PER INTERNI	
<b>SILENCE</b>	144



AMERICA



America 2 versione frassinata non liscia laccata bianco con maniglia mod. Elle  
America 2 non-smooth ash version lacquered white with Elle model handle

# AMERICA

L'effetto materico degli intagli delle bugne classiche in finitura tipo frassino è amplificato dalla venatura che restituisce l'emozione del legno massello. Un vero classico contemporaneo anche nella versione liscia.

*The material effect of the carvings of classical raised panels in an ash-type finishing is amplified by the grained finish that gives back the emotion of solid wood.*

*A true contemporary classic also in the smooth version.*



Il telaio listellare e il coprifilo multistrato garantiscono una elevata resistenza all'umidità. I coprifili da 9 cm con alette telescopiche da 3 cm compensano perfettamente gli spessori parete fuorimisura e garantiscono la stessa altezza sia sul lato a spingere sia su quello a tirare. L'anta è montata sul telaio assemblato: questo sistema garantisce una veloce posa in opera e permette di evitare errori di misure e di registro della porta.

*The 9 cm casing with 3 cm flap perfectly compensate any uneven wall dimensions and guarantee the same height both on the push and pull side. The wing is mounted on the frame: this assembly system ensures quick installation and allows to avoid errors in the measurement and adjustment of the door.*



Serratura magnetica. Lo scrocco indipendente dal magnete permette sempre la chiusura della porta. Incontro sul telaio di tipo registrabile che agevola la fase di posa in opera.

*Magnetic lock. The latch is independent from the magnet and always allows the closing of the door. Adjustable frame striker that aids the fitting stages.*


Serratura libero/occupato minimale della versione scorrevole Minimal lock of the sliding version

Particolare linguetta di trascinamento Sliding tab detail



Sigillo di autenticità Authenticity seal

Particolare di anubatura tra anta e telaio Hinge details between leaf and frame







**Versione** | America 1  
 versione liscia non frassinata  
**Colore** | Laccato RAL 9018  
**Coprifilo** | M90/T90  
**Variant** | America 1  
 non-ash finishing smooth version  
**Colour** | Lacquered RAL 9018  
**Cover mould** | M90/T90

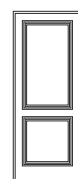


**Versione** | America 2  
 versione frassinata non liscia  
**Colore** | Laccato bianco B011  
 frassinato  
**Coprifilo** | M90/T90  
**Variant** | America 2  
 non-smooth ash version  
**Colour** | Lacquered B011 white  
**Cover mould** | M90/T90




**allestimenti** *lines*

**AMERICA 1**  
LISCIA  
SMOOTH  
VERSION



**AMERICA 2**  
FRASSINATA  
ASH  
VERSION



**soluzioni di apertura** *opening variant*



**Battente singolo**  
*Single leaf*




**Doppio battente**  
*Double leaf*




**Scorrevole interno muro singolo**  
*Single leaf sliding inside the wall*



**Scorrevole interno muro 2 ante**  
*Two opposing leaves sliding inside the wall*




**Scorrevole esterno muro**  
*One leaf sliding outside the wall*




**Scorrevole esterno muro 2 ante**  
*Outside the wall sliding door with two single laves*

**soluzioni telaio in legno**  
*soluzioni telaio in legno*



**TELAIO STANDARD**  
**con cerniera Anuba**  
*STANDARD FRAME with Anuba hinge*




**TELAIO SPECIALE**  
**con cerniera a scomparsa**  
*Special frame with concealed hinge*



**Finitura coordinata  
con il battiscopa**  
*Coordinated finishing  
for skirting*



**Sigillo di autenticità**  
*Authenticity seal*



**Serratura magnetica**  
*Magnetic lock*




**Cerniera a scomparsa  
registrabile su tre assi\***  
*Concealed hinge  
adjustable on three axis\**



**colorazioni laccate** *lacquered colours*

**AMERICA 1**



**Laccato bianco B011**  
*Lacquered white smooth version*



**Laccato RAL\* / NCS**  
*Lacquered RAL\*/NCS*

**AMERICA 2**



**Laccato B011 bianco frassinato**  
*Lacquered B011 white ash version*



**Laccato RAL frassinato\* / NCS**  
*Lacquered RAL\*/NCS ash version*

\* Vedere campionario RAL per codifica colore / See RAL sample for colour coding

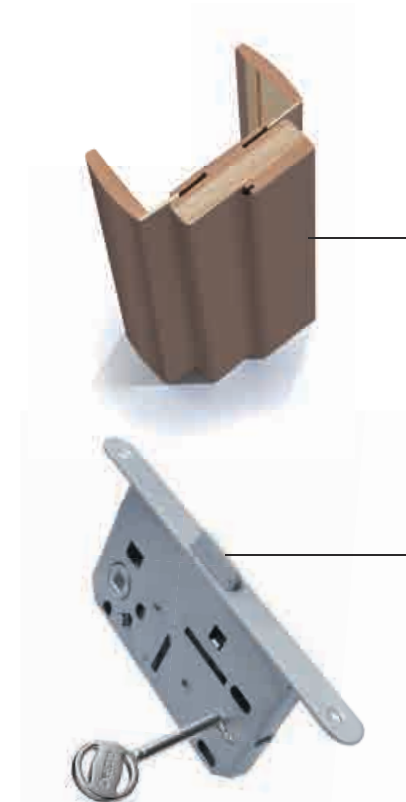
BELLINI



# BELLINI

Una porta classica,  
di stile garbato  
ed eleganza misurata,  
disponibile in un vasto assortimento  
di allestimenti: oltre 40 diversi disegni  
di bugnatura oltre alle finestrature singole,  
multiple e all'inglese.

*A classic door having a gentle  
and elegant style, available  
in a wide assortment of productions:  
over 40 different raised panel patterns  
in addition to single, multiple  
and English-style glazing.*



Telaio a sandwich e coprifili in mdf  
da 8 cm con alette telescopiche da 2 cm

*Sandwich frame and 8 cm MDF casing  
with 2 cm telescopic tabs*

Serratura meccanica centromediana  
con scrocco in teflon antirumore

*Mechanical lock with  
noise-proof teflon latch*

Serratura libero/occupato minimale della versione  
scorrevole *Minimal lock of the sliding version*

Cerniera di tipo Anuba Ø 13  
*Anuba hinge Ø 13*



Sigillo di autenticità  
*Authenticity seal*



Particolare di anubatura tra anta e telaio e  
cappucci copricerniera *Anuba hinges detail  
between wing and frame and hinge cover caps*





**Versione** Bellini A4 cieca  
**Colore** Laccato RAL 6006  
**Coprifilo** M 80 a 45°  
**Variant** Bellini A4 blank  
**Colour** Lacquered RAL 6006  
**Cover mould** M80 at 45°



**Versione** Bellini 3 cieca  
**Colore** Laccato RAL 8029  
**Coprifilo** M 80 a 45°  
**Variant** Bellini 3 blank  
**Colour** Lacquered RAL 8029  
**Cover mould** M80 at 45°



**Versione** Bellini Y finestrata  
 vetro ad infilare  
**Colore** Laccato RAL 1000  
**Coprifilo** M 80 a 45°  
**Variant** Bellini Y glazed door  
 with slide-in-glassa  
**Colour** Lacquered RAL 1000  
**Cover mould** M80 at 45°




**Versione** Bellini A7 cieca  
**Colore** Laccato RAL 1013  
**Coprifilo** M 80 a 45°  
**Variant** Bellini A7 blank  
**Colour** Lacquered RAL 1013  
**Cover mould** M80 at 45°



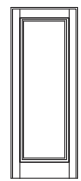
**allestimenti lines**

**BELLINI CIECA LISCIA** *smooth blank*



Bellini U

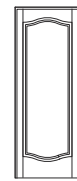
**BELLINI CIECA a bugna unica** *single raised panel*



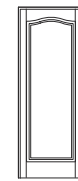
Bellini 1



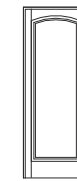
Bellini 9



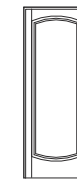
Bellini Q



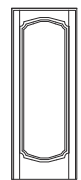
Bellini R



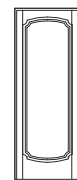
Bellini A4




Bellini A5



Bellini A6

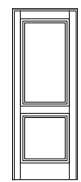


Bellini A7




Bellini A8

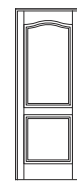
**BELLINI CIECA a due bugne** *two raised panels*




Bellini 2



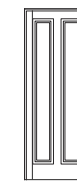
Bellini 6



Bellini 7



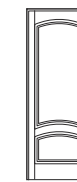
Bellini 8



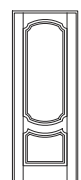
Bellini H



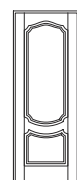
Bellini K




Bellini N




Bellini O



Bellini P



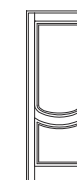
Bellini S



Bellini V



Bellini X



Bellini A3

**BELLINI CIECA a tre bugne** *three raised panels*



Bellini 3



Bellini C



Bellini J




Bellini L



Bellini M



Bellini Y



Bellini Z



Bellini A1



Bellini A2

**BELLINI CIECA a più bugne** *several raised panels*



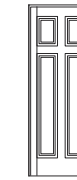
Bellini 4



Bellini 5



Bellini A



Bellini B



Bellini D



Bellini E



Bellini F



Bellini G



Bellini I



Bellini J  
4 riquadri

4 sections



Bellini J  
5 riquadri

5 sections



Bellini L  
4 riquadri

4 sections



Bellini L  
5 riquadri

5 sections



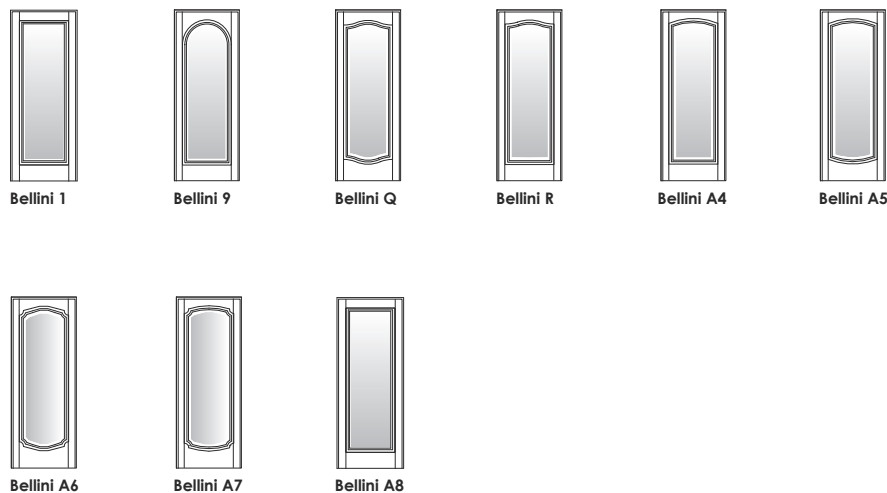
Bellini T




Bellini W

**allestimenti lines**

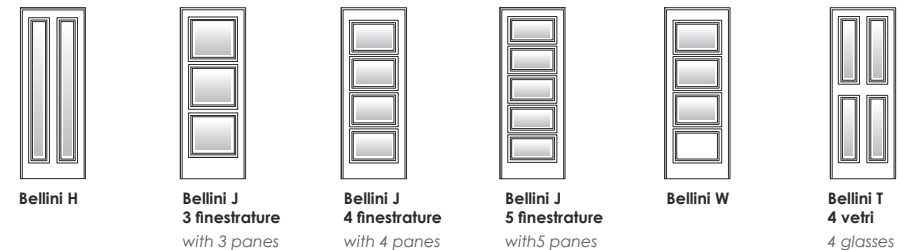
**BELLINI** *finestratura unica (vetro ad infilare) single glazing (glazed door with slide-in glass)*



**BELLINI** *finestrata con bugne (vetro ad infilare) glazing with raised panels (glazed door with slide-in glass)*




**BELLINI** *a più finestre (vetro ad infilare) multiple glazing (glazed door with slide-in glass)*



**BELLINI** *finestratura inglese unica (vetro ad infilare) single English-style glazing (glazed door with slide-in glass)*



**BELLINI** *finestratura inglese con bugne (vetro ad infilare) english-style glazing with raised panels (glazed door with slide-in glass)*








**soluzioni di apertura** *opening variant*



**Battente singolo**  
Single leaf



**Doppio battente**  
Double leaf



**Porta pieghevole**  
1/3 - 2/3 \*  
Folding door 1/3 - 2/3 \*



**Scorrevole interno muro singolo**  
Single leaf sliding inside the wall



**Scorrevole interno muro 2 ante sovrapposte**  
Inside the wall sliding door with two overlapping single leaves




**Scorrevole interno muro 2 ante**  
Two opposing leaves sliding inside the wall



**Scorrevole interno muro 2 ante sovrapposte doppie**  
Inside the wall sliding door with two overlapping double leaves




**Scorrevole interno rasomuro**  
Internal sliding flush to the wall



**Scorrevole esterno muro**  
One leaf sliding outside the wall



**Scorrevole esterno muro 2 ante sovrapposte**  
Outside the wall sliding door with two overlapping single leaves




**Scorrevole esterno muro 2 ante**  
Outside the wall sliding door with two single leaves




**Scorrevole esterno muro 2 ante sovrapposte doppie**  
Outside the wall sliding door with two overlapping double leaves



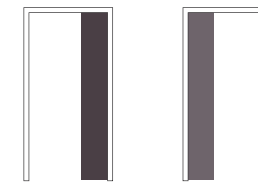
**Bommer**  
Bommer



**Bommer doppio**  
Double bommer



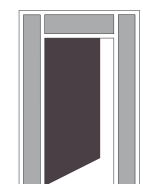
**Anta rototraslante\*\***  
Rototranslating door\*\*



**Scorrevole interno duetto**  
Duetto inside the wall sliding door



**Trapezoidale**  
Slanted door




**Sopraluce e fiancoluce**  
Fanlight and sidelight


\* Solo per Bellini U / For Bellini U only

\*\* Solo per modelli ciechi / For flush mode only

**soluzioni telaio in legno** *soluzioni telaio in legno*



**TELAIO STANDARD 1**  
con cerniera Anuba  
Standard frame  
with Anuba hinge




**TELAIO STANDARD 2**  
con cerniera a scomparsa  
Standard frame  
with concealed hinge



new


**TELAIO RASÉ SPINGERE**  
con cerniera a scomparsa  
PUSH RASÉ FRAME  
with concealed hinge



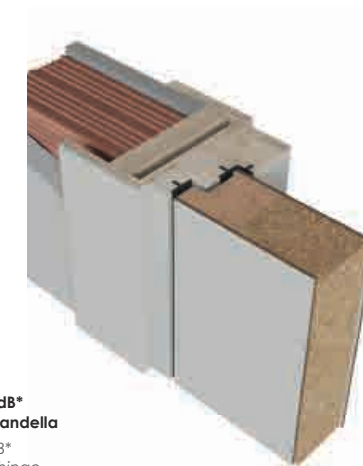
new

**TELAIO RASÉ TIRARE**  
con cerniera a scomparsa  
PULL RASÉ FRAME  
with concealed hinge

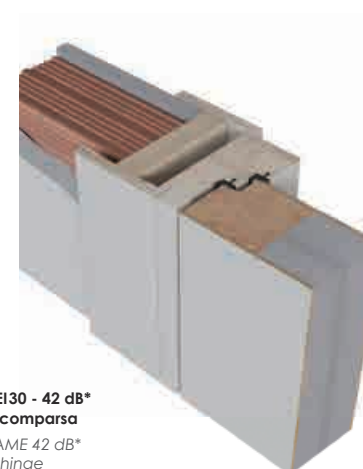
**soluzioni telaio per porte tagliafuoco**  
*frame solutions for fire doors*



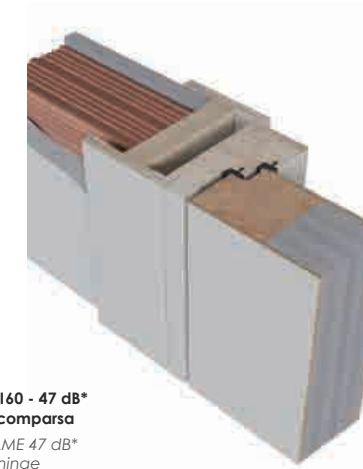
**TELAIO EI30**  
con cerniera a scomparsa  
e/o a bandella  
EI30 FRAME  
with flap concealed hinge



**TELAIO EI60 - 37 dB\***  
con cerniera a bandella  
EI60 FRAME 37 dB\*  
with concealed hinge




**TELAIO D SUPER EI30 - 42 dB\***  
con cerniera a scomparsa  
EI30 D SUPER FRAME 42 dB\*  
with concealed hinge



**TELAIO D SUPER EI60 - 47 dB\***  
con cerniera a scomparsa  
EI60 D SUPER FRAME 47 dB\*  
with concealed hinge

**soluzioni telaio in alluminio** *aluminium frame solutions*




**TELAIO FUSION**  
con cerniera a scomparsa  
**TELAIO ALUTECH**  
con cerniera a bandella  
FUSION FRAME  
with flap concealed hinge  
ALUTECH FRAME  
with strap hinge



**TELAIO FILUM**  
con cerniera a scomparsa  
FILUM FRAME  
with concealed hinge

\* Con allestimento acustico / With sound-proofing fitting



**Disponibile nelle versioni Opera  
E130 34dB/42dB e E160 37dB/47dB**  
*Available in Opera models  
E130 34dB/42dB and E160 37dB/47dB*

**Truciolare di legno di lino pieno\***  
*Solid flax chipboard wood\**

**Sigillo di autenticità**  
*Authenticity seal*

**Finitura coordinata  
per tutte le porte di casa,  
rivestimento blindato e battiscopa**  
*Coordinated finishing  
for all the doors of your house,  
security door panelling and skirting*

**Cerniera a scomparsa  
registrabile su tre assi\***  
*Concealed hinge  
adjustable on three axis\**

**A richiesta prodotto certificato FSC®  
Forest Stewardship Council\*\*\***

*On request product certified FSC®  
Forest Stewardship Council\*\*\**




\* A richiesta / On request  
\*\* Solo per quantitativi superiori a 100 pezzi / Only for quantities over 100 pieces




**colorazioni laccate** *lacquered colours*



**Bianco B011**  
B011 white




**Avorio B003**  
B003 ivory




**Violetta**  
Violet  
NCS S 3005 - R 20B




**Grigio Saturno**  
Saturn Grey  
NCS S 3005 - Y 80R



**Terre d'Argilla**  
Clay dirt  
NCS S 1002 - Y



**Corda**  
Rope  
NCS S 1005 - Y 10R



**Ghiaccio**  
Ice  
NCS S 1005 - G



**Grigio Tortora**  
Dove Grey  
NCS S 3005 - G 80Y



RAL\* / NCS

\* Vedere campionario RAL per codifica colore / See RAL sample for colour coding

# BELLINI WOOD



Bellini Wood laccata RAL 7015 con maniglia mod. New Nebraska  
Bellini Wood lacquered RAL 7015 with New Nebraska model handle

# BELLINI WOOD

La finitura venata si accompagna ad una bugnatura asciutta e moderna. Il risultato è una porta dall'eleganza misurata che si armonizza al gusto delle nuove tendenze di arredo e design.

*The grained finish is accompanied by a modern and dry raised panel. The result is an elegant door that harmonizes with the taste of new trends in furniture and design.*



Telaio a sandwich e coprifili in mdf da 8 cm con alette telescopiche da 2 cm

*Sandwich frame and 8 cm MDF casing with 2 cm telescopic tabs*



Serratura meccanica centromediana con scrocco in teflon antirumore

*Mechanical lock with noise-proof teflon latch*

Serratura libero/occupato minimale della versione scorrevole *Minimal lock of the sliding version*

Cerniera di tipo Anuba Ø 13 *Anuba hinge Ø 13*



Sigillo di autenticità *Authenticity seal*



Particolare di anubatura tra anta e telaio e cappucci copricerniera *Anuba hinges detail between wing and frame and hinge cover caps*





**Versione** Bellini Wood 2  
**Colore** Laccato RAL 7042  
**Coprifilo** M 80 a 45°  
**Variant** Bellini Wood 2  
**Colour** Lacquered RAL 7042  
**Cover mould** M80 at 45°



**Versione** Bellini Wood K  
**Colore** Laccato RAL 8002  
**Coprifilo** M 80 a 45°  
**Variant** Bellini Wood K  
**Colour** Lacquered RAL 8002  
**Cover mould** M80 at 45°



**Versione** Bellini Wood L  
**Colore** Laccato RAL 1013  
**Coprifilo** M 80 a 45°  
**Variant** Bellini Wood L  
**Colour** Lacquered RAL 1013  
**Cover mould** M80 at 45°




**Versione** Bellini Wood Y  
**Colore** Laccato Bianco B011  
**Coprifilo** M 80 a 45°  
**Variant** Bellini Wood Y  
**Colour** Lacquered B011 White  
**Cover mould** M80 at 45°

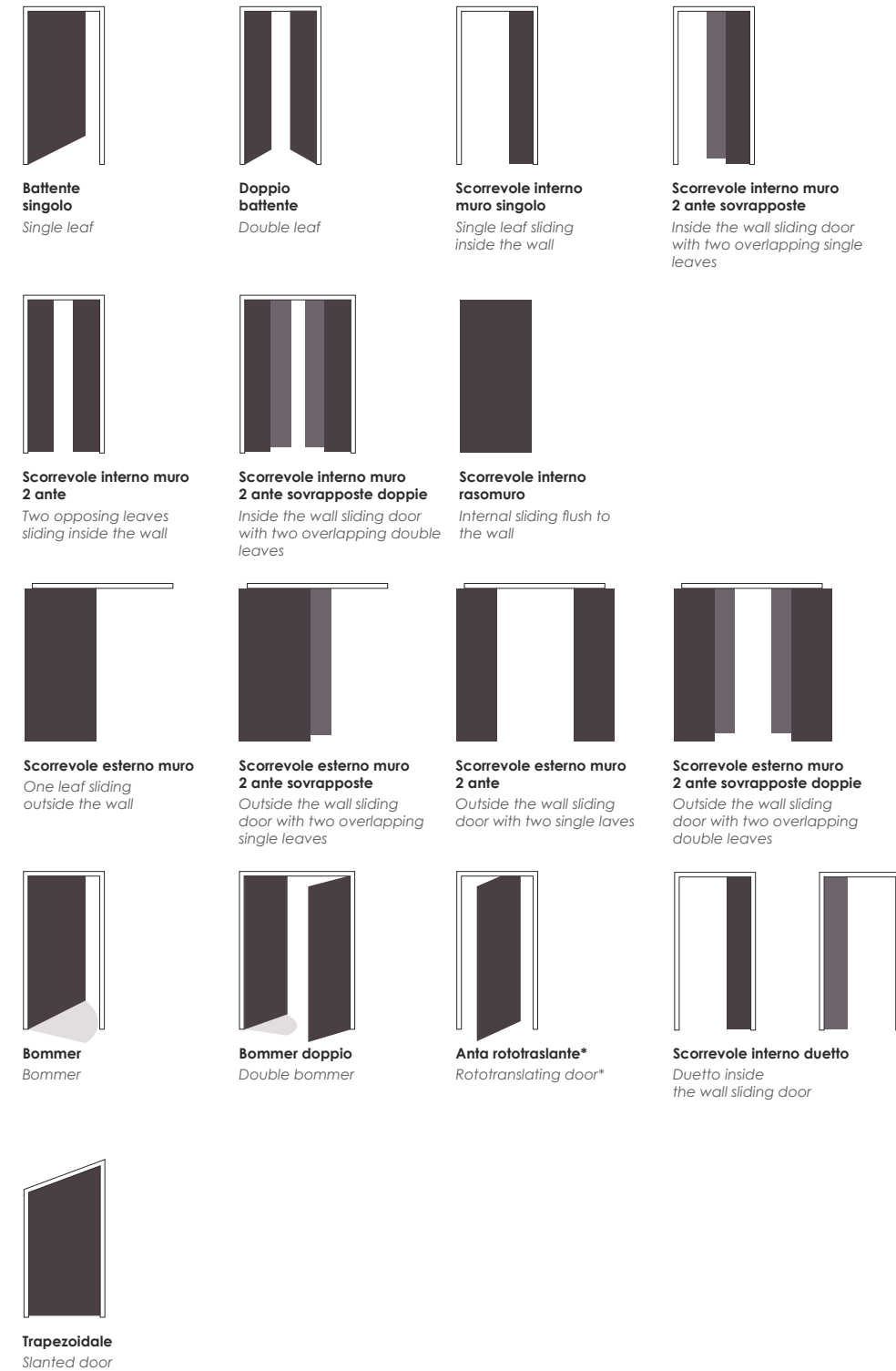


**allestimenti** *lines*

**BELLINI WOOD CIECA** *con bugne with raised panels*




**soluzioni di apertura** *opening variant*




\* Solo per modelli ciechi / For flush models only

**soluzioni telaio in legno** *soluzioni telaio in legno*




**TELAIO STANDARD 1**  
con cerniera Anuba  
Standard frame  
with Anuba hinge



**TELAIO STANDARD 2**  
con cerniera a scomparsa  
Standard frame  
with concealed hinge




**TELAIO RASÉ SPINGERE**  
con cerniera a scomparsa  
PUSH RASÉ FRAME  
with concealed hinge



**TELAIO RASÉ TIRARE**  
con cerniera a scomparsa  
PULL RASÉ FRAME  
with concealed hinge

**soluzioni telaio in alluminio** *aluminium frame solutions*




**TELAIO FUSION**  
con cerniera a scomparsa  
**TELAIO ALUTECH**  
con cerniera a bandella  
FUSION FRAME  
with flap concealed hinge  
ALUTECH FRAME  
with strap hinge

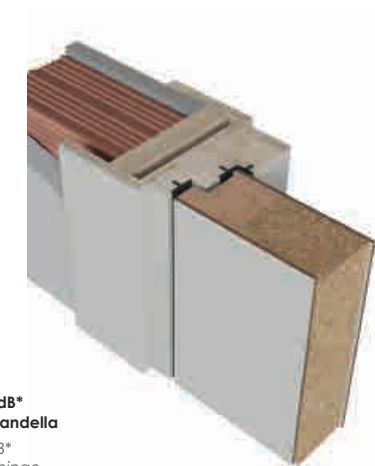


**TELAIO FILUM**  
con cerniera a scomparsa  
FILUM FRAME  
with concealed hinge

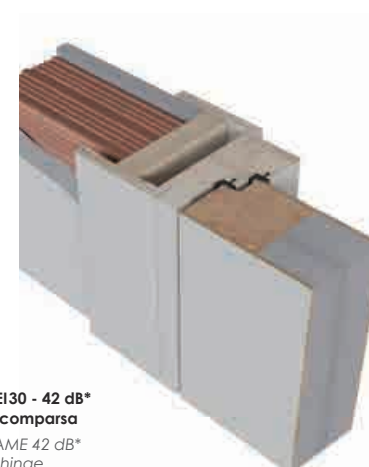
**soluzioni telaio per porte tagliafuoco**  
*frame solutions for fire doors*




**TELAIO EI30**  
con cerniera a scomparsa  
e/o a bandella  
EI30 FRAME  
with flap concealed hinge



**TELAIO EI60 - 37 dB\***  
con cerniera a bandella  
EI60 FRAME 37 dB\*  
with concealed hinge




**TELAIO D SUPER EI30 - 42 dB\***  
con cerniera a scomparsa  
EI30 D SUPER FRAME 42 dB\*  
with concealed hinge



**TELAIO D SUPER EI60 - 47 dB\***  
con cerniera a scomparsa  
EI60 D SUPER FRAME 47 dB\*  
with concealed hinge

\* Con allestimento acustico / With sound-proofing fitting



**Disponibile nelle versioni Opera  
E130 34dB/42dB e E160 37dB/47dB**

*Available in Opera models  
E130 34dB/42dB and E160 37dB/47dB*

**Truciolare di legno di lino pieno\***

*Solid flax chipboard wood\**

**Sigillo di autenticità**

*Authenticity seal*

**Finitura coordinata  
per tutte le porte di casa,  
rivestimento blindato e battiscopa**

*Coordinated finishing  
for all the doors of your house,  
security door panelling and skirting*

**Cerniera a scomparsa  
registrabile su tre assi\***

*Concealed hinge  
adjustable on three axis\**

**A richiesta prodotto certificato FSC®  
Forest Stewardship Council\*\*\***

*On request product certified FSC®  
Forest Stewardship Council\*\*\**





**colorazioni laccate** *lacquered colours*




**Bianco B011**  
*B011 white*



**Avorio B003**  
*B003 ivory*



**Violetta**  
*Violet*  
NCS S 3005 - R 20B



**Grigio Saturno**  
*Saturn Grey*  
NCS S 3005 - Y 80R



**Terre d'Argilla**  
*Clay dirt*  
NCS S 1002 - Y




**Corda**  
*Rope*  
NCS S 1005 - Y 10R



**Ghiaccio**  
*Ice*  
NCS S 1005 - G



**Grigio Tortora**  
*Dove Grey*  
NCS S 3005 - G 80Y



RAL\* / NCS

\* Vedere campionario RAL per codifica colore / See RAL sample for colour coding



Bonaparte 6 laccata bianco con maniglia mod. Impero  
Bonaparte 6 lacquered white with Impero model handle




# BONAPARTE

Le porte laccate Bonaparte impongono la loro magnifica presenza, reinterpretando lo stile classico con una personalità di rango, che aggiunge eleganza alle case più importanti. Le dorature in stile impero le rendono uniche e inimitabili.

*The Bonaparte lacquered doors impose their magnificent presence, reinterpreting the classic style with outstanding personality, which adds elegance to notable houses.*

*The Empire style gilding make them unique and inimitable.*



Telaio a sandwich e coprifili in mdf da 10 cm con alette telescopiche da 2 cm


*Sandwich frame and 10 cm MDF casing with 2 cm telescopic tabs*

Serratura meccanica centromediana con scrocco in teflon antirumore

*Mechanical lock with noise-proof teflon latch*

Serratura libero/occupato minimale della versione scorrevole *Minimal lock of the sliding version*

Cerniera di tipo Anuba Ø 13 *Anuba hinge Ø 13*



Sigillo di autenticità *Authenticity seal*

Cornice pantografata brevetto Dierre *Dierre patent pantographed frame*





**Versione** Bonaparte 1 cieca  
**Colore** Laccato RAL 7040  
**Coprifilo** M 100  
**Variant** Bonaparte 1 blank  
**Colour** Lacquered RAL 7040  
**Cover mould** M100



**Versione** Bonaparte 4 cieca  
**Colore** Laccato antichizzato bianco B011 con filetti in oro  
**Coprifilo** M 100  
**Variant** Bonaparte 4 blank  
**Colour** Lacquered aged B011 white with gold trim  
**Cover mould** M100



**Versione** Bonaparte 5 cieca  
**Colore** Laccato RAL 1011  
**Coprifilo** M 100  
**Variant** Bonaparte 5 blank  
**Colour** Lacquered RAL 1011  
**Cover mould** M100

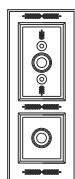


**Versione** Bonaparte 6 cieca  
**Colore** Laccato avorio B003  
**Coprifilo** M 100  
**Variant** Bonaparte 6 blank  
**Colour** B003 ivory lacquered  
**Cover mould** M100



**allestimenti lines**

**BONAPARTE 1**




**Cieca**  
Blind



**Finestrata con vetro ad infilare**  
Glazed door with slide-in glass

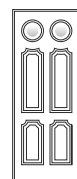
**BONAPARTE 2**



**Cieca**  
Blind

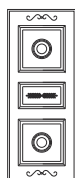


**Finestrata 4 vetri con vetro ad infilare**  
Glazed 4 glasses with slide-in glass



**Finestrata 2 vetri tondi con vetro ad infilare**  
Glazed 2 round glasses with slide-in glass

**BONAPARTE 3**

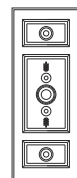


**Cieca**  
Blind



**Finestrata con vetro ad infilare**  
Glazed door with slide-in glass

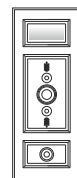
**BONAPARTE 4**



**Cieca**  
Blind



**Finestrata 2 vetri con vetro ad infilare**  
Glazed 2 glasses with slide-in glass



**Finestrata vetro alto con vetro ad infilare**  
Glazed top glass with slide-in glass



**Finestrata vetro centrale con vetro ad infilare**  
Glazed central glass with slide-in glass

**BONAPARTE 5**




**Cieca**  
Blind



**Finestrata con vetro ad infilare**  
Glazed door with slide-in glass

**BONAPARTE 6**



**Cieca**  
Blind



**Finestrata con vetro ad infilare**  
Glazed door with slide-in glass

**soluzioni di apertura opening variant**




**Battente singolo**  
Single leaf



**Doppio battente**  
Double leaf



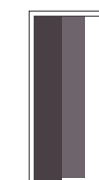
**Scorrevole interno muro singolo**  
Single leaf sliding inside the wall



**Scorrevole interno muro 2 ante sovrapposte**  
Inside the wall sliding door with two overlapping single leaves



**Scorrevole interno muro 2 ante**  
Two opposing leaves sliding inside the wall



**Scorrevole interno muro 2 ante sovrapposte doppie**  
Inside the wall sliding door with two overlapping double leaves



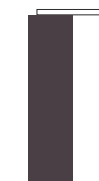
**Scorrevole interno duetto**  
Duetto inside the wall sliding door



**Scorrevole esterno muro**  
One leaf sliding outside the wall



**Scorrevole esterno muro 2 ante sovrapposte**  
Outside the wall sliding door with two overlapping single leaves



**Scorrevole esterno muro 2 ante**  
Outside the wall sliding door with two single leaves



**Scorrevole esterno muro 2 ante sovrapposte doppie**  
Outside the wall sliding door with two overlapping double leaves



**Bommer**  
Bommer



**Bommer doppio**  
Double bommer




**Sopraluce**  
Fanlight



**Fiancoluce**  
Sidelight


\* Solo per modelli ciechi / For flush mode only

**soluzioni telaio in legno** *soluzioni telaio in legno*

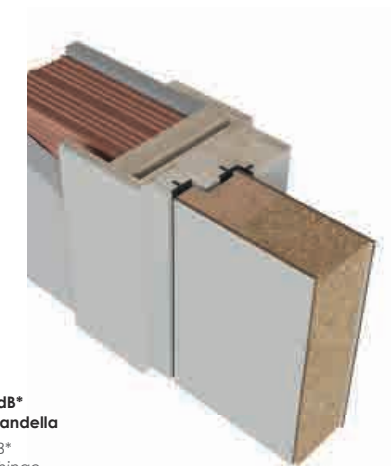


**TELAIO STANDARD 1**  
con cerniera Anuba  
*Standard frame*  
*with Anuba hinge*

**soluzioni telaio per porte tagliafuoco**  
*frame solutions for fire doors*




**TELAIO EI30**  
con cerniera a scomparsa  
e/o a bandella  
*EI30 FRAME*  
*with flap concealed hinge*



**TELAIO EI60 - 37 dB\***  
con cerniera a bandella  
*EI60 FRAME 37 dB\**  
*with concealed hinge*

**soluzioni telaio in alluminio** *aluminium frame solutions*



**TELAIO FUSION**  
con cerniera a scomparsa  
**TELAIO ALUTECH**  
con cerniera a bandella  
*FUSION FRAME*  
*with flap concealed hinge*  
*ALUTECH FRAME*  
*with strap hinge*

\* Con allestimento acustico / *With sound-proofing fitting*





Disponibile nelle versioni Opera  
E130 34dB/42dB e E160 37dB/47dB  
*Available in Opera models  
E130 34dB/42dB and E160 37dB/47dB*

Truciolare di legno di lino forato\*  
*Hollow flax chipboard wood\**

Truciolare di legno di lino pieno\*  
*Solid flax chipboard wood\**

Sigillo di autenticità  
*Authenticity seal*

Finitura coordinata  
per tutte le porte di casa,  
rivestimento blindato e battiscopa  
*Coordinated finishing  
for all the doors of your house,  
security door panelling and skirting*

Cerniera a scomparsa  
registrabile su tre assi\*  
*Concealed hinge  
adjustable on three axis\**


A richiesta prodotto certificato FSC®  
Forest Stewardship Council\*\*\*  
*On request product certified FSC®  
Forest Stewardship Council\*\*\**








**colorazioni laccate** *lacquered colours*




**Bianco B011**  
B011 white




**Avorio B003**  
B003 ivory




**Violetta**  
Violet  
NCS S 3005 - R 20B



**Grigio Saturno**  
Saturn Grey  
NCS S 3005 - Y 80R



**Terre d'Argilla**  
Clay dirt  
NCS S 1002 - Y



**Corda**  
Rope  
NCS S 1005 - Y 10R



**Ghiaccio**  
Ice  
NCS S 1005 - G



**Grigio Tortora**  
Dove Grey  
NCS S 3005 - G 80Y



**Laccato antichizzato bianco**  
Lacquered aged white



RAL\* / NCS

\* Vedere campionario RAL per codifica colore / See RAL sample for colour coding

DANIELI




Danieli Z laccata RAL 7004 con maniglia mod. Stoccolma  
Danieli Z lacquered RAL 7004 with Stoccolma model handle



# DANIELI

Ai disegni delle bugne di taglio classico si affiancano nuove pantografature che donano freschezza ed emozione ad una collezione che si richiama ai valori tradizionali sfidando il moderno, grazie anche alla gamma di colorazioni RAL disponibili.

*Classic design raised panels matched to new pantographing that provide freshness and emotion to a collection recalling traditional values that challenge modern lines, thanks also to the range of available RAL colours.*



Telaio a sandwich e coprifili in mdf M20/T20 da 6,5 cm taglio 90° con alette telescopiche da 2 cm

*A sandwich-type frame and 6.5 cm MDF casing M20/T20 with 90° cutting, with 2 cm telescopic flaps.*



Serratura meccanica centromediana con scrocco in teflon antirumore

*Mechanical lock with noise-proof teflon latch*



Serratura libero/occupato minimale della versione scorrevole *Minimal lock of the sliding version*

Cerniera di tipo Anuba Ø 13 *Anuba hinge Ø 13*



Sigillo di autenticità *Authenticity seal*

Serratura meccanica standard *Standard mechanical lock*






**Versione** | Danieli 1 cieca  
**Colore** | Laccato RAL 7039  
**Coprifilo** | M20/T20 a 90°  
**Variant** | Danieli 1 blank  
**Colour** | Lacquered RAL 7039  
**Cover mould** | M20/T20 at 90°




**Versione** | Danieli K cieca  
**Colore** | Laccato RAL 7044  
**Coprifilo** | M20/T20 a 90°  
**Variant** | Danieli K blank  
**Colour** | Lacquered RAL 7044  
**Cover mould** | M20/T20 at 90°



**Versione** | Danieli B2 cieca  
 con cerniera a scomparsa  
**Colore** | Laccato RAL 7032  
**Coprifilo** | M93 a 45°  
**Variant** | Danieli B2 blank  
 with concealed hinge  
**Colour** | Lacquered RAL 7032  
**Cover mould** | M93 at 45°




**Versione** | Danieli A4 cieca  
**Colore** | Bianco B011  
**Coprifilo** | M20/T20 a 90°  
**Variant** | Danieli A4 blank  
**Colour** | B011 white  
**Cover mould** | M20/T20 at 90°



**allestimenti lines**

**DANIELI CIECA LISCIA** *smooth blank*



Danieli U

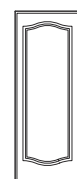
**DANIELI CIECA a bugna unica** *single raised panel*



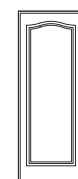
Danieli 1



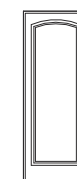
Danieli 9



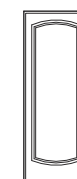
Danieli Q



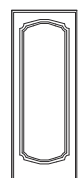
Danieli R



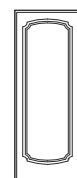
Danieli A4




Danieli A5



Danieli A6



Danieli A7



Danieli A8

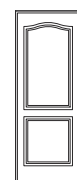
**DANIELI CIECA a due bugne** *two raised panels*




Danieli 2



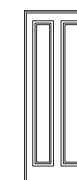
Danieli 6



Danieli 7



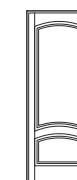
Danieli 8



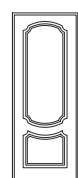
Danieli H



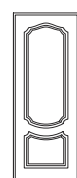
Danieli K




Danieli N



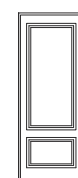
Danieli O




Danieli P



Danieli S



Danieli V



Danieli X



Danieli A3

**DANIELI CIECA a tre bugne** *three raised panels*



Danieli 3



Danieli C



Danieli J



Danieli L



Danieli M



Danieli Y



Danieli Z



Danieli A1



Danieli A2

**DANIELI CIECA a più bugne** *several raised panels*



Danieli 4



Danieli 5



Danieli A



Danieli B



Danieli D



Danieli E



Danieli F



Danieli G



Danieli I



Danieli J  
4 riquadri  
4 sections



Danieli J  
5 riquadri  
5 sections



Danieli L  
4 riquadri  
4 sections



Danieli L  
5 riquadri  
5 sections




Danieli T




Danieli W

**DANIELI CIECA pantografatura a onde** *pantographing with waves*




Danieli B1  
verticale  
vertical



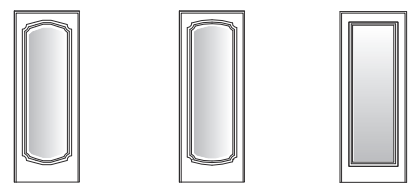
Danieli B2  
orizzontale  
horizontal

**allestimenti lines**

**DANIELI** *finestratura unica (vetro ad infilare) single glazing (glazed door with slide-in glass)*

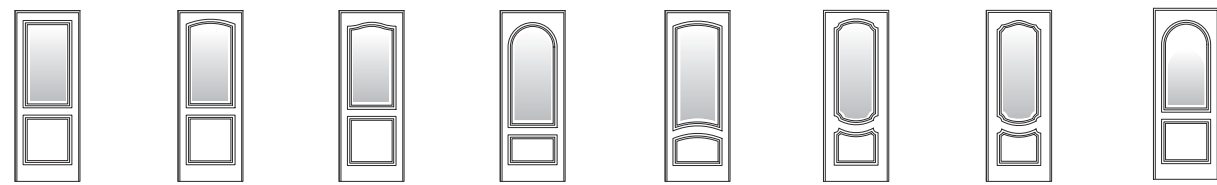


Danieli 1 Danieli 9 Danieli Q Danieli R Danieli A4 Danieli A5




Danieli A6 Danieli A7 Danieli A8


**DANIELI** *finestrata con bugne (vetro ad infilare) glazing with raised panels (glazed door with slide-in glass)*



Danieli 2 Danieli 6 Danieli 7 Danieli 8 Danieli N Danieli O Danieli P Danieli S




Danieli V Danieli X Danieli Y Danieli Z Danieli A3 Danieli 3 Danieli 4




Danieli 5 Danieli C Danieli M Danieli T Danieli A1 Danieli A2

**DANIELI** *a più finestre (vetro ad infilare) multiple glazing (glazed door with slide-in glass)*




Danieli H Danieli J 3 finestre with 3 panes Danieli J 4 finestre with 4 panes Danieli J 5 finestre with 5 panes Danieli W Danieli T 4 vetri with 4 panes

**DANIELI** *finestratura inglese unica (vetro ad infilare) single English-style glazing (glazed door with slide-in glass)*




Danieli 1 Danieli 9 Danieli R Danieli A4 Danieli A8


**DANIELI** *finestratura inglese con bugne (vetro ad infilare) english-style glazing with raised panels (glazed door with slide-in glass)*



Danieli 2 Danieli 6 Danieli 7 Danieli 8 Danieli S Danieli V



Danieli X Danieli Y Danieli Z Danieli 3 Danieli 4



Danieli 5 Danieli C Danieli E Danieli A1 Danieli A2


**soluzioni di apertura** *opening variant*



**Battente singolo**  
*Single leaf*



**Doppio battente**  
*Double leaf*



**Porta pieghevole**  
*1/3 - 2/3 \**  
*Folding door 1/3 - 2/3 \**




**Scorrevole interno muro singolo**  
*Single leaf sliding inside the wall*



**Scorrevole interno muro 2 ante sovrapposte**  
*Inside the wall sliding door with two overlapping single leaves*



**Scorrevole interno muro 2 ante**  
*Two opposing leaves sliding inside the wall*




**Scorrevole interno muro 2 ante sovrapposte doppie**  
*Inside the wall sliding door with two overlapping double leaves*




**Scorrevole interno rasomuro**  
*Internal sliding flush to the wall*




**Scorrevole esterno muro singolo**  
*One leaf sliding outside the wall*



**Scorrevole esterno muro 2 ante sovrapposte**  
*Outside the wall sliding door with two overlapping single leaves*



**Scorrevole esterno muro 2 ante**  
*Outside the wall sliding door with two single leaves*



**Scorrevole esterno muro 2 ante sovrapposte doppie**  
*Outside the wall sliding door with two overlapping double leaves*




**Bommer**  
*Bommer*



**Bommer doppio**  
*Double bommer*




**Anta rototraslante\*\***  
*Rototranslating door\*\**



**Scorrevole interno duetto**  
*Duetto inside the wall sliding door*



**Trapezoidale**  
*Slanted door*




**Sopraluce e fiancoluce**  
*Fanlight and sidelight*

\* Solo per Danieli U / For Danieli U only


\*\* Solo per modelli ciechi / For flush models only



**soluzioni telaio in legno** *soluzioni telaio in legno*




**TELAIO STANDARD 1**  
con cerniera Anuba  
*Standard frame*  
with Anuba hinge



**TELAIO STANDARD 2**  
con cerniera a scomparsa  
*Standard frame*  
with concealed hinge




**TELAIO RASÉ SPINGERE**  
con cerniera a scomparsa  
*PUSH RASÉ FRAME*  
with concealed hinge




**TELAIO RASÉ TIRARE**  
con cerniera a scomparsa  
*PULL RASÉ FRAME*  
with concealed hinge

**soluzioni telaio in alluminio** *aluminium frame solutions*




**TELAIO FUSION**  
con cerniera a scomparsa  
**TELAIO ALUTECH**  
con cerniera a bandella  
*FUSION FRAME*  
with flap concealed hinge  
*ALUTECH FRAME*  
with strap hinge

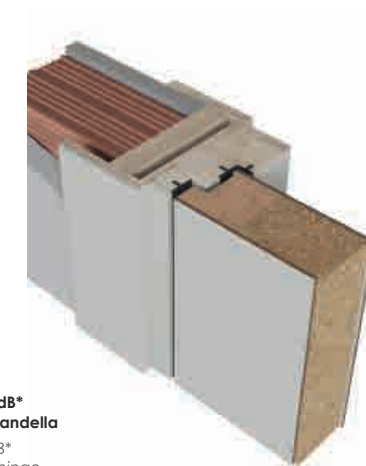


**TELAIO FILUM**  
con cerniera a scomparsa  
*FILUM FRAME*  
with concealed hinge

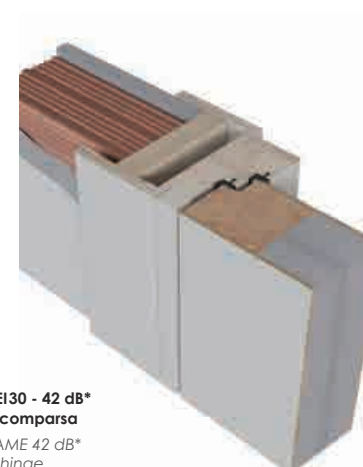
**soluzioni telaio per porte tagliafuoco**  
*frame solutions for fire doors*



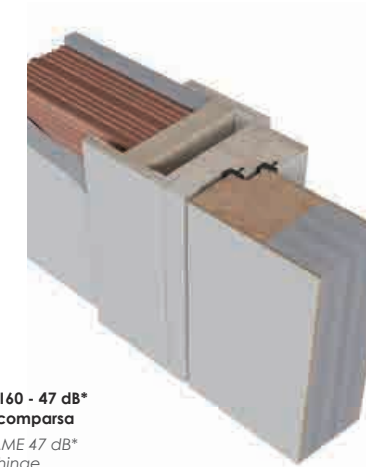
**TELAIO EI30**  
con cerniera a scomparsa  
e/o a bandella  
*EI30 FRAME*  
with flap concealed hinge



**TELAIO EI60 - 37 dB\***  
con cerniera a bandella  
*EI60 FRAME 37 dB\**  
with concealed hinge



**TELAIO D SUPER EI30 - 42 dB\***  
con cerniera a scomparsa  
*EI30 D SUPER FRAME 42 dB\**  
with concealed hinge



**TELAIO D SUPER EI60 - 47 dB\***  
con cerniera a scomparsa  
*EI60 D SUPER FRAME 47 dB\**  
with concealed hinge

\* Con allestimento acustico / With sound-proofing fitting



Disponibile nelle versioni Opera  
E130 34dB/42dB e E160 37dB/47dB  
*Available in Opera models  
E130 34dB/42dB and E160 37dB/47dB*

Truciolare di legno di lino pieno\*  
*Solid flax chipboard wood\**

Sigillo di autenticità  
*Authenticity seal*

Finitura coordinata  
per tutte le porte di casa,  
rivestimento blindato e battiscopa  
*Coordinated finishing  
for all the doors of your house,  
security door panelling and skirting*


Cerniera a scomparsa  
registrabile su tre assi\*  
*Concealed hinge  
adjustable on three axis\**

A richiesta prodotto certificato FSC®  
Forest Stewardship Council\*\*\*  
*On request product certified FSC®  
Forest Stewardship Council\*\*\**




\* A richiesta / On request  
\*\* Solo per quantitativi superiori a 100 pezzi / Only for quantities over 100 pieces


**colorazioni laccate** *lacquered colours*




**Bianco B011**  
B011 white




**Avorio B003**  
B003 ivory




**Violetta**  
Violet  
NCS S 3005 - R 20B




**Grigio Saturno**  
Saturn Grey  
NCS S 3005 - Y 80R




**Terre d'Argilla**  
Clay dirt  
NCS S 1002 - Y




**Corda**  
Rope  
NCS S 1005 - Y 10R



**Ghiaccio**  
Ice  
NCS S 1005 - G



**Grigio Tortora**  
Dove Grey  
NCS S 3005 - G 80Y



RAL / NCS

\* Vedere campionario RAL per codifica colore / See RAL sample for colour coding



FORTE



Forle F laccata RAL 7031 con maniglia mod. Oregon  
Forle F lacquered RAL 7031 with Oregon model handle

# FORTE

Linee geometriche scavate sul pannello tracciano motivi netti, moderni ed essenziali, eleganti ed attuali. Una porta dall'aspetto solido che si armonizza facilmente con lo stile delle case delle famiglie contemporanee.

*Geometrical lines carved on a panel mark neat, modern and essential patterns, at the same time elegant and up-to-date. A door having a solid appearance that easily blends with the style of contemporary houses and families.*



Telaio a sandwich e coprifili in mdf M20/T20 da 6,5 cm taglio 90° con alette telescopiche da 2 cm

*A sandwich-type frame and 6.5 cm MDF casing M20/T20 with 90° cutting, with 2 cm telescopic flaps.*

Serratura meccanica centromediana con scrocco in teflon antirumore

*Mechanical lock with noise-proof teflon latch*

Serratura libero/occupato minimale della versione scorrevole Minimal lock of the sliding version

Cerniera di tipo Anuba Ø 13 e cappucci copricerniera Anuba hinge Ø 13 and hinge cover caps



Sigillo di autenticità Authenticity seal



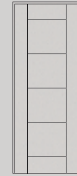
Particolare di anubatura tra anta e telaio e cappucci copricerniera Anuba hinges detail between wing and frame and hinge cover caps



**Versione** Forte H 15 cieca  
**Colore** Laccato RAL 9002  
**Coprifilo** M20/T20 a 90°  
**Variant** Forte H 15 blank  
**Colour** Lacquered RAL 9002  
**Cover mould** M20/T20 at 90°



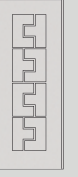
**Versione** Forte N cieca  
**Colore** Laccato RAL 9011  
**Coprifilo** M20/T20 a 90°  
**Variant** Forte N blank  
**Colour** Lacquered RAL 9011  
**Cover mould** M20/T20 at 90°



**Versione** Forte B cieca  
**Colore** Laccato RAL 7044  
**Coprifilo** M20 a 45°  
**Variant** Forte B blank  
**Colour** Lacquered RAL 7044  
**Cover mould** M20 at 45°




**Versione** Forte P cieca  
**Colore** Bianco B011  
**Coprifilo** M20 a 45°  
**Variant** Forte P blank  
**Colour** B011 white  
**Cover mould** M20 at 45°



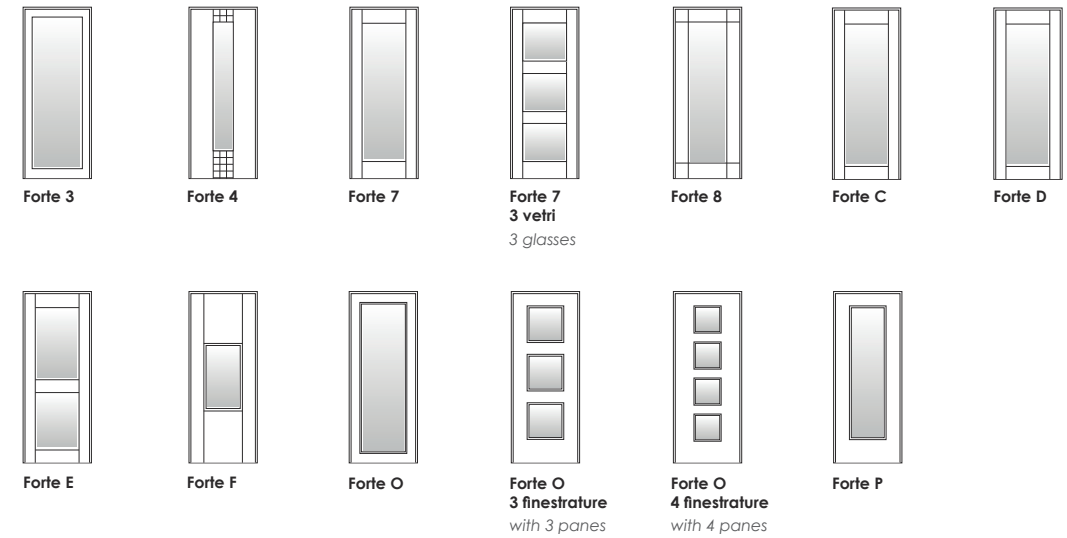


**allestimenti lines**

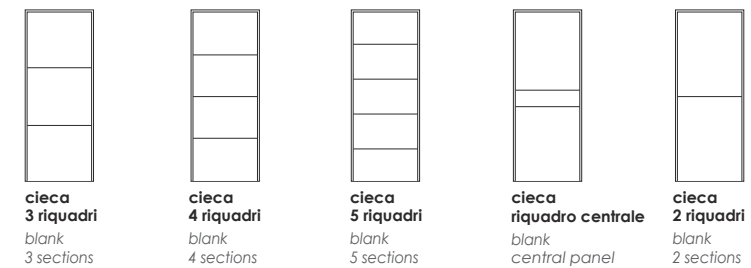
**FORTE CIECHE** *blank*



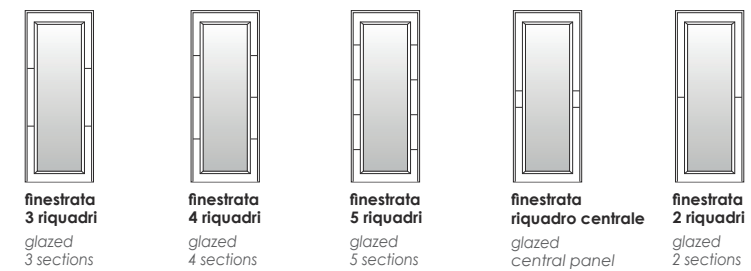
**FORTE FINESTRATE con fermavetro** *glazed door with glass holding bead*



**FORTE 9 con inserti** *with inserts*



**FORTE 9 finestrate con fermavetro con inserti** *glazed door with inserts glass holding bead*




**soluzioni di apertura** *opening variant*



**Battente singolo**  
Single leaf



**Doppio battente**  
Double leaf



**Porta pieghevole a libro singola**  
Single folding door



**Porta due ante pieghevoli a libro**  
Double folding door



**Porta pieghevole 1/3 - 2/3\***  
Folding door 1/3 - 2/3\*




**Scorrevole interno muro singolo**  
Single leaf sliding inside the wall



**Scorrevole interno muro 2 ante sovrapposte**  
Inside the wall sliding door with two overlapping single leaves



**Scorrevole interno muro 2 ante**  
Two opposing leaves sliding inside the wall




**Scorrevole interno muro 2 ante sovrapposte doppie**  
Inside the wall sliding door with two overlapping double leaves




**Scorrevole interno rasomuro**  
Internal sliding flush to the wall




**Scorrevole esterno muro**  
One leaf sliding outside the wall



**Scorrevole esterno muro 2 ante sovrapposte**  
Outside the wall sliding door with two overlapping single leaves



**Scorrevole esterno muro 2 ante**  
Outside the wall sliding door with two single leaves



**Scorrevole esterno muro 2 ante sovrapposte doppie**  
Outside the wall sliding door with two overlapping double leaves



**Bommer**  
Bommer



**Bommer doppio**  
Double bommer




**Anta rototraslante\*\***  
Rototranslating door\*\*



**Scorrevole interno duetto**  
Duetto inside the wall sliding door



**Trapezoidale**  
Slanted door




**Sopraluce e fiancoluce**  
Fanlight and sidelight


\* Solo per Forte 6 / For Forte 6 only

\*\* Solo per modelli ciechi / For flush models only


**soluzioni telaio in legno** *soluzioni telaio in legno*




**TELAIO STANDARD 1**  
con cerniera Anuba  
*Standard frame*  
with Anuba hinge



**TELAIO STANDARD 2**  
con cerniera a scomparsa  
*Standard frame*  
with concealed hinge




**TELAIO RASÉ SPINGERE**  
con cerniera a scomparsa  
*PUSH RASÉ FRAME*  
with concealed hinge



**TELAIO RASÉ TIRARE**  
con cerniera a scomparsa  
*PULL RASÉ FRAME*  
with concealed hinge

**soluzioni telaio in alluminio** *aluminium frame solutions*




**TELAIO FUSION**  
con cerniera a scomparsa  
**TELAIO ALUTECH**  
con cerniera a bandella  
*FUSION FRAME*  
with flap concealed hinge  
*ALUTECH FRAME*  
with strap hinge

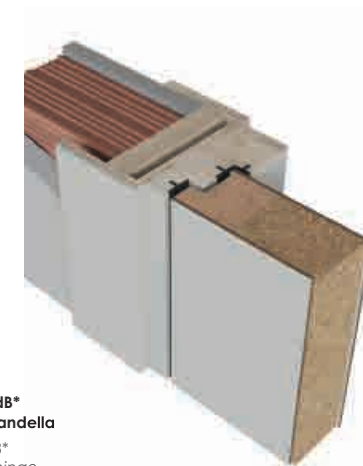


**TELAIO FILUM**  
con cerniera a scomparsa  
*FILUM FRAME*  
with concealed hinge

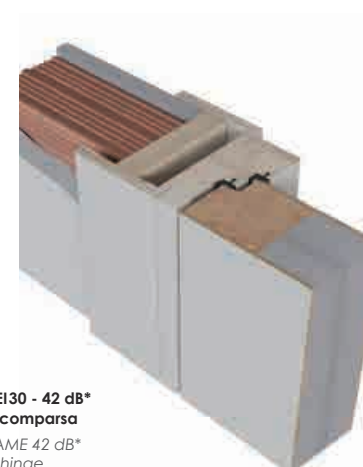
**soluzioni telaio per porte tagliafuoco**  
*frame solutions for fire doors*




**TELAIO EI30**  
con cerniera a scomparsa  
e/o a bandella  
*EI30 FRAME*  
with flap concealed hinge



**TELAIO EI60 - 37 dB\***  
con cerniera a bandella  
*EI60 FRAME 37 dB\**  
with concealed hinge



**TELAIO D SUPER EI30 - 42 dB\***  
con cerniera a scomparsa  
*EI30 D SUPER FRAME 42 dB\**  
with concealed hinge



**TELAIO D SUPER EI60 - 47 dB\***  
con cerniera a scomparsa  
*EI60 D SUPER FRAME 47 dB\**  
with concealed hinge

\* Con allestimento acustico / With sound-proofing fitting





**Disponibile nelle versioni Opera  
E130 34dB/42dB e E160 37dB/47dB**  
*Available in Opera models  
E130 34dB/42dB and E160 37dB/47dB*

**Truciolare di legno di lino forato\***  
*Hollow flax chipboard wood\**

**Truciolare di legno di lino pieno\***  
*Solid flax chipboard wood\**

**Sigillo di autenticità**  
*Authenticity seal*


**Finitura coordinata per tutte le porte di casa,  
rivestimento blindato e battiscopa**  
*Coordinated finishing  
for all the doors of your house,  
security door panelling and skirting*

**Cerniera a scomparsa  
registrabile su tre assi\***  
*Concealed hinge  
adjustable on three axis\**


**A richiesta prodotto certificato FSC®  
Forest Stewardship Council\*\*\***  
*On request product certified FSC®  
Forest Stewardship Council\*\*\**

\* A richiesta / On request  
\*\* Solo per quantitativi superiori a 100 pezzi / Only for quantities over 100 pieces


**colorazioni laccate** *lacquered colours*




**Bianco B011**  
B011 white




**Avorio B003**  
B003 ivory




**Violetta**  
Violet  
NCS S 3005 - R 20B



**Grigio Saturno**  
Saturn Grey  
NCS S 3005 - Y 80R




**Terre d'Argilla**  
Clay dirt  
NCS S 1002 - Y




**Corda**  
Rope  
NCS S 1005 - Y 10R



**Ghiaccio**  
Ice  
NCS S 1005 - G



**Grigio Tortora**  
Dove Grey  
NCS S 3005 - G 80Y



RAL\* / NCS

\* Vedere campionario RAL per codifica colore / See RAL sample for colour coding

JUVARRA






# JUVARRA

La porta Juvarra impone ad ogni ambiente eleganza e personalità, grazie a linee di intaglio marcate e complesse che trasformano la porta in un vero e proprio oggetto di arredo, carico di uno stile essenziale, classico e senza tempo.

*The Juvarra door imposes elegance and personality to every room, thanks to marked and complex carving lines that turn the door in a true furnishing item, full of an essential, classic and timeless style.*



Telaio a sandwich e coprifili piatti in mdf da 8 cm con alette telescopiche da 2 cm

*Sandwich frame and 8 cm MDF casing with 2 cm telescopic tabs*

Serratura meccanica centromediana con scrocco in teflon antirumore

*Mechanical lock with noise-proof teflon latch*

Controplacca registrabile  
*Adjustable counter plaque*



Cerniera di tipo Anuba Ø 13  
*Anuba hinge Ø 13*



Sigillo di autenticità  
*Authenticity seal*



Cornice pantografata brevetto Dierre  
*Dierre patent pantographed frame*



**Versione** Juvarra C cieca  
**Colore** Laccato avorio B003  
**Coprifilo** M50 a 45°  
**Variant** Juvarra C blank  
**Colour** B003 ivory lacquered  
**Cover mould** M50 at 45°



**Versione** Juvarra 3 cieca  
**Colore** Laccato Corda  
**Coprifilo** M50 a 45°  
**Variant** Juvarra 3 blank  
**Colour** Lacquered Rope  
**Cover mould** M50 at 45°



**Versione** Juvarra N cieca  
**Colore** Laccato bianco B011  
**Coprifilo** M50 a 45°  
**Variant** Juvarra N blank  
**Colour** Lacquered B011 white  
**Cover mould** M50 at 45°



**Versione** Juvarra O cieca  
**Colore** Laccato RAL 1013  
**Coprifilo** M50 a 45°  
**Variant** Juvarra O blank  
**Colour** Lacquered RAL 1013  
**Cover mould** M50 at 45°



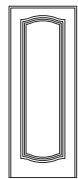
**allestimenti lines**

**JUVARRA CIECA LISCIA** *smooth blank*

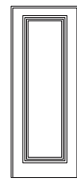


Juvorra I

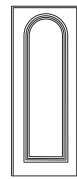
**JUVARRA CIECA a bugna unica** *single raised panel*



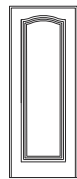
Juvorra 7



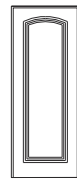
Juvorra B



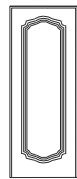
Juvorra D



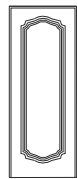
Juvorra F



Juvorra S




Juvorra T



Juvorra U

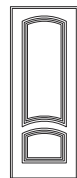
**JUVARRA CIECA a più bugne** *several raised panels*



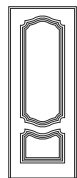
Juvorra 1



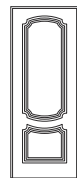
Juvorra 2



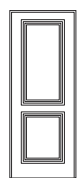
Juvorra 4



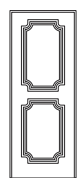
Juvorra 5



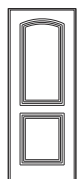
Juvorra 6



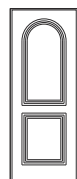
Juvorra 8




Juvorra A




Juvorra C



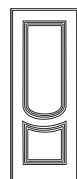
Juvorra G



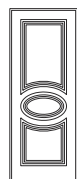
Juvorra L



Juvorra O




Juvorra R



Juvorra 3



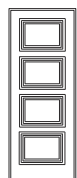
Juvorra 9



Juvorra E



Juvorra H  
3 riquadri  
3 panels



Juvorra H  
3 riquadri  
4 panels




Juvorra M



Juvorra N



Juvorra P



Juvorra Q

**JUVARRA a finestratura unica (vetro ad infilare)** *single glazing (glazed door with slide-in glass)*



Juvorra 7



Juvorra B



Juvorra D




Juvorra F



Juvorra S



Juvorra T



Juvorra U

**JUVARRA FINESTRATA con bugne (vetro ad infilare)** *glazing with raised panels (glazed door with slide-in glass)*



Juvorra 1



Juvorra 2



Juvorra 4



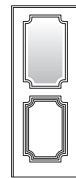
Juvorra 5



Juvorra 6



Juvorra 8



Juvorra A



Juvorra C



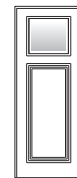
Juvorra G



Juvorra L



Juvorra M



Juvorra O



Juvorra R



Juvorra 3



Juvorra 9



Juvorra E



Juvorra H  
3 riquadri  
3 panels



Juvorra H  
4 riquadri  
4 panels



Juvorra N



Juvorra P



Juvorra Q


**soluzioni di apertura** *opening variant*




**Battente singolo**  
Single leaf




**Doppio battente**  
Double leaf



**Porta pieghevole a libro singola**  
Single folding door



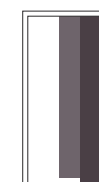
**Due ante incernierate**  
Two hinged leaves



**Due ante doppie incernierate**  
Two double hinged leaves




**Scorrevole interno muro singolo**  
Single leaf sliding inside the wall



**Scorrevole interno muro 2 ante sovrapposte**  
Inside the wall sliding door with two overlapping single leaves



**Scorrevole interno muro 2 ante**  
Two opposing leaves sliding inside the wall



**Scorrevole interno muro 2 ante sovrapposte doppie**  
Inside the wall sliding door with two overlapping double leaves



**Scorrevole interno duetto**  
Duetto inside the wall sliding door



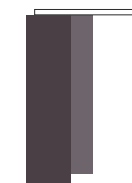
**Scorrevole esterno muro**  
One leaf sliding outside the wall



**Scorrevole esterno muro 2 ante sovrapposte**  
Outside the wall sliding door with two overlapping single leaves



**Scorrevole esterno muro 2 ante**  
Outside the wall sliding door with two single leaves



**Scorrevole esterno muro 2 ante sovrapposte doppie**  
Outside the wall sliding door with two overlapping double leaves



**Bommer**  
Bommer



**Bommer doppio**  
Double bommer




**Anta rototraslante\***  
Rototranslating door\*



**Trapezoidale**  
Slanted door



**Trapezoidale lato orizzontale**  
Slanted door with horizontal side




**Sopraluce e fiancoluce**  
Fanlight and sidelight


\* Solo per modelli ciechi / For flush models only



**soluzioni telaio in legno** *soluzioni telaio in legno*




**TELAIO STANDARD 1**  
con cerniera Anuba  
Standard frame  
with Anuba hinge



**TELAIO STANDARD 2**  
con cerniera a scomparsa  
Standard frame  
with concealed hinge



**TELAIO RASÉ SPINGERE**  
con cerniera a scomparsa  
PUSH RASÉ FRAME  
with concealed hinge




**TELAIO RASÉ TIRARE**  
con cerniera a scomparsa  
PULL RASÉ FRAME  
with concealed hinge

**soluzioni telaio in alluminio** *aluminium frame solutions*

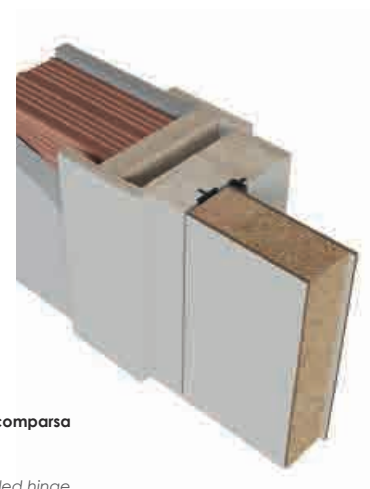


**TELAIO FUSION**  
con cerniera a scomparsa  
**TELAIO ALUTECH**  
con cerniera a bandella  
FUSION FRAME  
with flap concealed hinge  
ALUTECH FRAME  
with strap hinge

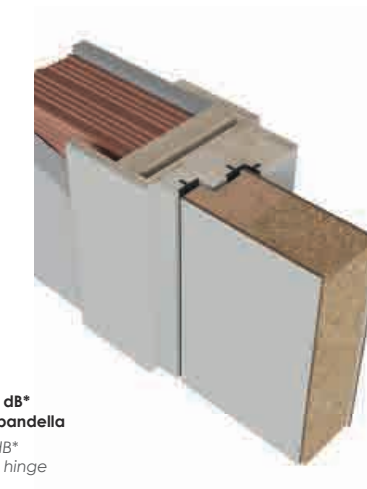


**TELAIO FILUM**  
con cerniera a scomparsa  
FILUM FRAME  
with concealed hinge

**soluzioni telaio per porte tagliafuoco**  
*frame solutions for fire doors*



**TELAIO EI30**  
con cerniera a scomparsa  
e/o a bandella  
EI30 FRAME  
with flap concealed hinge



**TELAIO EI60 - 37 dB\***  
con cerniera a bandella  
EI60 FRAME 37 dB\*  
with concealed hinge

\* Con allestimento acustico / With sound-proofing fitting



Disponibile nelle versioni Opera  
E130 34dB/42dB e E160 37dB/47dB  
*Available in Opera models  
E130 34dB/42dB and E160 37dB/47dB*

Truciolare di legno di lino pieno\*  
*Solid flax chipboard wood\**

Sigillo di autenticità  
*Authenticity seal*

Finitura coordinata  
per tutte le porte di casa,  
rivestimento blindato e battiscopa  
*Coordinated finishing  
for all the doors of your house,  
security door panelling and skirting*

Cerniera a scomparsa  
registrabile su tre assi\*  
*Concealed hinge  
adjustable on three axis\**


A richiesta prodotto certificato FSC®  
Forest Stewardship Council\*\*\*  
*On request product certified FSC®  
Forest Stewardship Council\*\*\**




\* A richiesta / On request

\*\* Solo per quantitativi superiori a 100 pezzi / Only for quantities over 100 pieces


**colorazioni laccate** *lacquered colours*



**Bianco B011**  
B011 white




**Avorio B003**  
B003 ivory




**Violetta**  
Violet  
NCS S 3005 - R 20B



**Grigio Saturno**  
Saturn Grey  
NCS S 3005 - Y 80R



**Terre d'Argilla**  
Clay dirt  
NCS S 1002 - Y




**Corda**  
Rope  
NCS S 1005 - Y 10R



**Ghiaccio**  
Ice  
NCS S 1005 - G



**Grigio Tortora**  
Dove Grey  
NCS S 3005 - G 80Y



RAL\* / NCS

\* Vedere campionario RAL per codifica colore / See RAL sample for colour coding

Cornice pantografata brevetto Dierre  
Dierre patent pantographed frame

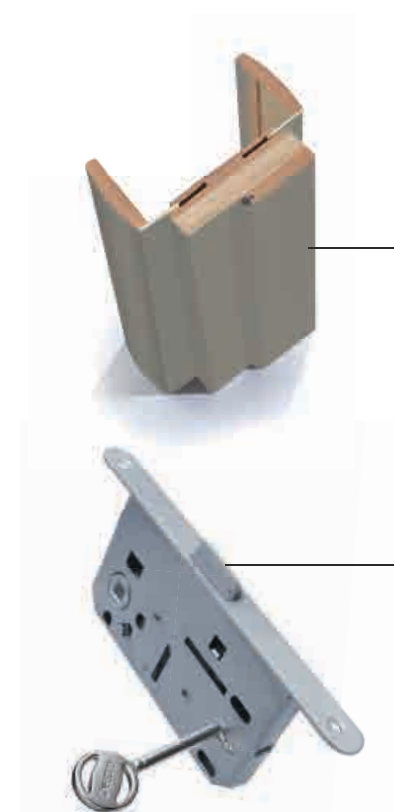




# LUCCHINI

La Lucchini è una porta dal disegno deciso e di carattere che si abbina idealmente con gli ambienti ibridi ed eclettici, dove gli stili si uniscono senza annullarsi e dove classico e moderno si fondono in insolite armonie.

*Lucchini is a door having a decisive pattern and character that ideally matches with hybrid and eclectic environments, where styles overlap without disappearing and where classic and modern blend together in unusual harmonies.*



Telaio a sandwich e coprifili in mdf da 8 cm con alette telescopiche da 2 cm

*Sandwich frame and 8 cm MDF casing with 2 cm telescopic tabs*

Serratura meccanica centromediana con scrocco in teflon antirumore

*Mechanical lock with noise-proof teflon latch*

Serratura libero/occupato minimale della versione scorrevole Minimal lock of the sliding version

Cerniera di tipo Anuba Ø 13 Anuba hinge Ø 13



Sigillo di autenticità Authenticity seal

Cornice pantografata brevetto Dierre Dierre patent pantographed frame



**Versione** Lucchini 1 cieca  
**Colore** Laccato RAL 7047  
**Coprifilo** M 80 a 45°  
**Variant** Lucchini 3 blank  
**Colour** Lacquered RAL 7047  
**Cover mould** M80 at 45°



**Versione** Lucchini 6 cieca  
**Colore** Laccato RAL 7030  
**Coprifilo** M 80 a 45°  
**Variant** Lucchini 6 blank  
**Colour** Lacquered RAL 7030  
**Cover mould** M80 at 45°



**Versione** Lucchini 3 cieca  
**Colore** Laccato RAL 7034  
**Coprifilo** M 80 a 45°  
**Variant** Lucchini 3 blank  
**Colour** Lacquered RAL 7034  
**Cover mould** M80 at 45°

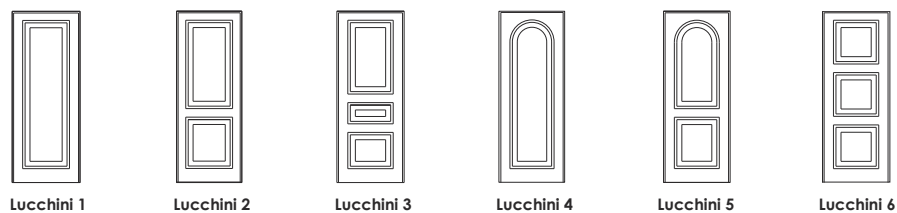


**Versione** Lucchini 5 cieca  
**Colore** Laccato RAL 7036  
**Coprifilo** M 80 a 45°  
**Variant** Lucchini 5 blank  
**Colour** Lacquered RAL 7036  
**Cover mould** M80 at 45°

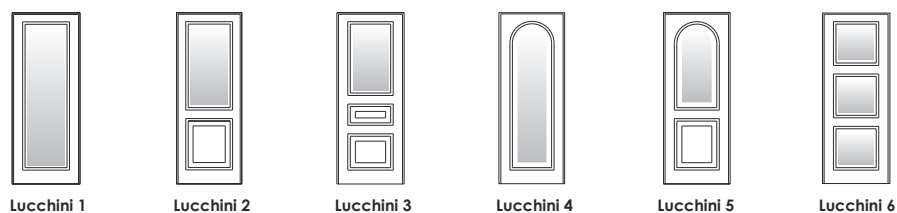


**allestimenti lines**

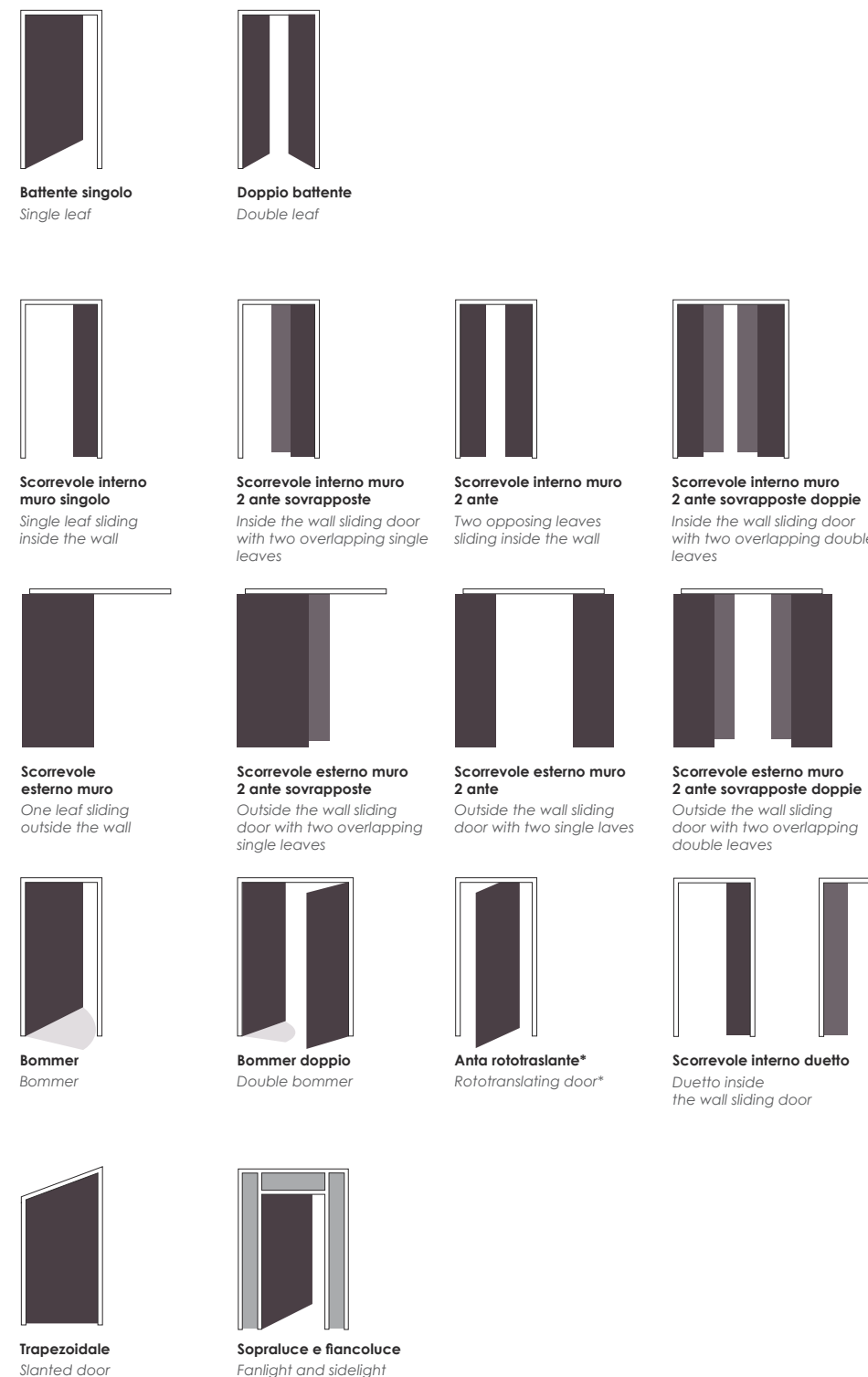
**LUCCHINI CIECA** *blank*



**LUCCHINI FINESTRATA (vetro ad infilare)** *glazed (glazed door with slide-in glass)*




**soluzioni di apertura** *opening variant*




\* Solo per modelli ciechi / For flush mode only

**soluzioni telaio in legno** *soluzioni telaio in legno*




**TELAIO STANDARD 1**  
con cerniera Anuba  
*Standard frame*  
*with Anuba hinge*



**TELAIO STANDARD 2**  
con cerniera a scomparsa  
*Standard frame*  
*with concealed hinge*




**TELAIO RASÉ SPINGERE**  
con cerniera a scomparsa  
*PUSH RASÉ FRAME*  
*with concealed hinge*

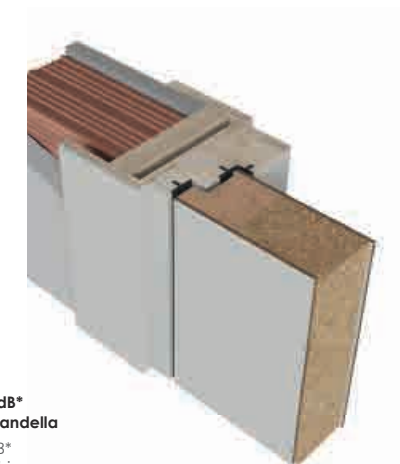


**TELAIO RASÉ TIRARE**  
con cerniera a scomparsa  
*PULL RASÉ FRAME*  
*with concealed hinge*

**soluzioni telaio per porte tagliafuoco**  
*frame solutions for fire doors*




**TELAIO EI30**  
con cerniera a scomparsa  
e/o a bandella  
*EI30 FRAME*  
*with flap concealed hinge*




**TELAIO EI60 - 37 dB\***  
con cerniera a bandella  
*EI60 FRAME 37 dB\**  
*with concealed hinge*

**soluzioni telaio in alluminio** *aluminium frame solutions*



**TELAIO FUSION**  
con cerniera a scomparsa  
**TELAIO ALUTECH**  
con cerniera a bandella  
*FUSION FRAME*  
*with flap concealed hinge*  
*ALUTECH FRAME*  
*with strap hinge*



**TELAIO FILUM**  
con cerniera a scomparsa  
*FILUM FRAME*  
*with concealed hinge*

\* Con allestimento acustico / *With sound-proofing fitting*





Disponibile nelle versioni Opera  
E130 34dB/42dB e E160 37dB/47dB  
*Available in Opera models  
E130 34dB/42dB and E160 37dB/47dB*

**Truciolare di legno di lino pieno\***  
*Solid flax chipboard wood\**

**Sigillo di autenticità**  
*Authenticity seal*

**Finitura coordinata  
per tutte le porte di casa,  
rivestimento blindato e battiscopa**  
*Coordinated finishing  
for all the doors of your house,  
security door panelling and skirting*

**Cerniera a scomparsa  
registrabile su tre assi\***  
*Concealed hinge  
adjustable on three axis\**


**A richiesta prodotto certificato FSC®  
Forest Stewardship Council\*\*\***  
*On request product certified FSC®  
Forest Stewardship Council\*\*\**




\* A richiesta / On request

\*\* Solo per quantitativi superiori a 100 pezzi / Only for quantities over 100 pieces


**colorazioni laccate** *lacquered colours*




**Bianco B011**  
B011 white




**Avorio B003**  
B003 ivory




**Violetta**  
Violet  
NCS S 3005 - R 20B



**Grigio Saturno**  
Saturn Grey  
NCS S 3005 - Y 80R



**Terre d'Argilla**  
Clay dirt  
NCS S 1002 - Y



**Corda**  
Rope  
NCS S 1005 - Y 10R



**Ghiaccio**  
Ice  
NCS S 1005 - G



**Grigio Tortora**  
Dove Grey  
NCS S 3005 - G 80Y



RAL\* / NCS

\* Vedere campionario RAL per codifica colore / See RAL sample for colour coding



PARODI



Parodi B cieca sherry  
Parodi B blank sherry

# PARODI


Porta in legno tamburata classica.  
Una collezione dal gusto lineare,  
classico, progettata  
per incontrare espressioni diverse  
dell'interior design.  
Ricercate nei dettagli e nei disegni,  
le porte Parodi sanno trasformarsi  
in veri elementi di arredo,  
ricchi di personalità.

*Classic hollow core wooden door.  
A collection with a linear and classic  
taste, designed to meet different  
expressions of interior design.  
With their refined details  
and designs, Parodi doors can turn  
into true and personality-filled  
furnishing items.*




Il telaio realizzato in multistrato/MDF è impiallacciato in essenza, completo di guarnizione di battuta, contropiastra ottonata con gusci copriscasso e ferrato con 3 cerniere tipo anuba provviste di cappucci copri cerniera in ottone

*The frame is made of multilayer/MDF and is veneered in a stated wood type, complete with stop seal, brass-plated counterplate with casing cover and with 3 anuba type hinges with brass hinge caps*




Il battente è completo di serratura medium con finitura ottonata

*The door is complete with medium lock with brass finish*



I battente è ferrato con 3 cerniere tipo anuba provviste di cappucci copri cerniera in ottone

*The door is equipped with 3 anuba type hinges with brass hinge caps*



L'Anta tamburata di spessore 44 mm con battuta in mdf e sui bordi laterali impiallacciata in essenza dichiarata

*The 44 mm thick honeycomb-core door with MDF rebate and lateral edges veneered in a stated wood type*



**Versione** Parodi 1 cieca  
**Colore** Sherry  
**Coprifilo** M60  
**Variant** Parodi 1 blank  
**Colour** Sherry  
**Cover mould** M60



**Versione** Parodi 4 cieca  
**Colore** Noce nazionale tinto  
**Coprifilo** M60  
**Variant** Parodi 4 blank  
**Colour** Stained italian walnut  
**Cover mould** M60



**Versione** Parodi C finestrata  
 a francia orizzontale  
**Colore** Rovere grey  
**Coprifilo** M60  
**Variant** Parodi C glazed  
 with horizontal grain  
**Colour** Grey oak  
**Cover mould** M60



**Versione** Parodi H cieca  
**Colore** Tanganika tinto  
**Coprifilo** M60  
**Variant** Parodi H blank  
**Colour** Stained tanganika  
**Cover mould** M60



**allestimenti lines**

**PARODI 1**



**Cieca**  
Blank



**Finestrata con fermavetro**  
Glazed door with glass holding bead



**Finestrata pieghevole**  
Folding glazing



**Finestrata inglese**  
English-style glazing



**Finestrata 3 finestre**  
Glazed door with 3 panes holding bead



**Finestrata 4 finestre**  
Glazed door with 4 panes holding bead



**Cieca con foderina liscia**  
Blank with flat panel



**Cieca 3 finestre foderina liscia**  
Blank with 3 panes with smooth flat panel



**Cieca 4 finestre foderina liscia**  
Blank with 4 panes with smooth flat panel



**Finestrata 4 riquadri**  
Glazed door with 4 panes



**Finestrata 3 riquadri**  
Glazed door with 3 panes



**Finestrata**  
Glazed

**PARODI 2**



**Cieca**  
Blank



**Finestrata con fermavetro**  
Glazed door with glass holding bead



**Finestrata inglese**  
English-style glazing

**PARODI 3**



**Cieca**  
Blank



**Finestrata con fermavetro**  
Glazed door with glass holding bead



**Finestrata inglese**  
English-style glazing

**PARODI 4**



**Cieca**  
Blank



**Finestrata con fermavetro**  
Glazed door with glass holding bead



**Finestrata inglese**  
English-style glazing

**PARODI 5**



**Cieca**  
Blank



**Finestrata con fermavetro**  
Glazed door with glass holding bead



**Finestrata inglese**  
English-style glazing



**Finestrata 3 vetri**  
Glazed door with 3 panes

**PARODI 6**



**Cieca**  
Blank



**Finestrata con fermavetro**  
Glazed door with glass holding bead



**Finestrata inglese**  
English-style glazing

**PARODI 7**



**Cieca**  
Blank



**Finestrata con fermavetro**  
Glazed door with glass holding bead



**Finestrata inglese**  
English-style glazing

**PARODI 8**

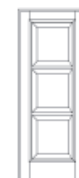


**Trancia verticale**  
Vertical grain



**Trancia orizzontale**  
Horizontal grain

**PARODI 9**



**Cieca 3 bugne**  
Blank with 3 raised panels



**Cieca 4 bugne**  
Blank with 4 raised panels



**Finestrata 3 vetri**  
Glazed door with 3 panes



**Finestrata 4 vetri**  
Glazed door with 4 panes



**Cieca 3 vetri foderina liscia**  
Blank with 3 panes with smooth flat panel



**Cieca 4 vetri foderina liscia**  
Blank with 4 panes with smooth flat panel

**PARODI A**



**Cieca**  
Blank



**Cieca**  
Blank



**Finestrata con fermavetro**  
Glazed door with glass holding bead



**Finestrata 2 vetri**  
Glazed door with 2 panes




**Finestrata vetro ovale**  
Oval glazing door

**PARODI B**

allestimenti *lines*

PARODI C



**Cieca 3 riquadri trancia verticale**

Blank with 3 sections with vertical grain



**Cieca 4 riquadri trancia verticale**

Blank with 4 sections with vertical grain



**Cieca 5 riquadri trancia verticale**

Blank with 5 sections with vertical grain



**Cieca riquadro centrale trancia verticale**

Blank with central vertical grain section



**Cieca 2 riquadri trancia verticale**

Blank with 2 sections with vertical grain



**Finestrata con fermavetro trancia verticale**

Glazed door with glass holding bead with vertical grain



**Finestrata con fermavetro trancia verticale**

Glazed door with glass holding bead with horizontal grain



**Finestrata con fermavetro trancia verticale**

Glazed door with glass holding bead with horizontal grain



**Finestrata con fermavetro trancia verticale**

Glazed door with glass holding bead with horizontal grain



**Finestrata con fermavetro trancia verticale**

Glazed door with glass holding bead with horizontal grain



**Cieca 3 riquadri trancia orizzontale**

Blank with 3 sections with horizontal grain



**Cieca 4 riquadri trancia orizzontale**

Blank with 4 sections with horizontal grain



**Cieca 5 riquadri trancia orizzontale**

Blank with 5 sections with horizontal grain



**Cieca riquadro centrale trancia orizzontale**

Blank with central section with horizontal grain



**Cieca 2 riquadri trancia orizzontale**

Blank with 2 sections with horizontal grain



**Finestrata con fermavetro trancia orizzontale**

Glazed door with glass holding bead with horizontal grain



**Finestrata con fermavetro trancia orizzontale**

Glazed door with glass holding bead with horizontal grain



**Finestrata con fermavetro trancia orizzontale**

Glazed door with glass holding bead with horizontal grain



**Finestrata con fermavetro trancia orizzontale**

Glazed door with glass holding bead with horizontal grain



**Finestrata con fermavetro trancia orizzontale**

Glazed door with glass holding bead with horizontal grain

PARODI D



**Cieca**

Blank



**Finestrata con fermavetro**

Glazed door with glass

PARODI E



**Cieca**

Blank



**Finestrata con fermavetro**

Glazed door with glass



**Finestrata inglese**

English-style glazing

PARODI F



**Cieca**

Blank



**Finestrata con fermavetro**

Glazed door with glass holding bead

PARODI G



**Cieca**

Blank



**Finestrata con fermavetro**

Glazed door with glass holding bead

PARODI H



**Cieca**

Blank



**Finestrata con fermavetro**

Glazed door with glass holding bead

PARODI I



**Cieca**

Blank



**Finestrata con fermavetro**

Glazed door with glass holding bead



**Finestrata inglese**

English-style glazing

PARODI L



**Cieca**

Blank



**Finestrata con fermavetro**

Glazed door with glass holding bead

PARODI M



**Finestrata con fermavetro trancia verticale**

Glazed door with glass holding bead with vertical grain



**Finestrata 3 vetri trancia verticale**

Glazed door with 3 panes with vertical grain



**Finestrata 4 vetri trancia verticale**

Glazed door with 4 panes with vertical grain



**Finestrata con fermavetro trancia orizzontale**

Glazed door with glass holding bead with horizontal grain



**Finestrata 3 vetri trancia orizzontale**

Glazed door with 3 panes with horizontal grain



**Finestrata 4 vetri trancia orizzontale**

Glazed door with 4 panes with horizontal grain

PARODI N



**Cieca**

Blank



**Cieca 5 riquadri fresata**

Blank with 5 sections



**Cieca 10 riquadri fresata**

Blank with 10 sections

PARODI O



**Tranciato fessuto orizzontale**

Horizontal fabric veneered


PARODI P



**Tranciato venato orizzontale**

Horizontal grained veneered


**soluzioni di apertura** *opening variant*




**Battente singolo**  
Single leaf




**Doppio battente**  
Double leaf



**Porta pieghevole a libro singola**  
Single folding door



**Porta due ante pieghevoli a libro**  
Double folding door



**Anta pieghevole 1/3 - 2/3**  
Folding door 1/3 - 2/3




**Scorrevole interno muro singolo**  
Single leaf sliding inside the wall



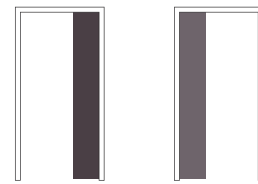
**Scorrevole interno muro 2 ante**  
Two opposing leaves sliding inside the wall




**Scorrevole interno muro 2 ante sovrapposte**  
Inside the wall sliding door with two overlapping single leaves




**Scorrevole interno muro 2 ante sovrapposte doppie**  
Inside the wall sliding door with two overlapping double leaves




**Scorrevole interno duetto**  
Duetto inside the wall sliding door



**Scorrevole esterno muro**  
One leaf sliding outside the wall




**Porta ad un'anta scorrevole esterno muro con mantovana nascosta**  
One leaf sliding outside the wall with hidden canopy




**Scorrevole esterno muro 2 ante**  
Outside the wall sliding door with two single leaves



**Scorrevole esterno muro 2 ante sovrapposte**  
Outside the wall sliding door with two overlapping single leaves




**Scorrevole esterno muro 2 ante sovrapposte doppie**  
Outside the wall sliding door with two overlapping double leaves




**Bommer**  
Bommer



**Bommer doppio**  
Double bomber




**Trapezoidale**  
Slanted door

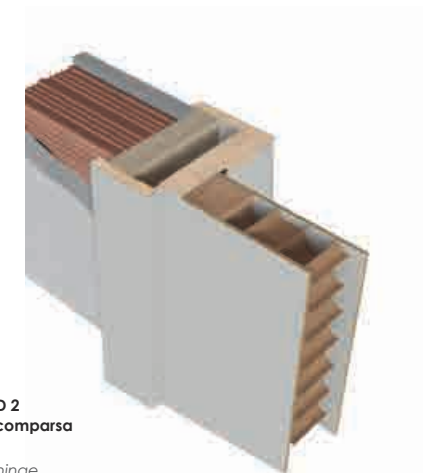


**Anta rototraslante**  
Rototranslating door


**soluzioni telaio in legno** *soluzioni telaio in legno*




**TELAIO STANDARD 1 con cerniera Anuba**  
Standard frame with Anuba hinge



**TELAIO STANDARD 2 con cerniera a scomparsa**  
Standard frame with concealed hinge




**TELAIO RASÉ SPINGERE\* con cerniera a scomparsa**  
PUSH RASÉ FRAME\* with concealed hinge




**TELAIO RASÉ TIRARE\* con cerniera a scomparsa**  
PULL RASÉ FRAME\* with concealed hinge

**soluzioni telaio in alluminio** *aluminium frame solutions*



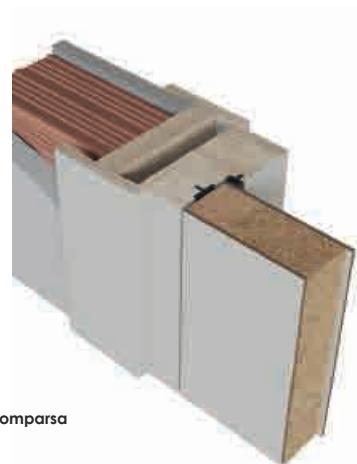
**TELAIO FUSION con cerniera a scomparsa**  
TELAIO ALUTECH con cerniera a bandella  
FUSION FRAME with flap concealed hinge  
ALUTECH FRAME with strap hinge



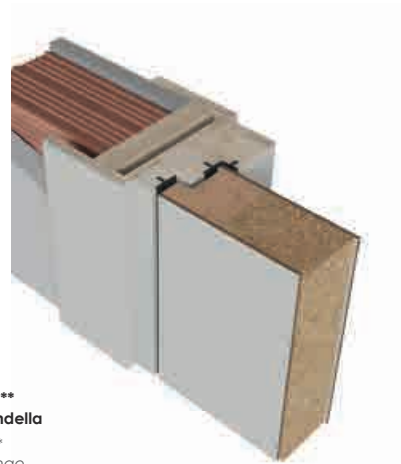
**TELAIO FILUM con cerniera a scomparsa**  
FILUM FRAME with concealed hinge



**soluzioni telaio per porte tagliafuoco**  
*frame solutions for fire doors*



**TELAIO EI30**  
 con cerniera a scomparsa  
 e/o a bandella  
 EI30 FRAME  
 with flap concealed hinge



**TELAIO EI60 - 37 dB\*\***  
 con cerniera a bandella  
 EI60 FRAME 37 dB\*\*  
 with concealed hinge



Disponibile nelle versioni Opera  
 EI30 34dB/42dB e EI60 37dB/47dB  
 Available in Opera models  
 EI30 34dB/42dB and EI60 37dB/47dB

Truciolare di legno di lino forato\*  
 Hollow flax chipboard wood\*

Truciolare di legno di lino pieno\*  
 Solid flax chipboard wood\*

Sigillo di autenticità  
 Authenticity seal

Finitura coordinata per tutte le porte di casa,  
 rivestimento blindato e battiscopa  
 Coordinated finishing  
 for all the doors of your house,  
 security door panelling and skirting

Cerniera a scomparsa  
 registrabile su tre assi\*  
 Concealed hinge  
 adjustable on three axis\*

A richiesta prodotto certificato FSC®  
 Forest Stewardship Council®\*\*  
 On request product certified FSC®  
 Forest Stewardship Council®\*\*



**essenze e colorazioni** *wood types and colours*



**Tanganica biondo**  
*Light tanganyika*



**Tanganica medio scuro**  
*Medium dark tanganyika*



**Sherry**  
*Sherry*



**Noce nazionale finto**  
*Italian stained walnut*



**Rovere sbiancato**  
*Bleached oak*




**Rovere grey**  
*Grey oak*



**Rovere tinto wengé**  
*Wenge stained oak*



**essenze e colorazioni per Parodi C e Parodi N**  
*wood types and colors*




**Frassino laccato bianco B011**  
*Ash lacquered B011 white*



**Frassino laccato avorio B003**  
*Ash lacquered B003 ivory*



**Frassino laccato caffè**  
*Ash lacquered cream*




**Frassino laccato nero**  
*Ash lacquered black*




**Frassino laccato RAL\***  
*Choice of ash lacquered RAL*


**essenze e colorazioni per Parodi O**  
*wood types and colors*



**Tranciato tessuto rovere sbiancato**  
*Bleached oak fabric*



**Tranciato tessuto rovere grey**  
*Grey oak fabric*




**Tranciato tessuto rovere wengé**  
*Wenge oak fabric*

**essenze e colorazioni per Parodi P**  
*wood types and colors*



**Tranciato venato rovere sbiancato**  
*Bleached grained oak*



**Tranciato venato rovere grey**  
*Grey grained oak*



**Tranciato venato rovere wengé**  
*Wenge stained grained oak*

# SILENCE



Nella pagina a fianco, Silence con imbotte modello Juarra M laccato bianco maniglia Dallas cromo satinato, lato esterno a tirare in abbinamento a porta interna Juarra M  
Facing page, Silence with white lacquered Juarra M model casing with satin chrome Dallas handle, pull opening on outside in combination with Juarra M interior door



# SILENCE

Ideale per chi vuole proteggere l'accesso alla camera da letto, Silence è la porta blindata che unisce le prestazioni di una chiusura di sicurezza per esterni con lo stile e la discrezione di una porta per interni. Sicura, versatile ed elegante, le soluzioni estetiche sono quelle suggestive e sconfiniate della collezione Dierre di porte interne per una relazione armonica tra i diversi spazi. La maniglia, dotata di uno sblocco di sicurezza, può essere regolata alla stessa altezza delle altre presenti in casa. Disponibile nelle due versioni: predisposta per imbotte e raso muro.

*The ideal solution for those wishing to protect access to the bedroom, Silence is the security door that combines the performance of an outdoor security door with the style and discretion of an interior door.*

*Secure, versatile and elegant, the aesthetic solutions are those suggestive and boundless of the Dierre collection of interior doors for a balanced combination of different spaces. The handle, equipped with a security release, can be adjusted to the same height as the others in the house. Available in two versions: for casing and flush to the wall.*



Le cerniere non sono a vista, ma nascoste dal telaio e dall'anta stessa. Inoltre sono registrabili sui 3 assi e permettono l'apertura del battente a 180°.

*The hinges are not exposed, but hidden by the frame and the leaf itself. Furthermore they can be adjusted on the 3 axes and allow the 180° opening of the leaf.*



Perfettamente complanare alla parete, il telaio è realizzato con uno speciale profilo in alluminio e può essere murato o ancorato ad una struttura preesistente in legno.

*Perfectly flush to the wall, the frame is made with a special aluminium profile and can be bricked-in or anchored to a pre-existing wooden structure.*



Con uno spessore di cinquantasette millimetri e tre rostri fissi antisfondamento, Silence è una vera e propria porta di sicurezza, che preserva inalterata l'eleganza di una porta da interni. L'anima del battente realizzata in doppia lamiera, certificata in classe 3 antintrusione ENV1627, è dotata di soglia mobile (lamina parafreddo), che garantisce protezione da spifferi e luce.

*57 millimetres thick and with three wrench-proof fixed grips, Silence is a true security door that preserves the elegance of an internal door. The double sheet core of the leaf, certified burglar-proof in class 3 ENV1627, is equipped with a mobile sill (cold-excluding sill), which guarantees protection from drafts and light.*



Serratura di serie in versione mezzo cilindro, a tre catenacci e scrocco, con deviatore Hook inferiore ed asta superiore. Il cilindro visibile solo su lato esterno. Per chiudere la porta dall'interno, basta sollevare la maniglia e abbassare la stessa, per riaprirla. Per chiudere la porta dall'esterno basta sollevare la maniglia, mentre per riaprirla è necessario utilizzare la chiave.

*Standard lock in the half cylinder version, with three bolts and latch, with lower Hook deviator and upper rod. The cylinder is only visible on the outer side. To lock the door from the inside, simply lift the handle and lower it to reopen it. To close the door from the outside lift the handle, while to reopen it you must use the key.*





Dierre Spa  
Strada statale per Chieri 66/15  
14019 Villanova D'Asti (At)  
Tel 0141.949411  
info@dierre.it

[www.dierre.com](http://www.dierre.com)