



ENGLISH

IPure The first interoperable video intercom without limits



Contents

6.	The benefits of IPure
12.	FTTH compatibility with IPure
14.	IPure applications
16.	IPure features
18.	IPure Wizard
22.	Videx Cloud
24.	Videx App for IPure
30.	CloudBox
34.	6700 Series Video monitors
38.	6200, & 6300 Series video monitors and 3000 Series intercoms
41.	Flush entry panel
42.	4000 Series entry panels
44.	Indoor stations
46.	Outdoor stations
54.	4000 Series Accessories
64.	OEM Modules and accessories
65.	Block diagram examples
76.	IPure video system parts list table
78.	IPure audio system parts list table
80.	Glossary

Videx around the world

Videx Electronics S.p.A.

Via del Lavoro, 1
63846 Monte Giberto - FM
T. +39 0734 631 669
F. +39 0734 632 475
E. commerciale@videx.it
www.videx.it

Videx Security Ltd

Main office
1 Osprey Trinity Park
Trinity Way
London E4 8TD
T. (+44) 0370 300 1240
E. marketing@videxuk.com

Northern office:

Unit 4-7
Chillingham Industrial Estate
Chapman Street
Newcastle Upon Tyne
NE6 2XX
Tech Line: (+44) 0191 224 3174
T. (+44) 0370 300 1240

www.videxuk.com

Videx Benelux

Main office
E3 laan, 93
B-9800 Deinze
T. (+32) 9 380 40 20
F. (+32) 9 380 40 25
E. info@nestorcompany.be

www.nestorcompany.be

NL office:

Business Center Twente (BCT)
Grotestraat, 64
NL-7622 GM Borne
E. info@nestorcompany.be

www.nestorcompany.be

VX Ibéria Unipessoal Lda

Rua Tenente Mário Grilo, 26 D, E, F
4200-397 Porto
T. (+351) 221 124 531
E. comercial@videx.it

www.videx.it

Videx Asia Pacific Pte Ltd

31 Woodlands Close
#06-37 Woodlands Horizon
Singapore 737855
T. (+65) 81898912
E. commercial@videx.it

www.videx.it

Videx Danmark

Hammershusgade 15
DK-2100 COPENHAGEN
T. (+45) 39 29 80 00
F. (+45) 39 27 77 75
E. videx@videx.dk

www.videx.dk

Videx Hellas Electronics

48 Filolaou Str.
11633 Athens
T. (+30) 210 7521028
T. (+30) 210 7521998
F. (+30) 210 7560712
E. videx@videx.gr

www.videx.gr

IPure
is the first video
intercom system
100% made in Italy
that is fully
interoperable with
all third-party
systems, without
any restrictions.

With IPure, integration has no limits, you can enjoy the freedom to choose the security and automation systems and devices you prefer to create a customized solution.



The results are a truly integrated high-level solution with performance that offers the user an experience at the forefront of technology and comfort.



Absolute integration without limits.

IPure is a completely open video intercom system, based on standard IP network protocols; for this reason it is able to communicate with a variety of devices for optimal feature management and maximisation of the user experience.

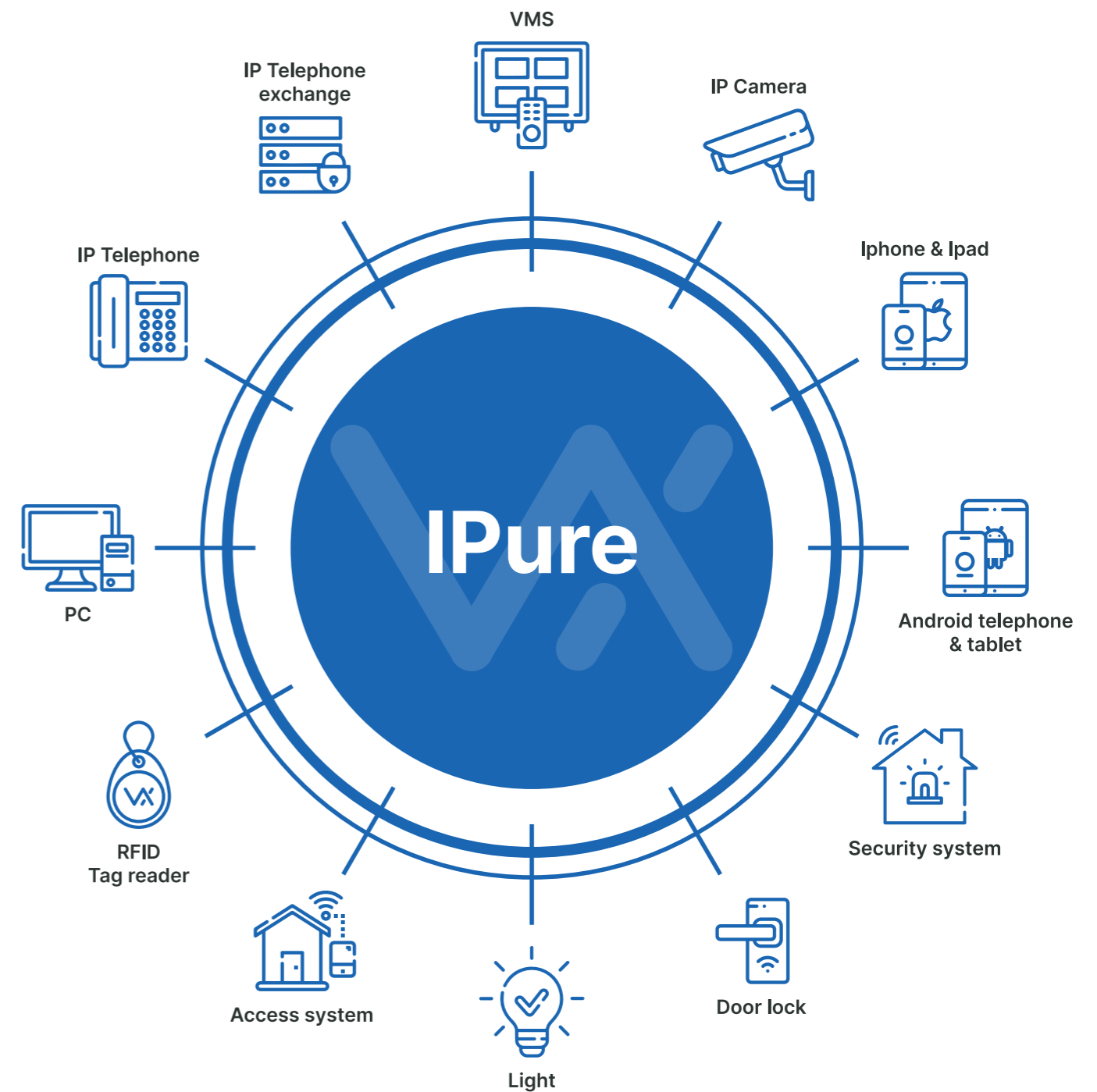
There are many systems on the market that, although defined as IP, are not able to fulfil the primary functionality and purpose of this technology, that is, the **free and total integration with third-party systems**.

We are talking about systems that run along a network cable and promise communication and integration with other devices but, in reality, integration is limited to proprietary devices.

On the one hand, the limitations that characterise them do not allow dialogue with third-party products and consequently the professional must use the same brand for all the systems that the latter intends to integrate into the system, without being able to freely choose based on preference.

On the other hand, it is not possible to obtain the solutions and results desired by the user, who expects communication between systems aimed at increased comfort of use.

This is why IPure is the ultimate solution to create integrated systems without any restrictions and with great performance.



IPure Multi-protocol

The main protocols most often used to integrate different devices and systems into the same network infrastructure and to allow for internal communication between such devices are implemented in all IPure devices: **the results are system solutions without limits and maximum performance.**

SIP Protocol for interfacing with VoIP switchboards, which are now the most used in the business and hospitality sectors, and with Public Address broadcasting systems.

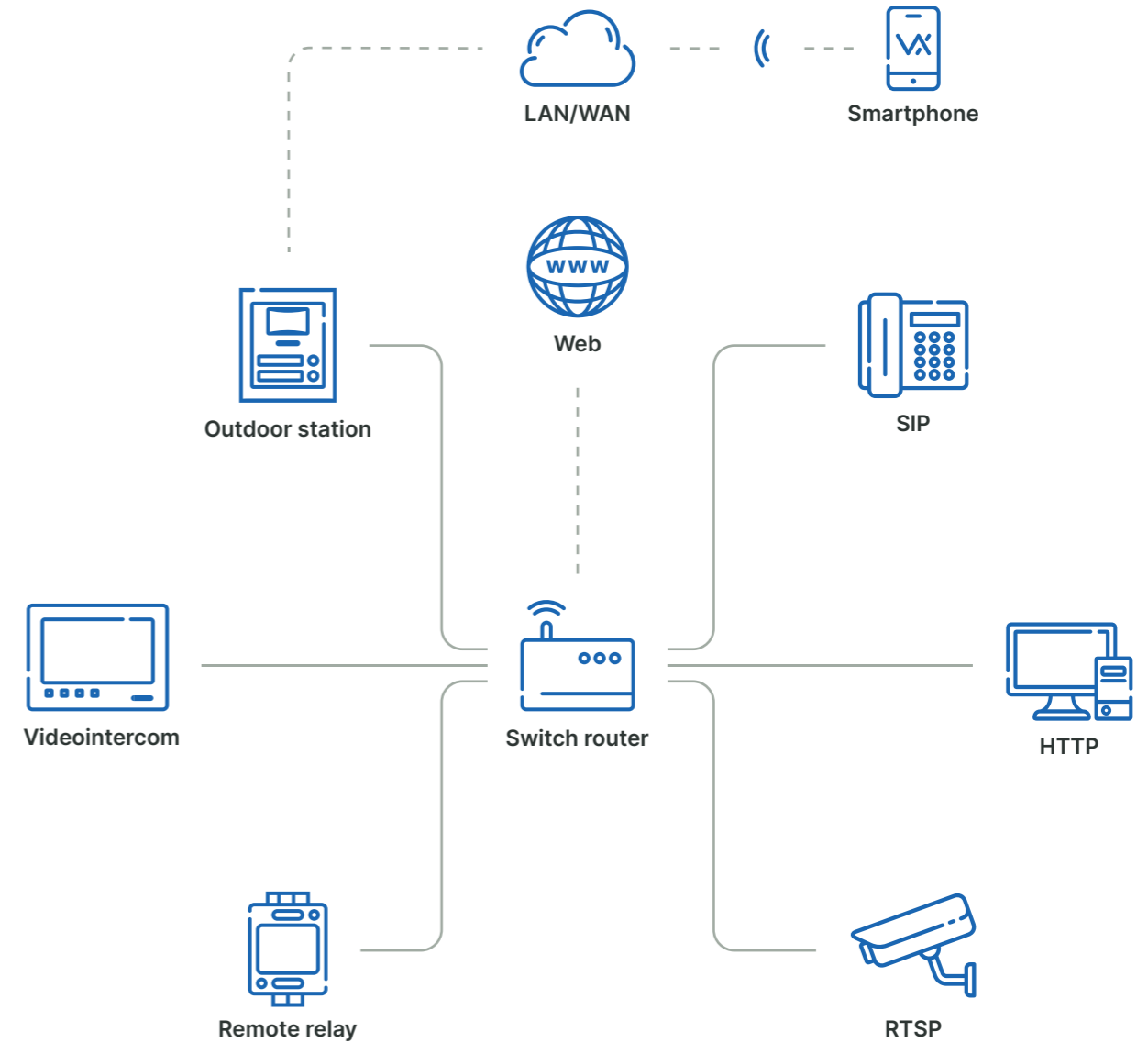
RTSP Protocol for integration with IP video surveillance systems: you can view the video streams of the video cameras directly on the video intercom or pick up the video stream from the entry panel to link it with a video surveillance system.

HTTP to manage all outdoor and indoor station commands and services on third-party platforms.

Proprietary Videx Protocol

In the case of a system that does not require interfacing with other systems, **IPure devices communicate with each other through the proprietary Videx protocol** allowing for instant self-learning devices, advanced configurations with the IPure Wizard, and considerable time savings.

The Videx protocol is constantly updated with the evolution of market needs, thus ensuring updates with features aimed at increasing comfort and services for the user. Moreover, the updates are free from licensing constraints and compatible with all devices, even older ones.



No license to use

All the features that characterise the IPure system in its maximum interoperability are available by default on each device, to allow professionals to **integrate IPure with third-party systems without any restrictions or additional costs**: home automation, VoIP telephony, video surveillance and security.

Ultra performance for larger more complex systems

IPure is not only the solution to create integrated systems, but it is ideal for use in all those **applications characterised by large distances, which are extensive and complex, with a high number of users**.

In fact, **IPure has no distance limits and no user limits, it is also an open, scalable and implementable system at any time**: you can tailor the system to your personal needs and it is possible to make subsequent changes and integrations.

It is the video intercom system that allows you to create extensive systems, articulated and characterised by numerous services to be managed, such as the **concierge switchboard** or **condominium video surveillance**.



The first plug & play video intercom for FTTH GPON systems

IPure is the first plug & play video intercom system that can be installed on FTTH GPON infrastructures to create multi-service systems.

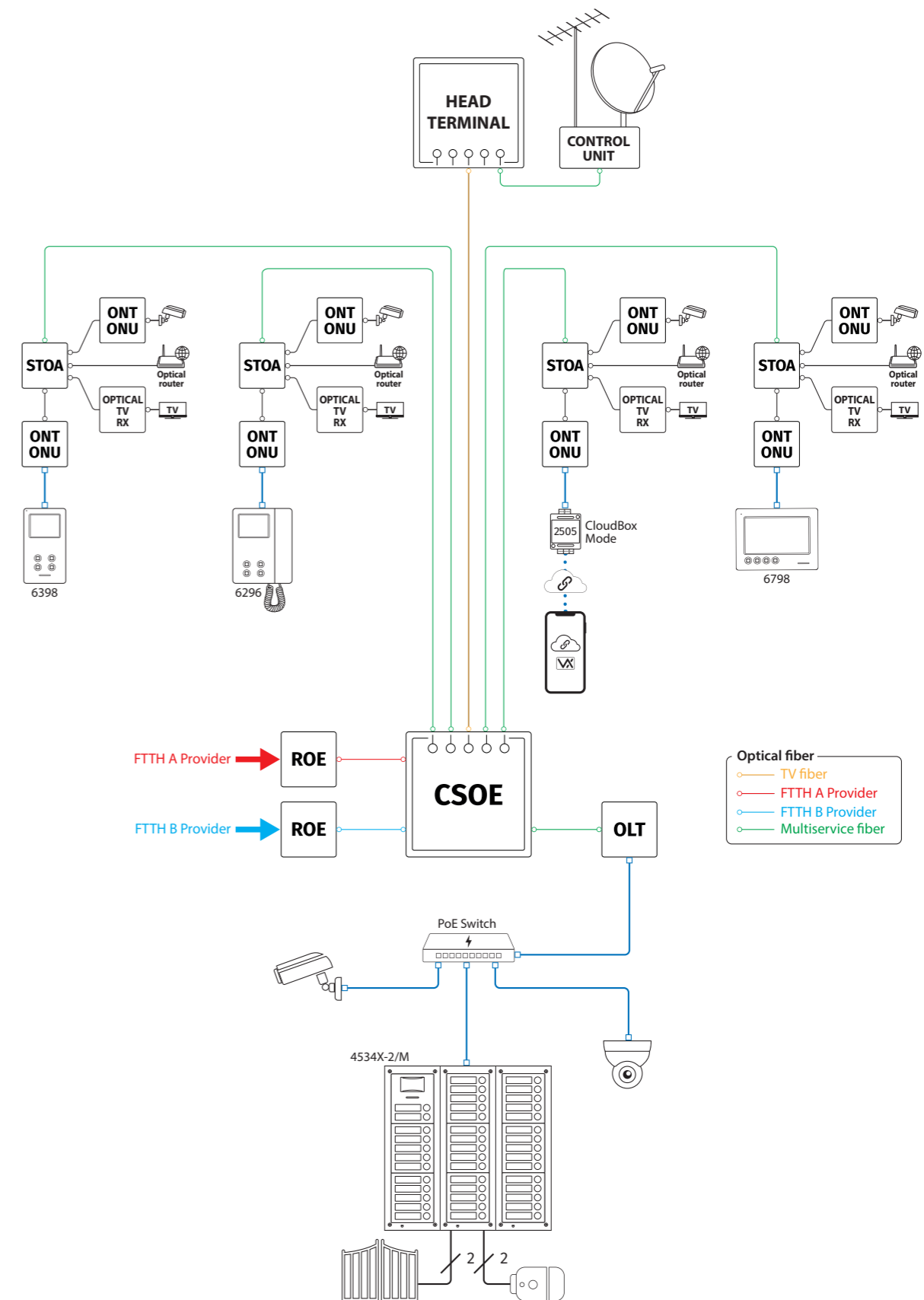
In these systems, the IPure video intercom runs along other services on the same single fibre that reaches from the control unit to the housing unit: **no additional fibre or traditional wiring is needed and no additional conversion devices or other accessories are needed.**

To install IPure in an FTTH GPON infrastructure, simply connect the outdoor station via UTP cable directly to the OLT, where other technologies also converge, and connect the indoor stations to the ONT/ONU via the same type of cable.

On the other hand, all other video intercom systems sold as IP, to be installed in a system with FTTH GPON technology, require the installation of separate wiring because they are not standard Ethernet.

This means that they CANNOT travel at the same time as the other services within the same fibre that reaches the housing unit, thus forcing users to set up an additional local control unit and an additional fibre dedicated to the video intercom.

With IPure, you create a complete video intercom system on the same fibre optic infrastructure and with a single fibre cable up to the housing unit; the configuration is extremely simple, moreover the savings are considerable in terms of time spent and costs, even for the end user.




With IPure, integration is free and unrestricted with all third-party systems.

It supports the main protocols used to allow multiple devices and systems to communicate with each other: HTTP, RTSP, VoIP.

This makes it the video intercom system suitable for applications that require absolute interoperability between systems for the creation of cutting-edge technological solutions. There are no distance limits, thus it is ideal for solutions characterised by large, varied spaces.

IPure is the first FTTH compatible plug & play video intercom system. It is the only one that can therefore be installed in an FTTH infrastructure immediately for the creation of multi-service systems as per national legislation.



All the features you want for your system

Forget the limits of fake IP systems, with IPure you have an infinite number of features.

Infinite number of outdoor stations

With IPure you can freely install outdoor audio and audio/video stations without a number limit, therefore ideal for applications ranging from residential structures such as a condominiums, to larger, more complex structures such as a large residence.

Simultaneous calls from outdoor stations to different indoor stations

Each outdoor audio and audio/video station on the system can call the desired extension even if a call to another extension is in progress.

Unlimited intercom communication

All the indoor stations installed on the same block/riser and also in different blocks/risers present on the same system can communicate with each other. Of course, intercommunication between indoor stations within the same housing unit is standard.

Standard Relay Services

For each outdoor station it is possible to activate **2 relay services for opening 2 gates**, for example the driveway and the pedestrian gate, one of which with capacitor discharge capable of opening even the most cumbersome electric locks.

Infinite additional services

In addition to actuation of 2 standard outdoor relays, you can install CloudBox and multiply features. For example, the opening of a gate/door where there is no outdoor station, lighting of staircases and any others you may wish.



IPure Wizard: the software for quick and easy configuration

Forget the difficult operations for configuration of a 2-wire analogue system and complications of the digital systems proposed thus far.

With the IPure Wizard software, **configure the system in a flash using a simple wizard, even remotely.**



Automatic configuration

Automatic configuration of network parameters and description of IPure system devices. Using the IPure Wizard, you can set an initialising preset for devices detected in the system.



System report

Useful for the professional to have an overview of the configurations made and check if they correspond to the required operation.



Replicating settings between devices

With this feature you can replicate common settings across multiple devices from one source device.



Device firmware update

IPure Wizard allows you to update the firmware of devices of the same model easily and quickly.



System backup

You can create a backup of all devices that are part of the installation and then restore the entire system or a single device.



Resetting devices

Resets all memorised settings.



Upload to Cloud


Thanks to the fully automatic upload to Cloud, users have the opportunity to use the Videx App.

Download IPure Wizard

Visit the site and [register](#) to download the IPure Wizard programming software, the latest firmware version and all manuals.

	IPure Wizard	Videx Firmware updater	IPure logger
Description	PC Software. IPure System Wizard configuration software	PC Software. Software for firmware updates	PC Software. View and manage messages from devices in the system
Operating system	MS Microsoft Windows® 7 or newer		MS Microsoft Windows® 7 or newer macOS 11.6 or newer

service.videx.it



Videx Cloud, services and features aimed at professional installers

The Videx Cloud is **completely free**, secure and relies on Amazon Web Services.

The entire infrastructure of services is supported by it: not only the application interface for users, but also advanced features useful for professionals. Simply input your credentials as an installer to access a range of available tasks to simplify your work.

How does the Videx Cloud work?

After registering the installer profile, simply use the same credentials to access the IPure Wizard software and upload the system to the Cloud.

With the same credentials you can visit the service website and have access to a series of functions from the system, while respecting the sensitive data of the owners:

- View the list and configurations of the loaded systems;
- Check the number and type of devices installed, assigned MAC addresses and firmware versions;
- Check parameters and information;
- For each device, display the features available for the App, their type and the custom names assigned;

Videx Cloud is also designed for the user, with additional features available to them compared to the App.

By registering the user profile, users can access a dedicated page to **display the systems paired with the App to which they have access, and the features available for each linked device.**

Users can **share all the features available with other users via a temporary or permanent QR code** and, if they want to restrict access to only some features, create groups of features and share them.

Each time another user scans the shared QR code, the main user will receive a notification email and can potentially block access, in addition to being able to **revoke it at any time.**



A dedicated App to manage all features remotely

The Videx App allows users to always stay in touch with their home by managing the video intercom directly from any smart device.

automatically, the App replicates exactly the same properties and features of the video intercom with which it is linked. This enables you to manage calls, activate services, verify who rang the intercom, inside and outside your home, with extreme ease.



Connect instantly without any configuration

The Videx App does not require any configuration: just register your profile and scan the QR code with your Smartphone camera. This allows the app to link with the video intercom automatically thus inheriting all its properties and features.



Easy and intuitive

The icons of the Videx App are similar to the symbols that we are all accustomed to during daily use of our mobile devices, thus ensuring extreme clarity and ease of use.

In addition, **all devices and services are displayed with custom names** freely chosen during installation, to identify at a glance what you want to operate.



Discover what you can do with the Videx App

The App replicates all the features of the linked video intercom.

Push notifications are always enabled and appear even if the app is closed or the phone screen is locked. In addition, the App shows the **status of the devices** (online, offline) and the **status of each feature** (on, off) to always have feedback on services.

Videx App is free to download from the App Store and Google Play, does not require sensitive data for registration and is extremely stable, so you can be sure to have everything under control at all times.



Answer calls when you're away from home

You can answer from your smartphone wherever you are, whether in the office, on vacation or even if you don't feel like getting up from the couch. And if you can't even answer from your phone, you can check the **list of calls to see if someone was looking for you and when**, in addition to the history of calls received and made.



Open your home gate without a remote control

Do you want to let a loved one in, but they don't have the keys and you're not home? **With just one touch, you can open the gate or another lock and allow entry to whoever you want**, whenever you want, and also use this feature if you prefer not to use the remote control.



Manage multiple apartments and systems

With the Videx App there are no limits to the devices that you can control.

You can link multiple video intercoms within the same system with the App. For example, on the lower and upper floors, or in several different systems, such as in your main house, holiday home or office.

All video intercoms that you have linked with the App are automatically displayed on the main screen. You can control the features of the different devices **without having to logout and then reconnect and, above all, you will never miss any calls.**



Customising access and service levels

In case of multiple video intercoms within the same system or in separate systems, **you can customise the levels of access and use of the features depending on the user.**

For example, in your office you can have two video intercoms, one of which is set with reduced features that only open the door and you can decide to link the latter with your colleagues App, thus preventing them from activating the additional features present on the other video intercom.



Turn off features

If you want more privacy and wish not to be disturbed by phone calls or if you want to exclude a feature from the remote control, you can easily turn it off through the App. And if you change your mind, reactivate it whenever you want.



See what's happening near your home

Whether you're out or at home, you can check your smartphone and view the outdoor station video intercom to see what's happening



Videx for El Futuro Property, Hong Kong

El Futuro is an innovative residential centre in Hong Kong, characterised by extremely modern, high-end architecture.

The complex consists of two grand towers that enclose 266 luxurious apartments, finished with refined, prestigious features.

The project has an elegant, sophisticated identity that is also evident in the design. In fact, it was essential to equip the complex with a **cutting-edge video intercom system to ensure that residents would have all the latest services and maximum comfort, with reliability over time.**

All the luxury apartments at El Futuro Property are completed with the exclusive IPure video intercom system, the first to guarantee unlimited integration and cutting-edge functionality,

combined with the prestige of Made in Italy products.

A common infrastructure has been built for this project and the IPure system has been integrated with third-party CCTV and VoIP systems.

Residents thus have the possibility of **maximising the security of environments thanks to the supervision feature of the condominium video surveillance system**, and can take advantage of all the conveniences of the **VoIP concierge switchboard.**

IPure was the perfect choice for this project because it can offer the user a superior experience in line with the high standards of the El Futuro complex.



Multiply system features thanks to Cloudbox

With CloudBox add all the features you want to the system and remote controls via App, even without the need to install an internal station.



How CloudBox works

The innovative CloudBox is the first device that makes it possible to add an infinite number of services and accessory features to the system with IPure technology, in addition to the standard ones already present.

You can open the door or gate, turn on the lights, turn on the irrigation, manage the shutters and many other actuations. An unlimited number of CloudBoxes can be installed in the system, so the features available are endless.

CloudBox has 2 programmable inputs and 2 outputs with standard, switched and pulse operation.

Total management remotely

All the additional CloudBox features can be managed remotely via the Videx App: this allows you to answer calls, open the gate and activate all the services set, remotely.

Use CloudBox without installing the video intercom.

Cloudbox can also be installed without an indoor IPure station: simply link CloudBox with the outdoor IPure technology push-button panel using the IPure Wizard software and follow the guided procedure.

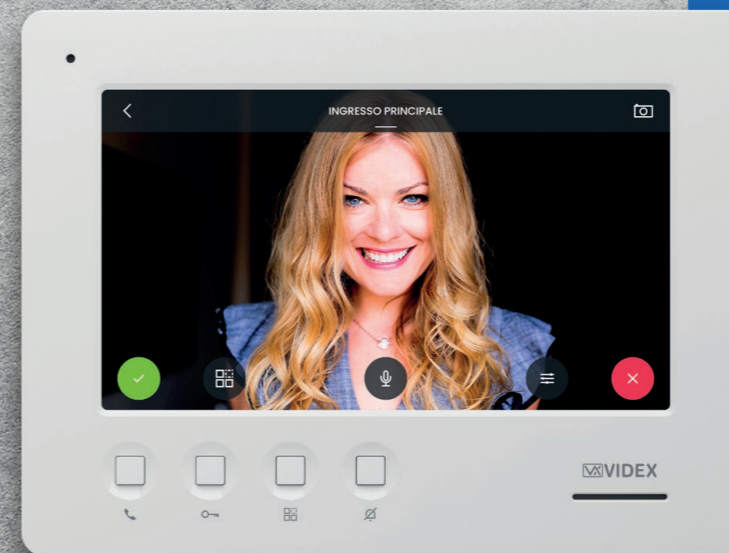
At the end of this procedure, the QR code is generated to be scanned with a smartphone or tablet to transfer all the set features to the App.

This enables anyone who does not want to install an indoor station to still take advantage of the unlimited features and conveniently manage them remotely.

Indoor stations

Video intercom

6700 SERIES



The all-in-one
portal panel
of integrated
technologies
and features

New 6700 series intercom

The new series 6700 with IPure technology is powerful and **fully interoperable**, supports **SIP, RTSP and HTTP protocols** that allow for **communication with all third-party devices**, and it is possible to create integrated professional solutions for Security, VoIP, Smart Building, Smart Home and CCTV.

With the new 6700 monitor, you can build a system with the freedom to choose the best specialist partners for the other systems, thus offering the user a truly high level integrated solution and performance.

The new 6700 features **plug & play installation on FTTH GPON infrastructures** for the creation of multi-service systems: no additional wiring is needed, thus enabling you to reduce time and labour costs.

The system can be integrated with other third-party systems without any restrictions.

Multi-compatible: SIP, RTSP, HTTP

Ideal for large building solutions

The all-in-one panel for supervision of integrated technologies

Plug & play on FTTH GPON infrastructures

Remote function control via free App

Integrated smart chronothermostat



Standard integrated smart programmable chronothermostat in the new 6700 video intercom

Do you want to manage the **temperature control** of your environments with a **smart App**?

You can do this with the new 6700 video intercom with integrated programmable chronothermostat: you don't have to buy additional devices and you can get all the features you want on the free App.

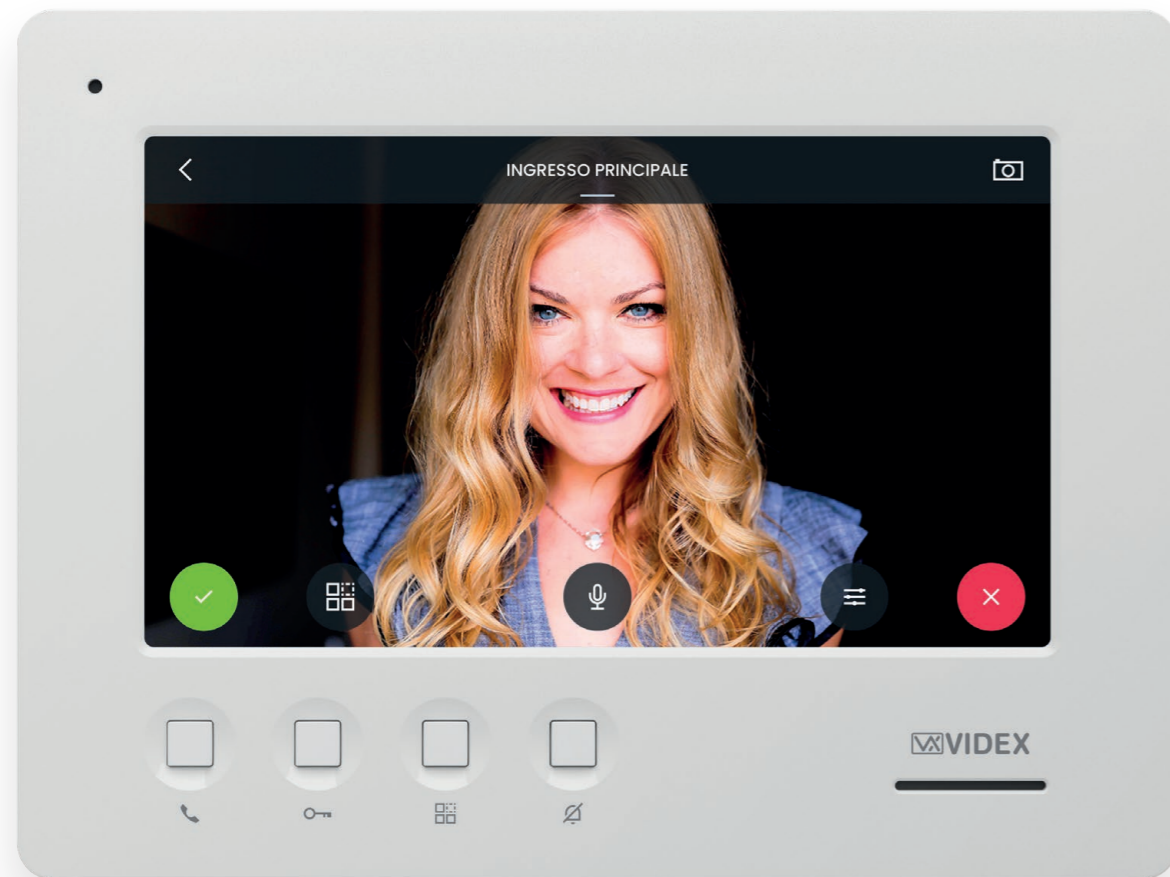
To manage smart temperature control, it has always been necessary to buy and install a special device, thus spending a lot more and also compromising interior aesthetics with an umpteenth device placed on the wall and an umpteenth App to download for use.

Finally, today you can manage temperature control directly from your video intercom with the new 6700, with a standard smart programmable thermostat for monitoring and controlling the temperature, locally and remotely.

You will not have to buy any other device, thus you will save money and also maintain harmonious environments, but, above all, you will be able to manage temperature control directly from your video intercom and remotely through a single, completely free Videx App, without licensing constraints.

It is easy to use, thanks to the interface designed for users that is identical for both the local command and the App, which allows for every operation to be within everyone's reach, but, above all, you can have everything under control and optimise consumption.

- Adjust the chronothermostat regardless of the set programming and room temperature;
- Display of the set temperature and the humidity rate of the room;
- Set and change default programs according to your habits through weekly management and by time bands;
- Manage the chronothermostat functions from multiple mobile devices;
- Control of the programmable features of multiple video intercoms installed within the same home and setting of the desired temperature for each area of the house;
- In the case of multiple 6700 video intercoms installed in different homes (e.g. main house and holiday home), you can manage the chronothermostat features of all devices directly from the same app.



7" TFT LCD display 16/9 full touch capacitive touchscreen

The large display with full-touch function facilitates navigation between functions and **transforms the video intercom into the all-in-one monitor of integrated technologies.**

4 configurable tactile buttons

The front buttons are designed to make **the main features of the video intercom quick and immediate.**

- Auto power on/voice input;
- Intercommunication;
- Privacy service;
- Relay activation.

All buttons are configurable with respect to the default setting, allowing for maximum customisation of the services.

LCD high resolution 800×480 pixel

The 800×480 pixel resolution allows for a **very high quality display** consistent with the 4000 series outdoor video stations that reach resolutions of up to 1Mpx.

In addition, it ensures uncompromising visual performance in case of integration with third-party IP video cameras, via RTSP protocol.

Embedded Linux Hardware

Linux is synonymous with information processing speed and reliability over time: these features mean that the new 6700 monitor offers **smooth management of all video intercom and integration operations.**

Full duplex speaker

The 6700 monitor has full duplex audio and intelligibility from true audio specialists, ensuring clear, seamless conversations.

Integrated browser

The integrated browser allows for full **interoperability with third-party devices that have their own web server.**

Through plug-ins from many Security, Home Automation and CCTV manufacturers, it is possible to **quickly integrate the basic features**, with guaranteed automatic updates and without complex configurations.

PoE and 12V DC power supply

The 6700 video intercom with IPure technology can be powered directly through switches with PoE outputs from any manufacturer: this solution allows for **maximum flexibility in scalable execution and optimises implementation and maintenance costs.**

The 12V DC power supply can be used when there are no PoE switches.

Optional Wi-Fi Dongle module

Thanks to the Wi-Fi Dongle module, the video intercom can be **connected to a homes local WiFi network** if there is no communal internet network.

On the other hand if this is available, the Wi-Fi Dongle module allows for the video intercom to **use both networks for the purpose of integration** with other systems.

Outdoor station monitoring and PiP feature during conversations

Switching of the outdoor station audio/video camera feature is possible **without any limits.**

Thanks to the RTSP protocol, it is possible to **implement additional IP video cameras**, also by switching the latter.

During conversations, it is possible to **view a second video camera by using Picture In Picture mode.**



6700 SERIES

6700 Series: The all-in-one portal panel of integrated technologies and features

The new series 6700 with IPure technology is powerful and fully interoperable, supports SIP, RTSP and HTTP protocols that allow for communication with all third-party devices, and it is possible to create integrated professional solutions for Security, VoIP, Smart Building, Smart Home and CCTV.



6300 SERIES

6300 Series: hands free in an ultra-compact format

The 6300 Series features a full-duplex audio speaker with an audio output from acoustic specialists; the ultra-compact design makes it perfect for any application.



6200 SERIES

6200 Series: the classic handset model evolves with the latest technology

The 6200 Series video intercoms are the classic models with handset, featuring 3.5" monitors and stand out for their elegant, compact design.

In addition, thanks to IPure technology, they offer many advanced features for a comprehensive and efficient system.



3000 SERIES

3000 Series: the advanced intercom for integration with third-party systems and remote services

The new 3196 intercom includes the standard SIP protocol, thanks to which it can be **paired with VoIP switchboards** for audio communication sessions, without the need for additional devices.

Today, the VoIP telephony system is the most widely used in the business, hospitality, hospital, industrial and commercial sectors in general, and the 3196 intercom is ideal for all these applications where there are service areas **where a telephone is not envisaged and a monitor would be superfluous.**

The same is true in residential contexts where additional features may be needed, but a **basic less expensive device** is preferred.

The 3196 intercom is available for surface installation or tabletop placement, it is possible to adjust the call volume (3 levels) and it has 5 buttons that are freely configurable for the following features: Open Door, Intercom, Auto Power On, Timed Privacy Service, other services, SIP Call, DTMF Transmission and sending Messages.

Outdoor stations

Push-button panel

FLUSH SERIES



**Flush
push-button
panel:
super slim,
futuristic,
vandal
resistant**

The Flush push-button panel consists of a 2.5 mm steel plate, a thickness that allows it to be elegant and stylish while ensuring maximum impact resistance with an **IK09 certification**.



IP65



IK09



1Mpx

Freedom of installation

The analogue composition, developed on the support of up to 9 modules, can handle **up to 42 audio and audio/video users**.

The digital version is characterised by its **compact size that occupy only 2 modules**.

Extreme strength and durability over time

The 4000 series push-button panel is **vandal resistant with a certified degree of impact resistance up to IK09**; the modules are made of AISI 316 satin-finished stainless steel (marine grade) for installations in critical environments exposed to the elements.

Weather resistant

Thanks to the neoprene gasket present in the module holder frames, the push-button panel always has a **perfect grip to the wall even on uneven surfaces**.

The **IP65 certification** makes the installation of frames or rain shields unnecessary.

Reduced installation and maintenance time

The module holder frame has side hinges that allow for the outdoor stations to be opened like a book, **thus facilitating installation, inspection and maintenance procedures**.

All modules use flat IDC cables for **fast installation, thus reducing installation times**.

Multi-protocol

RTSP: Enables integration with third-party NVRs and IP video cameras.

SIP: allows for integration with VoiP telephone switchboards.

HTTP: allows for the management of all inputs and outputs on third-party management platforms.

Standard RFID reader

All audio and video modules and the digital panels have an **RFID reader for proximity keys for access control**: it is possible to configure 10,000 955/T key tags or 955/C cards.

Visual and acoustic alerts

The audio and video modules are equipped with **4 visual alert LEDs for the hearing impaired, or graphic display in the digital version**: busy, call in progress, open communication and open door. **Acoustic alerts for the visually impaired** indicate a call in progress and busy status.

High quality microphone: Hi-Fi intelligibility

The audio and video modules are equipped with a high quality microphone, the audio balance is perfect and Larsen effect or amplification issues in general are eliminated.

High resolution colour wide-angle video cameras

The video camera is a **720p (1Mpx) high resolution CMOS colour wide-angle with autoiris**.

The wide-angle digital autofocus technology and the 4 white LEDs capture a very large viewing area, up to 80° vertically and 170° horizontally, with very high image quality and sharpness even at night.

PoE power supply

Power is provided through third-party PoE switches, optional 12V DC power supply can also be used.

Push-button panel

4000 SERIES



4000 Series push-button panel: redefines the modular solution standard

Extremely sturdy, easy to install and super compact, it is available in an **analogue push-button panel and digital panel version with electronic address book**.

Its tech design makes it modern and can be contextualised in every application, from residential to large buildings, Commercial and industrial structures.



IP65



IK07



1Mpx

Indoor stations



6798

7" Connected video intercom full-duplex audio speaker

6700 Series video intercom, Embedded Linux operating system, 7" 16/9 high resolution (800x480 pixels) LCD TFT full touch capacitive touchscreen, full-duplex audio speaker, temperature/humidity sensor, 2 active/low inputs, 2 relay outputs that can be activated locally (C, NO - max 35V DC 50mA), 4 tactile buttons that can be configured or dedicated to preset functions: conversation/auto power on, door opener, intercom call, video camera/privacy service switching, etc. Contrast adjustment, brightness and call volume. Local call input, intercom function configurable through GUI menu. Features: privacy programmable through GUI menu, weather widget, switching outdoor audio/video stations or CCTV video cameras implemented with RTSP protocol, event log available locally or through the VIDEX APP, CCTV implementation with PiP feature. Smart chronothermostat function that can be managed locally or through the Videx APP. Integrated browser, Multi-compatibility with protocols: SIP 2.0, RTSP, HTTP. Optional Wi- Fi Dongle module. DNGL. White ABS material. RJ-45 port 10/100 Mbps. IEEE 802.3af (Class 0) PoE Power, or 12V DC - 650mA. Dimensions: 200x150x27mm. Wall-mounted, optional table base cod. 67932.



6296

3.5" Connected video intercom with handset

6200 Series video intercom, 3.5" resolution (320x240 pixels) resistive touch TFT LCD monitor, 2 active/low inputs, 2 relay outputs that can be activated locally and remotely through the VIDEX APP (C, NO - max 35V DC 50mA), 4 tactile buttons that can be configured or dedicated to preset features: conversation/auto power on, door opener, intercom call, video camera switching/privacy service. Contrast adjustment, brightness and call volume. Local call input, intercom function configurable through GUI menu. Features: privacy programmable through GUI menu, switching outdoor audio/video stations, event log available locally or through the VIDEX APP. Multi-compatibility protocols: SIP 2.0, HTTP. White ABS material. RJ-45 port 10/100 Mbps. IEEE 802.3af (Class 0) PoE Power, or 12V DC - 300mA. Dimensions: 144x182x27mm. Wall-mounted, optional table base cod. 62932.



6398

3.5" Connected video intercom full-duplex audio speaker

6300 Series video intercom, 3.5" resolution (320x240 pixels) resistive touchscreen TFT LCD monitor, 2 active/low inputs, 2 relay outputs that can be activated locally and remotely through the VIDEX APP (C, NO - max 35V DC 50mA), full-duplex audio speaker, 4 tactile buttons that can be configured or dedicated to preset features: conversation/ auto power on, open-door, multiple intercom call, switching video camera/privacy service. Contrast adjustment, brightness and call volume. Local call input, intercom function. Features: privacy programmable through GUI menu, switching outdoor audio/video stations, event log available locally or through the VIDEX APP. Multi-compatibility with protocols: SIP 2.0, HTTP. White ABS material. RJ-45 port 10/100 Mbps. IEEE 802.3af (Class 0) PoE Power, or 12V DC - 300mA. Dimensions: 102x182x27mm. Wall-mounted, optional table base cod. 63932.



3196

Intercom with handset

3000 Series intercom, 5 buttons configurable for features: open door, intercom call, auto power on, timed privacy service, service, SIP call, DTMF transmission and send messages. 1 LED for services: privacy, status. 2 inputs. Call volume adjustment (3 levels), number of rings and ringtone. White ABS material. RJ-45 port 10/100 Mbps. IEEE 802.3af (Class 0) PoE Power, or 12V DC - 250mA. Dimensions: 85x218x55mm. Wall-mounted, optional table base cod. 3038/IP.



2505

Cloudbox

IP relay module, 2 relays with clean contacts (C,NC,NO - max 24V AC/DC 2A) with standard, switched and pulse operation. 2 programmable inputs of active/low type. RS-485 Interface. 2 buttons for direct activation of the relays. Main modes: door relay replication, ringer repeater, elevator control, CLOUDBOX that allows the use of the Videx APP without necessarily using a video intercom. Bootloader mode for firmware update and restore functionality. HTTP protocol implemented. Surface installation. IEEE 802.3af (Class 0) PoE power supply, or 12V DC - 150mA. Surface installation.



HDR-15-12

Power Supply

Power Supply common to all systems. 12Vdc/1.25A power supply. Installation on a DIN rail (1 module).



DNGL

Wi-Fi Dongle for 6798

Optional device that can be inserted inside the video intercom Cod. 6798 for connection to the local Wi-Fi network. An alternative connection type to the standard Ethernet connection. Allows for the possibility of integration with third-party devices.



67932

Table base for 6798

Table base for video intercom Cod. 6798. Material: Satin finish Stainless Steel.



62932

Table base for 6296

Table base for video intercom Cod. 6296. Material: Satin finish Stainless Steel.



63932

Table base for 6398

Table base for video intercom Cod. 6398. Material: Satin finish Stainless Steel.



3038/IP

Table base for 3196

Table base for 3000 series intercoms. Material: painted steel.

Outdoor stations



4514V

Vandal resistant digital audio/video panel for IPure system

Audio/video panel with 4000 series numerical keypad for IPure system including 1/4" CMOS colour autoiris video camera with 3.3V/lux-sec @550nm (min 0.1lux) sensitivity and 1280×720(720p/1Mpx) / 640×480(VGA) / 352×288(CIF) / 320×240(QVGA) / 176×144(QCIF) resolution, frame rate @30ips. Wide angle view (V80°x170°H). H.264/H.263 +/H.263 video codec, RTP/RTSP video protocol. 4 LED white light for night vision. 1 integrated microphone, 1 integrated speaker, class D 1W amplifier. Full-duplex audio (AEC) feature with digital noise/disturbance reduction. G711 μ -law/A-law audio codec, Videx IPure/RTP audio protocol. Sampling frequency 8kHz. Integrated RFID proximity reader (125kHz: EM4100/EM4102) for use of up to 10,000 proximity keys Cod. 955/T or ISO3 cards, the key configuration takes place through the PC using IPure Wizard software. Graphic display with blue backlight 128×64px. Directory of 10,000 contacts selectable from the alphanumeric keypad and viewable from the display. Wiegand interface (34 programmable bits). Visual alert on the system status display: busy, call in progress, open communication and open door. Acoustic alert for the visually impaired: open communication and open door. Configurable programming of door opening time and conversation. 2 C-NO-NC clean contact series relays (max 24V AC/DC - 2A), 2 standard programmable inputs (PTE). 1 RS-485 bus port. Adjustable microphone and speaker levels. Blue LED button backlighting. Microphone to be housed in the specific compartment of the module holder frames that allows for better sound output even in noisy environments, also eliminating any Larsen effect issues. Videx IPure/CloudNected proprietary protocol. Multi-compatibility with protocols: SIP 2.0 (UDP), 802.1x, RTP, RTSP, HTTP. Satin-finished AISI 316 stainless steel plate (marine grade) that provides durability in installations subject to atmospheric agents and in the vicinity of marine environments. Vandal resistant plate with IK09 and IP65 protection rating. Operating temperature -20°/+60°C. Power PoE 802.3af (Class 0 - 12.95W) or 12V DC \pm 15%/400mA. RJ45 10/100 BASE-TX LAN Port with Auto-MDIX, Cat-5 or higher recommended cable. Simplified device configuration through IPure Wizard software. Dimensions: 103×240mm. The size of 2 modules.



4514RV

Vandal resistant digital audio/video panel with electronic address book for IPure system

Audio/video panel with electronic address book and 4000 Series digital keypad for IPure system including 1/4" CMOS colour autoiris video camera with 3.3V/lux-sec@550nm (min 0.1lux) sensitivity and 1280×720(720p/1Mpx) / 640×480(VGA) / 352×288(CIF) / 320×240(QVGA) / 176×144(QCIF) resolution, frame rate @30ips. Wide angle view (V80°x170°H). H.264/H.263 +/H.263 video codec, RTP/RTSP video protocol. 4 LED white light for night vision. 1 integrated microphone, 1 integrated 8 Ω /2W speaker, 1W class D amplifier. Full-duplex audio (AEC) feature with digital noise/disturbance reduction. G711 μ -law/A-law audio codec, Videx IPure/RTP audio protocol. Sampling frequency 8kHz. Integrated RFID proximity reader (125kHz: EM4100/EM4102) for use of up to 10,000 proximity keys Cod. 955/T or ISO3 cards, the key configuration takes place through the PC using IPure Wizard software. Graphic display with blue backlight 128×64px. Directory of 10,000 contacts selectable from the alphanumeric keypad and viewable from the display. Wiegand interface (34 programmable bits). Visual alert on the system status display: busy, call in progress, open communication and open door. Acoustic alert for the visually impaired: open communication and open door. Configurable programming of door opening time and conversation. 2 C-NO-NC clean contact series relays (max 24V AC/DC - 2A), 2 standard programmable inputs (PTE). 1 RS-485 bus port. Adjustable microphone and speaker levels. Blue LED button backlighting. Microphone to be housed in the specific compartment of the module holder frames that allows for better sound output even in noisy environments, also eliminating any Larsen effect issues. Videx IPure/CloudNected proprietary protocol. Multi-compatibility with protocols: SIP 2.0 (UDP), 802.1x, RTP, RTSP, HTTP. Satin-finished AISI 316 stainless steel plate (marine grade) that provides durability in installations subject to atmospheric agents and in the vicinity of marine environments. Vandal resistant plate with IK09 and IP65 protection rating. Operating temperature -20°/+60°C. Power PoE 802.3af (Class 0 - 12.95W) or 12V DC \pm 15%/400mA. RJ45 10/100 BASE-TX LAN Port with Auto-MDIX, Cat-5 or higher recommended cable. Simplified device configuration through IPure Wizard software. Dimensions: 103×240mm. The size of 2 modules.



4514V/F

Vandal resistant digital audio/video panel for IPure system

Audio/video panel with FLUSH series numerical keypad for IPure system including 1/4" CMOS colour autoiris video camera with 3.3V/lux-sec @550nm (min 0.1lux) sensitivity and 1280×720(720p/1Mpx) / 640×480(VGA) / 352×288(CIF) / 320×240(QVGA) / 176×144(QCIF) resolution, frame rate @30ips. Wide angle view (V80°x170°H). H.264/H.263 +/H.263 video codec, RTP/RTSP video protocol. 4 LED white light for night vision. 1 integrated microphone, 1 integrated speaker, class D 1W amplifier. Full-duplex audio (AEC) feature with digital noise/disturbance reduction. G711 μ -law/A-law audio codec, Videx IPure/RTP audio protocol. Sampling frequency 8kHz. Integrated RFID proximity reader (125kHz: EM4100/EM4102) for use of up to 10,000 proximity keys Cod. 955/T or ISO3 cards, the key configuration takes place through the PC using IPure Wizard software. Graphic display with blue backlight 128×64px. Directory of 10,000 contacts selectable from the alphanumeric keypad and viewable from the display. Wiegand interface (34 programmable bits). Visual alert on the system status display: busy, call in progress, open communication and open door. Acoustic alert for the visually impaired: open communication and open door. Configurable programming of door opening time and conversation. 2 C-NO-NC clean contact series relays (max 24V AC/DC - 2A), 2 standard programmable inputs (PTE). 1 RS-485 bus port. Adjustable microphone and speaker levels. Blue LED button backlighting. Videx IPure/CloudNected proprietary protocol. Multi-compatibility with protocols: SIP 2.0 (UDP), 802.1x, RTP, RTSP, HTTP. Satin-finished AISI 316 stainless steel plate (marine grade) that provides durability in installations subject to atmospheric agents and in the vicinity of marine environments. Vandal resistant plate with IK09 with 2.5 mm thickness and IP65 protection rating. Operating temperature -20°/+60°C. Power PoE 802.3af (Class 0 - 12.95W) or 12V DC \pm 15%/400mA. RJ45 10/100 BASE-TX LAN Port with Auto-MDIX, Cat-5 or higher recommended cable. Simplified device configuration through IPure Wizard software. Dimensions: 135×280×47mm. Flush box included, dimensions 120×263×45mm. No installation accessories required.



4514RV/F

Vandal resistant digital audio/video panel with electronic address book for IPure system

Audio/video plate panel electronic address book and FLUSH Series digital keypad for IPure system including 1/4" CMOS colour autoiris video camera with 3.3V/lux-sec@550nm (min 0.1lux) sensitivity and 1280×720(720p/1Mpx) / 640×480(VGA) / 352×288(CIF) / 320×240(QVGA) / 176×144(QCIF) resolution, frame rate @30ips. Wide angle view (V80°x170°H). H.264/H.263 +/H.263 video codec, RTP/RTSP video protocol. 4 LED white light for night vision. 1 integrated microphone, 1 integrated 8 Ω /2W speaker, 1W class D amplifier. Full-duplex audio (AEC) feature with digital noise/disturbance reduction. G711 μ -law/A-law audio codec, Videx IPure/RTP audio protocol. Sampling frequency 8kHz. Integrated RFID proximity reader (125kHz: EM4100/EM4102) for use of up to 10,000 proximity keys Cod. 955/T or ISO3 cards, the key configuration takes place through the PC using IPure Wizard software. Graphic display with blue backlight 128×64px. Directory of 10,000 contacts selectable from the alphanumeric keypad and viewable from the display. Wiegand interface (34 programmable bits). Visual alert on the system status display: busy, call in progress, open communication and open door. Acoustic warning for the visually impaired: open communication and open door. Configurable programming of door opening time and conversation. 2 C-NO-NC clean contact series relays (max 24V AC/DC - 2A), 2 standard programmable inputs (PTE). 1 RS-485 bus port. Adjustable microphone and speaker levels. Blue LED button backlighting. Videx IPure/CloudNected proprietary protocol. Multi-compatibility with protocols: SIP 2.0 (UDP), 802.1x, RTP, RTSP, HTTP. Satin-finished AISI 316 stainless steel plate (marine grade) that provides durability in installations subject to atmospheric agents and in the vicinity of marine environments. Vandal resistant plate with IK09 with 2.5 mm thickness and IP65 protection rating. Operating temperature -20°/+60°C. Power PoE 802.3af (Class 0 - 12.95W) or 12V DC \pm 15%/400mA. RJ45 10/100 BASE-TX LAN Port with Auto-MDIX, Cat-5 or higher recommended cable. Simplified device configuration through IPure Wizard software. Dimensions: 135×280×47mm. Flush box included, dimensions 120×263×45. No installation accessories required.



4504X-0/M

Audio module - 0 buttons for IPure system

4000 Series 0-button audio module for IPure system including 1 integrated microphone, 1 integrated 8Ω/2W speaker, 1W class D amplifier. Full-duplex audio (AEC) feature with digital noise/disturbance reduction. G711 μ-law/A-law audio codec, Videx IPure/RTP audio protocol. Sampling frequency 8kHz. Integrated RFID proximity reader (125kHz: EM4100/EM4102) for use of up to 10,000 proximity keys Cod. 955/T or ISO3 cards, the key configuration takes place through the PC using IPure Wizard software. Wiegand interface (34 programmable bits). IDC connector for connection via flat cable (supplied) with other optional modules (maximum 8 modules for a total of 42 buttons). 4 LEDs for visual alert of system status: busy, call in progress, open communication and open door. Acoustic alert for the visually impaired: open communication and open door. Configurable door opening time and conversation. 2 C-NO-NC clean contact series relays (max 24V AC/DC - 2A), 2 standard programmable inputs (PTE). 1 RS-485 bus port. Adjustable microphone and speaker levels. Blue LED information card backlighting. Microphone to be housed in the specific compartment of the module holder frames that allows for better sound output even in noisy environments, also eliminating any Larsen effect issues. Videx IPure proprietary protocol. Multi-compatibility with protocols: SIP 2.0 (UDP), 802.1x, RTP, HTTP. Satin-finished AISI 316 stainless steel plate (marine grade) that provides durability in installations subject to atmospheric agents and in the vicinity of marine environments. Vandal resistant plate with IK07 and IP65 protection rating. Operating temperature -20°/+60°C. Power PoE 802.3af (Class 0 - 12.95W) or 12V DC ± 15%/400mA. RJ45 10/100 BASE-TX LAN Port with Auto-MDIX, Cat-5 or higher recommended cable. Simplified device configuration through IPure Wizard software. Dimensions: 103×120×43mm. 1 module.



4504X-1/M

Audio module - 1 button for IPure system

4000 Series 1-button audio module for IPure system including 1 integrated microphone, 1 integrated 8Ω/2W speaker, 1W class D amplifier. Full-duplex audio (AEC) feature with digital noise/disturbance reduction. G711 μ-law/A-law audio codec, Videx IPure/RTP audio protocol. Sampling frequency 8kHz. Integrated RFID proximity reader (125kHz: EM4100/EM4102) for use of up to 10,000 proximity keys Cod. 955/T or ISO3 cards, the key configuration takes place through the PC using IPure Wizard software. Wiegand interface (34 programmable bits). IDC connector for connection via flat cable (supplied) with other optional modules (maximum 8 modules for a total of 42 buttons). 4 LEDs for visual alert of system status: busy, call in progress, open communication and open door. Acoustic alert for the visually impaired: open communication and open door. Configurable programming of door opening time and conversation. 2 C-NO-NC clean contact series relays (max 24V AC/DC - 2A), 2 standard programmable inputs (PTE). 1 RS-485 bus port. Adjustable microphone and speaker levels. Blue LED information card backlighting. Microphone to be housed in the specific compartment of the module holder frames that allows for better sound output even in noisy environments, also eliminating any Larsen effect issues. Videx IPure proprietary protocol. Multi-compatibility with protocols: SIP 2.0 (UDP), 802.1x, RTP, HTTP. Satin-finished AISI 316 stainless steel plate (marine grade) that provides durability in installations subject to atmospheric agents and in the vicinity of marine environments. Vandal resistant plate with IK07 and IP65 protection rating. Operating temperature -20°/+60°C. Power PoE 802.3af (Class 0 - 12.95W) or 12V DC ± 15%/400mA. RJ45 10/100 BASE-TX LAN Port with Auto-MDIX, Cat-5 or higher recommended cable. Simplified device configuration through IPure Wizard software. Dimensions: 103×120×43mm. 1 module.



4504X-2/M

Audio module - 2 buttons for IPure system

4000 Series 2-button audio module for IPure system including 1 integrated microphone, 1 integrated 8Ω/2W speaker, 1W class D amplifier. Full-duplex audio (AEC) feature with digital noise/disturbance reduction. G711 μ-law/A-law audio codec, Videx IPure/RTP audio protocol. Sampling frequency 8kHz. Integrated RFID proximity reader (125kHz: EM4100/EM4102) for use of up to 10,000 proximity keys Cod. 955/T or ISO3 cards, the key configuration takes place through the PC using IPure Wizard software. Wiegand interface (34 programmable bits). IDC connector for connection via flat cable (supplied) with other optional modules (maximum 8 modules for a total of 42 buttons). 4 LEDs for visual alert of system status: busy, call in progress, open communication and open door. Acoustic alert for the visually impaired: open communication and open door. Configurable programming of door opening time and conversation. 2 C-NO-NC clean contact series relays (max 24V AC/DC - 2A), 2 standard programmable inputs (PTE). 1 RS-485 bus port. Adjustable microphone and speaker levels. Blue LED information card backlighting. Microphone to be housed in the specific compartment of the module holder frames that allows for better sound output even in noisy environments, also eliminating any Larsen effect issues. Videx IPure proprietary protocol. Multi-compatibility with protocols: SIP 2.0 (UDP), 802.1x, RTP, HTTP. Satin-finished AISI 316 stainless steel plate (marine grade) that provides durability in installations subject to atmospheric agents and in the vicinity of marine environments. Vandal resistant plate with IK07 and IP65 protection rating. Operating temperature -20°/+60°C. Power PoE 802.3af (Class 0 - 12.95W) or 12V DC ± 15%/400mA. RJ45 10/100 BASE-TX LAN Port with Auto-MDIX, Cat-5 or higher recommended cable. Simplified device configuration through IPure Wizard software. Dimensions: 103×120×43mm. 1 module.



4534X-0/M

Audio/video module - 0 buttons for IPure system

4000 Series 0 buttons audio/video module for IPure system including 1/4" CMOS colour autoiris video camera with 3.3V/lux-sec @550nm (min 0.1lux) sensitivity and 1280×720 (720p/1Mpx) / 640×480(VGA) / 352×288 (CIF) / 320×240(QVGA) / 176×144(QCIF) resolution, frame rate @30ips. Wide angle view (V80°x170°H). H.264/H.263 +/H.263 video codec, RTP/RTSP video protocol. 4 LED white light for night vision. 1 integrated microphone, 1 integrated 8Ω/2W speaker, 1W class D amplifier. Full-duplex audio (AEC) feature with digital noise/disturbance reduction. G711 μ-law/A-law audio codec, Videx IPure/RTP audio protocol. Sampling frequency 8kHz. Integrated RFID proximity reader (125kHz: EM4100/EM4102) for use of up to 10,000 proximity keys Cod. 955/T or ISO3 cards, the key configuration takes place through the PC using IPure Wizard software. Wiegand interface (34 programmable bits). IDC connector for connection via flat cable (supplied) with other optional modules (maximum 8 modules for a total of 42 buttons). 4 LEDs for visual alert of system status: busy, call in progress, open communication and open door. Acoustic alert for the visually impaired: open communication and open door. Configurable programming of door opening time and conversation. 2 C-NO-NC clean contact series relays (max 24V AC/DC - 2A), 2 standard programmable inputs (PTE). 1 RS-485 bus port. Adjustable microphone and speaker levels. Blue LED information card backlighting. Microphone to be housed in the specific compartment of the module holder frames that allows for better sound output even in noisy environments, also eliminating any Larsen effect issues. Videx IPure/CloudNected proprietary protocol. Multi-compatibility with protocols: SIP 2.0 (UDP), 802.1x, RTP, RTSP, HTTP. Satin-finished AISI 316 stainless steel plate (marine grade) that provides durability in installations subject to atmospheric agents and in the vicinity of marine environments. Vandal resistant plate with IK07 and IP65 protection rating. Operating temperature -20°/+60°C. Power PoE 802.3af (Class 0 - 12.95W) or 12V DC ± 15%/400mA. RJ45 10/100 BASE-TX LAN Port with Auto-MDIX, Cat-5 or higher recommended cable. Simplified device configuration through IPure Wizard software. Dimensions: 103×120×43mm. 1 module.



4534X-1/M

Audio/video module - 1 button for IPure system

4000 Series - 1 button audio/video module for IPure system including 1/4" CMOS colour autoiris video camera with 3.3V/lux-sec @550nm (min 0.1lux) sensitivity and 1280x720(720p/1Mpx) / 640x480(VGA) / 352x288(CIF) / 320x240(QVGA) / 176x144(QCIF) resolution, frame rate @30ips. Wide angle view (V80°x170°H). H.264/H.263 +/H.263 video codec, RTP/RTSP video protocol. 4 LED white light for night vision. 1 integrated microphone, 1 integrated 8Ω/2W speaker, 1W class D amplifier. Full-duplex audio (AEC) feature with digital noise/disturbance reduction. G711 μ-law/A-law audio codec, Videx IPure/RTP audio protocol. Sampling frequency 8kHz. Integrated RFID proximity reader (125kHz: EM4100/EM4102) for use of up to 10,000 proximity keys Cod. 955/T or ISO3 cards, the key configuration takes place through the PC using IPure Wizard software. Wiegand interface (34 programmable bits). IDC connector for connection via flat cable (supplied) with other optional modules (maximum 8 modules for a total of 42 buttons). 4 LEDs for visual alert of system status: busy, call in progress, open communication and open door. Acoustic alert for the visually impaired: open communication and open door. Configurable programming of door opening time and conversation. 2 C-NO-NC clean contact series relays (max 24V AC/DC - 2A), 2 standard programmable inputs (PTE). 1 RS-485 bus port. Adjustable microphone and speaker levels. Blue LED information card backlighting. Microphone to be housed in the specific compartment of the module holder frames that allows for better sound output even in noisy environments, also eliminating any Larsen effect issues. Videx IPure/CloudNected proprietary protocol. Multi-compatibility with protocols: SIP 2.0 (UDP), 802.1x, RTP, RTSP, HTTP. Satin-finished AISI 316 stainless steel plate (marine grade) that provides durability in installations subject to atmospheric agents and in the vicinity of marine environments. Vandal resistant plate with IK07 and IP65 protection rating. Operating temperature -20°/+60°C. Power PoE 802.3af (Class 0 - 12.95W) or 12V DC ± 15%/400mA. RJ45 10/100 BASE-TX LAN Port with Auto-MDIX, Cat-5 or higher recommended cable. Simplified device configuration through IPure Wizard software. Dimensions: 103x120x43mm. 1 module.



4534X-2/M

Audio module - 2 buttons for IPure system

4000 Series 2 buttons audio/video module for IPure system including 1/4" CMOS colour autoiris video camera with 3.3V/lux-sec @550nm (min 0.1lux) sensitivity and 1280x720 (720p/1Mpx) / 640x480(VGA) / 352x288 (CIF) / 320x240(QVGA) / 176x144(QCIF) resolution, frame rate @30ips. Wide angle view (V80°x170°H). H.264/H.263 +/H.263 video codec, RTP/RTSP video protocol. 4 LED white light for night vision. 1 integrated microphone, 1 integrated 8Ω/2W speaker, 1W class D amplifier. Full-duplex audio (AEC) feature with digital noise/disturbance reduction. G711 μ-law/A-law audio codec, Videx IPure/RTP audio protocol. Sampling frequency 8kHz. Integrated RFID proximity reader (125kHz: EM4100/EM4102) for use of up to 10,000 proximity keys Cod. 955/T or ISO3 cards, the key configuration takes place through the PC using IPure Wizard software. Wiegand interface (34 programmable bits). IDC connector for connection via flat cable (supplied) with other optional modules (maximum 8 modules for a total of 42 buttons). 4 LEDs for visual alert of system status: busy, call in progress, open communication and open door. Acoustic alert for the visually impaired: open communication and open door. Configurable programming of door opening time and conversation. 2 C-NO-NC clean contact series relays (max 24V AC/DC - 2A), 2 standard programmable inputs (PTE). 1 RS-485 bus port. Adjustable microphone and speaker levels. Blue LED information card backlighting. Microphone to be housed in the specific compartment of the module holder frames that allows for better sound output even in noisy environments, also eliminating any Larsen effect issues. Videx IPure/CloudNected proprietary protocol. Multi-compatibility with protocols: SIP 2.0 (UDP), 802.1x, RTP, RTSP, HTTP. Satin-finished AISI 316 stainless steel plate (marine grade) that provides durability in installations subject to atmospheric agents and in the vicinity of marine environments. Vandal resistant plate with IK07 and IP65 protection rating. Operating temperature -20°/+60°C. Power PoE 802.3af (Class 0 - 12.95W) or 12V DC ± 15%/400mA. RJ45 10/100 BASE-TX LAN Port with Auto-MDIX, Cat-5 or higher recommended cable. Simplified device configuration through IPure Wizard software. Dimensions: 103x120x43mm. 1 module.



4043/M

3-button call module common to all systems

3-button call module 4000 Series for IPure, VX2300 and GSM systems. Blue LED name cards backlighting. IDC connector for connection via flat cable (supplied) with other optional modules (maximum 8 modules for a total of 42 buttons). Satin-finished AISI 316 stainless steel plate (marine grade) that provides durability in installations subject to atmospheric agents and in the vicinity of marine environments. Vandal resistant plate with IK07 and IP65 protection rating. Operating temperature -20°/+60°C. Dimensions 103x120x43mm. 1 module.



4044/M

4-button call module common to all systems

4-button call module 4000 Series for IPure, VX2300 and GSM systems. Blue LED name cards backlighting. IDC connector for connection via flat cable (supplied) with other optional modules (maximum 8 modules for a total of 42 buttons). Satin-finished AISI 316 stainless steel plate (marine grade) that provides durability in installations subject to atmospheric agents and in the vicinity of marine environments. Vandal resistant plate with IK07 and IP65 protection rating. Operating temperature -20°/+60°C. Dimensions 103x120x43mm. 1 module.



4045/M

5-button call module common to all systems

5-button call module 4000 Series for IPure, VX2300 and GSM systems. Blue LED name cards backlighting. IDC connector for connection via flat cable (supplied) with other optional modules (maximum 8 modules for a total of 42 buttons). Satin-finished AISI 316 stainless steel plate (marine grade) that provides durability in installations subject to atmospheric agents and in the vicinity of marine environments. Vandal resistant plate with IK07 and IP65 protection rating. Operating temperature -20°/+60°C. Dimensions 103x120x43mm. 1 module.



4042D/M

4-button call module on columns rows common to all systems

4-button call module on two columns 4000 Series for IPure, VX2300 and GSM systems. Blue LED name cards backlighting. IDC connector for connection via flat cable (supplied) with other optional modules (maximum 8 modules for a total of 42 buttons). Satin-finished AISI 316 stainless steel plate (marine grade) that provides durability in installations subject to atmospheric agents and in the vicinity of marine environments. Vandal resistant plate with IK07 and IP65 protection rating. Operating temperature -20°/+60°C. Dimensions 103×120×43mm. 1 module.



4043D/M

6-button call module on two columns common to all systems

6-button call module on two columns 4000 Series for IPure, VX2300 and GSM systems. Blue LED name cards backlighting. IDC connector for connection via flat cable (supplied) with other optional modules (maximum 8 modules for a total of 42 buttons). Satin-finished AISI 316 stainless steel plate (marine grade) that provides durability in installations subject to atmospheric agents and in the vicinity of marine environments. Vandal resistant plate with IK07 and IP65 protection rating. Operating temperature -20°/+60°C. Dimensions 103×120×43mm. 1 module.



4044D/M

8-button call module on two columns common to all systems

8-button call module on two columns 4000 Series for IPure, VX2300 and GSM systems. Blue LED name cards backlighting. IDC connector for connection via flat cable (supplied) with other optional modules (maximum 8 modules for a total of 42 buttons). Satin-finished AISI 316 stainless steel plate (marine grade) that provides durability in installations subject to atmospheric agents and in the vicinity of marine environments. Vandal resistant plate with IK07 and IP65 protection rating. Operating temperature -20°/+60°C. Dimensions 103×120×43mm. 1 module.



4045D/M

10-button call module on two columns common to all systems

10-button call module on two columns 4000 Series for IPure, VX2300 and GSM systems. Blue LED name cards backlighting. IDC connector for connection via flat cable (supplied) with other optional modules (maximum 8 modules for a total of 42 buttons). Satin-finished AISI 316 stainless steel plate (marine grade) that provides durability in installations subject to atmospheric agents and in the vicinity of marine environments. Vandal resistant plate with IK07 and IP65 protection rating. Operating temperature -20°/+60°C. Dimensions 103×120×43mm. 1 module.



4846/M

Information module common to all systems

Information module 4000 Series for IPure, VX2300 and GSM systems. Blue LED backlighting Frame in AISI 316 brushed stainless steel (marine grade) that provide durability in installations subject to atmospheric agents and near marine environments, transparent polycarbonate cover (83×104mm), writeable card (96×113mm). Vandal resistant plate with IK07 and IP65 protection rating. Operating temperature -20°/+60°C. Power supply 12V DC - 30mA. Dimensions: 103×120×43mm. 1 module.



VR4KIFM

Vandal resistant information module

Information module 4000 Series for IPure and GSM systems. Blue LED backlighting Frame in AISI 316 brushed stainless steel (marine grade) that provide durability in installations subject to atmospheric agents and near marine environments, transparent polycarbonate cover (52×85mm), writeable card (62×100mm). Vandal resistant plate with IK09 and IP65 protection rating. Operating temperature -20°/+60°C. Power supply 12V DC - 30mA. Dimensions: 103×120×43mm. 1 module.



4840/M

Blanking module common to all systems

Blanking module 4000 Series for IPure, VX2300 and GSM systems. AISI 316 brushed stainless steel plate (marine grade) that provides durability in installations subject to atmospheric agents and in the vicinity of marine environments. Dimensions 103×120×43mm. 1 module.



VR4KBLM

Vandal resistant blanking module

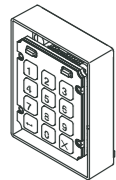
Dummy module 4000 Series for IPure and GSM systems. Satin-finished AISI 316 stainless steel plate (marine grade) that provides durability in installations subject to atmospheric agents and in the vicinity of marine environments. Vandal resistant plate with IK09 and IP65 protection rating. Dimensions: 103×120×43mm. 1 module.



4903/M

Centralised stand-alone access control module with numeric keypad for IPure system

Centralised stand-alone access control module for IPure system. 2 access codes for stand-alone operation, 400 access codes through centralisation with 4810/4G audio modules and 32 temporary access codes. Configuration through IPure Wizard software. Backlighting of the 12 buttons with blue LEDs, 2 LEDs for status/operation alerts. 2 relays with contacts C, NC, NO (24V AC/DC - 2A) programmable for temporary activation (01 ... 255 seconds) or for switching operation. 2 PTE inputs (active/low) to directly control relays 1 and 2. Acoustic and visual alerts during operation. Two operating modes: stand-alone mode, distributed through RS-485. Vandal resistant plate with IK07 and IP65 protection rating. Operating temperature -20°/+60°C. Power supply 12/24V AC/DC - 2A. Dimensions: 103×120×43mm. 1 module.



VR4903/NFP

Vandal resistant centralised stand-alone access control module with numeric keypad for IPure system

Vandal resistant access control module for IPure system, compatibility with third-party analogue push-button panels.. 2 access codes for stand-alone operation, 400 access codes through centralisation with 4810/4G audio modules and 32 temporary access codes. Configuration through IPure Wizard software. Backlighting of the 12 buttons with blue LEDs, 2 LEDs for status/operation alerts. 2 relays with contacts C, NC, NO (24V AC/DC - 2A) programmable for temporary activation (01 ... 255 seconds) or for switching operation. 2 PTE inputs (active/low) to directly control relays 1 and 2. Acoustic and visual alerts during operation. Two operating modes: stand-alone mode, distributed through RS-485. Operating temperature -20°/+60°C. Power supply 12/24V AC/DC - 2A.



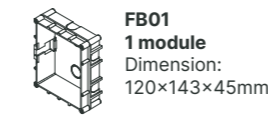
4850R/M

Centralised access control module with proximity reader for IPure system

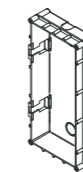
Access control module for IPure system. 2 LED for status/operation alerts. 1 relays with contacts C, NC, NO (24V AC/DC - 2A) programmable for temporary activation (01 ... 99 seconds) or for switching operation. 1000 proximity keys that can be combined with the relay through centralisation with 4810/4G audio modules. Configuration through IPure Wizard software. 1 PTE inputs (active/low) to directly control relays. Acoustic and visual alerts during operation. Vandal resistant plate with IK07 and IP65 protection rating. Operating temperature -20°/+60°C. Power supply 12/24V AC/DC. Dimensions: 103×120×43mm. 1 module.

4000 Series Accessories

Flush box



FB01
1 module
Dimension: 120×143×45mm.



FB02
2 modules
Dimension: 120×263×45mm.



FB03
3 modules
Dimension: 120×383×45mm.



4851

Flush installation kit 1 module

Composed of: flush box and module holder frame. The frame includes 4 Torx type security screws, a sealing gasket and side hinges to allow the frame to be opened for installation or inspection. Box dimensions: 120×143×45 mm, frame dimensions: 135×160×17mm, gunmetal grey colour.



4851AP

Flush installation kit 1 module

Composed of: flush box and module holder frame. The frame includes 4 Torx type security screws, a sealing gasket and side hinges to allow the frame to be opened for installation or inspection. Box dimensions: 120×143×45 mm, frame dimensions: 135×160×17mm, aluminium grey colour.


4852

Flush installation kit 2 modules

Composed of: flush box and module holder frame. The frame includes 4 Torx type security screws, a sealing gasket and side hinges to allow the frame to be opened for installation or inspection. Box dimensions: 120×263×45 mm, frame dimensions: 135×280×17mm, gunmetal grey colour.


4852AP

Flush installation kit 2 modules

Composed of: flush box and module holder frame. The frame includes 4 Torx type security screws, a sealing gasket and side hinges to allow the frame to be opened for installation or inspection. Box dimensions: 120×263×45 mm, frame dimensions: 135×280×17mm, aluminium grey colour.


4853

Flush installation kit 3 modules

Composed of: flush box and module holder frame. The frame includes 4 Torx type security screws, a sealing gasket and side hinges to allow the frame to be opened for installation or inspection. Box dimensions: 120×383×45 mm, frame dimensions: 135×400×17mm, gunmetal grey colour.


4853AP

Flush installation kit 3 modules

Composed of: flush box and module holder frame. The frame includes 4 Torx type security screws, a sealing gasket and side hinges to allow the frame to be opened for installation or inspection. Box dimensions: 120×383×45 mm, frame dimensions: 135×400×17mm, aluminium grey colour.


4881

Surface wall installation kit 1 module

Composed of: surface box and module holder frame. The frame includes 4 Torx type security screws, a sealing gasket and side hinges to allow the frame to be opened for installation or inspection. Dimensions 135×160×44mm, gunmetal grey colour.


4881AP

Surface wall installation kit 1 module

Composed of: surface box and module holder frame. The frame includes 4 Torx type security screws, a sealing gasket and side hinges to allow the frame to be opened for installation or inspection. Dimensions 135×160×44mm, aluminium grey colour.


4882

Surface wall installation kit 2 modules

Composed of: surface box and module holder frame. The frame includes 4 Torx type security screws, a sealing gasket and side hinges to allow the frame to be opened for installation or inspection. Dimensions 135×280×44mm, gunmetal grey colour.


4882AP

Surface wall installation kit 2 modules

Composed of: surface box and module holder frame. The frame includes 4 Torx type security screws, a sealing gasket and side hinges to allow the frame to be opened for installation or inspection. Dimensions 135×280×44mm, aluminium grey colour.


4883

Surface wall installation kit 3 modules

Composed of: surface box and module holder frame. The frame includes 4 Torx type security screws, a sealing gasket and side hinges to allow the frame to be opened for installation or inspection. Dimensions 135×400×44mm, gunmetal grey colour.


4883AP

Surface wall installation kit 3 modules

Composed of: surface box and module holder frame. The frame includes 4 Torx type security screws, a sealing gasket and side hinges to allow the frame to be opened for installation or inspection. Dimensions 135×400×44mm, aluminium grey colour.


4884

Surface wall installation kit 4 modules

Composed of: surface box and module holder frame. The frame includes 8 Torx type security screws, a sealing gasket and side hinges to allow the frame to be opened for installation or inspection. Dimensions 270×280×44mm, gunmetal grey colour.


4884AP

Wall installation kit 4 modules

Composed of: surface box and module holder frame. The frame includes 8 Torx type security screws, a sealing gasket and side hinges to allow the frame to be opened for installation or inspection. Dimensions 270×280×44mm, aluminium grey colour.



4886

Surface wall installation kit 6 modules

Composed of: surface box and module holder frame. The frame includes 8 Torx type security screws, a sealing gasket and side hinges to allow the frame to be opened for installation or inspection. Dimensions 270×400×44mm, gunmetal grey colour.



4886AP

Surface wall installation kit 6 modules

Composed of: surface box and module holder frame. The frame includes 8 Torx type security screws, a sealing gasket and side hinges to allow the frame to be opened for installation or inspection. Dimensions 270×400×44mm, aluminium grey colour.



4889

Surface wall installation kit 9 modules

Composed of: surface box and module holder frame. The frame includes 12 Torx type security screws, a sealing gasket and side hinges to allow the frame to be opened for installation or inspection. Dimensions 405×400×44mm, gunmetal grey colour.



4889AP

Surface wall installation kit 9 modules

Composed of: surface box and module holder frame. The frame includes 12 Torx type security screws, a sealing gasket and side hinges to allow the frame to be opened for installation or inspection. Dimensions 405×400×44mm, aluminium grey colour.



4871

Rain shield for 1-module frame for flush installation kit

Dimensions 157×164×35mm, gunmetal grey colour.



4871AP

Rain shield for 1-module frame for flush installation kit

Dimensions 157×164×35mm, aluminium grey colour.



4872

Rain shield for 2-module frame for flush installation kit

Dimensions 157×284×35mm, gunmetal grey colour.



4872AP

Rain shield for 2-module frame for flush installation kit

Dimensions 157×284×35mm, aluminium grey colour.



4873

Rain shield for 3-module frame for flush installation kit

Dimensions 157×404×35mm, gunmetal grey colour.



4873AP

Rain shield for 3-module frame for flush installation kit

Dimensions 157×404×35mm, aluminium grey colour.



4874

Rain shield for 4-module frame for flush installation kit

Dimensions 292×284×35mm, gunmetal grey colour.



4874AP

Rain shield for 4-module frame for flush installation kit


Dimensions 292×284×35mm, aluminium grey colour.



4876

Rain shield for 6-module frame for flush installation kit

Dimensions 292×404×35mm, gunmetal grey colour.



4876AP

Rain shield for 6-module frame for flush installation kit

Dimensions 292×404×35mm, aluminium grey colour.



4879

Rain shield for 9-module frame for flush installation kit

Dimensions 427×404×35mm, gunmetal grey colour.



4879AP

Rain shield for 9-module frame for flush installation kit

Dimensions 427×404×35mm, aluminium grey colour.



4891

Rain shield for 1-module frame for surface kit

Dimensions 157×164×62mm, gunmetal grey colour.



4891AP

Rain shield for 1-module frame for surface kit

Dimensions 157×164×62mm, aluminium grey colour.



4892

Rain shield for 2-module frame for surface kit

Dimensions 157×284×62mm, gunmetal grey colour.



4892AP

Rain shield for 2-module frame for surface kit

Dimensions 157×284×62mm, aluminium grey colour.



4893

Rain shield for 3-module frame for surface kit

Dimensions 157×404×62mm, gunmetal grey colour.



4893AP

Rain shield for 3-module frame for surface kit

Dimensions 157×404×62, aluminium grey colour.



4894

Rain shield for 4-module frame for surface kit

Dimensions 292×284×62mm, gunmetal grey colour.



4894AP

Rain shield for 4-module frame for surface kit

Dimensions 292×284×62mm, aluminium grey colour.



4896

Rain shield for 6-module frame for surface kit

Dimensions 292×404×62mm, gunmetal grey colour.



4896AP

Rain shield for 6-module frame for surface kit

Dimensions 292×404×62mm, aluminium grey colour.



4899

Rain shield for 9-module frame for surface kit

Dimensions 427×404×62mm, gunmetal grey colour.



4899AP

Rain shield for 9-module frame for surface kit

Dimensions 427×404×62mm, aluminium grey colour.



481

USB-serial Converter

Converts RS232 & RS485 to USB.



482

Tamper Proof Switch

Tamper switch optional accessory for module support frames.



2813

RS-485 Remote relay

A networkable RS-485 remote relay. It is compatible with other Videx devices which incorporate an RS-485 bus connection including the 4G GSM system. When connected via the RS-485 bus it can be integrated as part of an access control network with other 2813 remote relays or with 4903 keypads and 4850R proximity readers. It incorporates 1 standard C-NO-NC clean contact relay (max 24V AC/DC - 3A), 2 open collector outputs (A1 and A2) and 1 push to exit button input. 1 RS-485 bus connection to connect to any 4G GSM module that incorporates an RS-485 bus connection. Programming is carried out via the internal dip-switches including relay and auxiliary times (01 ... 63 seconds or 00 for latch mode) and up to 64 device IDs (ID.00 ... ID.63). It can also be setup to mirror the relay and auxiliary outputs of a compatible 4G GSM module, 4903 keypad or 4850R proximity reader allowing for a Secured by Design configuration. Operating temperature -20°/+60°C. Power supply 12Vdc ± 10%/35mA. Dimensions: 66×60×22mm.



2815

Wiegand to RS-485 Converter

A wiegand to RS-485 converter that allows the connection of 3rd party proximity readers or keypads which operate on the wiegand protocol to connect onto an RS-485 bus. It is compatible with other Videx devices which incorporate an RS-485 bus connection including the 4G GSM system. When connected via the RS-485 bus it can be integrated as part of an access control network with other RS-485 devices (4G GSM modules that incorporates an RS-485 bus, 2813 remote relays, 4903 keypads and 4850R proximity readers). It has a single switched 0V auxiliary output (AO) that can be used to trigger a relay which can be activated by a signal on the RS-485 bus or via the switched 0V auxiliary input (PE). When setup as the same device ID as the 2813 remote relay connected on the same RS-485 bus it will operate the remote relay's built-in relay. It also incorporates 1 set of wiegand inputs (LR, LG, D0 and D1) and 1 RS-485 bus connection to connect to the RS-485 devices described above. It can be configured via the internal dip-switches which includes: auxiliary output times (1 ... 15 seconds or 0 for latch mode), up to 16 device IDs (ID.00 ... ID.15), keypad access code length and wiegand protocol type to match the 3rd party devices wiegand protocol. Operating temperature -20°/+60°C. Power supply 12Vdc ± 10%/10mA. Dimensions: 66×60×22mm.



CFL45

Ribbon cable


For connection of 4000 series push-button modules across two columns of modules.



955/T

Proximity key

RFID, blue plastic material.

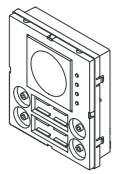


955/C

Proximity card

ISO3 standard badge, reading distance up to 50 mm. White PVC material.

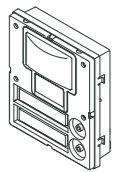
OEM Modules and accessories



4504UK-0/NFP

Audio module - 0 buttons for IPure system

4000 Series audio module without casing for 0-button IPure system, compatibility with third-party analogue push-button panels.



4534UK-0/NFP

Audio/video module - 0 buttons for IPure system

4000 Series audio/video module without casing for 0-button IPure system, compatibility with third-party analogue push-button panels, WD video camera.

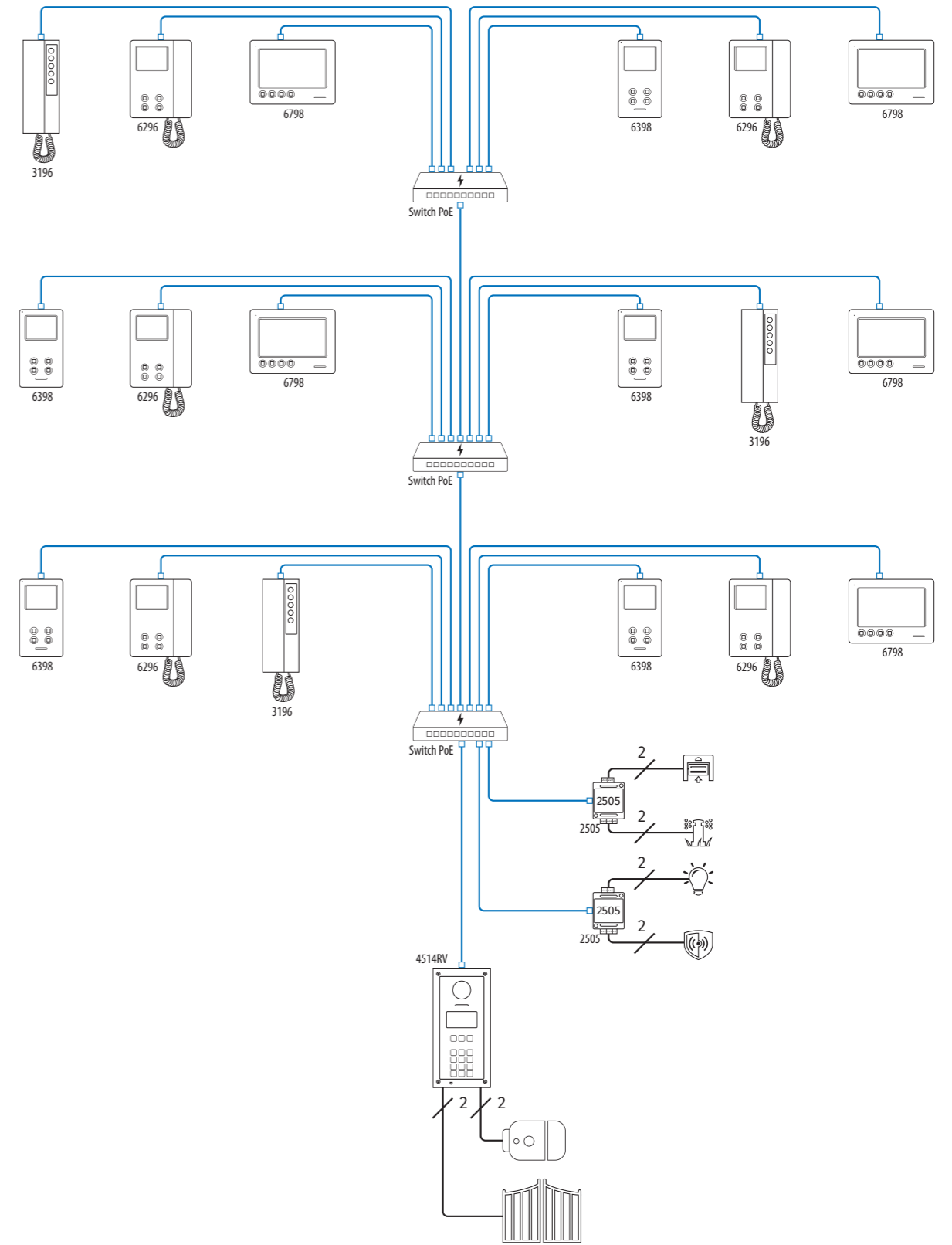
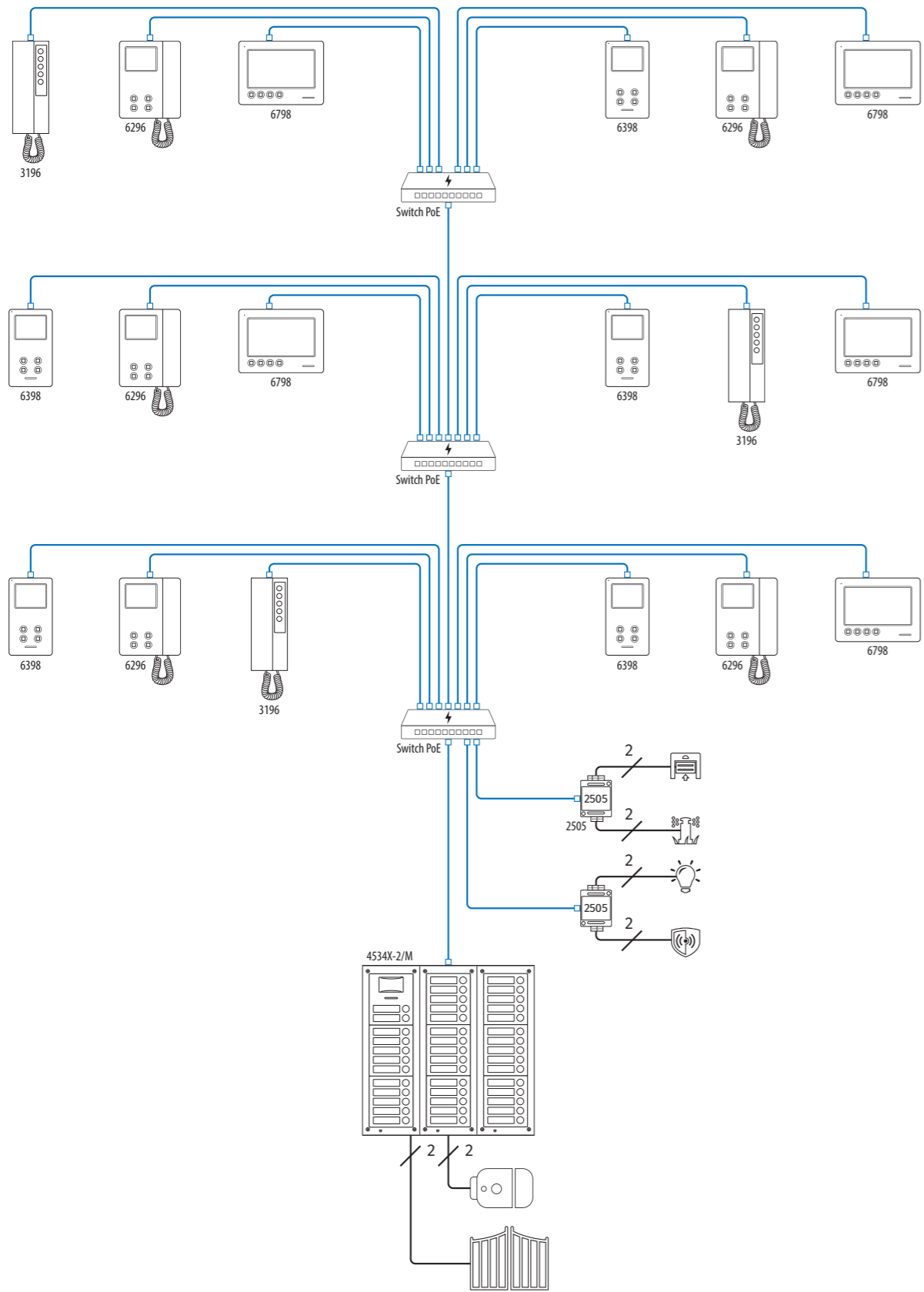


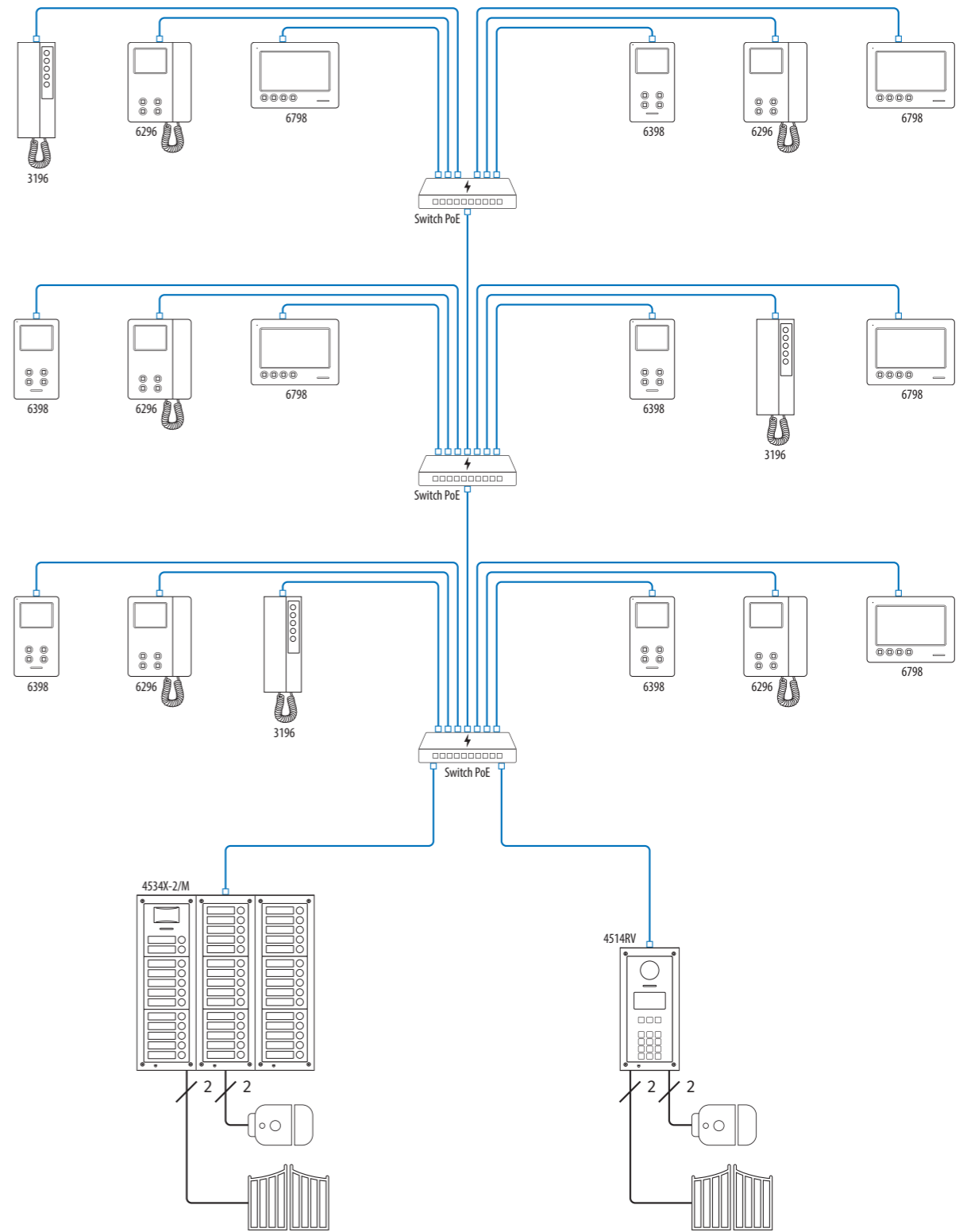
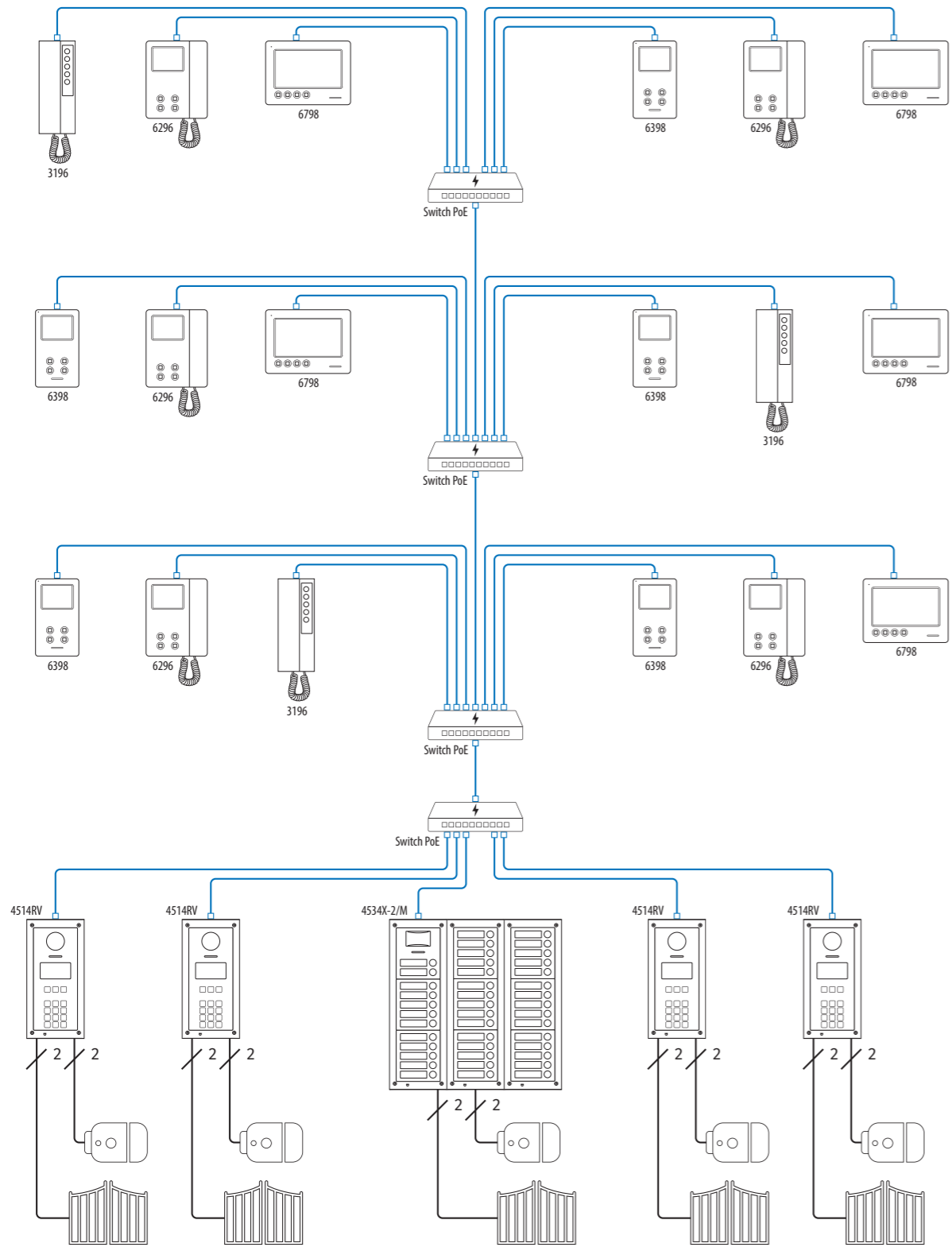
438

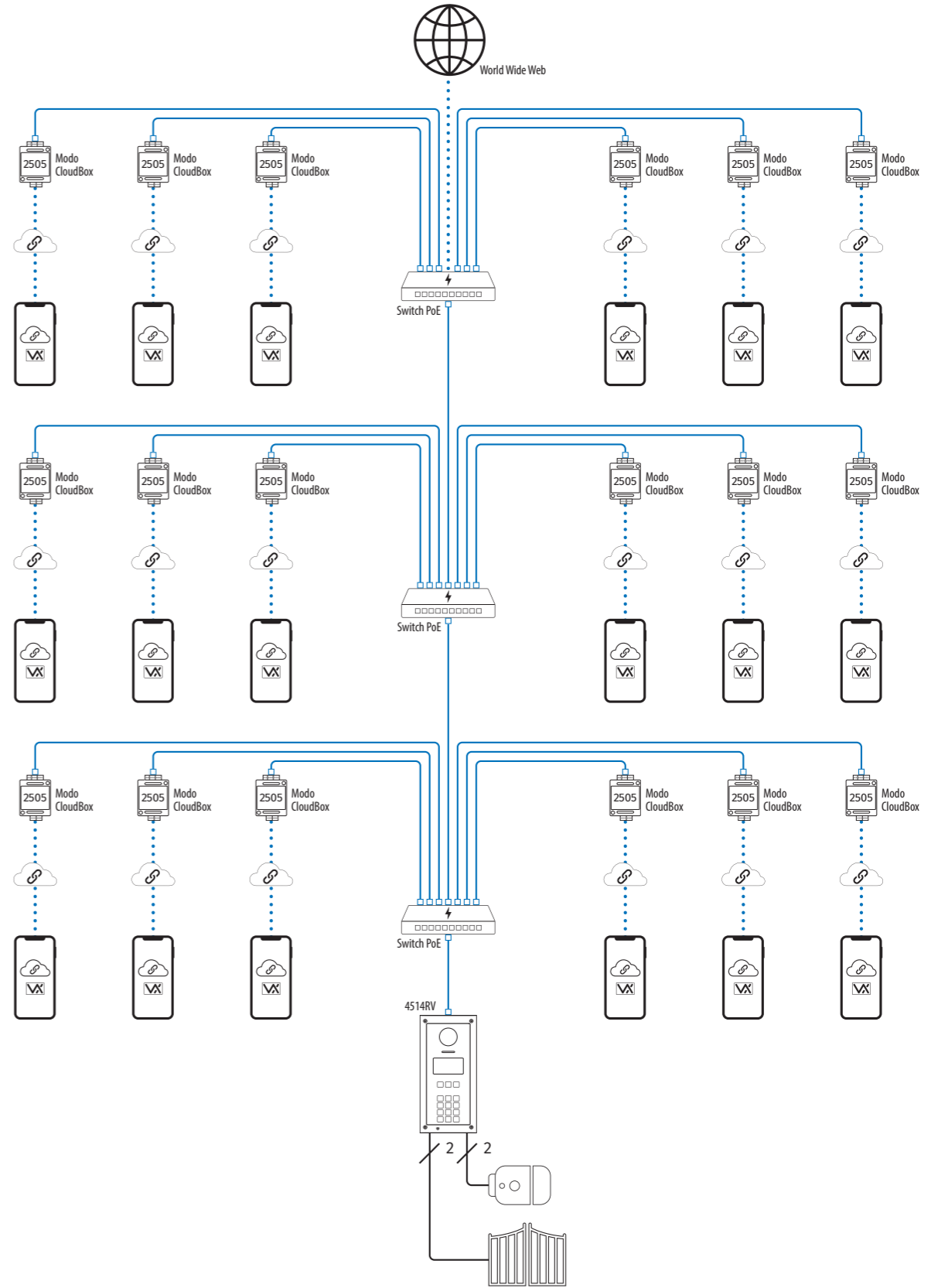
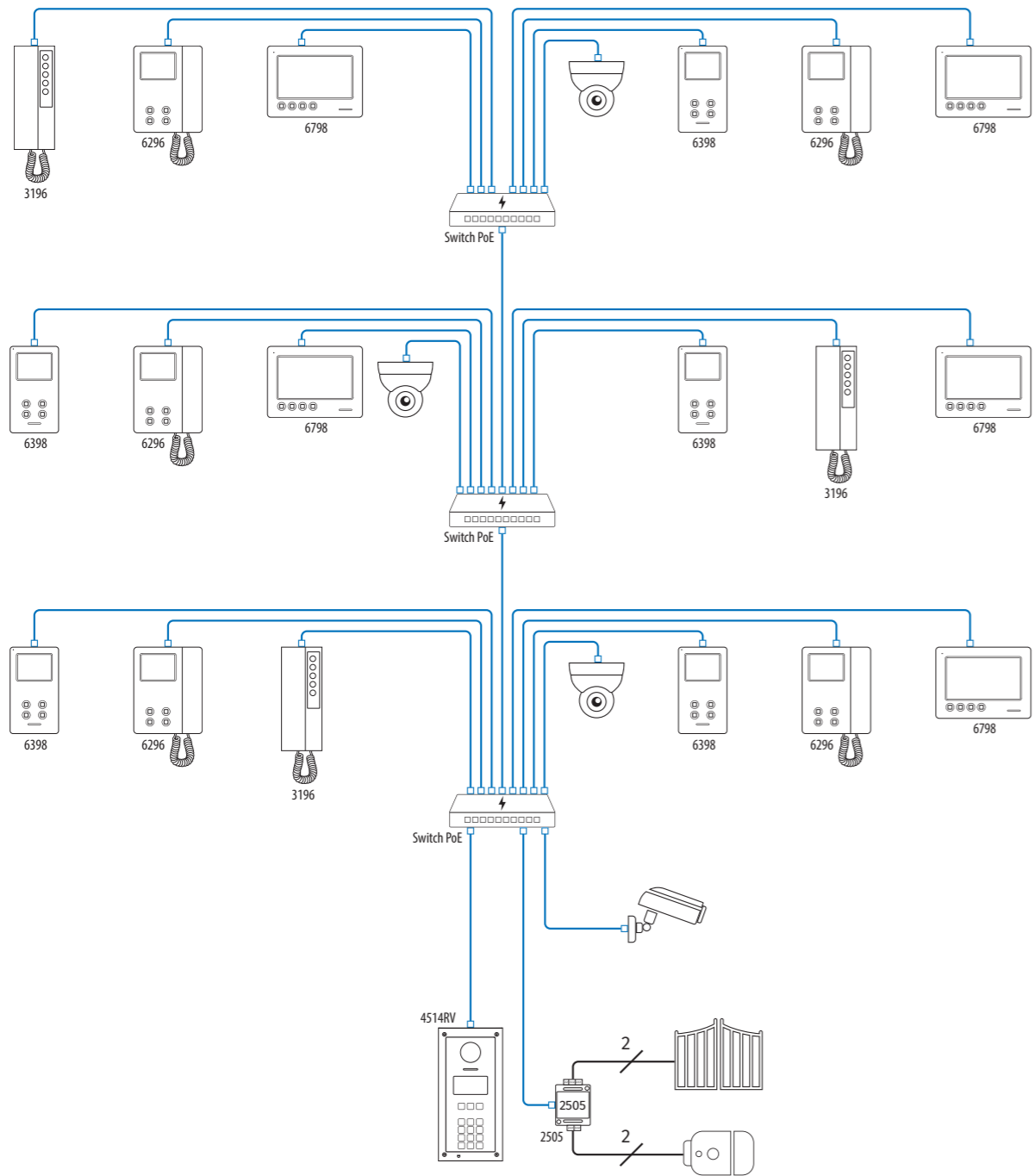
Push-buttons Interface

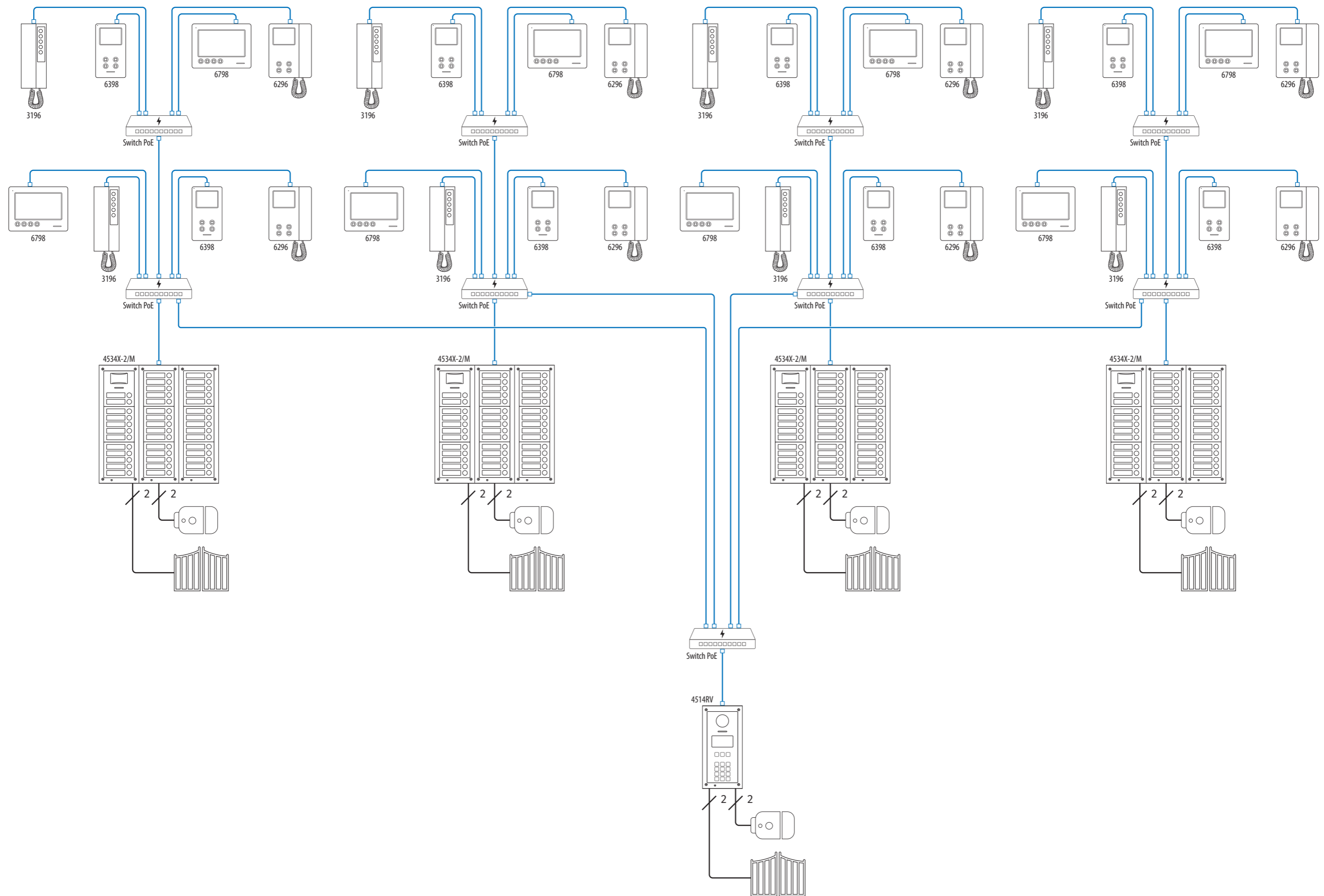
4000 Series push-button interface for audio/video modules and push-buttons, common to all systems.

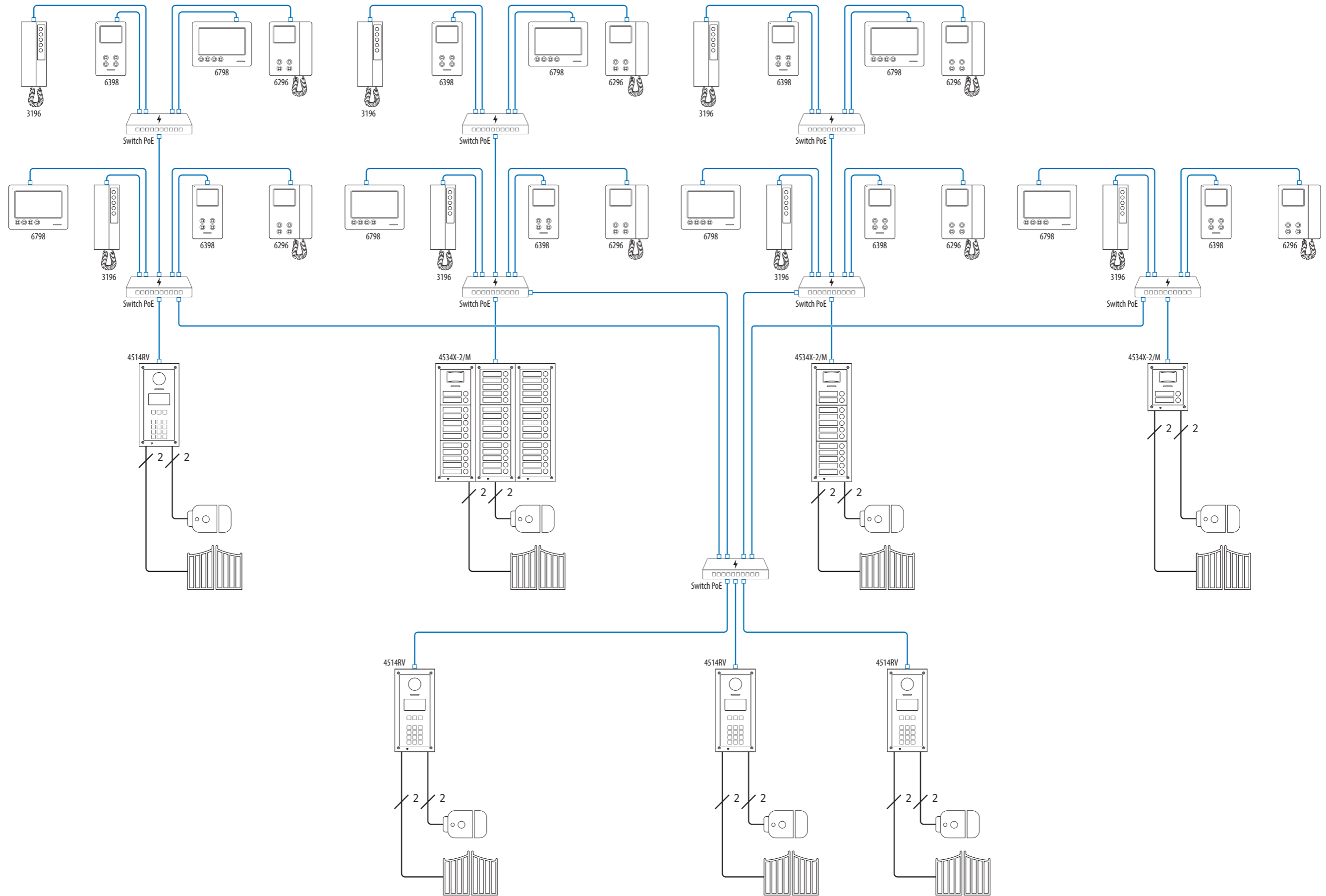
Block diagram examples



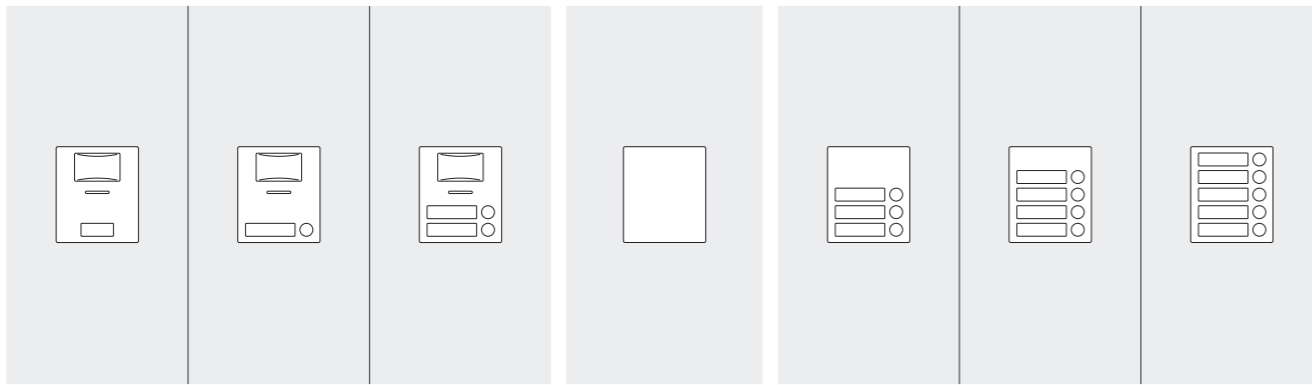




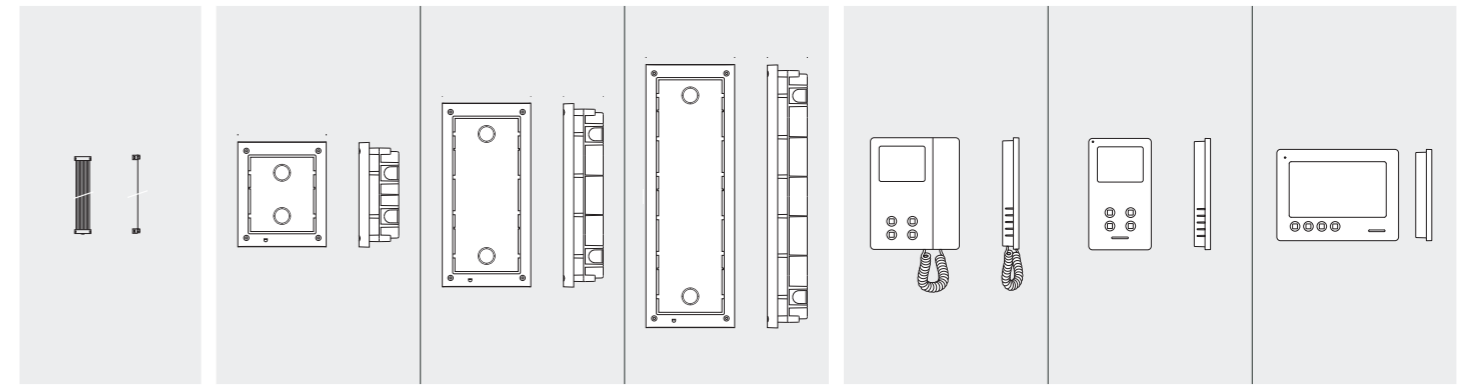




IPure Video Systems Parts list table

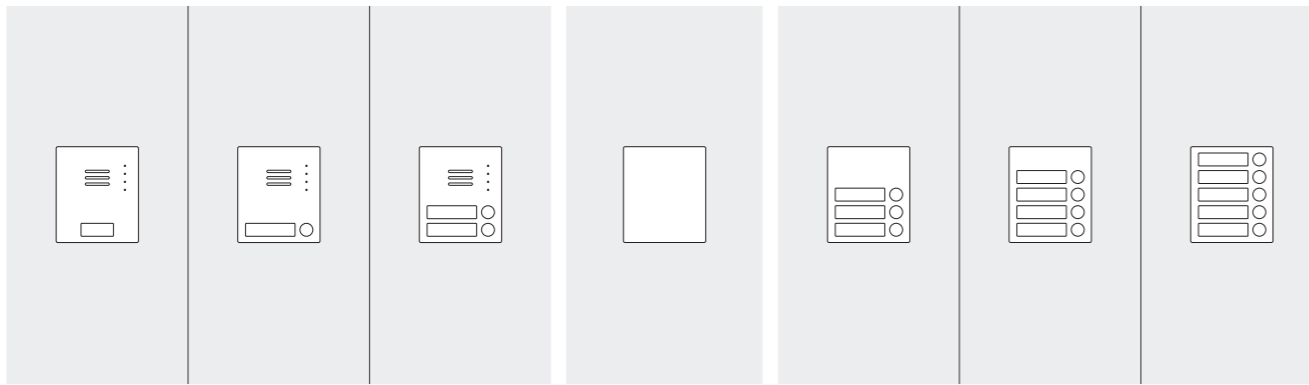


	4534X-0/M	4534X-1/M	4534X-2/M	4840/M · 4846/M	4043/M	4044/M	4045/M
Users	Audio/Video modules			Dummy / info modules	Push-button modules		
1		1					
2			1				
3	1				1		
4	1					1	
5	1						1
6		1					1
7			1				1
8	1				1		1
9	1					1	1
10	1						2
11		1					2
12			1				2
13-17			1				3
18-22			1	1			4
23-27			1				5
28-32			1	2			6
33-37			1	1			7
38-42			1				8

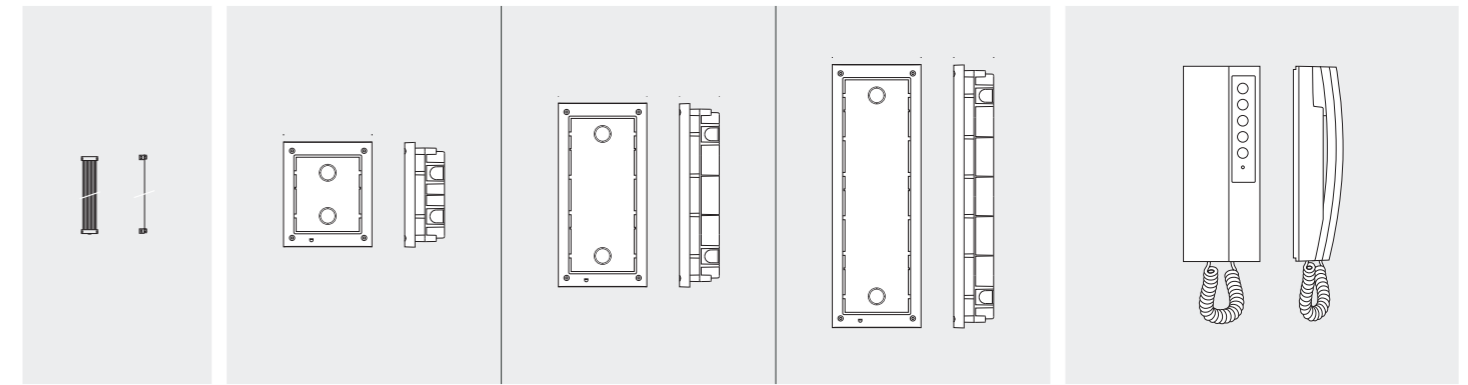


	CFL45	4851	4852	4853	6296	6398	6798
	Ribbon cable	Flush kit			3.5" handset monitor	3.5" hands-free monitor	7" hands-free monitor
-	-	1			1	1	1
-	-	1			2	2	2
-	-		1		3	3	3
-	-		1		4	4	4
-	-		1		5	5	5
-	-		1		6	6	6
-	-		1		7	7	7
-	-			1	8	8	8
-	-			1	9	9	9
-	-			1	10	10	10
-	-			1	11	11	11
-	-			1	12	12	12
1	1		2		13-17	13-17	13-17
1	1			2	18-22	18-22	18-22
1	1			2	23-27	23-27	23-27
2	2			3	28-32	28-32	28-32
2	2			3	33-37	33-37	33-37
2	2			3	38-42	38-42	38-42

IPure Audio Systems Parts list table



	4504X-0/M	4504X-1/M	4504X-2/M	4840/M · 4846/M	4043/M	4044/M	4045/M
Users	Audio modules			Dummy / info modules	Push-button modules		
1		1					
2			1				
3	1				1		
4	1					1	
5	1						1
6		1					1
7			1				1
8	1				1		1
9	1					1	1
10	1						2
11		1					2
12			1				2
13-17			1				3
18-22			1	1			4
23-27			1				5
28-32			1	2			6
33-37			1	1			7
38-42			1				8



	CFL45	4851	4852	4853	3196
	Ribbon cable	Flush kit			Hands-free intercom
	-	1			1
	-	1			2
	-		1		3
	-		1		4
	-		1		5
	-		1		6
	-		1		7
	-			1	8
	-			1	9
	-			1	10
	-			1	11
	-			1	12
	1		2		13-17
	1			2	18-22
	1			2	23-27
	2			3	28-32
	2			3	33-37
	2			3	38-42

Glossary

FTTH (Fibre To The Home)

The acronym, FTTH, stands for *Fibre To The Home* and identifies ultra-wideband connections where the connection from the transmission hub to the end-user modem is made entirely of fibre optics.

GPON (Gigabit-Capable Passive Optical Network)

GPON is part of a set of PON standards, which differ according to the maximum overall speed reached within each optical shaft: in the case of GPON the maximum speed is about 2.5 Gbps in download and 1.25 Gbps in upload, shared with a predetermined number of users. The GPON optical network is passive, that is, between the two ends of the network (central network and homes) there are no points that require power supply.

Multi-service system

Means a passive physical infrastructure, inside the building and consisting of high-speed communication systems up to the network terminals.

CSOE (Building Optical Service Centre)

The CSOE is a modular box generally installed in the lower part of the building and houses special modules in which the joining of the fibres directed to each apartment takes place and which transport the signals originating from the terminal, from the ROE (Building Optical Distribution Box) and from other multimedia services. It is connected to the real estate units through the fibre optic cables directed to the STOA, ensuring the unique identification of connections intended for them and allowing for interconnection with the technical compartment placed at the top of the building that houses the terminal. The CSOE also houses the optical connectivity of the different broadband operators originating from the ROE.

ROE (Building Optical Distribution Box)

The ROE, otherwise known as the PTE (Building Termination Point), is the point of separation between the operators' distribution network and the user's network (condominium network).

OLT (Optical Line Terminal)

The OLT is an optical line terminal used to connect fibre optic trunk lines, it is a device at the input of the external network and at the input of the internal network and functions as a switch or router in a traditional communication network. The main function of the OLT is to control the flow of information through the ODN, going in both directions.

STOA (Apartment Optical Termination Box)

STOA is the interconnection point between the building's wired network and the apartment itself. It is installed inside each housing unit and creates the arrival point of the fibre optic signals, coming from the CSOE and the starting point of the fibre optic network inside the house. STOA is therefore the point through which the user physically connects to the multi-service optical infrastructure.

HTTP Protocol (HyperText Transfer Protocol)

In telecommunications and IT, it is an application-level protocol used as the main system for transmitting information on the Web or in a typical client-server architecture.

SIP Protocol (Session Initiation Protocol)

In telecommunications, SIP means application layer control network protocol used to create, edit, and terminate sessions between one or more participants, these sessions include Internet telephone calls (VoIP), multimedia distributions, and video conferencing. SIP is commonly used to establish or terminate video or voice calls and allows for changing the characteristics of ongoing calls such as IP address and port, invite additional participants and add or delete media streams.

RTSP Protocol (Real Time Streaming Protocol)

It is a network protocol used in computer communication and entertainment systems aimed at controlling servers for multimedia streaming, used to establish and manage streaming sessions between servers and clients. Clients send commands to the media server similar to a video recorder, such as play or pause, so as to control the playback of audio/video files distributed by the server in real time.

Terms and Conditions of Sale

1) Definitions

In this document the following words shall have the following meanings:

- a. "Buyer" means the organisation or person who buys Goods;
 - b. "Goods" means the items to be supplied to the Buyer by the Seller;
- Videx Electronics S.p.A. will be hereafter called "Videx".

2) General Conditions

Any variation to these Terms and Conditions (including any special terms and conditions agreed between the parties) shall be inapplicable unless agreed in writing by Videx.

3) Orders

Any order sent to Videx implies the Buyers acceptance of all the conditions listed into this document. Purchases are finalized when the Buyer receives the order confirmation from Videx. After this confirmation, the order cannot be cancelled unless Videx explicitly agrees in writing.

4) Prices

Price list is to be considered variable as it is subject to variations in production costs which are outside of the control of Videx. Unless otherwise agreed in writing, prices shall be considered ex-works.

5) Retention of Title

Title to the Goods shall not pass to the Buyer until Videx has been paid in full for the Goods.

6) Returned Goods

Returned Goods will not be authorized unless agreed in writing by Videx. Authorized Goods will be accepted only if intact and in their original packaging. Goods not included in the price lists in force will not be accepted.

7) Liability

- a. Videx will not be held responsible for damages arising from incorrect installations which do not comply with the specifications provided or for installations carried out by third parties, or for works carried out by third parties on behalf of the Buyer;
- b. Videx will make good, by repair or by supply of a replacement, defects which, under proper use, appear in the Goods within a period of 12 months after the Goods been sold and arise solely from faulty design, materials or workmanships; always provided that the defective parts have been acknowledged and so declared by Videx;
- c. Videx does not acknowledge any compensation for direct or indirect damages;
- d. All goods must be returned to Videx at Buyer's own expenses, until such time as these are tested Videx admits no liability for their condition;
- e. Videx admits no liabilities for defective parts caused by wear and tear;
- f. All Goods returned for repair must be accompanied by a note in writing stating the nature of the defect claimed, the date of purchase, the invoice number and should be clearly marked with the returning purchaser's full address;
- g. Any returned Goods claimed to be faulty by the Buyer and consequently tested and found to be working correctly by Videx, will be returned to the Buyer and a cost will be charged accordingly.

8) Payment

Unless agreed in writing by Videx, the following general conditions apply:

- a. Payment Terms and Conditions will be specified on the invoice;
- b. Interest rates as per the banking conditions effective at the time will be charged on top of overdue payments;

9) Governing Law and Jurisdiction

This Agreement shall be governed by and construed in accordance with the laws of the Republic of Italy. All the disputes arising out of or in connection with this Agreement shall be submitted to the exclusive jurisdiction of the Courts of Fermo (Italy).



info@videx.it | www.videx.it

Videx Electronics S.p.A.

Via del Lavoro, 1
63846 - Monte Giberto (FM) - Italy
T. +39 0734 631 669
F. +39 0734 632 475