

Smarter in Every Way

Intelligent and Elegant Entrance Control



PRODUCT BROCHURE

Make Every Entrance Smarter

The next-generation of optical turnstiles, guard automation, and doorway-mounted entrance control, backed by the ultimate customer service. Smarter Security provides unsurpassed enterprise and FICAM federal solutions.

Fastlane® Optical Turnstiles

Featuring unrivaled benefits such as:

INTELLIGENCE

1. **Fastest speed:** Able to process up to 60 people/minute.
2. **Fewest false alarms:** Advanced technology pinpoints size, shape, and speed of individual entities.
3. **Best tailgate detection:** Less than 1/4" on most models.
4. **Unique collusion detection:** "Sidegating" detection on wide lane models detects side-by-side collusion.
5. **Unsurpassed life safety:** Glass barriers are uniquely tempered and laminated, with precision programming to avoid pedestrian contact. Optional SmarterGlass ballistic barriers uniquely protect employees in active shooter events.

AESTHETICS

Unmatched craftsmanship and stunning looks elevate your environment while our technology protects it. Fastlane features the industry's widest range of models. Our sleek, cutting-edge pedestals and barriers can be customized to match your lobby, your budget, and your design. Fastlane turnstiles also fit most accessories, including multiple biometric authentication technologies, card readers, and elevator displays, which we factory install for a truly polished look.

RELIABILITY

Built for the long haul, Fastlane turnstiles deliver consistent performance, fewer maintenance headaches, and a lower total cost of ownership. Fastlane's quality manufacturing system has been compliant with ISO 9001 standards for more than 18 years, helping ensure that Fastlane customers get what they want when they want it.

Door Detective®

Secures doors once they are opened

- Like a virtual security officer for access-controlled doors,
- Detects unauthorized entrants, tailgating and direction violations.
- Integrates with access control and building management systems for mustering and life safety.

Door Detective is the ideal solution for facilities such as data centers, R&D laboratories, executive floors, residence halls, and distribution centers.

SmarterLobby

Software that automates and enhances lobby security

Fastlane turnstiles excel at tailgate detection, deterrence, and pedestrian control. With optional SmarterLobby software, you have the power to do so much more, such as:

- **Automation** – workflows and enhanced lane controls can drive guard reductions
- **Population Management** – lobby, other zones, or building-wide
- **Randomization** - secondary screening deters and detects theft and weapons
- **Sensor integrations** – seamless metal/weapon detection systems

World-Class Customer Service

Nothing's more important than taking exceptional care of our customers. We're here to help you select the right products for your security needs, customize them to suit your environment, ensure a smooth implementation, and keep everything working in an optimal fashion. If you've got a question, our 24/7 service ensures you get an answer ASAP. We also provide lifetime remote support on every Fastlane product — and if an issue cannot be resolved remotely, we'll assist you onsite.



The Fastlane Plus 400 MA with customized square pedestals, multi-directional Invariisp™ stainless steel finish and elevator integration offers top-of-the-line aesthetics and security in Building 4 of the World Trade Center.

Smarter Security provides unsurpassed intelligence to help prevent “human hacking” for more than

50% of the Fortune 100

and some of the world’s most iconic buildings, including the World Trade Center.

“

You can feel the quality workmanship in both the aesthetics and operation.

- Larry Silverstein, owner and manager, World Trade Center Towers 3, 4, and 7 and chairman of Silverstein Properties

Our flagship line

Fastlane Speedgates

Ideal for: Environments where aesthetics and security are paramount

- Elegant, contemporary designs in all sizes seamlessly complement modern lobby interiors
- Bi-directional or retracting glass barriers up to 6' high move quickly and quietly for an open, inviting environment and beautiful first impression



The Glassgate 300 is our most unique speedgate, with a striking t-shaped design and ultra-sleek glass-sided frame.

Speedgate Highlights

- Unsurpassed multi-microprocessor intelligence
- Superior ¼" tailgate detection
- Unsurpassed throughput
- Highly customizable
- Durable, reliable, and low voltage/low energy consumption
- ISO 9001, UL availability, and ADA compliant

Speedgate Models



Fastlane Glassgate 150

Our most compact, economic, and popular model offers unsurpassed accuracy and speed



Fastlane Glassgate 155

Concealed optical systems for a sleeker look, optional locking brakes and wider lane widths up to 47"



Fastlane Glassgate 200

The original speedgate with slim pedestals and various barrier height options



Fastlane Glassgate 250

Bi-directional dual-glass barriers, metal side panels and extra space for integrations



Fastlane Glassgate 300

Striking t-shaped design and ultra-sleek frame with glass sides, four barrier-height options and a locking brake option



Fastlane Glassgate 400

A premium model for high-security applications, with a robust footprint, four barrier-height options and a locking brake option



Fastlane Glassgate 200 Plus

Wider and slightly longer pedestals than Glassgate 200 features dual panels of glass for standard and ADA lanes, and enables several ADA lanes to operate together



Fastlane Glassgate 400 Plus

Offers extra advantage over Glassgate 400 in that maximum lane widths can be achieved with advanced side by side detection technology



Fastlane Glasswing

"Angel wing" glass barriers that retract fully into the pedestals upon authorization

Streamlined style

Fastlane Plus Barrier-Arm Turnstiles

*Ideal for: Environments such as reception areas or elevator lobbies,
where space may be limited but effective entrance control is still required*

- Sleek 6.6"-wide pedestals with modern sophistication
- Fast-acting variable-tension aluminum barrier arms that break away in the direction of travel and return to a secure state automatically

The compact Fastlane Plus 400 MA features dual barrier arms that quickly retract into the pedestal upon user authorization.



Barrier-Arm Turnstile Highlights

- Unsurpassed multi-microprocessor intelligence
- Options for different operation modes with remote mode selection
- Fastlane Connect IP communication and control
- Superior ¼" tailgate detection
- Compact elegance with multiple customization options
- ISO 9001, UL availability, and ADA compliant

Barrier-Arm Turnstile Models



Fastlane Plus 400 MA

Our versatile streamlined design with self-resetting breakaway arms and intuitive lane status display to guide users



Fastlane Plus 400 AS


Extended pedestal length that includes an additional set of detection beams compared to the 400 MA, which empowers the use of "normally open" operation

Discreet, effective, and versatile

Fastlane Barrier-Free Turnstiles

Ideal for: Environments requiring lower security and minimal impact

- Unobtrusive security inspired by architects
- Open lane design keeps lobbies light and airy, while still highly secure
- Streamlined designs with small footprints



The Fastlane Compact has a modern appearance with streamlined stainless steel pedestals to detect and alarm unauthorized access.

Barrier-Free Turnstile Highlights

- Unsurpassed tailgate detection
- Fastlane Connect IP communication and control
- Architect-inspired minimalism, multiple customization options
- ISO 9001, UL availability, and ADA compliant

Barrier-Free Turnstile Models



Fastlane Compact

Compact footprint — a mere 18 inches in length



Fastlane 400 OT

Mid-sized footprint with a more prominent pedestal, delivers unsurpassed detection performance with 18 individual infrared beam paths




Intelligate provides an extra-wide lane to a turnstile installation and is suitable for all users, including people with reduced mobility, wheelchairs, and bulky deliveries.

Complementary designs that enable passage for carts, packages, and those with reduced mobility

Fastlane Intelligate and Passgate Entrance Gates

Ideal for: Environments such as reception areas or elevator lobbies, where space may be limited but effective entrance control is still required

Entrance Gate Models



Fastlane Intelligate 300

The sleek Intelligate 300 offers multiple glass-height options.



Fastlane Passgate 300

Fastlane Passgate 300 offers multiple heights and widths.

Fastlane Turnstile Comparison Chart

Speedgates

Features and options	Glassgate 150	Glassgate 155	Glassgate 200	Glassgate 200 Plus	Glassgate 250
Barrier motion	Swinging	Swinging	Swinging	Swinging	Swinging
Pedestal footprint (W x L, in inches)	6.6 x 45.2	7.4 x 59.5	6.6 x 55.6	9.9 x 58.9	7.4 x 49.1
Lane width (in inches)	26.0 – 36.0	26.0 – 47.24	23.6 – 36.0	26.0 – 36.0	26.0 – 36.0
Barrier height (in feet)	2.8	2.8	3.2, 4.0, 5.0, 5.5, 6.0	3.2, 4.0, 5.0, 5.5, 6.0	3.0
IP capability	Yes	Yes	Yes	Yes	Yes
UL 2593 listed	Yes	No	No	No	Yes
Locking barrier option	No	Yes	Yes	Yes	Yes
ADA/DDA	Yes	Yes	Yes	Yes	Yes
Throughput/minute	60	60	60	60	60

Speedgates conti.

Features and options	Glassgate 300	Glassgate 400	Glassgate 400 Plus	Glasswing
Barrier motion	Swinging	Swinging	Swinging	Retracting
Pedestal footprint (W x L, in inches)	9.4 x 44.4	8.5 x 55.4	8.6 x 67.24	12.1 – 17.8 x 59.0
Lane width (in inches)	26.0 – 36.0	26.0 – 36.0, 39.3	26.0 – 47.24	26.0 – 36.0
Barrier height (in feet)	3.2, 4.0, 5.0, 5.5, 6.0	3.5, 4.0, 5.0, 6.0	3.5, 4.0, 5.0, 6.0	3.0
IP capability	Yes	Yes	Yes	Yes
UL 2593 listed	No	No	No	Yes
Locking barrier option	Yes	Yes	Yes	Yes
ADA/DDA	Yes	Yes	Yes	Yes
Throughput/minute	60	60	60	60

Barrier-Arm Turnstiles

Features and options	Fastlane Plus 400MA	Fastlane Plus AS
Barrier motion	Dropping	Dropping
Pedestal footprint (W x L, in inches)	6.6 x 38.3	6.6 x 50.2
Lane width (in inches)	26.0 – 36.0	26.0 – 36.0
Barrier height (in feet)	2.6	2.6
IP capability	Yes	Yes
UL 2593 listed	Yes	Yes
ADA/DDA	Yes	Yes
Throughput/minute	60	60

Barrier-Free Turnstiles

Features and options	Compact	400 OT
Pedestal footprint (W x L, in inches)	6.6 x 17.6	6.6 x 38.3
Lane width (in inches)	26.0 – 36.0	26.0 – 36.0
IP capability	Yes	Yes
UL 2593 listed	No	No
ADA/DDA	Yes	Yes
Throughput/minute	60	60


Options To Make Your Entrance Extraordinary

Your lobby sets the tone for the entire building. Smarter Security® has all the options you need to make everything harmonize perfectly.

Finishes

Our most requested standard finish is 304 Brushed Stainless Steel, designed to create a luxe, high-tech feel. When our clients need a custom look, we typically work with Rimex metals, the world's leading producer of surface finishes on stainless steel and other metals. In addition, the stainless steel on most models can be powder-coated based on standard RAL colors.

RIMEX METAL FINISHES




Tops

Most of our models come with standard Deep Black Quartz Corian® tops. Other Corian varieties can be customized.

Glass Options

Most Glassgate models can accommodate an optional low-iron glass that is clear or frosted with added embellishments such as a frosted logo. Or, for high-security needs, organizations can increase protection with our new ballistic-resistant glass.

SmarterGlass is the latest advancement in ballistic-resistant glass and is an option to enhance active shooter preparedness. SmarterGlass offers dependable performance, security, and safety with various bullet-resistant options and performance.



Integrated Security

Accessories	Description
SmarterMount	A universal post mount solution upon which an endless array of technologies can be mounted
Infill	Versatile infill closes adjacent gaps and can be floor-mounted, wall mounted or free-standing
Fastlane Pressure Sensor tops	Embedded Fastlane Pressure Sensor tops detect climb-over attempts while retaining the sleek design
Remotes	Remotes help you control lanes easily with a touch of the screen or button
Floor Protector system	A modular system eliminating the need for drilling fixing bolts or running a conduit under flooring
Dispatch display	Optional integration with leading elevator dispatch displays, typically mounted below a window within the pedestal decorative top
Readers	Proximity, Bluetooth and smart card readers can be discreetly installed below the Corian parts of pedestal tops adjacent to end panels, or within the end panels
Fastscan	A multi-tech reader solutions integrate a proximity card reader with a barcode/QR reader providing a single Wiegand output

Smarter Lobbies for Smart Buildings



Turnstiles can now automate workflows, population thresholds, lockdowns when weapons are detected, reduce guard counts, and more!

Lobbies with Layers

A building is only as smart as its front door. SmarterLobby is the industry's first solution that looks beyond a credential and weighs critical data from other sensor systems and sources into turnstile permission decisions. Like a lobby operating system, this unique software offers custom apps that dramatically increase the security and ROI from Fastlane® turnstiles.



Unbiased Screening

Restrict entry when randomized interval detected



Mask Compliance

Restrict entry when uncovered face is detected



Frictionless Entry

Enable entry through more turnstiles when queue is detected



Social Distancing

Restrict entry when area capacity is met



Social Unrest

Restrict entry when crowd is detected



Fever Scanning

Restrict entry when fever is detected



Weapon Detection

Restrict entry when weapon is detected

Standard Features

- Event Logging
- Alarm Monitoring
- Floorplan Map Designer
- System Administration
- Rules Engine
- ONVIF Video Viewer

Optional Features

- Mass Notification
- Mobile Client
- iWatch Client
- Role-Based Access Control
- Video Management API
- Video Analytics API
- Asset Management API
- Ticketing API
- BACNET Interface
- Mercury Controllers
- Hardware Power Supply

ENABLE NEXT-GENERATION SCREENING

Designed to automatically evaluate surrounding signals and adjust entry based on user-definable policies, SmarterLobby empowers optical turnstiles to go beyond credentialing and enforcement of anti-tailgating policies.

Detect tailgating without adding extra security staff

Door Detective

Doors with locks provide good security — until they're opened. Door Detective uses a network of beam paths with neural network intelligence to ensure that only one person enters for each authorization. It not only monitors how many people pass through but also ensures that they move only in the approved direction. It's a cost-efficient way to extend security to interior areas where intruders could enter unnoticed.

- Signals activity such as unauthorized entrants, tailgating, collusion, and obstruction to alert staff to violations while eliminating false alarms
- Accurately monitors movement in both directions
- Works seamlessly with access control systems for added security and building management systems for mustering and life safety
- Enables seamless security without needing additional authentication from the user
- Gets up and running quickly and easily through CAT 5 interconnections and POE (Door Detective Plus)

Door Detective Models



Door Detective Classic

- Higher-end aesthetics
- Beams can rotate to extend across hallways without door jam mounting
- Internal CPU with an external 12 VDC power supply



Door Detective Compact

- Most economical model
- Smallest footprint
- External CPU and 12 VDC power supply



Door Detective Plus

- Internal CPU and PoE power
- IP communications to support remote configuration and population counting
- Unsurpassed tailgate detection

Door Detective Comparison Chart

Features and options	Classic	Compact	Plus
Size (H x W x L, in inches)	26.3 x 2.8 x 4.0	11.9 x 2.4 x 4.3	29.5 x 2.4 x 4.25
Lane width (max, in inches)	98.4	98.4	82.68
ADA/DDA	Yes	Yes	Yes
Throughput/minute	60	60	60

Phenomenal Customer Service

We're with you all the way.

SITE CERTIFICATION

Includes a test and review of all wiring and turnstile settings, plus functional testing and onsite training for both integrators and end users.

FULL-YEAR WARRANTY

Increases to three years with site certification.

PREVENTIVE MAINTENANCE

Onsite service, performed by Certified Smarter Security technicians.

LIFETIME REMOTE SUPPORT

With onsite service for any issues that cannot be resolved remotely.

24/7 PHONE SUPPORT

The most responsive in the industry.

Smarter Security will always:

- Supply the best technologies and designs
- Craft a custom solution where one is required
- Assist in the purchase process with a consultative approach
- Bring expertise and focus when products are ready to be installed
- Offer lifetime support to ease usage and maximize ROI

About Smarter Security

Smarter Security is North America's preeminent security company for Entrance and Access Control. Unlike other solutions, our Fastlane® turnstiles, Door Detective®, SmarterLobby, and ReconaSense® all harness the power of advanced neural network technology to provide unrivaled intelligence to pedestrian access control. We provide seamless security for some of the world's most iconic buildings, including over 50% of the Fortune 100 and thousands of commercial, campus, and government lobbies. With Smarter Security, organizations achieve a layered security strategy with a lower total cost of ownership. Visit www.smartersecurity.com.

For more information, email us at info@smartersecurity.com or call us at **800.943.0043**

Locations

CORPORATE HEADQUARTERS

110 Wild Basin Rd., Ste 200
Austin, TX 78746

NYC SHOWROOM

390 Fifth Ave., Ste 708
New York, NY 10018



Smarter Security

More intelligent. More secure.



© 2020 Smarter Security.
Smarter Security is a registered trademark of Smarter Security, Inc.
Fastlane and Door Detective are registered trademarks of Integrated Design, Ltd.



Smarter Security is an American company
headquartered in Austin, Texas.