



KEYLINK

PREMIER RAILING SYSTEMS





EXCEPTIONAL STYLE, OUTSTANDING PERFORMANCE.

If you're dreaming of **beautiful living** spaces, our low maintenance aluminum railing, designed to provide long-lasting attractiveness and safety, is one way to make that dream a reality. With its wide variety of colors and styles, Keylink's aluminum railing is appreciated by homeowners and builders alike. All of Keylink's railing is engineered to our exacting standards and fabricated and tested in the **USA**.



MANUFACTURED IN THE USA

Keylink's products are proudly designed and manufactured in the **USA** to ensure a quality fit and finish.

Pictured above: American Series Textured Black Railing with Horizontal Cable Infill



WHAT IS KEYLINK QUALITY?

- Keylink uses AAMA 2604 standard coating on all our aluminum, and AAMA 2605 standard coating is available as part of our coastal upgrade package, to protect aluminum within one mile of saltwater.
- IBC or IRC code compliance for peace of mind and safety
- Limited lifetime warranty and 5-year prorated labor warranty
- Contractor focused design makes installation easy
- Access to dedicated support teams to assist your project



Keylink has been **PCI certified** through the Powder Coating Institute. Powder coating is the solution to keeping aluminum railing and fencing from fading and helping it to retain its color.

KEYLINK **CHESAPEAKE SERIES**

PRACTICAL. VERSATILE. CUSTOMIZABLE.

The Keylink Chesapeake series provides versatile style options to enhance your space's functionality and complement any lifestyle, whether you are entertaining family and friends or unwinding in your own personal oasis.



**ENGINEERED FOR
UNDER-RAIL LIGHTING**





Textured White with Horizontal Cable



Textured Black with Square Balusters



Textured Black with Rod Rail & CAFRC



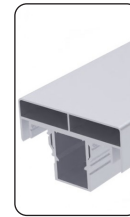
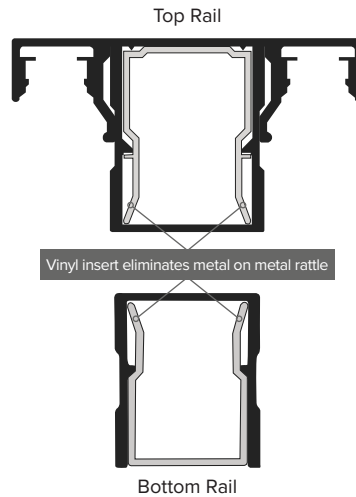
Matte Black with Vertical Cable

KEYLINK CHESAPEAKE SERIES

PRODUCT DETAILS

- Level and stair rail lengths come in 6' or 8' sections
- Available in 36" or 42" heights
- Meets IRC and IBC (42" only) code requirements
- Boxed sections include top and bottom rails, mounting brackets and hardware, infill and the installation guide

*Except Horizontal Cable

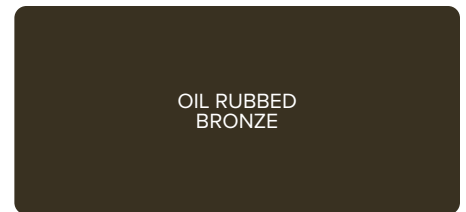
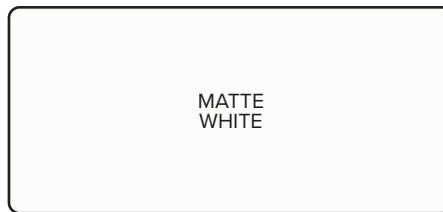
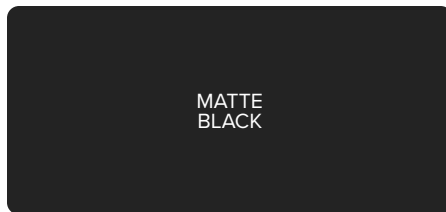




- Chesapeake Aluminum Flat Rail Cap - CAFRC**
- 17' lengths
 - End cap, level alignment blocks, stair alignment blocks, optional beauty ring
 - Available in all finishes

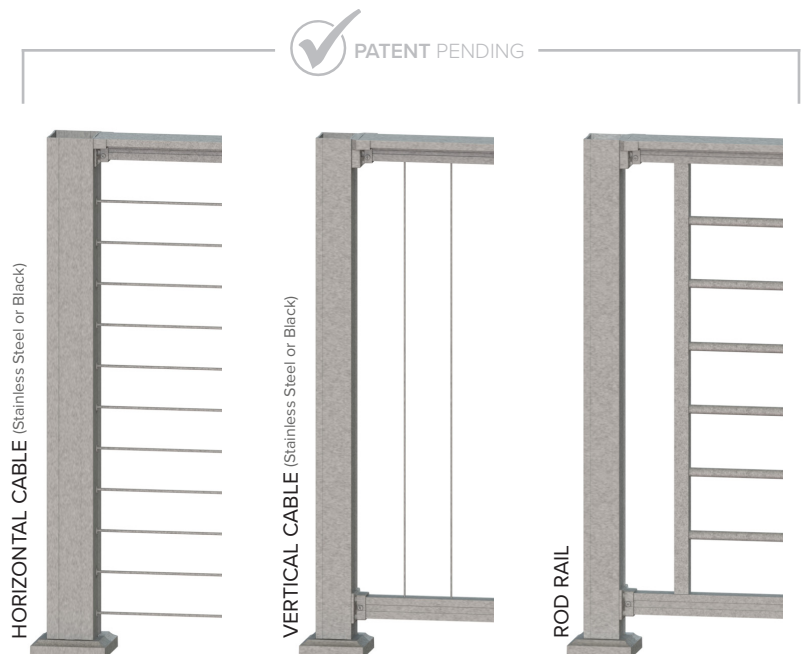
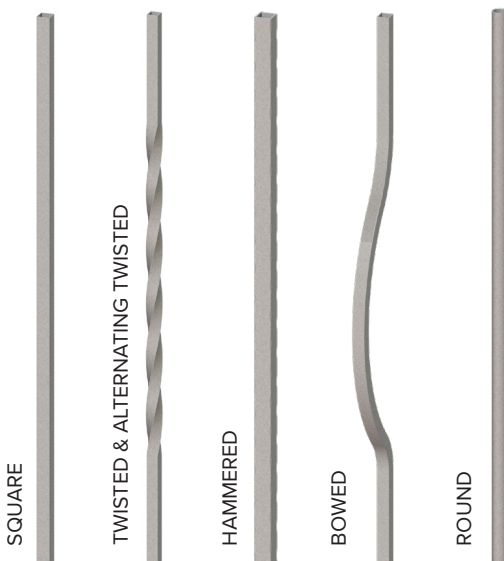


- Alternative Top Rail**
- Deck Board
 - Wood
 - Versatile Options

STANDARD COLORS




INFILL OPTIONS



KEYLINK **AMERICAN SERIES**

ADAPTABLE. CLASSIC. ENDURING.

The Keylink American series is popular for its sophisticated, classic profile, and dynamic appearance. Whether you are hoping to preserve a more traditional style or are aiming for a more modern look, the options within the American series give you boundless opportunities for customization.







Textured Black with Vertical Cable



Barrier Railing



Oil Rubbed Bronze with Horizontal Cable



Matte White with Black Square Balusters




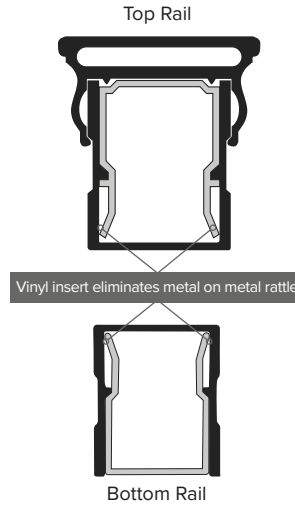
Textured Black with Black Horizontal Cable & Crossover Posts

KEYLINK AMERICAN SERIES

PRODUCT DETAILS

- Level and stair rail lengths come in 5', 6', 7' or 8' sections
- Available in 36" or 42" heights
- Meets IRC and IBC (42" only) code requirements
- Boxed sections include top and bottom rails, mounting brackets and hardware, infill and the installation guide

*Except Horizontal Cable

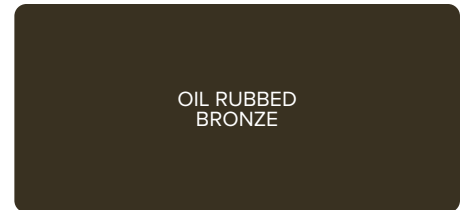
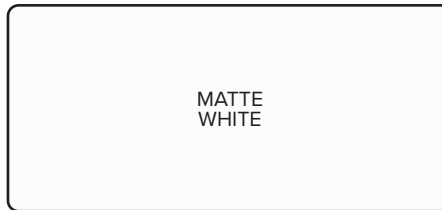
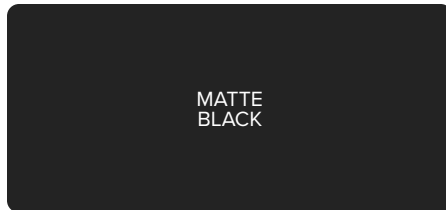
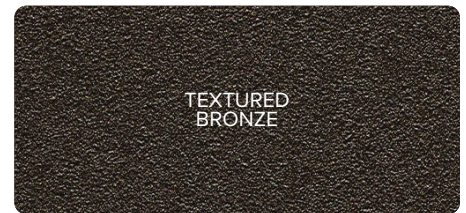



- Crossover Posts Available**
- Line, corner and end post availability
 - Compatible for all infill options

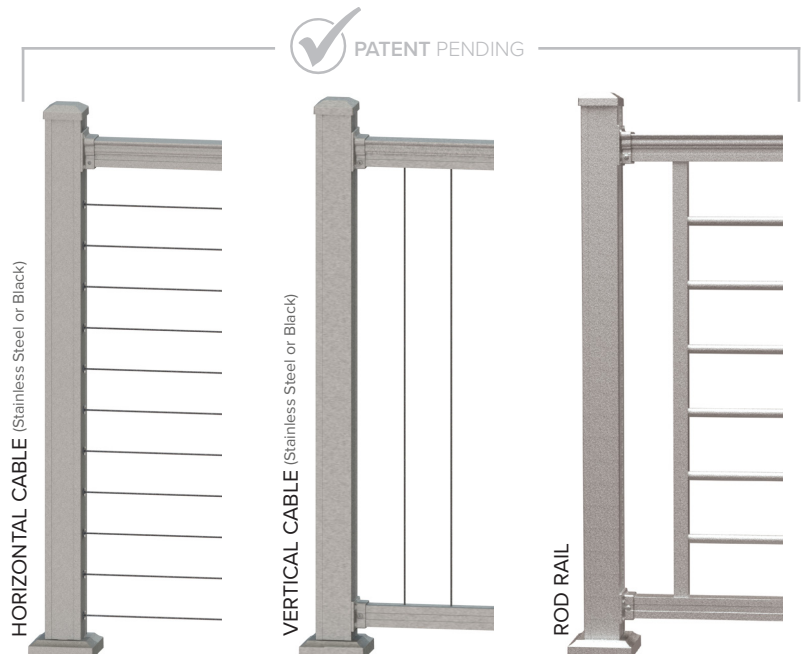
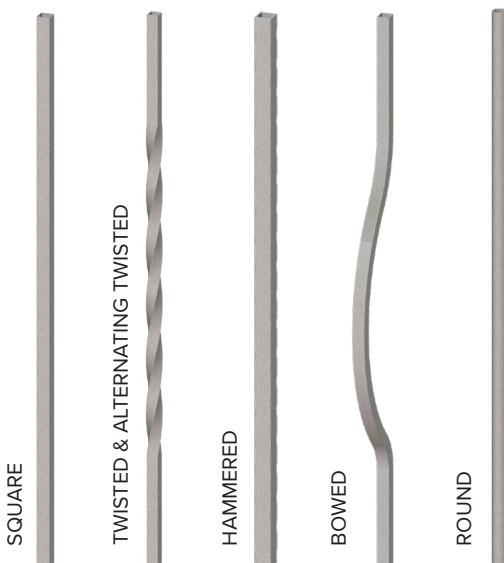


- Third Rail Options Available**
- Contemporary
 - Traditional

STANDARD COLORS



INFILL OPTIONS



KEYLINK OUTLOOK SERIES

REFINED. ELEGANT. MINIMALISTIC.

The Keylink Outlook series offers a slim, unobtrusive profile that complements virtually any design aesthetic. There is no sacrifice in safety, substance, or style with this simple, elegant railing system.







Matte Black with Square Balusters



Matte White with Square Balusters



Oil Rubbed Bronze with Square Balusters

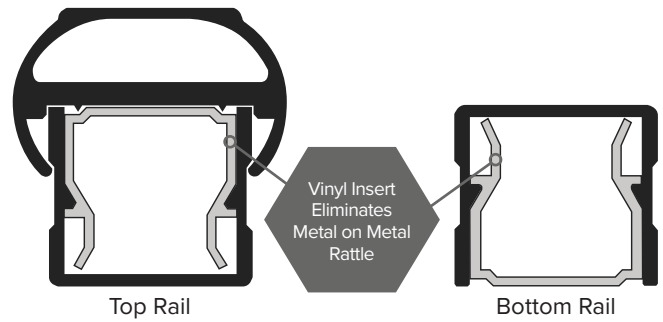


Matte Black with Square Balusters

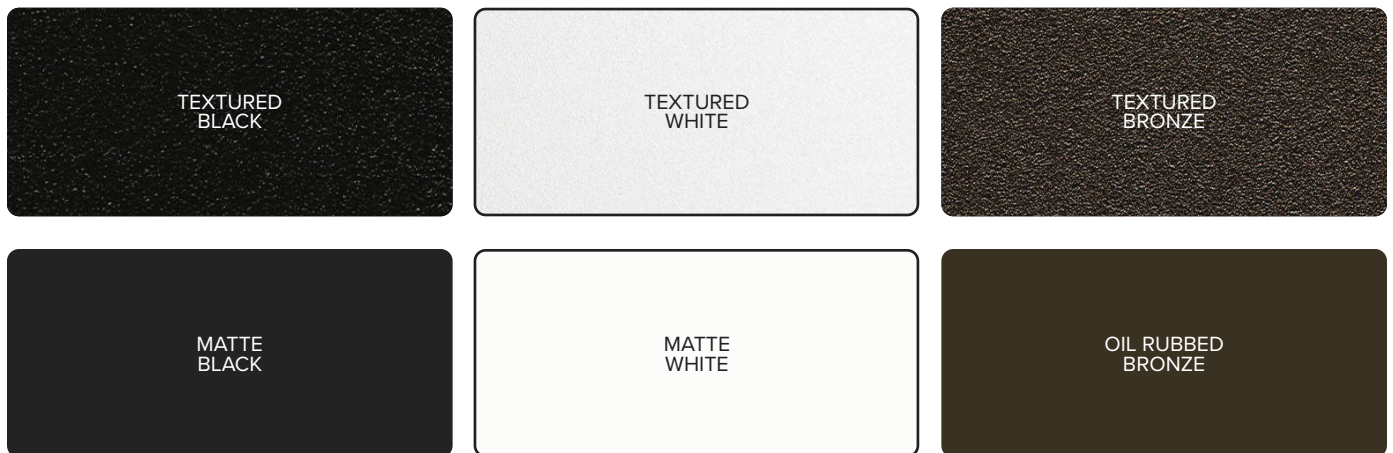
KEYLINK OUTLOOK SERIES

PRODUCT DETAILS


- Level rail lengths come in 5', 6', 7' or 8' and stair rail lengths come in 4', 5' or 6'
- Available in 36" or 42" heights
- Meets IRC and IBC (42" only) code requirements
- Boxed sections include top and bottom rails, mounting brackets and hardware, infill and the installation guide



STANDARD COLORS



INFILL OPTION





KEYLINK **DISCOVERY SERIES**

TIMELESS. EFFICIENT. ECONOMICAL.

The Keylink Discovery series offers a timeless, low-maintenance railing system that combines efficiency with a sleek, modern appearance.





Textured Black with Square Balusters

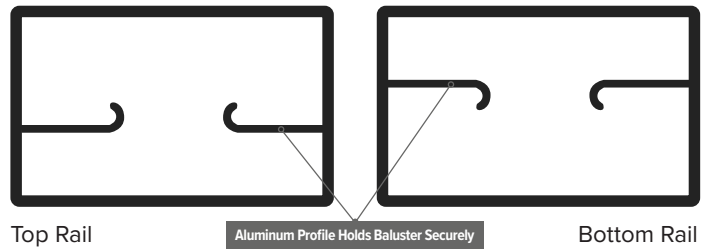


Textured Black with Square Balusters

KEYLINK DISCOVERY SERIES

PRODUCT DETAILS

- Installs up to four times faster than pressure treated lumber
- Railing Length Options: 6', or 8'
- Railing Height Option: 36"
- Textured Black Only
- Square Balusters are 5/8"
- Boxed sections include top and bottom rails, infill and the installation guide




STANDARD COLOR



POSTS

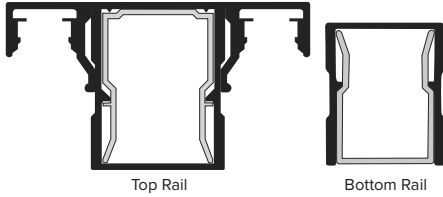


INFILL OPTION



SERIES OVERVIEW

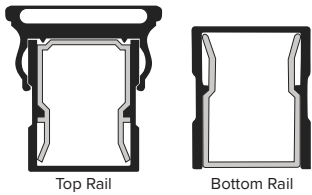
CHESAPEAKE SERIES




- Customizable Profile; Unlimited Rail Cap Options
- Functional, Practical for Entertaining
- Aesthetically Versatile
- Under Rail Lighting Compatible
- Exceeds IRC & IBC Compliance



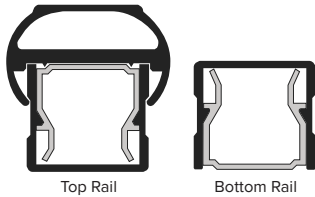
AMERICAN SERIES



- Classic, Stylistically Adaptable Profile
- Aesthetically Versatile System
- Post-to-Post or Crossover Options
- Third Rail Options
- Exceeds IRC & IBC Compliance



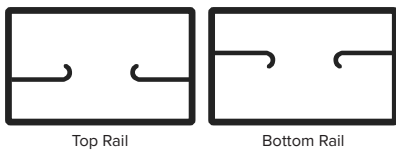
OUTLOOK SERIES




- Minimalistic, Slim, Round Profile
- Safety and Substance
- Simple Elegance
- Slimmer 5/8" Square Baluster
- Exceeds IRC & IBC Compliance



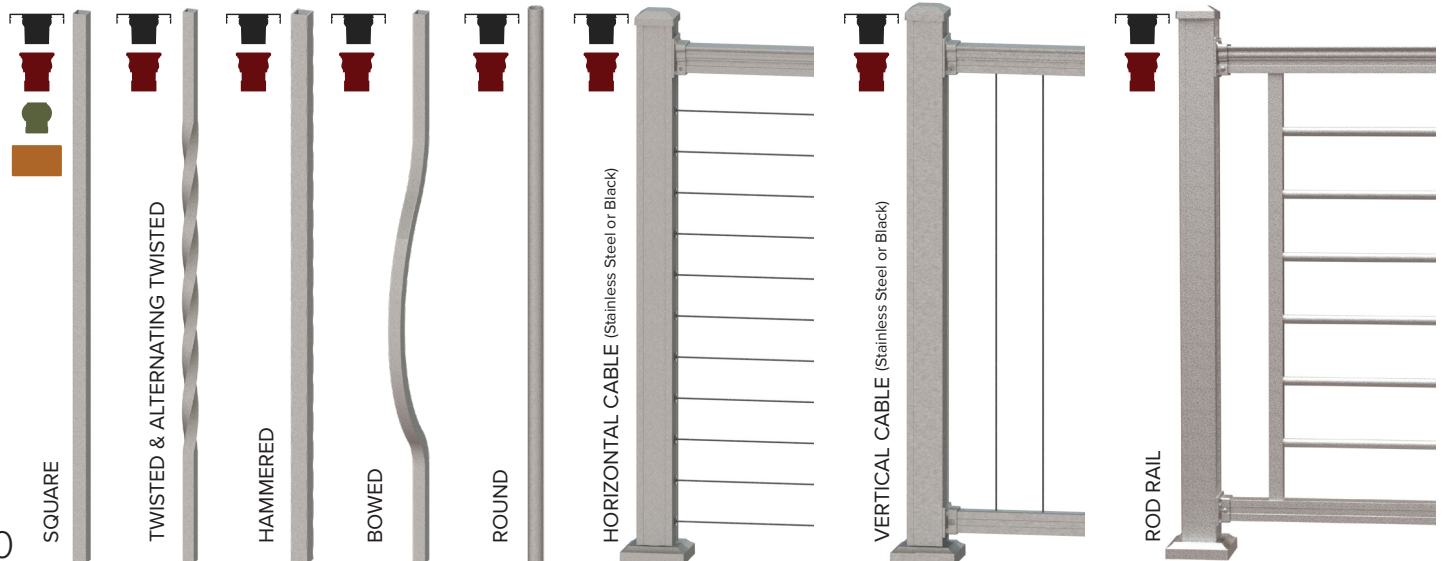
DISCOVERY SERIES



- Timeless, Clean, Square Profile
- Approximately 4 Times Faster to Install than Pressure-Treated Lumber
- Builder-Friendly Pre-Installed Brackets
- Exceeds IRC Compliance

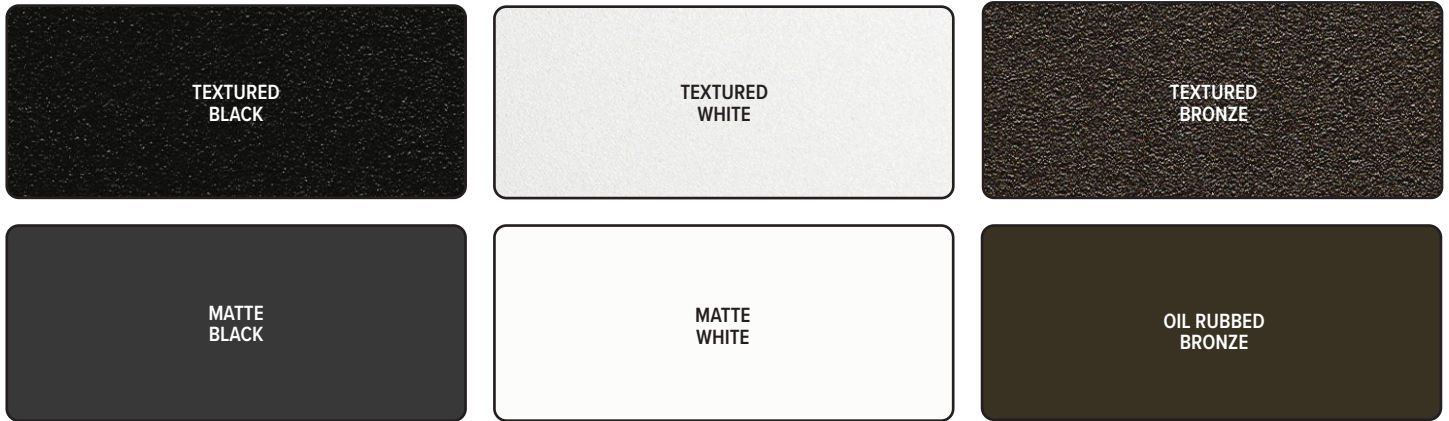


INFILL OPTIONS




KEYLINK COLORS & FINISHES

KEYLINK'S STANDARD COLOR OPTIONS



KEYLINK'S SPECIAL ORDER COLOR OPTIONS



S = Satin Finish | G = Gloss Finish



Scan the code to view our full collection of **colors and finishes** available for Special Order and Coastal Upgrade.

POWDER COATING STANDARDS

AAMA 2604 Standard Coating

Used on all Keylink products unless an upgrade is ordered. This level of protection balances effective coating with affordability, making it an excellent choice for outdoor aluminum.

AAMA 2605 Coating with Coastal Upgrade


Strongly recommended for installations near bodies of water, especially saltwater. This upgrade includes a primer over all the aluminum before it's finished with AAMA 2605 standard coating. The coastal upgrade protects the aluminum from galvanic corrosion. Please note that a slight difference in colors is expected between AAMA 2604 and AAMA 2605 finishes. Please contact your Territory Manager for 2605 color swatches.



Keylink has received PCI-4000 Certification from the Powder Coating Institute, which is third-party confirmation that our process and coating meet the highest standards.

HORIZONTAL CABLE SYSTEM

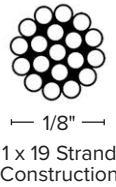
Posts and support balusters come pre-drilled and pre-fitted for an even faster installation. Requires only single post at corners.



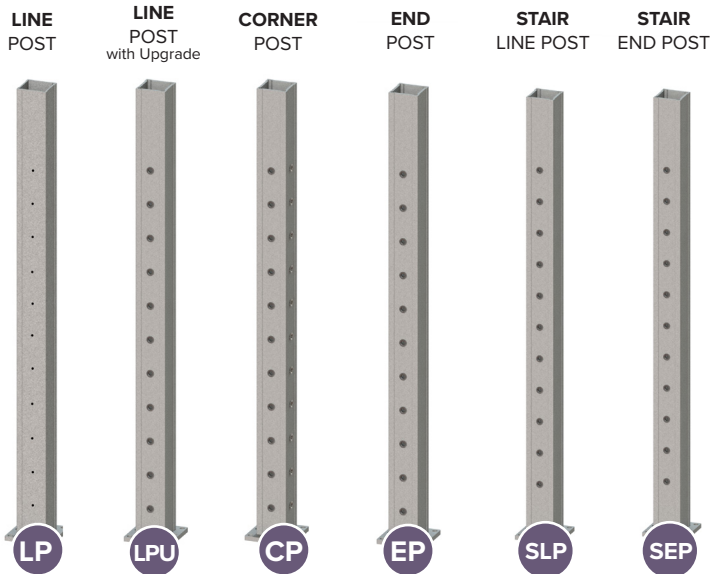
- A.** American or Chesapeake Series Top Rail
- B.** Posts
- C.** Center Baluster(s) w/Mount
- D.** S.S. Cable
36" requires 11 cable strands
42" requires 13 cable strands

Boxed Section Includes: Top rail, intermediate baluster(s), baluster mounts, top rail mounting brackets with screws, and installation guide. Cable, posts, caps, and trim sold separately.

Our Cable is Made From Grade 316 Stainless Steel & Features a 1/8" Diameter w/1x19 Strand Construction. Fittings are Comprised of 316L Series Stainless Steel.



AVAILABLE POST OPTIONS



Stainless Steel Cable

Our horizontal cable rolls are available in stainless steel or black finishes.

Cable Roll Lengths:

- 100'
- 250'
- 500'



VERTICAL CABLE SYSTEM

Cable comes pre-installed! Install the section, tighten the cable, and you're done.




A. American or Chesapeake Series Top Rail

B. Posts

C. Vertical Cable Infill

Our Cable is Made From Grade 316 Stainless Steel & Features a 1/8" Diameter w/7 x7 Strand Construction. Fittings are Comprised of 316L Series Stainless Steel.



1/8" Diameter
7 x 7 Strand Construction

D. Stainless Steel Support Rod

No more than 5 cables between support rods

E. American or Chesapeake Series Bottom Rail

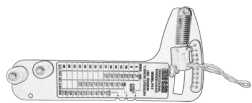
Boxed Section Includes: Top & bottom rails, balusters, mounting brackets with screws, and installation guide. 8' level sections include a section support. Posts, caps, and trim sold separately.



Section Support

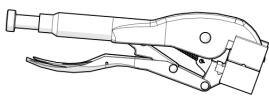


INSTALLATION TOOLS

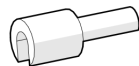


Tension Gauge

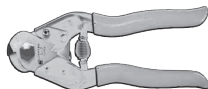
HORIZONTAL CABLE ONLY



Cable Grip Pliers



Cable Release Key



Cable Cutter



Cable Needle

CLEANER & PROTECTANT

*For preventative care and cleaning. Sold as a kit.



Stainless Steel & Chrome Cleaner
(Not for use on **Black** Cable)



Stainless Steel Cleaner & Protectant



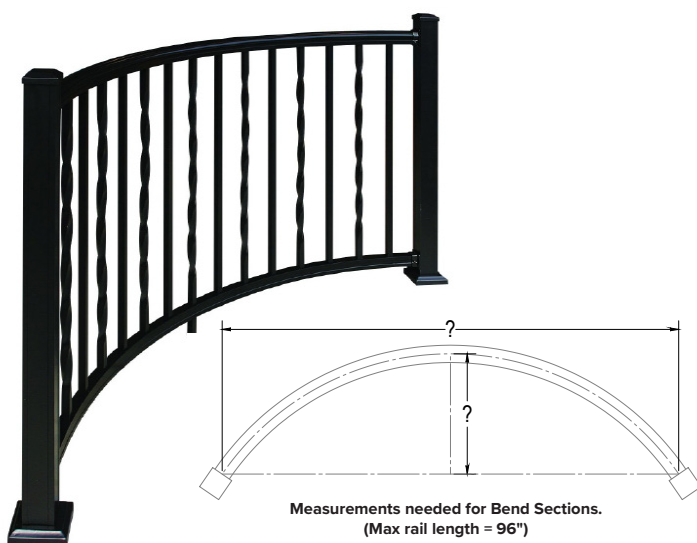
See the cable railing cleaning guidelines on our website for more information.




AROUND THE BEND

Bend Sections for Chesapeake and American Series

Order your custom bend sections to create an eye-catching design. Provide a radius or a projection measurement and Keylink will create a bend section to fit!



Available in the Chesapeake or American series in the following infills:



GATES GALORE


Adjustable Gate Kits

Keylink Adjustable Gate Kits are engineered for **installer convenience** and can be cut and assembled in the field. Standard size options will have you prepared to address most railing gate scenarios **quickly and efficiently**.


Gates are available in: 36" x 36", 36" x 48", 42" x 36", and 42" x 48".



American Series
with Square Infill



American Series
with Rod Rail Infill



American Series
with Horizontal Cable Infill



American Series
with Vertical Cable Infill



Outlook Series
with Square Infill



Discovery Series
with Square Infill

Chesapeake and Custom Gates

Need a gate for your Chesapeake railing or prefer a custom-built gate for an American or Outlook project? Keylink supplies installers with custom size gates to coordinate with our railing.


Each gate is built to your specifications for a perfect fit every time.

Chesapeake gates feature an over-the-post construction while American and Outlook are between-the-post.




WHAT'S YOUR ANGLE?


Keylink's brackets can help take your railing in a new direction!
 These powder coated, self-centering brackets can handle many installation angles horizontally and vertically, so no matter your installation challenge, Keylink has a bracket.




CHESAPEAKE SERIES BRACKETS & WEDGES



Level Bracket




45° Wedge



Horizontal Swivel
0°-36°




Stair Bracket
32°-36°




Vertical Swivel
0°-37.5°



Wedge
22.5°




Reducer Block
for 2.5" post



10° Horizontal
Swivel Wedge

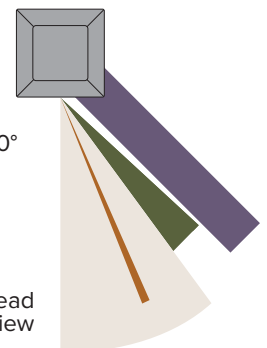
VERTICAL BRACKET ANGLE GUIDE

- Vertical Swivel = 0°-37.5°
- Stair = 32°-36°
- Stair Wedge = 5°



HORIZONTAL BRACKET ANGLE GUIDE


- Horizontal Swivel = 0°-36°
- Horizontal Swivel Wedge = +10°
- 45° Bracket = 45°
- Wedge = 22.5°



Overhead
View

AMERICAN SERIES


BRACKETS & WEDGES



Level Bracket




45° Bracket




Horizontal Swivel
0°-40°



Stair 32°-36°



Vertical Swivel
0°-30°



Universal Swivel
0°-52°
(any direction)




5°-7° Horizontal or
Vertical Wedge



6" or 8"
Column Wedge

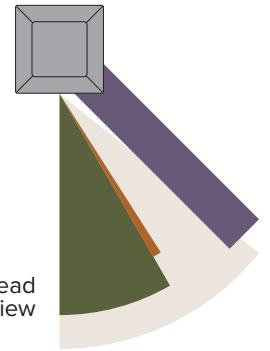
VERTICAL BRACKET ANGLE GUIDE

- Universal Swivel = 0°-52°
- Stair = 32°-36°
- Vertical Swivel = 0°-30°
- Vertical Wedge = 5°-7°




HORIZONTAL BRACKET ANGLE GUIDE

- Universal Swivel = 0°-52°
- Horizontal Swivel = 0°-40°
- 45° Bracket = 45°
- Horizontal Wedge = 5°-7°




OUTLOOK SERIES


BRACKETS & WEDGES



Level Bracket




45° Bracket



Horizontal Swivel
0°-40°



Stair 32°-36°



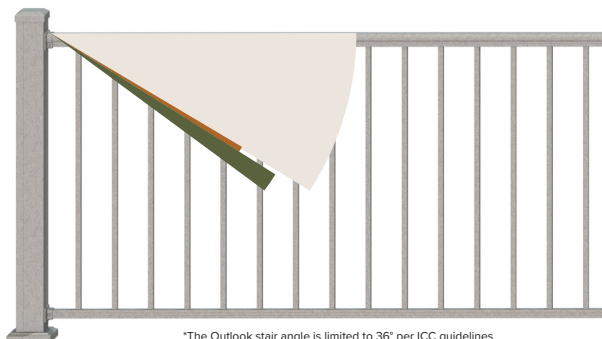
Vertical Swivel
0°-30°



Stair Wedge 5°

VERTICAL BRACKET ANGLE GUIDE

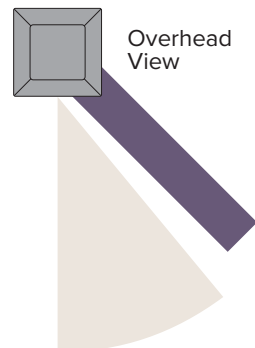
- Vertical Swivel = 0°-30°
- Stair = 32°-36°
- Stair Wedge* = 5°



*The Outlook stair angle is limited to 36° per ICC guidelines.

HORIZONTAL BRACKET ANGLE GUIDE

- Horizontal Swivel = 0°-40°
- 45° Bracket = 45°



ACCESSORIES

FASCIA MOUNT BRACKETS

Keylink's solidly crafted fascia mounting brackets let you move railing posts to the fascia for additional deck space and a unique aesthetic. For each linear foot of railing, fascia mounting gives you an extra ½ square foot of space compared to traditional surface mounting. Available in all finishes.

Available for both 2½" and 3¼" posts.



Inside Corner
Post Bracket



Line Post Bracket



Outside Corner
Post Bracket



EXTERNAL CABLE FITTINGS

Cable fittings allow you to turn wood, aluminum, composite, or masonry posts into vehicles for beautiful on-trend horizontal cable railing.

These fittings have full tensioning capacity for safety and security and require only a few standard tools for installation.

Level Cable Connector



Stair Cable Connector



Cable Through Sleeve




Stainless Steel & Chrome Cleaner


(Not for use on Black Cable)



Stainless Steel Cleaner & Protectant



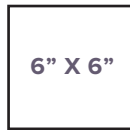

See our warranty and the cable cleaning guidelines on our website for more information.



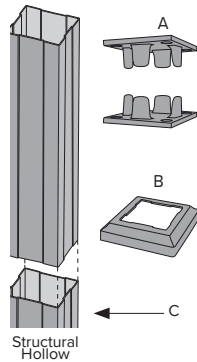
POST WRAP & STRUCTURAL COLUMNS

Complement your railing project with matching post wrap or support your porch roof with handsome powder-coated structural columns. All items are color matched to our railing lines, and unlike wood, these posts will not crack, rot, or ever need to be painted.

Post Wrap



Structural Column



A = TOP & BOTTOM MOUNTING PLATES

B = COLUMN TRIM

C = 3/4" or 4" x 108" COLUMN


POST CAPS & TRIM




Post Cap



Ball Cap



Post Trim



Two Piece Post Trim



ADA COMPLIANT ALUMINUM HANDRAIL


ADA Aluminum Handrail adds safety and security without compromising on looks! This handrail is designed to coordinate perfectly with Keylink's existing railing for a beautiful, functional, and safe railing system.



STANDARD COLORS



SPECIAL ORDER COLORS



COASTAL UPGRADE COLORS



END CAP



P - LOOP RETURN



ADA HANDRAIL BRACKET



HANDRAIL CONNECTOR WITH RING



5° RADIUS ELBOW (24")



34° RADIUS ELBOW (24")



STRAIGHT HANDRAIL (104" or 120")



90° RADIUS ELBOW (24")



6" CORNER MOUNTING BRACKET



0° - 90° UNIVERSAL ELBOW



OUTSIDE ELBOW



ALUMINUM 90° ELBOW BRACKET



STRAIGHT ALUMINUM WALL BRACKET WITH RING



ALUMINUM GATE RETURN (+ O)



UNIVERSAL ELBOW HANDRAIL BRACKET



BRING YOUR SPACE TO LIGHT

Keylink's electrical engineers and experts have refined our lights for a long-lasting and easy-to-use system that brings exceptional outdoor lighting to your deck or porch.

STANDARD COLORS

Powder-coated die-cast aluminum



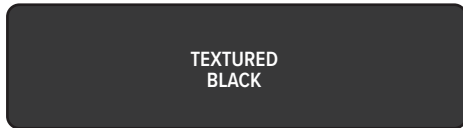
MATTE
BLACK



MATTE
WHITE



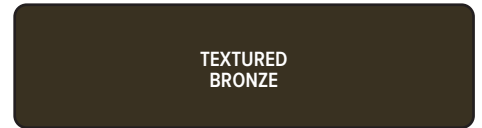
OIL RUBBED
BRONZE



TEXTURED
BLACK



TEXTURED
WHITE



TEXTURED
BRONZE



Scan the code to view our full collection of **colors and finishes** available for Special Order and Coastal Upgrade.




S = Satin Finish | G = Gloss Finish

POST & ACCENT LIGHTS


Sizes available for 2½", 3¼" and 4" Posts

POST CAP LIGHTS

3000k LED




PYRAMID




DECORATIVE

POST CAP DOWNLIGHTS

3000k LED




PYRAMID




DECORATIVE

POST CAPS (NO LIGHTS)




PYRAMID



DECORATIVE

POST & STAIR ACCENT LIGHT

3000k LED



UNDER RAIL LIGHTING



Only available for Chesapeake Series

LIGHTING ACCESSORIES

LIGHTING CONTROL HUB & POWER SUPPLY



- Timer lets you choose 1-9 hours of light, or dusk-to-dawn
- Dimmer mode with 9 brightness levels
- Adjustable photocell sensor to control for ambient light
- **Walk Away** feature for safe exiting before lights go out
- Aluminum housing to match railing
- Power Supply available in 60w or 120w
- Expandable Power Splitter available for both 60w or 120w power supply

POST LIGHT WIRE KIT

KIT INCLUDES:

- Staples
- 2-way splitter
- 5' and 9' wire extensions

WIRE EXTENSIONS, WIRE SPLITTERS

WIRE EXTENSIONS:

- 2', 5', 9' Lengths Available

WIRE SPLITTER KITS:

- 2-Way Kit: Includes (1) 8" input cable to (2) 8" output cables
- 3-Way Kit: Includes (1) 8" input cable to (3) 10" output cables

2" POST ADAPTER

- Made to fit fence posts
- Fits 2" Posts
- Uses 2½" Cap for 2" Post



KEYLINK



keylinkonline.com

110 Peters Road, New Holland, PA 17557

Toll Free: 888-704-7130

Email: info@keylinkonline.com



Visit us online



© Keylink | 240911