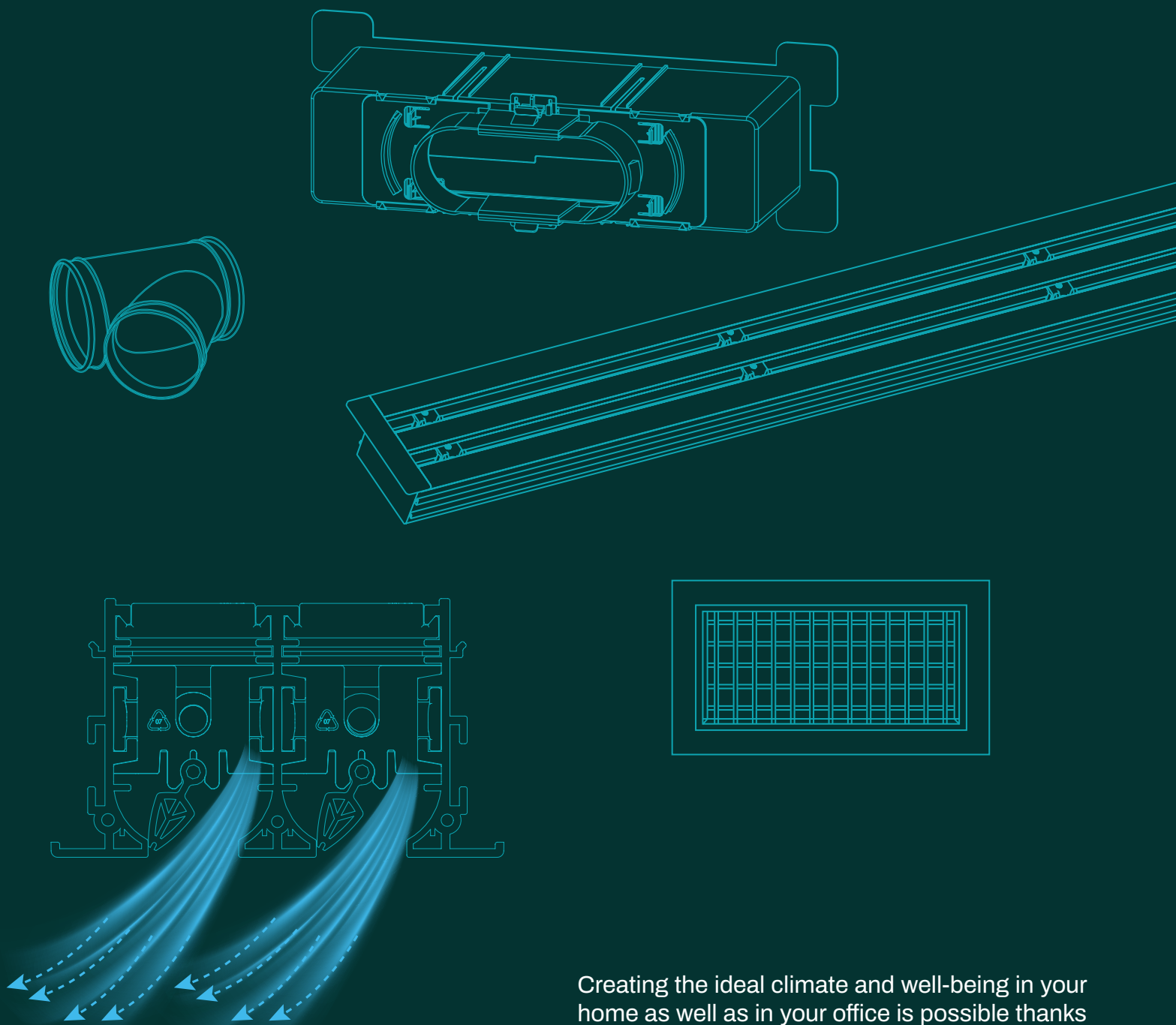






# Project Wind














Ventilation solutions



Creating the ideal climate and well-being in your home as well as in your office is possible thanks to our range of **delivery vents and return grilles, circular, square and linear diffusers, flexible hoses and round ducts for ducted systems, PAL panels with relative accessories.**

The catalogue also contains a **complete range of delivery plenums, collars and all the accessories you need to complete the system.** All in a practical and... quick "kit".

# PRODUCT INDEX

12	<p>Delivery/intake deflectors in white ABS plastic anticondensation Plenum in white ABS plastic anticondensation</p>	
17	<p>Delivery/intake deflectors in ABS plastic Plenum in ABS plastic Clip fastening for plenum</p>	
19	<p>Delivery deflectors in aluminum Insulated plenum with 3 inlets Calibration dampers</p>	
24	<p>Aluminum linear delivery deflectors Aluminum delivery/intake deflectors Plenum for delivery/intake deflectors</p>	
26	<p>Delivery nozzles with micro-deflectors</p>	
27	<p>Aluminum return grids Aluminum return grids with filter Square mesh return grids</p>	
30	<p>Air intake grids for false ceiling in aluminum/abs with filter return Plenum for ducted in PAL</p>	
39	<p>Round diffusers in aluminum Round diffusers in ABS</p>	
42	<p>Long range aluminum diffusers Metal delivery/recovery ventilation valves Recovery ventilation valves in ABS</p>	
47	<p>Square aluminum diffusers Helicoidal diffusers Diffusers with adjustable nozzles Diffusers with perforated screen</p>	
56	<p>Square diffusers in abs Square diffusers with plenum "CANOVA" diffusers for plasterboard ceilings</p>	
63	<p><b>Linear delivery diffusers</b> in anti-condensation PVC with damper - 1 slot</p>	
74	<p>Plenum for linear diffusers 1-2-3-4 ways</p>	


78	<p><b>Linear retracting delivery diffusers</b> in anti-condensate PVC and aluminium with insulated plenum</p>	
100	<p>Polyester filtering rolls Flat filtering cells Corrugated filtering cells</p>	
105	<p>“EOLO MINI” customised plenum “EOLO” customised plenum Customised plenum in insulated metal/expanded polyurethane (pal)</p>	
158	<p>“EOLO MINI UNIVERSAL” plenum kit “EOLO UNIVERSAL” plenum kit Delivery/return plenum in pal</p>	
162	<p>Kit svelto plenum "EOLO MINI" Kit svelto plenum "EOLO" Kit svelto plenum lamiera</p>	
218	<p>SVELTO KIT for “EOLO MINI UNIVERSAL” plenum SVELTO KIT for “EOLO UNIVERSAL” plenum Intake kit</p>	
230	<p>Flexible aluminum ducted hoses with or without antibacterial Flexible ducted aluminum hoses insulated with or without antibacterial</p>	
234	<p>Flexible ducted hoses in polyethylene Flexible ducted hoses in insulated polyethylene</p>	
237	<p>Collars, reductions, joints Non-return valves Multiple derivations Aluminum straps and clamps</p>	
250	<p>Panels in PAL Accessories for panels in PAL Round metal ducts</p>	
262	<p>Round and rectangular pipes for ventilation in PVC Accessories</p>	
270	<p>Round aluminum/copper grids Rectangular aluminum/copper grids</p>	
274	<p>Round ABS grills Rectangular ABS grills Transit ABS/aluminum grills</p>	



# Project Wind

Ventilation solutions

by Tecnosystemi group



**DELIVERY GRILLE IN ANTI-CONDENSATION PLASTIC ABS**



**ALUMINIUM ANODISED RETURN GRILLES**



**FLEXIBLE ALUMINIUM HOSES WITH INSULATED ANTIBACTERIAL TREATMENT**



**FLEXIBLE HOSES IN SIMPLE ALUMINIUM AND DOUBLE WALLS**



**FLEXIBLE HOSES IN SIMPLE POLYETHYLENE AND DOUBLE WALLS**



**ROUND RIGID METAL SPIRAL PIPES**



**SQUARE GRILLES GRAVITY BLADES**



**ROUND GRILLES WITH FASTENING SPRING**



**RECTANGULAR COPPER GRILLES**



**ROUND ALUMINIUM GRILLES**



**INSULATED  
MULTI-INTAKE  
PLENUMS**



**RECTANGULAR  
PVC PIPES**



**ROUND  
PVC PIPES**



**ACCESSORIES FOR  
RECTANGULAR PVC PIPES**



**ACCESSORIES  
FOR PVC PIPES**



**SINTERED POLYSTYRENE  
PLENUM FOR DUCTED UNITS**



**ROUND DIFFUSERS IN  
WHITE ABS PLASTIC**



**ROUND DIFFUSERS IN  
WHITE PAINTED ALUMINIUM**



**SQUARE HELIX  
DIFFUSERS IN  
ALUMINIUM COMPLETE  
WITH DAMPER AND  
LOWERED PLENUM**



**SQUARE ALUMINIUM  
DIFFUSERS IN WHITE  
PAINTED ALUMINIUM  
COMPLETE WITH DAMPER  
AND LOWERED PLENUM**



**LINEAR DIFFUSERS  
FOR EXPOSED  
INSTALLATIONS IN  
ANTI-CONDENSATE  
PVC PLASTIC AND  
IN ALUMINIUM**



**LINEAR DIFFUSERS  
FOR CONCEALED  
INSTALLATIONS IN  
ANTI-CONDENSATE  
PVC PLASTIC AND  
IN ALUMINIUM**



# ENVIRONMENTAL PRODUCT DECLARATION



**EPDs**, commonly called **Environmental Product Declarations**, are true transparency documents that communicate our commitment to measuring the environmental impacts of our manufacturing operations, describing them clearly and precisely.

The process is structured into several phases, is based on international standards, and considers the entire product life cycle.

## **EPD-IES-0026644:001**

Linear diffusers for exposed and concealed installations

## **EPD-IES-0026652:001**

Diffusers for concealed installations with insulated plenum

## **EPD-IES-0026651:001**

Grilles

# WHY CHOOSE PRODUCTS MADE OF PLASTIC MATERIAL

Plastic is a condensation-resistant material due to several physical and chemical properties. It has low thermal conductivity: it prevents the rapid transfer of heat between the external and internal environments, reducing the formation of condensation. Its flexibility and ability to adapt to temperature changes without deforming also make it resistant to thermal shocks.



LOW THERMAL CONDUCTIVITY




RESISTANCE TO THERMAL SHOCKS



ANTI UV RAYS



CONDENSATION-RESISTANT AND EXCELLENT INSULATION



## BPAP

White ABS plastic supply and return grille, condensation-resistant

PAGE 12




INTERNATIONAL EPD SYSTEM

## ZEFIRO BOX

Telescopic plenum in white, condensation-resistant polystyrene

PAGE 14





Virtual reality



**DELIVERY/INTAKE GRILLE IN ANTI-CONDENSATION WHITE PLASTIC ABS**

**TECHNICAL SPECIFICATIONS**

- One-piece moulded frame made of ABS plastic white ANTI-UVA
- Adjustable tear drop-shaped flaps with 20 mm centre distance in ABS, easily adjustable with simultaneous motion
- Can be coupled with "ZEFIRO BOX" plenum with clip fastening

**GRILLE DE REFOULEMENT / RÉCUPÉRATION EN PLASTIQUE ABS BLANC ANTI-CONDENSATION**

**CARACTÉRISTIQUES TECHNIQUES**

- Cadre moulé en un seul corps en plastique ABS blanc anti-UVA
- Ailettes réglables en forme de goutte avec un entraxe de 20 mm en ABS facilement réglables avec mouvement simultané
- Peut être couplé au plénum « ZEFIRO BOX » avec fixation par clips

**ABLUF- UND ZULUFTGITTER AUS WEISSEM ABS-KUNSTSTOFF, OHNE KONDENSATBILDUNG**

**TECHNISCHE EIGENSCHAFTEN**

- Gestanzter Rahmen in einem einzigen Körper aus weißem, UVA-beständigem ABS-Kunststoff
- Verstellbare tropfenförmige Klappen in einem Abstand von 20 mm in ABS-Kunststoff, leicht verstellbar mit gleichzeitiger Bewegung
- Kann mit „ZEFIRO BOX“ mit Clipaufsatz verbunden werden

**Ideal for design environments**




Image refers to the model PWD100015

CODE	DESCRIPTION	EXTERNAL FRAME [mm]	INST. HOLE [mm]	INTERNAL DIM. [mm]	REAR COLLAR DEPTH [mm]	U.M.	Pieces per box
PWD100015	ABS SUPPLY GRILLE - 200X100	234 x 134	200 x 100	185 x 85	40	PCS	1
PWD100016	ABS SUPPLY GRILLE - 300X100	334 x 134	300 x 100	285 x 85	40	PCS	1
PWD100014	ABS SUPPLY GRILLE - 300X150	334 x 184	300 X 150	285 x 135	40	PCS	1
<b>NEW</b> PWD100035*	ABS SUPPLY GRILLE - 300X200	334 x 234	300 x 200	285 x 158	40	PCS	1
<b>NEW</b> PWD100034	ABS SUPPLY GRILLE - 400X100	434 x 134	400 x 100	385 x 85	40	PCS	1
<b>NEW</b> PWD100032*	ABS SUPPLY GRILLE - 400X150	434 x 184	400 x 150	385 x 135	40	PCS	1
<b>NEW</b> PWD100033*	ABS SUPPLY GRILLE - 400X200	434 x 184	400 x 200	385 x 185	40	PCS	1
<b>NEW</b> PWD100031*	ABS SUPPLY GRILLE - 500X100	534 x 134	500 x 100	485 x 85	40	PCS	1
<b>NEW</b> PWD100024*	ABS SUPPLY GRILLE - 500X150	534 x 184	500 x 150	485 x 135	40	PCS	1
<b>NEW</b> PWD100025*	ABS SUPPLY GRILLE - 500X200	534 x 234	500 x 200	485 x 185	40	PCS	1

**Datasheet**

**\* Available from July 2026**

**BPAP grille intake / supply models in white anti-condensation ABS plastic with central septum**

CODE	DESCRIPTION	EXTERNAL FRAME [mm]	INST. HOLE [mm]	INTERNAL DIM. [mm]	REAR COLLAR DEPTH [mm]	U.M.	Pieces per box
PWD100017	ABS SUPPLY GRILLE - 400X100	434 x 134	400 x 100	385 x 85	40	PCS	1
PWD100018	ABS SUPPLY GRILLE - 400X150	434 x 184	400 x 150	385 x 135	40	PCS	1

For launches or other technical data, see the technical datasheet

## QUICK SELECTION TABLES \*

Referring to sound power level

### 200 x 100

A-weighted sound power level	Airflow	Pressure drop
LWA dB(A)	Q (m³/h)	Δp (Pa)
20 dB(A)	56,5	2,4
25 dB(A)	139,5	13,6
30 dB(A)	222,6	34,0

### 300 x 100

A-weighted sound power level	Airflow	Pressure drop
LWA dB(A)	Q (m³/h)	Δp (Pa)
30 dB(A)	90,2	2,9
35 dB(A)	188,1	10,6
40 dB(A)	285,9	23,1
45 dB(A)	383,8	40,2

### 300 x 150

A-weighted sound power level	Airflow	Pressure drop
LWA dB(A)	Q (m³/h)	Δp (Pa)
30 dB(A)	185,3	3,4
35 dB(A)	229,7	5,1
40 dB(A)	276,4	7,4
45 dB(A)	325,8	10,1
50 dB(A)	378,5	13,6

### 300 x 200

A-weighted sound power level	Airflow	Pressure drop
LWA dB(A)	Q (m³/h)	Δp (Pa)
30 dB(A)	137,0	0,9
35 dB(A)	204,5	2,0
40 dB(A)	276,0	3,7
45 dB(A)	352,0	6,1
50 dB(A)	433,2	9,4

### 400 x 100

A-weighted sound power level	Airflow	Pressure drop
LWA dB(A)	Q (m³/h)	Δp (Pa)
30 dB(A)	94,6	1,7
35 dB(A)	131,4	3,0
40 dB(A)	182,1	5,5
45 dB(A)	253,2	10,2
50 dB(A)	351,9	19,1

### 400 x 150

A-weighted sound power level	Airflow	Pressure drop
LWA dB(A)	Q (m³/h)	Δp (Pa)
30 dB(A)	150,8	1,5
35 dB(A)	184,6	2,2
40 dB(A)	223,7	3,0
45 dB(A)	271,3	4,3
50 dB(A)	329,6	6,2

### 400 x 200

A-weighted sound power level	Airflow	Pressure drop
LWA dB(A)	Q (m³/h)	Δp (Pa)
30 dB(A)	194,9	1,0
35 dB(A)	238,7	1,5
40 dB(A)	292,2	2,3
45 dB(A)	360,5	3,5
50 dB(A)	445,4	5,5

### 500 x 100

A-weighted sound power level	Airflow	Pressure drop
LWA dB(A)	Q (m³/h)	Δp (Pa)
30 dB(A)	217,1	4,8
35 dB(A)	281,7	7,7
40 dB(A)	348,6	11,5
45 dB(A)	420,1	16,5
50 dB(A)	497,6	22,7

### 500 x 150

A-weighted sound power level	Airflow	Pressure drop
LWA dB(A)	Q (m³/h)	Δp (Pa)
30 dB(A)	434,6	6,5
35 dB(A)	536,7	9,8
40 dB(A)	644,3	13,8
45 dB(A)	757,3	18,9
50 dB(A)	874,9	25,0

### 500 x 200

A-weighted sound power level	Airflow	Pressure drop
LWA dB(A)	Q (m³/h)	Δp (Pa)
30 dB(A)	411,9	2,9
35 dB(A)	503,9	4,4
40 dB(A)	628,2	6,8
45 dB(A)	807,6	11,4
50 dB(A)	998,2	17,5

\* The weighted sound power level data were detected using the BPAP vent coupled with the relevant Tecnosystemi plenum.

## WHITE POLYSTYRENE PLENUM

### TECHNICAL SPECIFICATIONS

- Made of PS (polystyrene) anti-condensation plastic
- Adjustable butterfly calibration damper
- Side clips for tube locking
- Telescopic rear collar for hoses of various diameters
- On the four outer sides, there are fins for fixing the plenum to plasterboard with screws or for resting it on brick walls.
- Included bubble level, except for models 200x100 and 300x100
- Fixing on plasterboard with self-threading screws on the 4 side flaps
- Side clips for tube locking
- Hook between the grille and plenum with polystyrene clips
- Fixing on both plasterboard and brick

## PLÉNUM EN POLYSTYRÈNE BLANC


### CARACTÉRISTIQUES TECHNIQUES

- Réalisé en plastique PS (polystyrène) anti-condensation
- Registre d'étalonnage papillon réglable
- Clips latéraux pour verrouillage du tube
- Collier arrière télescopique pour tuyaux de différents diamètres
- Sur les quatre côtés extérieurs, des ailettes sont disposées pour la fixation du plénum sur plaque de plâtre avec des vis ou pour son appui sur un mur en briques.
- Niveau à bulle fourni, sauf pour les modèles 200x100 et 300x100
- Fixation sur plaque de plâtre par vis autotaraudeuses sur les 4 ailettes latérales
- Clips latéraux pour verrouillage du tube
- Accrochage entre l'évent et le plénum à l'aide de clips en polystyrène
- Fixation sur plaque de plâtre et sur maçonnerie

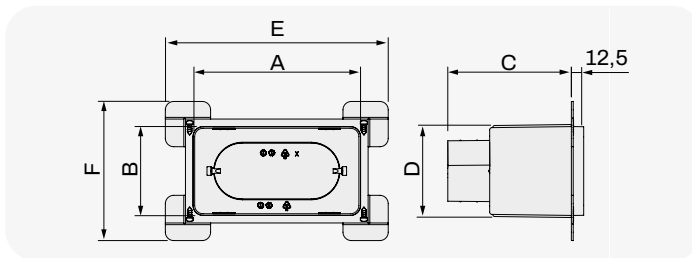
## PLENUM AUS WEISSEM POLYSTYROL

### TECHNISCHE EIGENSCHAFTEN

- Aus PS (Polystyrol) Kondensationsschutz-Kunststoff gefertigt
- Einstellbare Butterfly-Kalibrierungsklappe
- Seitenclips zur Rohrbefestigung
- Hinterer Teleskopschelle für Schläuche mit verschiedenen Durchmessern
- An den vier Außenseiten sind Laschen angebracht, um das Plenum mit Schrauben an Gipskarton zu befestigen oder es auf einer Ziegelwand aufzulegen.
- Wasserwaage im Lieferumfang enthalten, außer bei den Modellen 200x100 und 300x100
- Befestigung an Gipskarton mittels selbstschneidenden Schrauben an den 4 seitlichen Lamellen
- Seitenclips zur Rohrbefestigung
- Anschluss zwischen Öffnung und Plenum mit Clips aus Polystyrol
- Befestigung sowohl an Gipskarton als auch an Mauerwerk



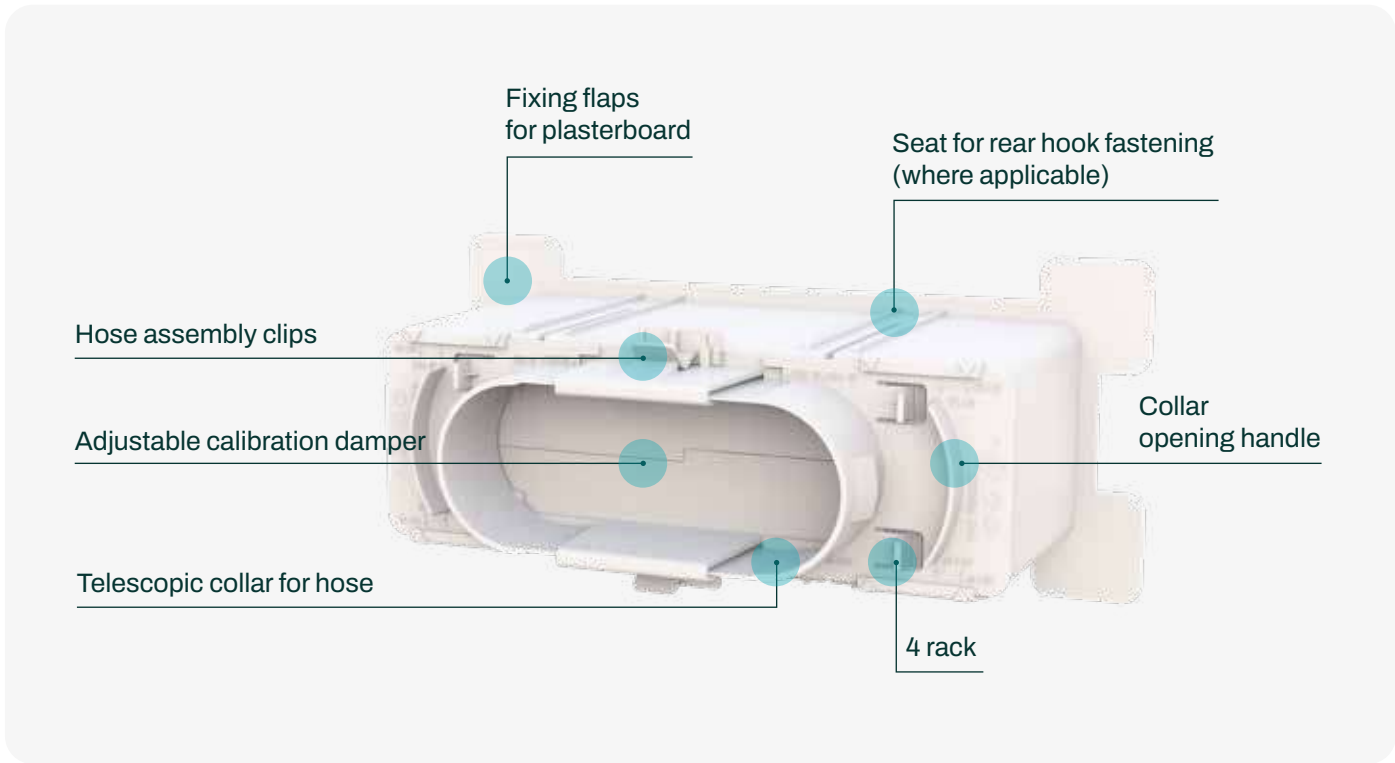
Stop using zip ties or iron wires to tighten the pipe to the clamp. **Speed up installation while saving!**



Datasheet

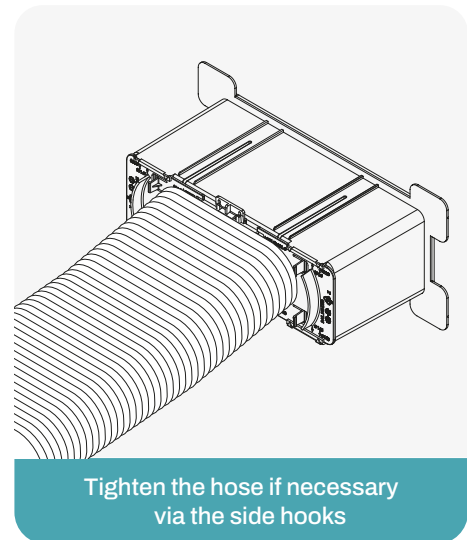
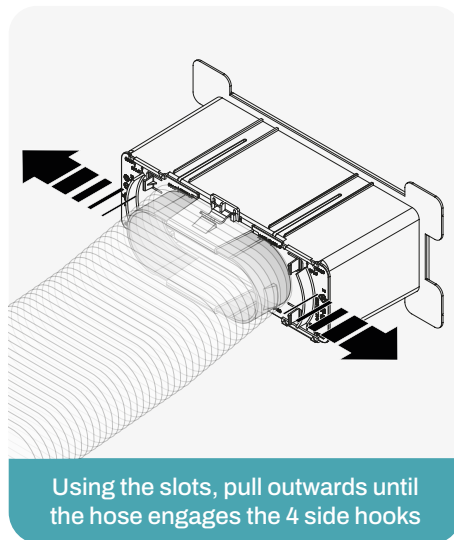
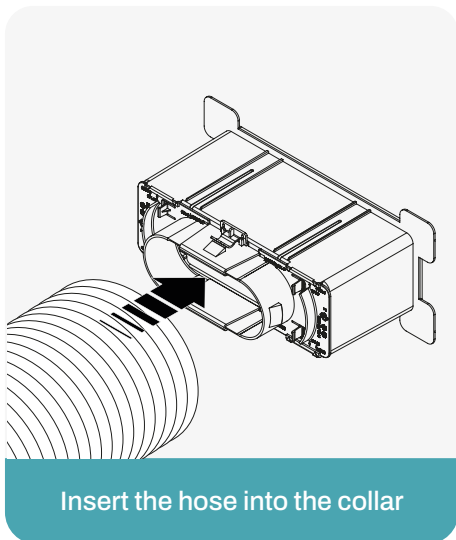
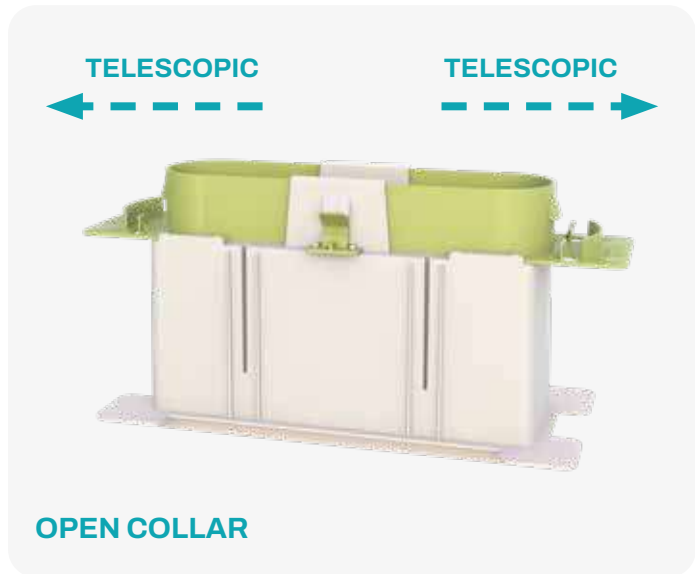


CODE	A [mm]	B [mm]	C [mm]	D [mm]	E [mm]	F [mm]	Ø PLENUM NECK
PWD402430	200	100	150	110	270	170	125
PWD402431	300	100	190	120	370	170	150 - 160 - 180 - 200
PWD402433	300	150	190	160	370	215	150 - 160 - 180 - 200
<b>NEW</b> PWD402573*	300	200	190	210	370	265	150 - 160 - 180 - 200
PWD402432	400	100	190	120	470	170	150 - 160 - 180 - 200
PWD402434	400	150	190	160	470	215	150 - 160 - 180 - 200
<b>NEW</b> PWD402572*	400	200	190	210	470	265	150 - 160 - 180 - 200
<b>NEW</b> PWD402571*	500	100	190	120	570	170	150 - 160 - 180 - 200
<b>NEW</b> PWD402440*	500	150	190	160	570	215	150 - 160 - 180 - 200
<b>NEW</b> PWD402441*	500	200	190	210	570	265	150 - 160 - 180 - 200



## COLLAR DETAIL

DETAIL TELESCOPIC REAR COLLAR FOR HOSES OF VARIOUS DIAMETERS (105-160-180-200)





Example of fixing on masonry



Example of fixing on masonry with plaster




Fixing by means of screws

Example of fixing on plasterboard



Example of fixing on plasterboard with BPAP model grille

CODE	DESCRIPTION	U.M.	 Pieces per box
PWD402430	PLENUM IN PS WITH REAR TELESCOPIC COLLAR FOR GRILLE 200x100	PCS	1
PWD402431	PLENUM IN PS WITH REAR TELESCOPIC COLLAR FOR GRILLE 300x100	PCS	1
PWD402433	PLENUM IN PS WITH REAR TELESCOPIC COLLAR FOR GRILLE 300x150	PCS	1
<b>NEW</b> PWD402573*	PLENUM IN PS WITH REAR TELESCOPIC COLLAR FOR GRILLE 300x200	PCS	1
PWD402432	PLENUM IN PS WITH REAR TELESCOPIC COLLAR FOR GRILLE 400x100	PCS	1
PWD402434	PLENUM IN PS WITH REAR TELESCOPIC COLLAR FOR GRILLE 400x150	PCS	1
<b>NEW</b> PWD402572*	PLENUM IN PS WITH REAR TELESCOPIC COLLAR FOR GRILLE 400x200	PCS	1
<b>NEW</b> PWD402571*	PLENUM IN PS WITH REAR TELESCOPIC COLLAR FOR GRILLE 500x100	PCS	1
<b>NEW</b> PWD402440*	PLENUM IN PS WITH REAR TELESCOPIC COLLAR FOR GRILLE 500x150	PCS	1
<b>NEW</b> PWD402441*	PLENUM IN PS WITH REAR TELESCOPIC COLLAR FOR GRILLE 500x200	PCS	1
ACD600091	BRACKETS KIT FOR AIR BOX AND ZEFIRO BOX	KIT	1

\* Available from July 2026



## PLENUM DIVIDED BY DOUBLE DELIVERY AND RETURN GRILLE

### TECHNICAL SPECIFICATIONS

- Made of electro-galvanised metal sheet
- External insulation: thickness 3 mm
- Equipped with two rear collars
- Available on request



## PLÉNUM DIVISÉ POUR DOUBLE GRILLE D'ENTRÉE ET SORTIE

### CARACTÉRISTIQUES TECHNIQUES

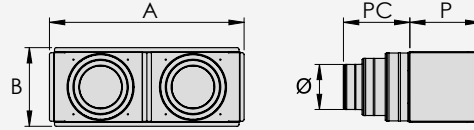
- Fabriqué en tôle électro-galvanisée
- Isolation extérieure : épaisseur 3 mm
- Équipé de deux colliers arrière
- Disponible sur demande



## PLENUM GETEILT DURCH DOPPELTE AB-UND ZULUFT UND RÜCKGEWINNUNGSDÜSE

### TECHNISCHE EIGENSCHAFTEN

- Aus elektro-galvanisiertem Blech
- Außendämmung: Dicke 3 mm
- Mit zwei hinteren Schellen
- Auf Anfrage erhältlich



AVAILABLE ON REQUEST

Datasheet



CODE	FOR NOZZLES	EXTERNAL FRAME *	COLLAR	PLENUM DEPTH	PLENUM COLLAR DEPTH	U.M.	Pieces per box
	[mm]	A x B [mm]	Ø [mm]	P [mm]	PC [mm]		
11175400	432 x 182	410 x 160	CIR.2 x 100/125/150	160	142	PCS	1
11175410	432 x 232	410 x 210	CIR.2 x 100/125/150	160	142	PCS	1
11175420	632 x 182	610 x 160	CIR.2 x 100/125/150	160	142	PCS	1
11175430	632 x 232	610 x 210	CIR.2 x 150/200	160	100	PCS	1
11175440	832 x 182	810 x 160	CIR.2 x 100/125/150	160	142	PCS	1
11175450	832 x 232	810 x 210	CIR.2 x 150/200	160	100	PCS	1
11175460	1032 x 182	1010 x 160	CIR.2x 100/125/150	160	142	PCS	1
11175470	1032 x 232	1010 x 210	CIR.2x 150/200	160	100	PCS	1

\*Insulation included

## PPA



## PLENUM IN WHITE ABS PLASTIC ANTI-CONDENSATION

### TECHNICAL SPECIFICATIONS

- Made of anti-condensation ABS
- Adjustable butterfly calibration damper
- Coupling between delivery grille and plenum with steel clips
- Telescopic rear collar for hoses of various diameters
- With calibration damper
- Hooks are included on the 4 outer sides where brackets to secure the plenum on plasterboard or PAL ducting can be installed



## PLÉNUM EN PLASTIQUE ABS BLANC ANTI-CONDENSATION

### CARACTÉRISTIQUES TECHNIQUES

- Fabriqué en ABS anti-condensation
- Registre d'étalement papillon réglable
- La connexion entre la buse et le plénum avec des clips en acier
- Collier arrière télescopique pour tuyaux de différents diamètres
- Avec registre d'étalement
- Sur les 4 côtés externes, il a des crochets où les supports peuvent être installés pour verrouiller le plénum sur des plaques de plâtre ou des canaux PAL



## PLENUM AUS WEISSEM ABS-KUNSTSTOFF OHNE KONDENSATBILDUNG

### TECHNISCHE EIGENSCHAFTEN

- Aus Antikondensations-ABS
- Einstellbare Butterfly-Kalibrierungsklappe
- Die Verbindung zwischen Luftgitter und Plenum mit Stahlklammern
- Hinterer Teleskopschelle für Schläuche mit verschiedenen Durchmessern
- Mit Kalibrierklappe
- An den 4 Außenseiten befinden sich Haken, an denen die Halterungen für die Befestigung des Plenums an Gipskartonplatten oder PAL-Kanälen angebracht werden können



Datasheet



CODE	DESCRIPTION	PLENUM DIMENSIONS	Ø PLENUM COLLAR	U.M.	Pieces per box
		[mm]	[mm]		
PWC400013	PLENUM WITH REAR COLLAR FOR ABS NOZZLE - 500x150	152 x 501	160 - 200 - 250	PCS	1
PWC400014	PLENUM WITH REAR COLLAR FOR ABS NOZZLE - 500x200	202 x 501	200 - 250	PCS	1

# BPA



## DELIVERY/INTAKE GRILLE IN ANTI-CONDENSATION WHITE PLASTIC ABS

### TECHNICAL SPECIFICATIONS

- One-piece moulded frame made of ABS plastic white ANTI-UVA
- Adjustable tear drop-shaped flaps with 20 mm centre distance in ABS class V0, easily adjustable with simultaneous motion
- Can be coupled with "PPA" plenum with clip fastening



## GRILLE DE REFOULEMENT / RÉCUPÉRATION EN PLASTIQUE ABS BLANC ANTI-CONDENSATION

### CARACTÉRISTIQUES TECHNIQUES

- Cadre moulé en un seul corps en plastique ABS blanc anti-UVA
- Ailettes en forme de goutte réglables avec un entraxe de 20 mm en classe ABS facilement réglables avec un mouvement simultané
- Peut être couplé au plénum « PPA » avec attache clip



## ABLUF- UND ZULUFTGITTER AUS WEISSEM ABS-KUNSTSTOFF, OHNE KONDENSATBILDUNG

### TECHNISCHE EIGENSCHAFTEN

- Gestanzter Rahmen in einem einzigen Körper aus weißem, UVA-beständigem ABS-Kunststoff
- Verstellbare tropfenförmige Klappen in einem Abstand von 20 mm in ABS-Klasse, leicht verstellbar mit gleichzeitiger Bewegung
- Kann mit "PPA" Plenum mit Clipaufsatz verbunden werden



Anticondensation



CODE	DESCRIPTION	EXTERNAL FRAME	BACK NECK DIM.	INSTALLATION HOLE SIZE	REAR COLLAR DEPTH	U.M.	Pieces per box
		[mm]	[mm]	[mm]	[mm]		
11160325	ABS PLASTIC CONDENSATION PREVENTION SUPPLY/ RETURN REGISTERS - WHITE - "BPA" 533x183mm	533 x 183	485 x 135	500 x 150	41	PCS	1
11160330	ABS PLASTIC CONDENSATION PREVENTION SUPPLY/ RETURN REGISTERS - WHITE - "BPA" 533x233mm	533 x 233	485 x 185	500 x 200	41	PCS	1

## AIR FLOW RATE OF PLASTIC ABS DEFLECTORS

- **Terminal velocity vt:** 0,25 m/s,  $\Delta t = -10^\circ\text{C}$ , distance to the ceiling 300 mm,
- **Pressure:** static pressure  $\Delta ps$  (pa) with open damper 100%
- **Noise:** sound pressure level  $lp$  db(a) with absorption of the equal camera 10 db, i lanci the launches indicated are for a finishing of the fins  $\alpha = 0$ . for installation distances including the 400 mm and 600 mm, the fins must be inclined by  $\alpha = 15^\circ$  to the ceiling.
- **Correction coefficient for launching:** with  $\Delta t 0^\circ\text{C}$  isothermal condition, multiple the launch indicated for 1.1; with  $\Delta t + 10^\circ\text{C}$  winter condition, multiple the launch indicated for 1.2. launches change to the variator of the alpine deflection angle. for different corners from  $0^\circ$  multiplier the launch for k tabellato value.

$\alpha^\circ$	k
15	0,97
45	0,71
60	0,50

DIMENSIONS	AIR FLOW RATE [m³/h]	T LANCE [m]	$\Delta ps$ [Pa]	$Lp$ dB[A]	FRONTAL SECTIONAL AREA [m²]
500 x 150	400	5,8	1,2	< 20	0,053
500 x 150	500	7,2	1,9	< 20	0,053
500 x 150	600	8,7	2,8	24	0,053
500 x 150	700	10,1	3,8	29	0,053
500 x 150	800	11,5	5,0	33	0,053
500 x 200	500	6,4	1,0	< 20	0,076
500 x 200	600	7,6	1,4	< 20	0,076
500 x 200	700	8,9	1,9	20	0,076
500 x 200	800	10,2	2,4	24	0,076
500 x 200	900	11,4	3,1	27	0,076
500 x 200	1000	12,7	3,8	30	0,076
500 x 200	1100	14,0	4,6	33	0,059
500 x 200	1200	15,2	5,5	36	0,076
500 x 200	1300	16,5	6,4	38	0,076
500 x 200	1400	17,8	7,5	41	0,076

Note: the data in the table refers to the following conditions: terminal speed  $v_e = 0,25$  m / s, at  $-10^\circ\text{C}$ , distance from the ceiling 300 mm

 **DELIVERY GRILLE IN ANODISED ALUMINIUM**

**TECHNICAL SPECIFICATIONS**

- Made of anodised aluminium
- Fastening by means of clips
- Individually adjustable horizontal and vertical flaps
- Ready for installation of calibration damper
- For wall installation

 **GRILLE DE REFOULEMENT EN ALUMINIUM ANODISÉ**

**CARACTÉRISTIQUES TECHNIQUES**

- Fabriqué en aluminium anodisé
- Fixation au moyen de clips
- Ailettes horizontales et verticales réglables individuellement
- Prédisposé pour l'installation du registre d'étalonnage
- Pour l'installation murale

 **ZULUFTGITTER AUS ELOXIERTEM ALUMINIUM**

**TECHNISCHE EIGENSCHAFTEN**

- Aus eloxiertem Aluminium
- Befestigung mittels Clips
- Individuell einstellbare horizontale und vertikale Klappen
- Für den Einbau der Kalibrierklappe vorbereitet
- Zur Wandmontage geeignet

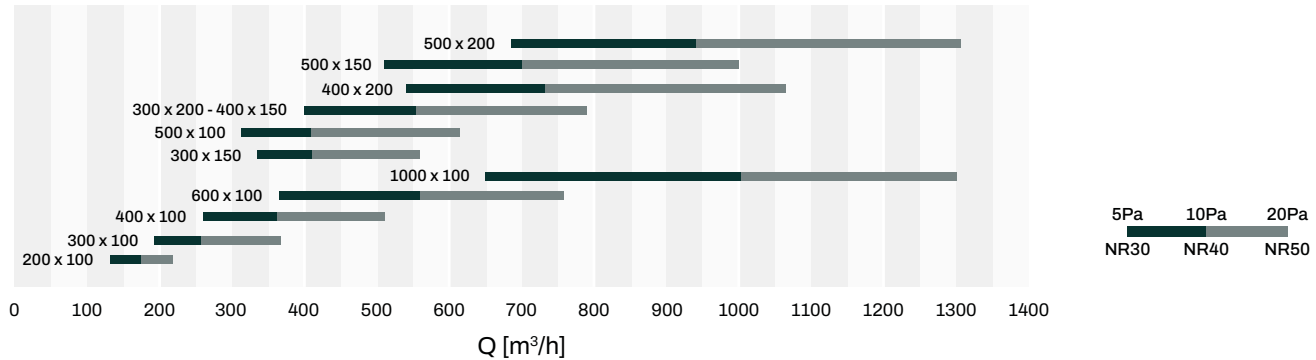
For plenum see page 21



Datasheet



**RAPID AIR FLOW RATE SELECTION**



CODE	DESCRIPTION	EXTERNAL FRAME	BACK NECK DIMENSION	REAR COLLAR DEPTH	T LANCE [m]		U.M	 Pieces per box
		[mm]	[mm]	[mm]	Min.	Max.		
W11161500	ANODISED ALUMINIUM SUPPLY GRILLES 200x100	236 x 136	190 x 90	40	2,4	4,8	PCS	1
W11161505	ANODISED ALUMINIUM SUPPLY GRILLES 300x100	336 x 136	290 x 90	40	3,1	6	PCS	1
W11161510	ANODISED ALUMINIUM SUPPLY GRILLES 400x100	436 x 136	390 x 90	40	3,5	7,2	PCS	1
PWC100053	ANODISED ALUMINIUM SUPPLY GRILLES 500x100	536 x 136	490 x 90	40	4	8	PCS	1
PWC100018	ANODISED ALUMINIUM SUPPLY GRILLES 600x100	636 x 136	590 x 90	40	4,5	8,9	PCS	1
PWC100019	ANODISED ALUMINIUM SUPPLY GRILLES 1000x100	1036 x 136	990 x 90	40	5,8	11,6	PCS	1
W11161512	ANODISED ALUMINIUM SUPPLY GRILLES 300x150	336 x 186	290 x 140	40	3,8	7,5	PCS	1
W11161515	ANODISED ALUMINIUM SUPPLY GRILLES 300x200	336 x 236	290 x 190	40	4,5	8,9	PCS	1
W11161519	ANODISED ALUMINIUM SUPPLY GRILLES 400x150	436 x 186	390 x 140	40	4,5	8,9	PCS	1
W11161520	ANODISED ALUMINIUM SUPPLY GRILLES 400x200	436 x 236	390 x 190	40	5,1	10,4	PCS	1
W11161521	ANODISED ALUMINIUM SUPPLY GRILLES 500x150	536 x 186	490 x 140	40	5	10	PCS	1
W11161522	ANODISED ALUMINIUM SUPPLY GRILLES 500x200	536 x 236	490 x 190	40	5,8	11,6	PCS	1



## DELIVERY GRILLE IN WHITE PAINTED ALUMINIUM

### TECHNICAL SPECIFICATIONS

- Made of white-painted aluminium
- Fastening by means of clips
- Individually adjustable horizontal and vertical flaps
- Ready for installation of calibration damper
- For wall installation



## GRILLE DE REFOULEMENT EN ALUMINIUM PEINT BLANC

### CARACTÉRISTIQUES TECHNIQUES

- Réalisée en aluminium peint en blanc
- Fixation au moyen de clips
- Ailettes horizontales et verticales réglables individuellement
- Prédéposé pour l'installation du registre d'étalonnage
- Pour l'installation murale



## ZULUFTGITTER AUS WEISS LACKIERTEM ALUMINIUM

### TECHNISCHE EIGENSCHAFTEN

- Aus weiß lackiertem Aluminium gefertigt
- Befestigung mittels Clips
- Individuell einstellbare horizontale und vertikale Klappen
- für den Einbau der Kalibrierklappe vorbereitet
- Zur Wandmontage geeignet

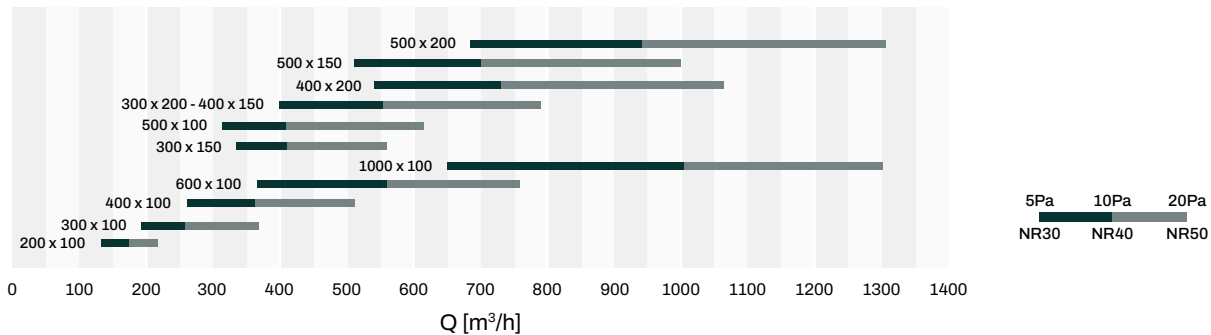


For plenum see page 21

Datasheet



## RAPID AIR FLOW RATE SELECTION



CODE	DESCRIPTION	EXTERNAL FRAME	BACKNECK DIMENSION	REAR COLLAR DEPTH	T LANCE [m]		U.M	Pieces per box
		[mm]	[mm]	[mm]	Min.	Max.		
WB11161500	ANODISED ALUMINIUM SUPPLY GRILLES 200x100	236 x 136	190 x 90	40	2,4	4,8	PCS	1
WB11161505	ANODISED ALUMINIUM SUPPLY GRILLES 300x100	336 x 136	290 x 90	40	3,1	6	PCS	1
WB11161510	ANODISED ALUMINIUM SUPPLY GRILLES 400x100	436 x 136	390 x 90	40	3,5	7,2	PCS	1
PWC100049	ANODISED ALUMINIUM SUPPLY GRILLES 500x100	536 x 136	490 x 90	40	4	8	PCS	1
PWC100020	ANODISED ALUMINIUM SUPPLY GRILLES 600x100	636 x 136	590 x 90	40	4,5	8,9	PCS	1
PWC100021	ANODISED ALUMINIUM SUPPLY GRILLES 1000x100	1036 x 136	990 x 90	40	5,8	11,6	PCS	1
WB11161512	ANODISED ALUMINIUM SUPPLY GRILLES 300x150	336 x 186	290 x 140	40	3,8	7,5	PCS	1
WB11161515	ANODISED ALUMINIUM SUPPLY GRILLES 300x200	336 x 236	290 x 190	40	4,5	8,9	PCS	1
WB11161519	ANODISED ALUMINIUM SUPPLY GRILLES 400x150	436 x 186	390 x 140	40	4,5	8,9	PCS	1
WB11161520	ANODISED ALUMINIUM SUPPLY GRILLES 400x200	436 x 236	390 x 190	40	5,1	10,4	PCS	1
WB11161521	ANODISED ALUMINIUM SUPPLY GRILLES 500x150	536 x 186	490 x 140	40	5	10	PCS	1
WB11161522	ANODISED ALUMINIUM SUPPLY GRILLES 500x200	536 x 236	490 x 190	40	5,8	11,6	PCS	1



## ASSEMBLY PROFILE FOR GRILLES



## PROFILÉ DE MONTAGE POUR GRILLES



## MONTAGEPROFIL FÜR LÜFTER GRILLES

### EXAMPLE ASSEMBLY PROFILE 200x100



CODE	LENGTH [mm]
11161260	100
11161261	150
11161262	200
11161263	300
11161264	400
11161265	500
11161266	600
PWC100009	1000

Datasheet



 **INSULATED PLENUM  
PREPARED FOR 3 INPUTS**

**TECHNICAL SPECIFICATIONS**

- Made of galvanized metal sheet
- Closed-cell polyethylene outer coating
- Pre-cut holes (upper, lower, side)
- Collar for hose coupling supplied (in table list of possible combinations).

 **PLÉNUM ISOLÉ PRÉDISPOSÉ  
POUR 3 ENTRÉES**

**CARACTÉRISTIQUES TECHNIQUES**

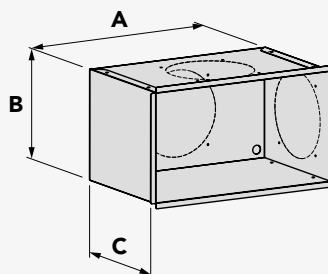
- Fabriqué en tôle galvanisée
- Revêtement extérieur en polyéthylène à cellules fermées
- Trous prédécoupés (haut, bas, côté)
- Collier pour raccords de tuyau fourni (dans la liste des combinaisons possibles).

 **ISOLIERTES PLENUM FÜR 3  
EINGÄNGE VORBEREITET**

**TECHNISCHE EIGENSCHAFTEN**

- Aus verzinktem Blech
- Außenbeschichtung aus Polyethylen mit geschlossenen Zellen
- Vorgeschnittene Bohrungen (oben, unten, seitlich)
- Schellen für Rohranschlüsse mitgeliefert (siehe Tabelle der möglichen Kombinationen).

**EXAMPLE SIDE COLLAR**



 **MADE IN ITALY**

**For collars see page 237-239**




**EXAMPLE UPPER COLLAR**



**EXAMPLE SIDE COLLAR**

**Datasheet**



CODE	DESCRIPTION	FOR REGISTER	EXTERNAL FRAME	PLENUM DEPTH	PRE-CUT HOLE	BACK NECK DIM.	UPPER/ LOWER COLLAR	SIDE COLLAR (RIGHT-LEFT)	U.M.	 Pieces per box
		[mm]	AxB [mm]	C [mm]	[mm]	MOD.	MOD.	MOD.		
PWD100003	PLENUM WITH 3 INLETS - COLLAR PROVIDED MOD. C3 Ø125-150 FOR GRILLE 200x100	236x136	210x110	205	150	C3 OVAL Ø125-150	C3 OVAL Ø125-150	C3 OVAL Ø125-150	PCS	1
PWD100004	PLENUM WITH 3 INLETS - COLLAR PROVIDED MOD. C3 Ø125-150 FOR GRILLE 300x100	336x136	310x110	205	150	C3 OVAL Ø125-150	C3 OVAL Ø125-150	C3 OVAL Ø125-150	PCS	1
PWD100006	PLENUM WITH 3 INLETS - COLLAR PROVIDED MOD. C3 Ø125-150 FOR GRILLE 400x100	436x136	410x110	205	150	C3 OVAL Ø125-150	C3 OVAL Ø125-150	C3 OVAL Ø125-150	PCS	1
PWD100009	PLENUM WITH 3 INLETS - COLLAR PROVIDED MOD. C3 Ø125-150 FOR GRILLE 500x100	536x136	510x110	205	150	C3 OVAL Ø125-150	C3 OVAL Ø125-150	C3 OVAL Ø125-150	PCS	1
PWD400080	PLENUM WITH 3 INLETS - COLLAR PROVIDED MOD. C3 Ø125-150 FOR GRILLE 600x100	636x136	610x110	205	150	C3 OVAL Ø125-150	C3 OVAL Ø125-150	C3 OVAL Ø125-150	PCS	1
PWD400081	PLENUM WITH 3 INLETS - COLLAR PROVIDED MOD. C3 Ø125-150 FOR GRILLE 1000x100	1036x136	1010x110	205	150	C3 OVAL Ø125-150	C3 OVAL Ø125-150	C3 OVAL Ø125-150	PCS	1
PWD100005	PLENUM WITH 3 INLETS - COLLAR PROVIDED MOD. C3 Ø125-150 FOR GRILLE 300x150	336x186	310x160	205	150	E5 Ø150	E5 Ø150	E5 Ø150	PCS	1
PWD100001	PLENUM WITH 3 INLETS - COLLAR PROVIDED MOD. C3 Ø125-150 FOR GRILLE 400x150	436x186	410x160	205	150	E5 Ø151	E5 Ø150	E5 Ø150	PCS	1
PWD100010	PLENUM WITH 3 INLETS - COLLAR PROVIDED MOD. C3 Ø125-150 FOR GRILLE 500x150	536x186	510x160	205	150	N°2x E5 Ø150	No.2x E5 Ø150	E5 Ø150	PCS	1
PWD400222	PLENUM WITH 3 INLETS - COLLAR PROVIDED MOD. C3 Ø125-150 FOR GRILLE 1000x150	1036x186	1010x110	205	150	N°2x E5 Ø150	No.2x E5 Ø150	E5 Ø150	PCS	1
PWD100007	PLENUM WITH 3 INLETS - COLLAR PROVIDED MOD. C3 Ø125-150 FOR GRILLE 300x200	336x236	310x210	205	200	B2 Ø150-200	B2 Ø150-200	B2 Ø150-200	PCS	1
PWD100008	PLENUM WITH 3 INLETS - COLLAR PROVIDED MOD. C3 Ø125-150 FOR GRILLE 400x200	436x186	410x210	205	200	B2 Ø150-200	B2 Ø150-200	B2 Ø150-200	PCS	1
PWD100002	PLENUM WITH 3 INLETS - COLLAR PROVIDED MOD. C3 Ø125-150 FOR GRILLE 500x200	536x186	510x210	205	200	No.2xB2 Ø150-200	No.2xB2 Ø150-200	B2 Ø150-200	PCS	1
PWD400311	PLENUM WITH 3 INLETS - COLLAR PROVIDED MOD. C3 Ø125-150 FOR GRILLE 500x300	536x236	510x310	205	200	No.2xB2 Ø150-200	No.2xB2 Ø150-200	B2 Ø150-200	PCS	1

 **INSULATED PLENUM WITH 3 INLETS FOR Ø150 / Ø200 COLLARS**

**TECHNICAL SPECIFICATIONS**

- Made of galvanized metal sheet
- Closed-cell polyethylene outer coating
- Pre-cut holes (upper, lower, side)
- Collar for hose coupling Ø150 / Ø200 supplied

 **PLÉNUM ISOLÉ AVEC 3 ENTRÉES PRÉDISPOSÉES POUR COLLIERS Ø150 / Ø200**

**CARACTÉRISTIQUES TECHNIQUES**

- Fabriquée en tôle galvanisée
- Revêtement extérieur en polyéthylène à cellules fermées
- Trous prédécoupés (haut, bas, côté)
- Collier pour raccords de tuyau Ø150 / Ø200 fourni

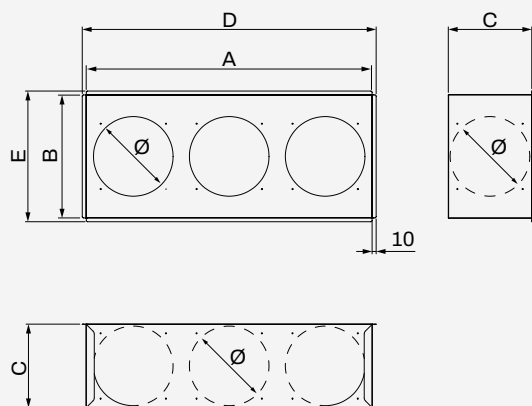
 **ISOLIERTES PLENUM MIT 3 EINGÄNGEN FÜR KRAGEN Ø 150 / Ø 200**

**TECHNISCHE EIGENSCHAFTEN**

- Aus verzinktem Blech
- Außenbeschichtung aus Polyethylen mit geschlossenen Zellen
- Vorgeschnittene Bohrungen (oben, unten, seitlich)
- Krage für Rohranschlüsse Ø 150 / Ø 200 im Lieferumfang enthalten

 **MADE IN ITALY**


**NEW**



**Datasheet**



Plenum suitable for intake grille at page 34

CODE	DESCRIPTION	DIMENSIONS [mm]						U.M.	 Pieces per box
		A	B	C	D	E	Ø		
PWD402525	INSULATED PLENUM WITH 3 INLETS DESIGNED FOR COLLARS MOD. B2 150-200 FOR GRILLE 700x300	700	300	205	720	320	195	PZ	1
PWD402526	INSULATED PLENUM WITH 3 INLETS DESIGNED FOR COLLARS MOD. B2 150-200 FOR GRILLE 800x300	800	300	205	820	320	195	PZ	1
PWD402527	INSULATED PLENUM WITH 3 INLETS DESIGNED FOR COLLARS MOD. B2 150-200 FOR GRILLE 1000x300	1000	300	205	1020	320	195	PZ	1
PWD402528	INSULATED PLENUM WITH 3 INLETS DESIGNED FOR COLLARS MOD. B2 150-200 FOR GRILLE 1000x400	1000	400	205	1020	420	195	PZ	1

## INSULATED MULTI-INTAKE PLENUM MVHR + CLIMA

### TECHNICAL SPECIFICATIONS

- Made of galvanized metal sheet
- Closed-cell polyethylene outer coating
- Pre-cut holes (upper, lower, side)
- Collar for hose coupling supplied (in table list of possible combinations).
- Pre-cut holes for MVHR
- Connectors for flexible MVHR hose Ø92 / Ø75 on request

## PLÉNUM ISOLÉ À PLUSIEURS ENTRÉES VMC + CLIMA

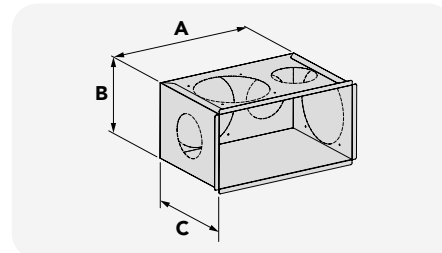
### CARACTÉRISTIQUES TECHNIQUES

- Fabriqué en tôle galvanisée
- Revêtement extérieur en polyéthylène à cellules fermées
- Trous prédécoupés (haut, bas, côté)
- Collier pour raccords de tuyau fourni (dans la liste des combinaisons possibles).
- Trous prédécoupés pour VMC
- Connecteurs pour flexible VMC Ø92 / Ø75 sur demande

## ISOLIERTES PLENUM MIT MEHREREN EINGÄNGEN WRG-LÜFTUNG + CLIMA

### TECHNISCHE EIGENSCHAFTEN

- Aus verzinktem Blech
- Außenbeschichtung aus Polyethylen mit geschlossenen Zellen
- Vorgeschnittene Bohrungen (oben, unten, seitlich)
- Schellen für Rohranschlüsse mitgeliefert (siehe Tabelle der möglichen Kombinationen).
- Vorgeschnittene Bohrungen für WRG-Lüftung
- Flexible Schlauchanschlüsse WRG-Lüftung Ø92 / Ø75 auf Anfrage



Datasheet



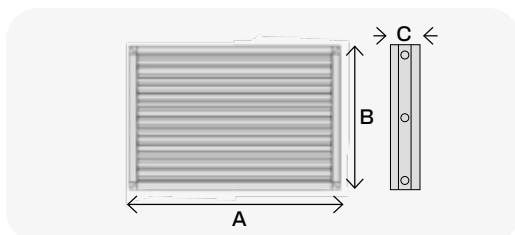
For connection code of flexible hose see page 110 of catalogue Apply.Co

CODE	DESCRIPTION	FOR REGISTER	EXTERNAL FRAME	PLENUM DEPTH	PRE-CUT HOLE	BACK NECK DIM.	UPPER/ LOWER COLLAR	SIDE COLLAR (RIGHT-LEFT)	U.M.	Pieces per box
		[mm]	AxB [mm]	C [mm]	[mm]	MOD.	MOD.	MOD.		
PWD402579	INSULATED MULTI-ENTRY PLENUM 3X E5 Ø150 + 3X Ø75/Ø92 - 400X150	432 x 182	410 x 160	205	150	E5 Ø 150	E5 Ø 150	E5 Ø 150	PCS	1
PWD402580	INSULATED MULTI-ENTRY PLENUM 3X C3 Ø125-150 + 3X Ø75/Ø92 - 200X100	232 x 132	210 x 110	205	150	C3 OVAL Ø 125-150	C3 OVAL Ø 125-150	C3 OVAL Ø 125-150	PCS	1
PWD402581	INSULATED MULTI-ENTRY PLENUM 2X C3 Ø125-150 + 1X E5 Ø150 + 3X Ø75/Ø92 - 300X100	332 x 132	310 x 110	205	150	C3 OVAL Ø 125-150	C3 OVAL Ø 125-150	C3 OVAL Ø 125-150	PCS	1
PWD402582	INSULATED MULTI-ENTRY PLENUM 3x E5 Ø150 + 3x Ø75/Ø92 - 300x150	332 x 182	310 x 160	205	150	E5 Ø 150	E5 Ø 150	E5 Ø 150	PCS	1
PWD402583	INSULATED MULTI-ENTRY PLENUM 2x C3 Ø125-150 + 1x E5 Ø150 3x Ø75/Ø92 - 400x100	432 x 132	410 x 110	205	150	C3 OVAL Ø 125-150	C3 OVAL Ø 125-150	C3 OVAL Ø 125-150	PCS	1

## CALIBRATION DAMPER FOR ALUMINIUM DELIVERY GRILLES

## FERMETURE DE CALIBRAGE POUR GRILLES D'ENTRÉE EN ALUMINIUM

## KALIBRIERKLAPPE FÜR ZULÜFTER AUS ALUMINIUM



CODE	FOR SUPPLY GRILLES	DIMENSIONS			U.M.	Pieces per box
	[mm]	A [mm]	B [mm]	C [mm]		
W11161560	200 x 100	185	80	50	PCS	1
W11161561	300 x 100	285	80	50	PCS	1
W11161568	300 X 150	285	130	50	PCS	1
W11161563	300 x 200	285	180	50	PCS	1
W11161562	400 x 100	385	80	50	PCS	1
W11161559	400 x 150	385	130	50	PCS	1
W11161564	400 x 200	385	180	50	PCS	1
PWC100054	500 x 100	485	80	50	PCS	1
W11161569	500 x 150	485	130	50	PCS	1
W11161548	500 x 200	485	180	50	PCS	1
PWC100026	600 x 100	585	80	50	PCS	1
PWC100027	1000 x 100	985	80	50	PCS	1

Datasheet



For delivery nozzles see page 19-20

 **LINEAR DELIVERY GRILLE IN ANODISED ALUMINIUM WITH STRAIGHT FIXED FLAPS FRAME**


**TECHNICAL SPECIFICATIONS**

- Straight fixed flaps pitch 12.5 mm
- Fastening by means of clips
- Tilt angle 0°
- Silver anodised aluminium finish
- For wall installation

 **GRILLE DE REFOULEMENT LINÉAIRE EN ALUMINIUM ANODISÉ AVEC CADRE À AILETTES FIXES DROITES**

**CARACTÉRISTIQUES TECHNIQUES**

- Ailettes droites fixes au pas de 12,5 mm
- Fixation au moyen de clips
- Angle d'inclinaison à 0°
- Finition en aluminium anodisé argenté
- Pour l'installation murale

 **LINEARZULUFTGITTER AUS ELOXIERTEM ALUMINIUM MIT RAHMEN AUS GERADEN FESTSTEHENDEN LAMELLEN**

**TECHNISCHE EIGENSCHAFTEN**

- Gerade feste Klappen im Abstand von 12,5 mm
- Befestigung mittels Clips
- 0° Neigungswinkel
- Silber eloxierte Aluminium-Oberfläche
- Zur Wandmontage geeignet



**Datasheet**



CODE	DESCRIPTION	EXTERNAL FRAME	BACK NECK DIM.	INSTALLATION HOLE SIZE	REAR COLLAR DEPTH	FLOW RATE	U.M.	Pieces per box
		[mm]	[mm]	[mm]	[mm]	[m³/h]		
11175100	LINEAR GRILLE IN ANODISED ALUMINIUM WITH FRAME AND FIXED BLADES 300x100mm	335 x 135	285 x 85	300 x 100	45	80 - 160	PCS	1
11175105	LINEAR GRILLE IN ANODISED ALUMINIUM WITH FRAME AND FIXED BLADES 400x100mm	435 x 135	285 x 85	400 x 100	45	130 - 260	PCS	1
11175110	LINEAR GRILLE IN ANODISED ALUMINIUM WITH FRAME AND FIXED BLADES 500x100mm	538 x 138	488 x 88	500 x 100	45	180 - 380	PCS	1
11175115	LINEAR GRILLE IN ANODISED ALUMINIUM WITH FRAME AND FIXED BLADES 600x100mm	635 x 135	585 x 85	600 x 100	45	250 - 490	PCS	1
11175120	LINEAR GRILLE IN ANODISED ALUMINIUM WITH FRAME AND FIXED BLADES 800x100mm	835 x 135	785 x 85	800 x 100	45	350 - 720	PCS	1

 **LINEAR DELIVERY GRILLE IN WHITE PAINTED ALUMINIUM WITH FIXED FLAPS FRAME INCLINED AT 15°**


**TECHNICAL SPECIFICATIONS**

- Fixed flaps pitch 12.5mm
- Fastening by means of clips
- Tilt angle 15°
- White painted anodised aluminium finish
- For wall installation

 **GRILLE DE REFOULEMENT LINÉAIRE EN ALUMINIUM PEINT BLANC AVEC CADRE À AILETTES FIXES INCLINÉ À 15°**

**CARACTÉRISTIQUES TECHNIQUES**

- Ailettes à pas fixe de 12,5 mm
- Fixation au moyen de clips
- Angle d'inclinaison à 15°
- Finition en aluminium anodisé peint en blanc
- Pour l'installation murale

 **LINEARZULUFTGITTER AUS WEISS LACKIERTEM ALUMINIUM MIT RAHMEN AUS FESTSTEHENDEN UM 15°-GRAD LAMELLEN**

**TECHNISCHE EIGENSCHAFTEN**

- Feste Klappen im Abstand von 12,5 mm
- Befestigung mittels Clips
- 15° Neigungswinkel
- Weiß lackierte eloxierte Aluminium-Finish
- Zur Wandmontage geeignet



**NEW**

**Datasheet**



CODE	DESCRIPTION	EXTERNAL FRAME	BACKNECK DIM.	INSTALLATION HOLE SIZE	REAR COLLAR DEPTH	FLOW RATE	U.M.	Pieces per box
		[mm]	[mm]	[mm]	[mm]	[m³/h]		
PWC100106	LINEAR DIFFUSER IN MATTE WHITE PAINTED ALUMINIUM WITH FRAME AND FIXED BLADES ANGLED AT 15° - 300x150	335 x 185	285 x 135	300 X 150	40	160 - 330	PCS	1
PWC100107	LINEAR DIFFUSER IN MATTE WHITE PAINTED ALUMINIUM WITH FRAME AND FIXED BLADES ANGLED AT 15° - 300x200	335 x 235	285 x 185	300 x 200	40	250 - 500	PCS	1
PWC100108	LINEAR DIFFUSER IN MATTE WHITE PAINTED ALUMINIUM WITH FRAME AND FIXED BLADES ANGLED AT 15° - 400x150	435 x 185	385 x 135	400 x 150	40	250 - 500	PCS	1
PWC100109	LINEAR DIFFUSER IN MATTE WHITE PAINTED ALUMINIUM WITH FRAME AND FIXED BLADES ANGLED AT 15° - 400x200	435 x 235	385 x 185	400 x 200	40	360 - 730	PCS	1
PWC100110	LINEAR DIFFUSER IN MATTE WHITE PAINTED ALUMINIUM WITH FRAME AND FIXED BLADES ANGLED AT 15° - 500x150	535 x 185	485 x 135	500 x 150	40	330 - 680	PCS	1
PWC100111	LINEAR DIFFUSER IN MATTE WHITE PAINTED ALUMINIUM WITH FRAME AND FIXED BLADES ANGLED AT 15° - 500x200	535 x 235	485 x 185	500 x 200	40	470 - 970	PCS	1
PWC100112	LINEAR DIFFUSER IN MATTE WHITE PAINTED ALUMINIUM WITH FRAME AND FIXED BLADES ANGLED AT 15° - 600x200	635 x 235	585 x 185	600 x 200	40	590 - 1200	PCS	1
PWC100113	LINEAR DIFFUSER IN MATTE WHITE PAINTED ALUMINIUM WITH FRAME AND FIXED BLADES ANGLED AT 15° - 800x200	835 x 235	785 x 185	800 x 200	40	810 - 1660	PCS	1



**DELIVERY GRILLE IN WHITE PAINTED ALUMINIUM FOR LOW-PREVALENCE DUCTED UNIT**

**TECHNICAL SPECIFICATIONS**

- Made of white-painted aluminum
- Fastening by means of clips /magnet
- Individually adjustable horizontal and vertical flaps



**GRILLE DE REFOULEMENT EN ALUMINIUM PEINT BLANC POUR UNITÉ CANALISÉE À FAIBLE PRÉVALENCE**

**CARACTÉRISTIQUES TECHNIQUES**


- Réalisée en aluminium peint en blanc
- Fixation au moyen de clips /aimants
- Ailettes horizontales et verticales réglables individuellement



**ZULUFTGITTER AUS WEISS LACKIERTEM ALUMINIUM FÜR KANALISIERTE EINHEIT MIT NIEDRIGER FÖRDERHÖHE**

**TECHNISCHE EIGENSCHAFTEN**

- Aus weiß lackiertem Aluminium gefertigt
- Befestigung mittels Clips /Magnet
- Individuell einstellbare horizontale und vertikale Klappen



Datasheet



CODE	QUICK SELECTION AIR LOAD CAPACITY					
	AIR FLOW MIN. [m³/h]		LWA dB[A]		Dp' [Pa]	
	min	max	min	max	min	max
PWC100096	580	1160	30	48	5	20
PWC100097	780	1570	31	50	5	20
PWC100098	990	1970	32	51	5	20
PWC100099	1320	2640	34	52	5	20
PWC100066	1320	2640	34	52	5	20

CODE	QUICK SELECTION AIR LOAD CAPACITY					
	AIR FLOW MIN. [m³/h]		LWA dB[A]		Dp' [Pa]	
	min	max	min	max	min	max
PWC100043	510	1030	29	48	5	20
PWC100044	650	1300	30	49	5	20
PWC100055	1500	2100	33	51	5	20
PWC100057	1190	2370	33	52	5	20
PWC100058	680	1360	30	49	5	20
PWC100059	380	760	28	46	5	20
PWC100060	680	1360	30	49	5	20
PWC100062	510	1030	29	48	5	20

CODE	DESCRIPTION	EXTERNAL FRAME	BACK NECK DIM.	REAR COLLAR DEPTH	T-LANCE	U.M.	Pieces per box
		[mm]	[mm]	[mm]	[m]		
PWC100096	SUPPLY DIFFUSER HOLE 665x160 IN WHITE PAINTED ALUMINIUM FOR LOW PRESSURE DUCTABLE UNITS	702x197	650x145	43	11	PCS	1
PWC100097	SUPPLY DIFFUSER HOLE 865x160 IN WHITE PAINTED ALUMINIUM FOR LOW PRESSURE DUCTABLE UNITS	902x197	850x145	43	12,8	PCS	1
PWC100098	SUPPLY DIFFUSER HOLE 1000x150 IN WHITE PAINTED ALUMINIUM FOR LOW PRESSURE DUCTABLE UNITS	1037x187	985x135	43	14,3	PCS	1
PWC100099	SUPPLY DIFFUSER HOLE 1000x200 IN WHITE PAINTED ALUMINIUM FOR LOW PRESSURE DUCTABLE UNITS	1037x237	985x185	43	16,5	PCS	1
PWC100066	DELIVERY GRILLE DIM. HOLE 1067x160 IN PAINTED ALUMINIUM W/ CLIPS & CALAMITES FOR LOW-PRESSURE CHANNEL UNIT	1104x197	1052x145	43	16,5	PCS	1
PWC100043	SUPPLY DIFFUSER HOLE 350x185 IN WHITE PAINTED ALUMINIUM FOR LOW PRESSURE DUCTABLE UNITS	387x222	335x170	43	16,5	PCS	1
PWC100044	SUPPLY DIFFUSER HOLE 500x185 IN WHITE PAINTED ALUMINIUM FOR LOW PRESSURE DUCTABLE UNITS	537x222	485x170	43	10,4	PCS	1
PWC100055	SUPPLY DIFFUSER HOLE 865x185 IN WHITE PAINTED ALUMINIUM FOR LOW PRESSURE DUCTABLE UNITS	902x222	850x170	43	22,6	PCS	1
PWC100057	SUPPLY DIFFUSER HOLE 825x225 IN WHITE PAINTED ALUMINIUM FOR LOW PRESSURE DUCTABLE UNITS	862x262	810x210	43	14,7	PCS	1
PWC100058	SUPPLY DIFFUSER HOLE 600x170 IN WHITE PAINTED ALUMINIUM FOR LOW PRESSURE DUCTABLE UNITS	637x207	585x155	43	15,7	PCS	1
PWC100059	SUPPLY DIFFUSER HOLE 645x95 IN WHITE PAINTED ALUMINIUM FOR LOW PRESSURE DUCTABLE UNITS	682x132	630x80	43	11,9	PCS	1
PWC100060	SUPPLY DIFFUSER HOLE 670x160 IN WHITE PAINTED ALUMINIUM FOR LOW PRESSURE DUCTABLE UNITS	707x197	655x145	43	8,9	PCS	1
PWC100062	SUPPLY DIFFUSER HOLE 545x155 IN WHITE PAINTED ALUMINIUM FOR LOW PRESSURE DUCTABLE UNITS	582x192	530x140	43	11,9	PCS	1



## DOUBLE DISCHARGE AND RETURN ALUMINUM GRILLE, MATTE WHITE PAINTED

### TECHNICAL SPECIFICATIONS

- Made of matte white-painted aluminum
- Flap pitch 20 mm
- Fastening by means of clips



## BOUCHE DOUBLE DE SOUFFLAGE ET DE REPRISE EN ALUMINIUM PEINT BLANC MAT

### CARACTÉRISTIQUES TECHNIQUES

- Réalisée en aluminium peint blanc mat
- Pas des ailettes 20 mm
- Fixation au moyen de clips




## DOPPELTE ZU UND ABLUFTDÜSE AUS ALUMINIUM, MATTWEISS LACKIERT

### TECHNISCHE EIGENSCHAFTEN

- Aus mattweiß lackiertem Aluminium gefertigt
- 20 mm Rippenabstand
- Befestigung mittels Clips

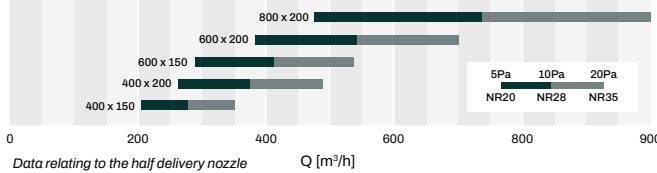
MADE IN ITALY

NEW



Available on request

### RAPID AIR FLOW RATE SELECTION



Datasheet



CODE	DESCRIPTION	EXT. FRAME	BACK NECK DIM.	INST. HOLE	REAR COLLAR DEPTH	T LANCE	U.M.	Pieces per box
		[mm]	[mm]	[mm]	[mm]	[mm]		
PWC100101	ALUMINUM SUPPLY AND RETURN GRILLE MATTE WHITE FINISH - 400x150	432 x 182	382 x 132	400 x 150	46	7,47	PCS	1
PWC100102	ALUMINUM SUPPLY AND RETURN GRILLE MATTE WHITE FINISH - 400x200	432 x 232	382 x 182	400 x 200	46	8,55	PCS	1
PWC100103	ALUMINUM SUPPLY AND RETURN GRILLE MATTE WHITE FINISH - 600x150	632 x 182	582 x 132	600 x 150	46	9,81	PCS	1
PWC100104	ALUMINUM SUPPLY AND RETURN GRILLE MATTE WHITE FINISH - 600x200	632 x 232	582 x 182	600 x 200	46	10,71	PCS	1
PWC100105	ALUMINUM SUPPLY AND RETURN GRILLE MATTE WHITE FINISH - 800x200	832 x 232	782 x 182	800 x 200	46	12,33	PCS	1



## MATT WHITE PAINTED ADJUSTABLE MICRO-NOZZLE DELIVERY GRILLE

### TECHNICAL SPECIFICATIONS

- Nozzles diameter 15 mm
- High range
- High number of output jets
- High induction
- Steel plate, aluminum frame, micro nozzles in matte white painted nylon



## BOUCHE DE SOUFFLAGE À MICROBUSSES ORIENTABLES, PEINTE BLANC MAT

### CARACTÉRISTIQUES TECHNIQUES


- Buses de diamètre 15 mm
- Projection profonde
- Nombre élevé de jets de sortie
- Haute induction
- Plaque en acier, cadre en aluminium, micro-buses en nylon peint blanc mat



## AUSLASSDÜSE MIT VERSTELLBAREN MIKRODÜSEN, MATTWEISS LACKIERT

### TECHNISCHE EIGENSCHAFTEN

- Düsendurchmesser 15 mm
- Tiefschlag
- Hohe Anzahl von Auslassdüsen
- Hohe Induktion
- Stahlplatte, Aluminiumrahmen, Mikrodüsen aus mattweiß lackiertem Nylon



NEW

The nozzle can be installed on plenums, rectangular or wall channels. The nozzle is equipped with a series of individually adjustable nozzles.

For plenums see page 21

CODE	EXTERNAL FRAME	BACK NECK DIM.	INSTALLATION HOLE SIZE	REAR COLLAR DEPTH	NOZZLES	RAPID AIR FLOW RATE SELECTION					
						AIR FLOW MIN [m³/h]		LWA dB[A]		Dpt [Pa]	
						MIN	MAX	MIN	MAX	MIN	MAX
PWC100114	335 x 185	285 x 135	300 x 150	35	10	25	75	23	32	1.9	6.9
PWC100115	435 x 185	385 x 135	400 x 150	35	14	30	110	23	32	1.9	6.9
PWC100116	535 x 185	485 x 135	500 x 150	35	18	40	140	23	32	1.9	6.9
PWC100117	1035 x 185	985 x 135	1000 x 150	35	38	90	290	23	32	1.9	6.9

CODE	DESCRIPTION	U.M.	Pieces per box	Datasheet
PWC100114	SUPPLY DIFFUSER WITH ADJUSTABLE MICRO-NOZZLES MATTE WHITE FINISH - 300x150	PCS	1	
PWC100115	SUPPLY DIFFUSER WITH ADJUSTABLE MICRO-NOZZLES MATTE WHITE FINISH - 400x150	PCS	1	
PWC100116	SUPPLY DIFFUSER WITH ADJUSTABLE MICRO-NOZZLES MATTE WHITE FINISH - 500x150	PCS	1	
PWC100117	SUPPLY DIFFUSER WITH ADJUSTABLE MICRO-NOZZLES MATTE WHITE FINISH - 1000x150	PCS	1	



## INTAKE GRILLE IN ANODISED ALUMINIUM

### TECHNICAL SPECIFICATIONS

- Made of anodised aluminium
- Fastening by means of clips
- Adjustable horizontal flaps
- For wall installation



## GRILLE DE RÉCUPÉRATION EN ALUMINIUM ANODISÉ

### CARACTÉRISTIQUES TECHNIQUES

- Fabriqué en aluminium anodisé
- Fixation au moyen de clips
- Ailettes horizontales réglables
- Pour l'installation murale



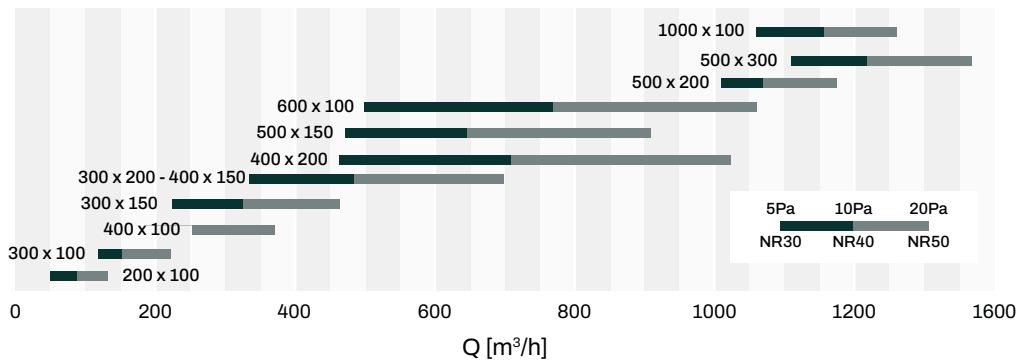
## ABLUF TGITTER AUS ELOXIERTEM ALUMINIUM

### TECHNISCHE EIGENSCHAFTEN

- Aus eloxiertem Aluminium
- Befestigung mittels Clips
- Verstellbare horizontale Klappen
- Zur Wandmontage geeignet



## RAPID AIR FLOW RATE SELECTION



For plenums see page 21

CODE	DESCRIPTION	EXTERNAL FRAME DIM.	BACK NECK DIM.	INSTALLATION HOLE SIZE	REAR COLLAR DEPTH	U.M.	Pieces per box
		[mm]	[mm]	[mm]	[mm]		
W11161530	ANODISED ALUMINIUM RETURN GRILLES 200x100	232 x 132	190 x 90	200 x 100	26	PCS	1
W11161535	ANODISED ALUMINIUM RETURN GRILLES 300x100	332 x 132	290 x 90	300 x 100	26	PCS	1
W11161540	ANODISED ALUMINIUM RETURN GRILLES 400x100	432 x 132	390 x 90	400 x 100	26	PCS	1
PWC100022	ANODISED ALUMINIUM RETURN GRILLES 600x100	632 x 132	590 x 90	600 x 100	26	PCS	1
PWC100023	ANODISED ALUMINIUM RETURN GRILLES 1000x100	1032 x 132	990 x 90	1000 x 100	26	PCS	1
W11161542	ANODISED ALUMINIUM RETURN GRILLES 300x150	332 x 182	290 x 140	300 X 150	26	PCS	1
W11161545	ANODISED ALUMINIUM RETURN GRILLES 300x200	332 x 232	290 x 190	300 x 200	26	PCS	1
W11161549	ANODISED ALUMINIUM RETURN GRILLES 400x150	432 x 182	390 x 140	400 x 150	26	PCS	1
W11161550	ANODISED ALUMINIUM RETURN GRILLES 400x200	432 x 232	390 x 190	400 x 200	26	PCS	1
W11161552	ANODISED ALUMINIUM RETURN GRILLES 500x150	532 x 182	490 x 140	500 x 150	26	PCS	1
W11161554	ANODISED ALUMINIUM RETURN GRILLES 500x200	532 x 232	490 x 190	500 x 200	26	PCS	1
W11161555	ANODISED ALUMINIUM RETURN GRILLES 500x300	532 x 332	490 x 290	500 x 300	26	PCS	1

Datasheet





## INTAKE GRILLE IN WHITE PAINTED ALUMINIUM

### TECHNICAL SPECIFICATIONS

- Made of white-painted aluminium
- Fastening by means of clips
- Adjustable horizontal flaps
- For wall installation
- Installation height 2.5 - 3.5 m



## GRILLE DE RÉCUPÉRATION EN ALUMINIUM PEINT BLANC

### CARACTÉRISTIQUES TECHNIQUES

- Réalisée en aluminium peint en blanc
- Fixation au moyen de clips
- Ailettes horizontales réglables
- Pour l'installation murale
- Hauteur d'installation 2,5 - 3,5 m



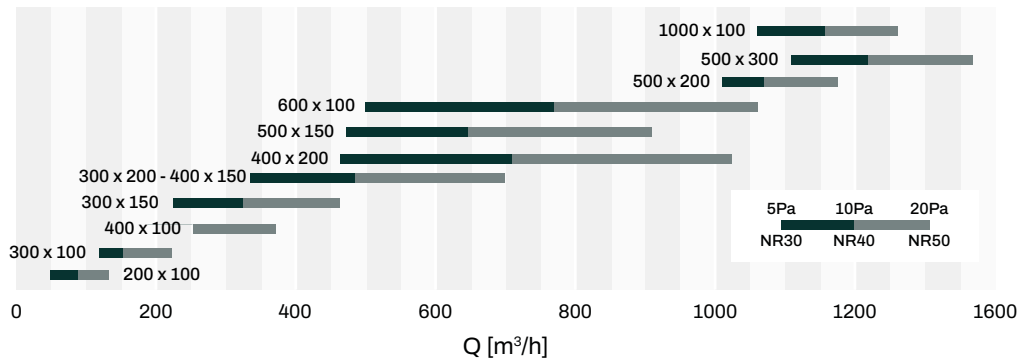
## ABLUF TGITTER AUS WEISS LACKIERTEM ALUMINIUM

### TECHNISCHE EIGENSCHAFTEN

- Aus weiß lackiertem Aluminium gefertigt
- Befestigung mittels Clips
- Verstellbare horizontale Klappen
- Zur Wandmontage geeignet
- Einbauhöhe 2,5 - 3,5 m



## RAPID AIR FLOW RATE SELECTION



For plenums see page 21

CODE	DESCRIPTION	EXTERNAL FRAME DIM.	BACK NECK DIM.	INSTALLATION HOLE SIZE	REAR COLLAR DEPTH	U.M.	Pieces per box
		[mm]	[mm]	[mm]	[mm]		
WB11161530	ALUMINIUM RETURN GRILLES PAINTED IN WHITE 200x100	232 x 132	190 x 90	200 x 100	26	PCS	1
WB11161535	ALUMINIUM RETURN GRILLES PAINTED IN WHITE 300x100	332 x 132	290 x 90	300 x 100	26	PCS	1
WB11161540	ALUMINIUM RETURN GRILLES PAINTED IN WHITE 400x100	432 x 132	390 x 90	400 x 100	26	PCS	1
PWC100024	ALUMINIUM RETURN GRILLES PAINTED IN WHITE 600x100	632 x 132	590 x 90	600 x 100	26	PCS	1
PWC100025	ALUMINIUM RETURN GRILLES PAINTED IN WHITE 1000x100	1032 x 132	990 x 90	1000 x 100	26	PCS	1
WB11161542	ALUMINIUM RETURN GRILLES PAINTED IN WHITE 300x150	332 x 182	290 x 140	300 X 150	26	PCS	1
WB11161545	ALUMINIUM RETURN GRILLES PAINTED IN WHITE 300x200	332 x 232	290 x 190	300 x 200	26	PCS	1
WB11161549	ALUMINIUM RETURN GRILLES PAINTED IN WHITE 400x150	432 x 182	390 x 140	400 x 150	26	PCS	1
WB11161550	ALUMINIUM RETURN GRILLES PAINTED IN WHITE 400x200	432 x 232	390 x 190	400 x 200	26	PCS	1
WB11161552	ALUMINIUM RETURN GRILLES PAINTED IN WHITE 500x150	532 x 182	490 x 140	500 x 150	26	PCS	1
WB11161554	ALUMINIUM RETURN GRILLES PAINTED IN WHITE 500x200	532 x 232	490 x 190	500 x 200	26	PCS	1
WB11161555	ALUMINIUM RETURN GRILLES PAINTED IN WHITE 500x300	532 x 332	490 x 290	500 x 300	26	PCS	1

Datasheet



 **RETURN GRILLE IN MATTE WHITE PAINTED ALUMINIUM WITH SQUARE MESH.**


**TECHNICAL SPECIFICATIONS**

- Made of aluminium
- Available in matte white
- For wall / ceiling installation

 **GRILLE DE REPRISE EN ALUMINIUM PEINT BLANC MAT AVEC MAILLE CARRÉE.**

**CARACTÉRISTIQUES TECHNIQUES**


- Grilles de récupération en aluminium à maille carrée.
- La structure particulière de la grille garantit une section libre élevée pour le passage de l'air.
- Les grilles peuvent également être utilisées pour la fixation aux faux-plafonds.

 **RÜCKLUFTGITTER AUS MATTWEISS LACKIERTEM ALUMINIUM MIT QUADRATISCHEM GITTER.**

**TECHNISCHE EIGENSCHAFTEN**

- Fabriquée en aluminium
- Disponible en blanc mat
- Pour l'installation murale / au plafond

**NEW**



For plenums see page 21

CODE	EXTERNAL FRAME	BACK NECK DIM.	INSTALLATION HOLE SIZE	REAR COLLAR DEPTH	RAPID AIR FLOW RATE SELECTION					
					AIR FLOW MIN [m³/h]		LWA dB[A]		Dpt [Pa]	
					MIN	MAX	MIN	MAX	MIN	MAX
PWC500093	335 x 135	285 x 85	300 x 100	35	220	430	22	41	5	20
PWC500094	432 x 135	385 x 85	400 x 100	35	300	590	23	42	5	20
PWC500095	335 x 235	285 x 185	300 x 200	35	480	940	25	44	5	20
PWC500096	435 x 235	385 x 185	400 x 200	35	660	1300	26	46	5	20
PWC500097	535 x 235	485 x 185	500 x 200	35	850	1670	27	47	5	20
PWC500098	635 x 635	585 x 585	600 x 600	35	3610	7110	34	53	5	20

CODE	DESCRIPTION	COLOUR	U.M.	 Pieces per box
PWC500093	RETURN GRILLE WHITE MATT PAINTED ALUMINIUM SQUARE MESH - 300x100	WHITE	PCS	1
PWC500094	RETURN GRILLE WHITE MATT PAINTED ALUMINIUM SQUARE MESH - 400x100	WHITE	PCS	1
PWC500095	RETURN GRILLE WHITE MATT PAINTED ALUMINIUM SQUARE MESH - 300x200	WHITE	PCS	1
PWC500096	RETURN GRILLE WHITE MATT PAINTED ALUMINIUM SQUARE MESH - 400x200	WHITE	PCS	1
PWC500097	RETURN GRILLE WHITE MATT PAINTED ALUMINIUM SQUARE MESH - 500x200	WHITE	PCS	1
PWC500098	RETURN GRILLE WHITE MATT PAINTED ALUMINIUM SQUARE MESH - 600x600	WHITE	PCS	1

Datasheet





## RETURN GRILLE IN ANODIZED ALUMINIUM WITH REMOVABLE FILTER.

### TECHNICAL SPECIFICATIONS

- Made of anodised aluminium
- Fastening by means of clips
- For wall installation
- Filtration degree G2 (ref. EN 779/2012)



## GRILLE DE REPRISSE EN ALUMINIUM ANODISÉ AVEC FILTRE AMOVIBLE.

### CARACTÉRISTIQUES TECHNIQUES

- Fabriqué en aluminium anodisé
- Fixation au moyen de clips
- Pour l'installation murale
- Degré de filtration G2 (réf. EN 779/2012)



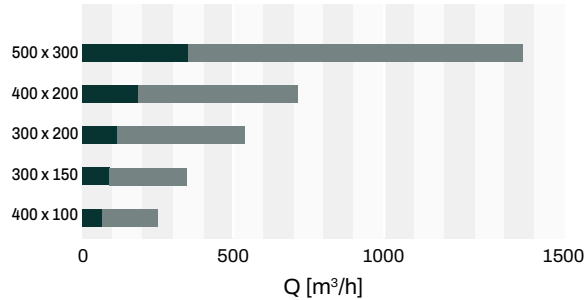
## RÜCKLUFTGITTER AUS ELOXIERTEM ALUMINIUM MIT HERAUSNEHMBAREM FILTER.

### TECHNISCHE EIGENSCHAFTEN

- Aus eloxiertem Aluminium
- Befestigung mittels Clips
- Zur Wandmontage geeignet
- Filtrationsgrad G2 (Ref. EN 779/2012)



### RAPID AIR FLOW RATE SELECTION



For plenums see page 21

CODE	DESCRIPTION	EXTERNAL FRAME DIM.	BACK NECK DIM.	REAR COLLAR DEPTH	U.M.	Pieces per box
		[mm]	[mm]	[mm]		
WF11161540	ANODISED ALUMINIUM RETURN GRILLES - 400x100 - REMOVABLE FILTER	432 x 132	390 x 90	45	PCS	1
WF11161542	ANODISED ALUMINIUM RETURN GRILLES - 300x150 - REMOVABLE FILTER	332 x 182	290 x 140	45	PCS	1
WF11161545	ANODISED ALUMINIUM RETURN GRILLES - 300x200 - REMOVABLE FILTER	332 x 232	290 x 190	45	PCS	1
WF11161550	ANODISED ALUMINIUM RETURN GRILLES - 400x200 - REMOVABLE FILTER	432 x 232	390 x 190	45	PCS	1
WF11161555	ANODISED ALUMINIUM RETURN GRILLES - 500x300 - REMOVABLE FILTER	532 x 332	490 x 290	45	PCS	1

Datasheet



## INTAKE GRILLE IN WHITE PAINTED ALUMINIUM WITH REMOVABLE FILTER

### TECHNICAL SPECIFICATIONS

- Made of white-painted aluminium
- Fastening by means of clips
- For wall installation
- Filtration degree G2 (ref. EN 779/2012)



## GRILLE DE RÉCUPÉRATION EN ALUMINIUM PEINT EN BLANC AVEC FILTRE AMOVIBLE

### CARACTÉRISTIQUES TECHNIQUES

- Réalisée en aluminium peint en blanc
- Fixation au moyen de clips
- Pour l'installation murale
- Degré de filtration G2 (réf. EN 779/2012)



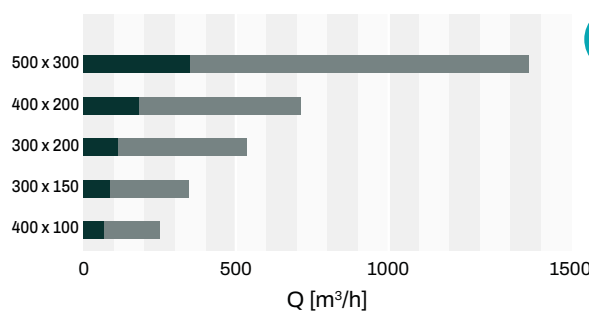
## ABLUF TGITTER AUS WEISS LACKIERTEM ALUMINIUM MIT ABNEHMBAREM FILTER

### TECHNISCHE EIGENSCHAFTEN

- Aus weiß lackiertem Aluminium gefertigt
- Befestigung mittels Clips
- Zur Wandmontage geeignet
- Filtrationsgrad G2 (Ref. EN 779/2012)



### RAPID AIR FLOW RATE SELECTION



For plenums see page 21

CODE	DESCRIPTION	EXTERNAL FRAME DIM.	BACK NECK DIM.	REAR COLLAR DEPTH	U.M.	Pieces per box
		[mm]	[mm]	[mm]		
WBF11161540	ALUMINIUM RETURN GRILLES PAINTED IN WHITE - 400x100 - REMOVABLE FILTER	432 x 132	390 x 90	45	PCS	1
WBF11161542	ALUMINIUM RETURN GRILLES PAINTED IN WHITE - 300x150 - REMOVABLE FILTER	332 x 182	290 x 140	45	PCS	1
WBF11161545	ALUMINIUM RETURN GRILLES PAINTED IN WHITE - 300x200 - REMOVABLE FILTER	332 x 232	290 x 190	45	PCS	1
WBF11161550	ALUMINIUM RETURN GRILLES PAINTED IN WHITE - 400x200 - REMOVABLE FILTER	432 x 232	390 x 190	45	PCS	1
WBF11161555	ALUMINIUM RETURN GRILLES PAINTED IN WHITE - 500x300 - REMOVABLE FILTER	532 x 332	490 x 290	45	PCS	1

Datasheet





## INTAKE GRILLE IN ANODISED ALUMINIUM FOR FALSE CEILING

### TECHNICAL SPECIFICATIONS

- Made of anodised aluminium
- Fastening by means of screws
- Adjustable horizontal flaps
- For wall / ceiling installation



## GRILLE DE RÉCUPÉRATION EN ALUMINIUM ANODISÉ POUR FAUX-PLAFOND

### CARACTÉRISTIQUES TECHNIQUES

- Fabriqué en aluminium anodisé
- Fixation au moyen de vis
- Ailettes horizontales réglables
- Pour l'installation murale / au plafond



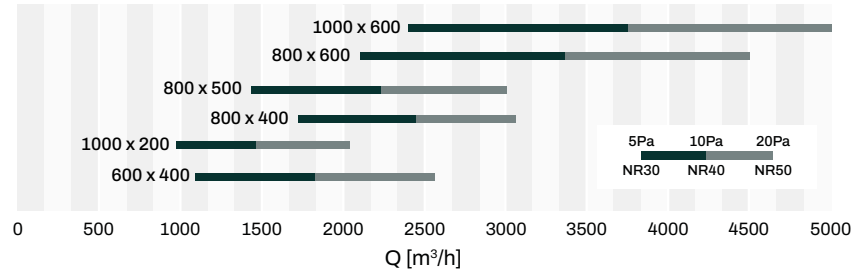
## ABLUF TGITTER AUS ELOXIERTEM ALUMINIUM FÜR ZWISCHENDECKE

### TECHNISCHE EIGENSCHAFTEN

- Aus eloxiertem Aluminium
- Befestigung mittels Schrauben
- Verstellbare horizontale Klappen
- Zur Wand- / Deckenmontage



### RAPID AIR FLOW RATE SELECTION



CODE	DESCRIPTION	EXTERNAL FRAME DIM.	BACK NECK DIM.	INSTAL. HOLE DIM.	REAR COLLAR DEPTH	U.M.	Pieces per box
		[mm]	[mm]	[mm]	[mm]		
W11161556	ANODISED ALUMINIUM RETURN GRILLES 600x400	632 x 432	590 x 390	600 x 400	26	PCS	1
W11161557	ANODISED ALUMINIUM RETURN GRILLES 1000x200	1032 x 232	990 x 190	1000 x 200	26	PCS	1
W11161570	ANODISED ALUMINIUM RETURN GRILLES 800x400	832 x 432	790 x 390	800 x 400	26	PCS	1
W11161571	ANODISED ALUMINIUM RETURN GRILLES 800x500	832 x 532	790 x 490	800 x 500	26	PCS	1
W11161572	ANODISED ALUMINIUM RETURN GRILLES 800x600	832 x 632	790 x 590	800 x 600	26	PCS	1
W11161573	ANODISED ALUMINIUM RETURN GRILLES 1000x600	1032 x 632	990 x 590	1000 x 600	26	PCS	1

Datasheet



## INTAKE GRILLE IN WHITE PAINTED ALUMINIUM FOR FALSE CEILING

### TECHNICAL SPECIFICATIONS

- Made of white-painted aluminium
- Fastening by means of screws
- Adjustable horizontal flaps
- For wall / ceiling installation



## GRILLE DE RÉCUPÉRATION EN ALUMINIUM PEINT BLANC POUR FAUX PLAFOND

### CARACTÉRISTIQUES TECHNIQUES

- Réalisée en aluminium peint en blanc
- Fixation au moyen de vis
- Ailettes horizontales réglables
- Pour l'installation murale / au plafond



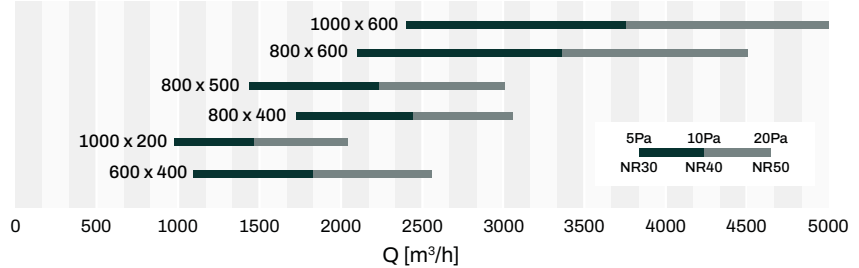
## ABLUF TGITTER AUS WEISS LACKIERTEM ALUMINIUM FÜR ZWISCHENDECKE

### TECHNISCHE EIGENSCHAFTEN

- Aus weiß lackiertem Aluminium gefertigt
- Befestigung mittels Schrauben
- Verstellbare horizontale Klappen
- Zur Wand- / Deckenmontage



### RAPID AIR FLOW RATE SELECTION



CODE	DESCRIPTION	EXTERNAL FRAME DIM.	BACK NECK DIM.	INSTAL. HOLE DIM.	REAR COLLAR DEPTH	U.M.	Pieces per box
		[mm]	[mm]	[mm]	[mm]		
WB11161556	ALUMINIUM RETURN GRILLES PAINTED IN WHITE 600x400	632 x 432	590 x 390	600 x 400	26	PCS	1
WB11161557	ALUMINIUM RETURN GRILLES PAINTED IN WHITE 1000x200	1032 x 232	990 x 190	1000 x 200	26	PCS	1
WB11161570	ALUMINIUM RETURN GRILLES PAINTED IN WHITE 800x400	832 x 432	790 x 390	800 x 400	26	PCS	1
WB11161571	ALUMINIUM RETURN GRILLES PAINTED IN WHITE 800x500	832 x 532	790 x 490	800 x 500	26	PCS	1
WB11161572	ALUMINIUM RETURN GRILLES PAINTED IN WHITE 800x600	832 x 632	790 x 590	800 x 600	26	PCS	1
WB11161573	ALUMINIUM RETURN GRILLES PAINTED IN WHITE 1000x600	1032 x 632	990 x 590	1000 x 600	26	PCS	1

Datasheet





**INTAKE GRILLE IN ANODISED ALUMINIUM WITH REMOVABLE FILTER FOR FALSE CEILING**

**TECHNICAL SPECIFICATIONS**

- Made of anodised aluminium
- Fastening by means of screws
- For wall / ceiling installation
- Filtration degree G2 (ref. EN 779/2012)



**GRILLE DE RÉCUPÉRATION EN ALUMINIUM ANODISÉ AVEC FILTRE AMOVIBLE POUR FAUX-PLAFOND**

**CARACTÉRISTIQUES TECHNIQUES**

- Fabriqué en aluminium anodisé
- Fixation au moyen de vis
- Pour l'installation murale / au plafond
- Degré de filtration G2 (réf. EN 779/2012)



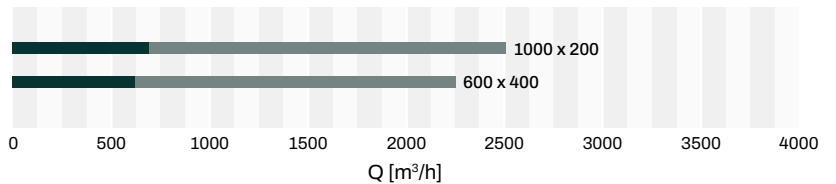
**ABLUF TGITTER AUS ELOXIERTEM ALUMINIUM MIT ABNEHMBAREM FILTER FÜR ZWISCHENDECKE**

**TECHNISCHE EIGENSCHAFTEN**

- Aus eloxiertem Aluminium
- Befestigung mittels Schrauben
- Zur Wand- / Deckenmontage
- Filtrationsgrad G2 (Ref. EN 779/2012)



**RAPID AIR FLOW RATE SELECTION**

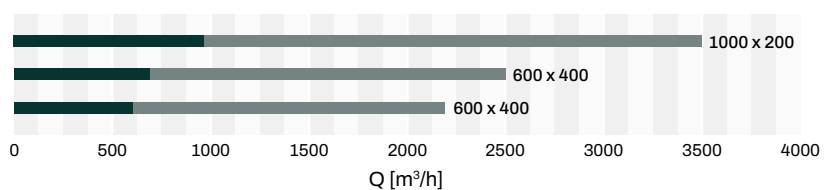


CODE	DESCRIPTION	EXTERNAL FRAME DIM.	BACK NECK DIM.	REAR COLLAR DEPTH	U.M.	Pieces per box
		[mm]	[mm]	[mm]		
W11161525	ALUMINIUM RETURN GRILLES WITH ALUMINIUM FILTER 600x400mm	632x432	590x390	45	PCS	1
W11161526	ALUMINIUM RETURN GRILLES WITH ALUMINIUM FILTER 1000x200mm	1032x232	990x190	45	PCS	1

CODE	DESCRIPTION	U.M.	Pieces per box	Datasheet
PWC500038	WHITE SPARE FILTER G2 FOR GRILLE 980x180x10 mm	PCS	1	
PWC500037	WHITE SPARE FILTER G2 FOR GRILLE 580x380x10 mm	PCS	1	



**RAPID AIR FLOW RATE SELECTION**



CODE	DESCRIPTION	EXTERNAL FRAME DIM.	BACK NECK DIM.	REAR COLLAR DEPTH	U.M.	Pieces per box
		[mm]	[mm]	[mm]		
WB11161525	ALUMINIUM RETURN GRILLES WITH FILTER PAINTED WHITE 600x400 REMOVABLE FILTER	632 x 432	590 x 390	45	PCS	1
WB11161526	ALUMINIUM RETURN GRILLES WITH FILTER PAINTED WHITE 1000x200 REMOVABLE FILTER	1032 x 232	990 x 190	45	PCS	1
WBF11161556	ALUMINIUM RETURN GRILLES WITH FILTER PAINTED WHITE 1000x500 REMOVABLE FILTER	1032 x 532	990 x 490	45	PCS	1

CODE	DESCRIPTION	U.M.	Pieces per box	Datasheet
PWC500037	WHITE SPARE FILTER G2 FOR GRILLE 580x380x10 mm	PCS	1	
PWC500038	WHITE SPARE FILTER G2 FOR GRILLE 980x180x10 mm	PCS	1	
PWC500039	WHITE SPARE FILTER G2 FOR GRILLE 980x480x10 mm	PCS	1	



**OPENABLE SQUARE MESH INTAKE GRILLE IN WHITE PAINTED ALUMINIUM WITH REMOVABLE FILTER**

**TECHNICAL SPECIFICATIONS**

- Made of white-painted aluminium
- Knob closure
- Fastening by means of screws
- For wall / ceiling installation
- Filtration degree G2 (ref. EN 779/2012)



**GRILLE DE RÉCUPÉRATION OUVRABLE À MAILLES CARRÉES EN ALUMINIUM PEINT BLANC AVEC FILTRE AMOVIBLE**

**CARACTÉRISTIQUES TECHNIQUES**

- Réalisée en aluminium peint en blanc
- Fermeture par bouton
- Fixation au moyen de vis
- Pour l'installation murale / au plafond
- Degré de filtration G2 (réf. EN 779/2012)



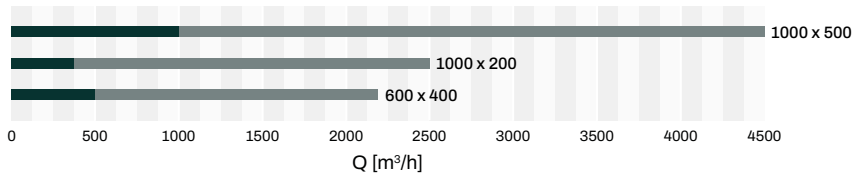
**AUFKLAPPBARES ABLUFTGITTER MIT QUADRATISCHEM GITTER AUS WEISSLACKIERTEM ALUMINIUM MIT ABNEHMBAREM FILTER**

**TECHNISCHE EIGENSCHAFTEN**

- Aus weiß lackiertem Aluminium gefertigt
- Knopfverschluss
- Befestigung mittels Schrauben
- Zur Wand- / Deckenmontage geeignet
- Filtrationsgrad G2 (Ref. EN 779/2012)



**RAPID AIR FLOW RATE SELECTION**



CODE	DESCRIPTION	EXTERNAL FRAME DIM.	BACK NECK DIM.	INSTAL. HOLE DIM.	REAR COLLAR DEPTH	U.M.	Pieces per box
		[mm]	[mm]	[mm]	[mm]		
PWC100046	SQUARE MESH OPENING GRILLE IN WHITE PAINTED ALUMINIUM W/PULL-OUT FILTER 600X400	644 x 444	595 x 395	600 x 400	40	PCS	1
PWC100047	SQUARE MESH OPENING GRILLE IN WHITE PAINTED ALUMINIUM W/PULL-OUT FILTER 1000X200	1044 x 244	995 x 195	1000 x 200	40	PCS	1
PWC100048	SQUARE MESH OPENING GRILLE IN WHITE PAINTED ALUMINIUM W/PULL-OUT FILTER 1000X500	1044 x 544	995 x 495	1000 x 500	40	PCS	1
PWC100052	SQUARE MESH OPENING GRILLE IN WHITE PAINTED ALUMINIUM W/PULL-OUT FILTER 595X595	595 x 595	550 x 550	555 x 555	40	PCS	1

**Datasheet**



**INTAKE GRILLE IN WHITE PLASTIC ABS FOR FALSE CEILINGS WITH FILTER**

**TECHNICAL SPECIFICATIONS**

- Made of white ABS
- Prevents condensation phenomena
- Ideal for 600 x 600mm false ceilings
- Operating temperature -15°C / +48°C



**GRILLE DE RÉCUPÉRATION EN FILM PLASTIQUE ABS BLANC POUR FAUX-PLAFONDS AVEC FILTRE**

**CARACTÉRISTIQUES TECHNIQUES**

- Réalisée en ABS blanc
- Préviens les phénomènes de condensation
- Idéal pour les faux-plafonds de 600 x 600 mm
- Température de fonctionnement -15°C / +48°C



**ABLUFTGITTER AUS WEISSEM ABS-KUNSTSTOFF MIT FILTER FÜR ZWISCHENDECKE**

**TECHNISCHE EIGENSCHAFTEN**

- Aus weißem ABS gefertigt
- Verhindert Kondensatbildung
- Ideal für 600 x 600 mm Zwischendecken
- Betriebstemperatur -15°C / +48°C




Detail of the filter on the back

CODE	EXTERNAL DIMENSIONS	DEPTH	AIR FLOW RATE	U.M.	Pieces per box
	[mm]		(SPEED. 2 m/s) - [m³/h]		
11176270	595 x 595	8	2000	PCS	1


**Datasheet**



 **RETURN GRILLE WITH FIXED 45° INCLINED BLADES IN MATTE WHITE PAINTED ALUMINIUM WITH REMOVABLE FILTER FOR FALSE CEILING, COMPLETE WITH LOWERED PLENUM.**


**TECHNICAL SPECIFICATIONS**

- Made of matte white-painted aluminum
- Magnetic closure
- Filtration degree G2 (ref. EN 779/2012)
- Lowered Plenum
- Plenum with hole for ceiling mounting

 **GRILLE DE REPRISE AVEC AILETTES FIXES INCLINÉES À 45° EN ALUMINIUM PEINT BLANC MAT AVEC FILTRE AMOVIBLE POUR FAUX PLAFOND, COMPLÈTE AVEC PLÉNUM ABAISSÉ**

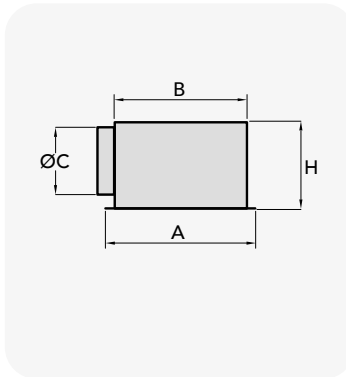
**CARACTÉRISTIQUES TECHNIQUES**

- Réalisée en aluminium peint blanc mat
- Fermeture par aimant
- Degré de filtration G2 (réf. EN 779/2012)
- Plénum abaissé
- Plénum avec trou pour montage au plafond

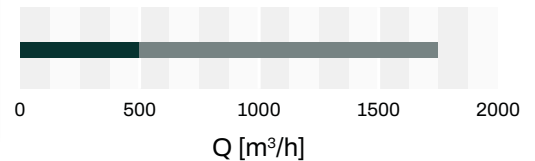
 **RÜCKLUFTGITTER MIT FESTEN 45° GENEIGTEN LAMELLEN AUS MATTWEISS LACKIERTEM ALUMINIUM MIT HERAUSNEHMBAREM FILTER FÜR ABGEHÄNGTE DECKE, KOMPLETT MIT ABGESENKTEM PLENUM.**

**TECHNISCHE EIGENSCHAFTEN**

- Aus mattweiß lackiertem Aluminium gefertigt
- Magnetverschluss
- Filtrationsgrad G2 (Ref. EN 779/2012)
- Niedriges Plenum
- Plenum mit Bohrung zur Deckenmontage




**RAPID AIR FLOW RATE SELECTION**




CODE	DESCRIPTION	A	B	ØC	H	REAR COLLAR DIM.	U.M.	Pieces per box
		[mm]	[mm]	[mm]	[mm]	[mm]		
PWC100123	RETURN GRILLE 595x595 WITH FIXED BLADES ANGLED AT 45° IN MATTE WHITE PAINTED ALUMINIUM WITH REMOVABLE FILTER FOR FALSE CEILING COMPLETE WITH LOWERED PLENUM	595 x 595	560 x 560	200	250	545 x 545	PCS	1



 **RETURN GRILLE WITH FIXED 45° INCLINED BLADES IN MATTE WHITE PAINTED ALUMINIUM WITH REMOVABLE FILTER FOR FALSE CEILING.**


**TECHNICAL SPECIFICATIONS**

- Made of matte white-painted aluminum
- Magnetic closure
- Filtration degree G4 (ref. EN 779/2012)

 **GRILLE DE REPRISE AVEC AILETTES FIXES INCLINÉES À 45° EN ALUMINIUM PEINT BLANC MAT AVEC FILTRE AMOVIBLE POUR FAUX PLAFOND.**

**CARACTÉRISTIQUES TECHNIQUES**

- Réalisée en aluminium peint blanc mat
- Fermeture par aimant
- Degré de filtration G4 (réf. EN 779/2012)

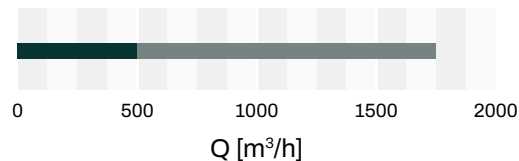
 **RÜCKLUFTGITTER MIT FESTEN 45° GENEIGTEN LAMELLEN AUS MATTWEISS LACKIERTEM ALUMINIUM MIT HERAUSNEHMBAREM FILTER FÜR ABGEHÄNGTE DECKE.**

**TECHNISCHE EIGENSCHAFTEN**

- Aus mattweiß lackiertem Aluminium gefertigt
- Magnetverschluss
- Filtrationsgrad G4 (Ref. EN 779/2012)

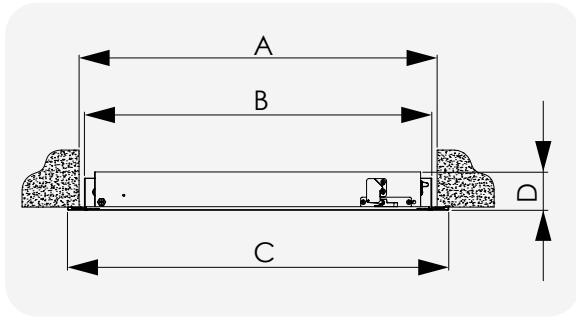


**RAPID AIR FLOW RATE SELECTION**



CODE	DESCRIPTION	EXTERNAL DIM.	BACK NECK DIM.	DEPTH	U.M.	Pieces per box
		[mm]	[mm]	[mm]		
PWC100118	RETURN GRILLE 595x595 WITH FIXED BLADES ANGLED AT 45° IN MATTE WHITE PAINTED ALUMINIUM WITH REMOVABLE FILTER FOR FALSE CEILING	595 x 595	545 x 545	55	PCS	1





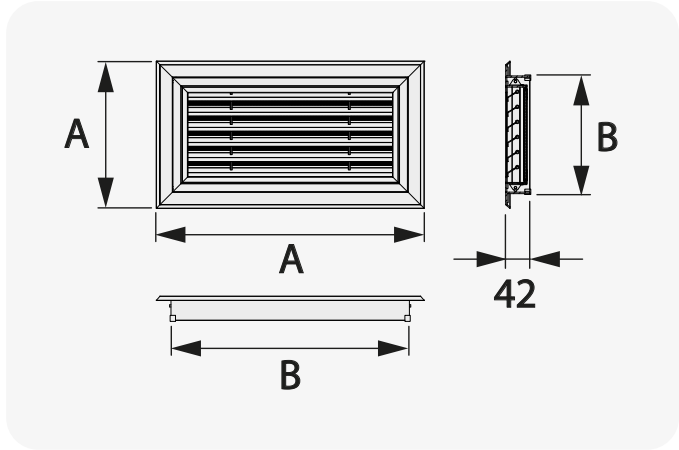
Models with clip fastening



CODE	Ak [m <sup>2</sup> ]	Q min [m <sup>3</sup> /h]	Q max [m <sup>3</sup> /h]	LwA max [db(A)]	Dpt min [Pa]	Dpt max [Pa]
PWC100119	0.1331	300	1010	31	10	50
PWC100120	0.1528	330	1160	32	10	50
PWC100121	0.194	430	1450	33	10	50
PWC100122	0.26	560	1950	34	10	50

CODE	DESCRIPTION	DIMENSIONS [mm]				U.M.	Pieces per box
		A	B	C	D		
PWC100119	RETURN GRILLE 700x300 WITH FIXED BLADES ANGLED AT 45° IN MATTE WHITE PAINTED ALUMINUM WITH REMOVABLE FILTER	700 x 300	685 x 285	735 x 335	55	PZ	1
PWC100120	RETURN GRILLE 800x300 WITH FIXED BLADES ANGLED AT 45° IN MATTE WHITE PAINTED ALUMINUM WITH REMOVABLE FILTER	800 x 300	785 x 285	835 x 335	55	PZ	1
PWC100121	RETURN GRILLE 1000x300 WITH FIXED BLADES ANGLED AT 45° IN MATTE WHITE PAINTED ALUMINUM WITH REMOVABLE FILTER	1000 x 300	985 x 285	1035 x 335	55	PZ	1
PWC100122	RETURN GRILLE 1000x400 WITH FIXED BLADES ANGLED AT 45° IN MATTE WHITE PAINTED ALUMINUM WITH REMOVABLE FILTER	1000 x 400	985 x 385	1035 x 435	55	PZ	1

 <p><b>RECOVERY GRID IN WHITE PVC</b></p> <p><b>TECHNICAL SPECIFICATIONS</b></p> <ul style="list-style-type: none"> <li>Made of white PVC</li> <li>Removable grid and filter</li> </ul>	 <p><b>GRILLE DE REPRISE EN PVC BLANC</b></p> <p><b>CARACTÉRISTIQUES TECHNIQUES</b></p> <ul style="list-style-type: none"> <li>Fabriqué en PVC blanc</li> <li>Grille et filtre amovible</li> </ul>	 <p><b>SCHUTZGITTER AUS WEISSEM PVC</b></p> <p><b>TECHNISCHE EIGENSCHAFTEN</b></p> <ul style="list-style-type: none"> <li>Aus weissem PVC</li> <li>Gitter und Filter abnehmbar</li> </ul>
--	---	--



CODE	DESCRIPTION	A	B	AIR FLOW RATE	U.M.	Pieces per box
		[mm]	[mm]	[mm]		
PWC200075	INTAKE GRILLE IN PVC WHITE 450*200	442x192	395x145	230	PCS	1
PWC200076	INTAKE GRILLE IN PVC WHITE 650*250	642x242	595x195	370	PCS	1
PWC200077	INTAKE GRILLE IN PVC WHITE 450*250	442x242	395x195	250	PCS	1
PWC200081	INTAKE GRILLE IN PVC WHITE 350*200	342x192	295x145	180	PCS	1
PWC200082	INTAKE GRILLE IN PVC WHITE 550*200	542x192	495x145	290	PCS	1
PWC200083	INTAKE GRILLE IN PVC WHITE 450*250	542x242	495x195	320	PCS	1





**INTAKE GRILLE IN WHITE PLASTIC ABS WITH REMOVABLE FILTER AND SUBFRAME FOR FALSE CEILING**

**TECHNICAL SPECIFICATIONS**

- Made of white ABS
- Equipped with mounting subframe
- Removable filter
- Filtration degree G2 (ref. EN 779/2012)



**GRILLE DE RÉCUPÉRATION EN PLASTIQUE ABS BLANC AVEC FILTRE AMOVIBLE ET CONTRE-CHÂSSIS POUR FAUX PLAFOND**

**CARACTÉRISTIQUES TECHNIQUES**

- Réalisée en ABS blanc
- Équipé d'un contre-châssis auxiliaire de montage
- Filtre amovible
- Degré de filtration G2 (réf. EN 779/2012)



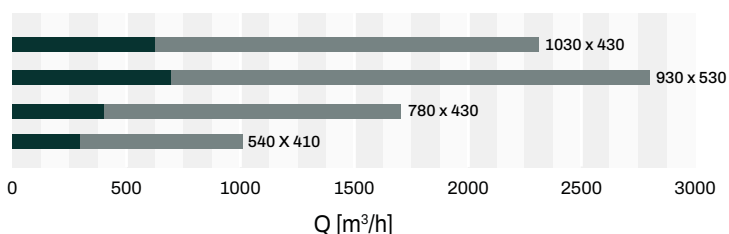
**ABLUF TGITTER AUS WEISSEM ABS-KUNSTSTOFF MIT ABNEHMBAREM FILTER UND GEGENRAHMEN FÜR ZWISCHENDECKE**

**TECHNISCHE EIGENSCHAFTEN**

- Aus weißem ABS gefertigt
- Mit Montagehilfsrahmen
- Abnehmbarer Filter
- Filtrationsgrad G2 (Ref. EN 779/2012)



**RAPID AIR FLOW RATE SELECTION**



CODE	DESCRIPTION	EXTERNAL DIM.	BACK NECK DIM.	DEPTH	U.M.	Pieces per box
		[mm]	[mm]	[mm]		
11176150	WHITE ABS RETURN GRILLE WITH FILTER AND SUBFRAME 540x410	565 x 435	510 x 380	40	PCS	1
11176160	WHITE ABS RETURN GRILLE WITH FILTER AND SUBFRAME 780x430	805 x 455	750 x 400	40	PCS	1
11176170	WHITE ABS RETURN GRILLE WITH FILTER AND SUBFRAME 930x530	955 x 555	900 x 500	40	PCS	1
11176180	WHITE ABS RETURN GRILLE WITH FILTER AND SUBFRAME 1030x430	1055 x 455	1000 x 400	40	PCS	1

**OPENABLE INTAKE GRILLE IN WHITE PLASTIC ABS WITH REMOVABLE FILTER AND INTEGRATED PLENUM FOR FALSE CEILING**

**TECHNICAL SPECIFICATIONS**

- Grille made of white ABS
- Removable filter made of pleated Nylon
- Fastening by means of clips
- Operating temperature: +5° to +48°
- Filtration degree G2 (ref. EN 779/2012)
- Insulated ABS plenum

**GRILLE DE RÉCUPÉRATION OUVRABLE EN PLASTIQUE ABS BLANC AVEC FILTRE AMOVIBLE ET PLÉNUM INTÉGRÉ POUR FAUX-PLAFOND**

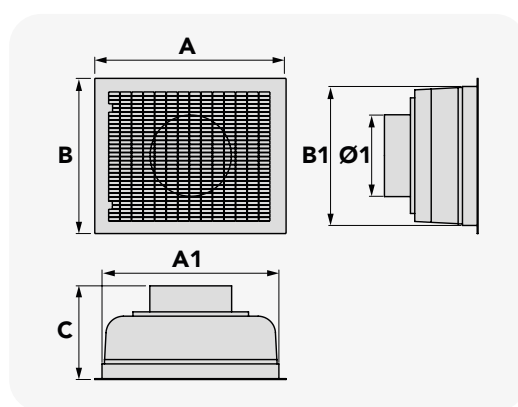
**CARACTÉRISTIQUES TECHNIQUES**

- Grille en ABS blanc
- Filtre amovible en nylon plissé
- Fixation au moyen de clips
- Température de fonctionnement: +5° à +48°
- Degré de filtration G2 (réf. EN 779/2012)
- Plénum isolé en ABS


**AUFKLAPPBARES ABLUFTGITTER AUS WEISSEM ABS-KUNSTSTOFF MIT ABNEHMBAREM FILTER UND INTEGRIERTEM PLENUM FÜR ZWISCHENDECKE**

**TECHNISCHE EIGENSCHAFTEN**

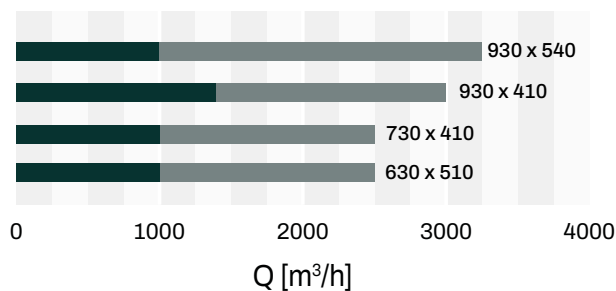
- Gitter aus weißem ABS
- Abnehmbarer Filter aus gefaltetem Nylon
- Befestigung mittels Clips
- Betriebstemperatur: Von +5° bis +48°
- Filtrationsgrad G2 (Ref. EN 779/2012)
- Isoliertes ABS-Plenum



Filtration degree G2



**RAPID AIR FLOW RATE SELECTION**



CODE	DESCRIPTION	EXTERNAL FRAME DIM.	INSTAL. HOLE DIM.	BACK NECK DIM.		TOT. HEIGHT	UPP. COLLAR COUPLING	U.M.	Pieces per box
		AxB [mm]	Ø [mm]	A1 [mm]	B1 [mm]	C [mm]	Ø1 [mm]		
PWC100001	WHITE ABS RETURN GRILLE WITH REMOVABLE FILTER AND INTEGRATED PLENUM 630x510	660 x 540	630 x 510	610	480	310	1 x 350	PCS	1
PWC100002	WHITE ABS RETURN GRILLE WITH REMOVABLE FILTER AND INTEGRATED PLENUM 730x410	760 x 440	730 x 410	710	390	310	1 oval x 350	PCS	1
PWC100003	WHITE ABS RETURN GRILLE WITH REMOVABLE FILTER AND INTEGRATED PLENUM 930x410	960 x 440	930 x 410	910	390	310	2 x 350	PCS	1
PWC100004	WHITE ABS RETURN GRILLE WITH REMOVABLE FILTER AND INTEGRATED PLENUM 930x540	965 x 565	930 x 540	910	510	310	2 x 350	PCS	1



**OPENABLE INTAKE GRILLE  
IN WHITE PLASTIC ABS WITH  
REMOVABLE FILTER FOR  
FALSE CEILING**

**TECHNICAL SPECIFICATIONS**

- Grille made of white ABS
- Removable filter made of pleated Nylon
- Fastening by means of clips
- Operating temperature: +5° to +48°
- Filtration degree G2 (ref. EN 779/2012)



**GRILLE DE RÉCUPÉRATION  
OUVRABLE EN PLASTIQUE  
ABS AVEC FILTRE AMOVIBLE  
POUR FAUX-PLAFOND**

**CARACTÉRISTIQUES TECHNIQUES**

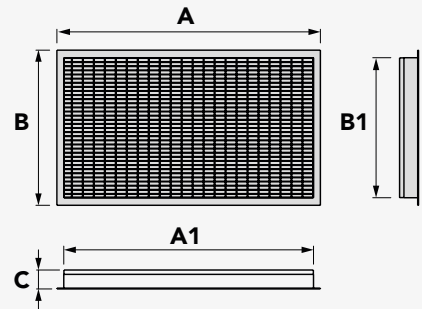

- Grille en ABS blanc
- Filtre amovible en nylon plissé
- Fixation au moyen de clips
- Température de fonctionnement: +5° à +48°
- Degré de filtration G2 (réf. EN 779/2012)



**AUFLAPPBARES  
ABLUFTGITTER AUS WEISSEM  
ABS-KUNSTSTOFF MIT  
ABNEHMBAREM FILTER UND  
FÜR ZWISCHENDECKE**

**TECHNISCHE EIGENSCHAFTEN**

- Gitter aus weißem ABS
- Abnehmbarer Filter aus gefaltetem Nylon
- Befestigung mittels Clips
- Betriebstemperatur: Von +5° bis +48°
- Filtrationsgrad G2 (Ref. EN 779/2012)



Filtration degree G2

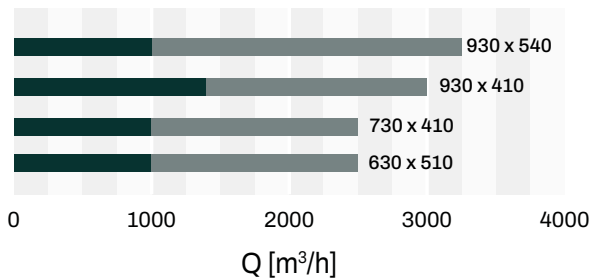
**OVERHEAD OPENING WITH CLIPS**



**OPENING WITH CLIPS**



**RAPID AIR FLOW RATE SELECTION**



Datasheet



CODE	DESCRIPTION	EXTERNAL FRAME DIM.	INSTAL. HOLE DIM.	BACK NECK DIM.		UPP. COLLAR COUPLING	U.M.	Pieces per box
		AxB [mm]	Ø [mm]	A1 [mm]	B1 [mm]	Ø1 [mm]		
PWC100005	WHITE ABS OPENING GRILLE WITH REMOVABLE FILTER - 630 x 510	660 x 540	630 x 510	610	490	60	PCS	1
PWC100006	WHITE ABS OPENING GRILLE WITH REMOVABLE FILTER - 730 x 410	760 x 440	730 x 410	710	390	60	PCS	1
PWC100007	WHITE ABS OPENING GRILLE WITH REMOVABLE FILTER - 930 x 410	960 x 440	930 x 410	910	390	60	PCS	1
PWC100008	WHITE ABS OPENING GRILLE WITH REMOVABLE FILTER - 930 X 540	965 x 565	930 x 540	910	510	60	PCS	1

**RETURN PLENUM FOR CUSTOM-MADE PIPES IN PAL**

**TECHNICAL SPECIFICATIONS**

- PAL (80 µm embossed, lacquered aluminium foil + 20 mm pir insulation)
- Panel thickness: 20mm
- Thermal insulation, waterproof
- Mounting collar: included

**PLÉNUM DE SORTIE SUR MESURE EN PAL POUR GAINABLE**

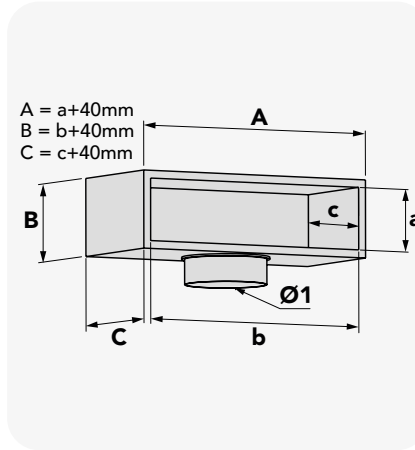
**CARACTÉRISTIQUES TECHNIQUES**

- PAL (tôles aluminium 80 µm gaufrées et laquées + isolation pir 20 mm)
- Épaisseur du panneau : 20 mm
- Isolation thermique, imperméable
- Collier de greffe : inclus

**MASSGESCHNEIDERTES RÜCKGEWINNUNGS-PLENUM FÜR PAL KANALSYSTEME**

**TECHNISCHE EIGENSCHAFTEN**

- PAL (80 µm geprägte und lackierte Aluminiumfolie + 20 mm Pir-Dämmung)
- Plattenstärke: 20 mm
- Wärmedämmend, wasserdicht
- Steckschelle: Im Lieferumfang enthalten



**THEY MATCH WITH RETURN GRILLES WITH PLENUM**

- PWC100005
- PWC100006
- PWC100007
- PWC100008
- SEE PAGE 38

Datasheet



CODE	MOD.	DESCRIPTION	INTERNAL HEIGHT	INTERNAL WIDTH	INTERNAL DEPTH	NECK COUPLING	U.M.	Pieces per box
			A [mm]	B [mm]	C [mm]	N°xØ [mm]		
PWD100011	MOD. 1/L	PLENUMS IN PAL FOR DUCTED UNITS - MOD. 1/L	ON REQUEST UPTO 300	ON REQUEST UPTO 1000	600	1 x 350	PCS	1

**CIRCULAR MULTIJET DIFFUSER IN WHITE ABS PLASTIC WITH QUICK FIXING WITH DAMPER AND INTEGRATED COLLAR**

**TECHNICAL SPECIFICATIONS**

- Made of white ABS
- Operating temperature -15°C to + 48°C
- Prevents condensation phenomena

**DIFFUSEUR CIRCULAIRE MULTIJET EN PLASTIQUE ABS BLANC À FIXATION RAPIDE AVEC REGISTRE ET COLLIER INTÉGRÉ**

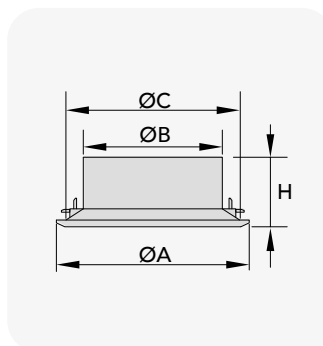

**CARACTÉRISTIQUES TECHNIQUES**

- Réalisé en ABS blanc
- Température de fonctionnement de -15°C à + 48°C
- Préviend les phénomènes de condensation

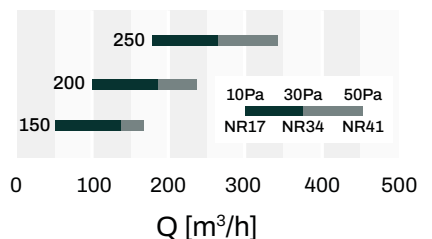
**KREISFÖRMIGER MULTIJET-LUFTDURCHLASS AUS WEISSEM ABS-KUNSTSTOFF MIT SCHNELLBEFESTIGUNG MIT KLASPE UND INTEGRIERTER SCHELLE**

**TECHNISCHE EIGENSCHAFTEN**

- Aus weißem ABS gefertigt
- Betriebstemperatur von -15°C bis +48°C
- Verhindert Kondensatbildung



**RAPID AIR FLOW RATE SELECTION**



CODE	DESCRIPTION	EXTERNAL DIM.	COLLAR	REAR COUPLING	DEPTH	U.M.	Pieces per box
		ØA [mm]	ØB [mm]	ØC [mm]	ØH [mm]		
11176000	MULTIJET ROUND DIFFUSER IN WHITE ABS PLASTIC, QUICK FIT WITH BUILT-IN DAMPER 150	244	150	200	100	PCS	1
11176010	MULTIJET ROUND DIFFUSER IN WHITE ABS PLASTIC, QUICK FIT WITH BUILT-IN DAMPER 200	294	200	250	100	PCS	1
11176020	MULTIJET ROUND DIFFUSER IN WHITE ABS PLASTIC, QUICK FIT WITH BUILT-IN DAMPER 250	362	250	320	100	PCS	1

Datasheet



**CIRCULAR MULTI-CONE  
ADJUSTABLE DIFFUSER IN  
WHITE PLASTIC ABS WITH  
QUICK COUPLING**

**TECHNICAL SPECIFICATIONS**

- Made of white ABS
- Operating temperature: -15°C to + 48°C
- Prevents condensation phenomena

**DIFFUSEUR CIRCULAIRE  
RÉGLABLE À CÔNES  
MULTIPLES EN PLASTIQUE  
ABS BLANC À FIXATION  
RAPIDE**

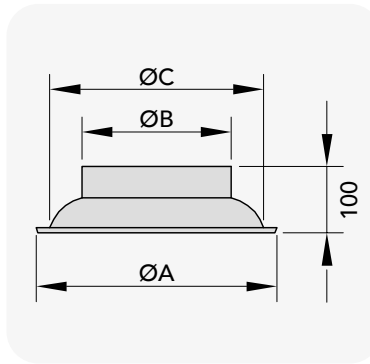
**CARACTÉRISTIQUES TECHNIQUES**

- Réalisé en ABS blanc
- Température de fonctionnement : -15°C à + 48°C
- Prévient les phénomènes de condensation

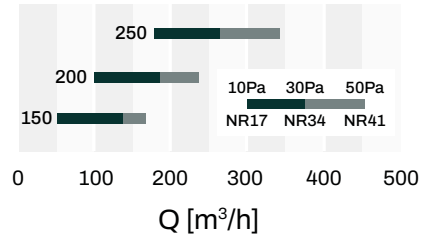
**VERSTELLBARER MEHRKEGEL-  
RUNDIFFUSOR AUS WEISSEM  
ABS-KUNSTSTOFF MIT  
SCHNELLBEFESTIGUNG**

**TECHNISCHE EIGENSCHAFTEN**

- Aus weißem ABS gefertigt
- Betriebstemperatur: Von -15°C bis + 48°C
- Verhindert Kondensatbildung



**RAPID AIR FLOW RATE  
SELECTION**



CODE	DESCRIPTION	EXTERNAL	COLLAR	REAR COUPLING	U.M.	Pieces per box
		ØA [mm]	ØB [mm]	ØC [mm]		
11176030	ADJUSTABLE, QUICK FIT, MULTI-CONE ROUND DIFFUSER IN WHITE ABS PLASTIC Ø 150mm	244	150	200	PCS	1
11176040	ADJUSTABLE, QUICK FIT, MULTI-CONE ROUND DIFFUSER IN WHITE ABS PLASTIC Ø 200mm	294	200	250	PCS	1
11176050	ADJUSTABLE, QUICK FIT, MULTI-CONE ROUND DIFFUSER IN WHITE ABS PLASTIC Ø 250mm	362	250	320	PCS	1

**Datasheet**



**ADJUSTABLE SINGLE CONE  
CIRCULAR DIFFUSER IN  
WHITE ABS PLASTIC WITH  
INTEGRATED COLLAR QUICK  
COUPLING**

**TECHNICAL SPECIFICATIONS**

- Made of white ABS
- Operating temperature: -15°C to + 48°C
- Prevents condensation phenomena

**DIFFUSEUR CIRCULAIRE  
À UN CÔNE RÉGLABLE EN  
PLASTIQUE ABS BLANC  
À FIXATION RAPIDE AVEC  
COLLIER INTÉGRÉ**

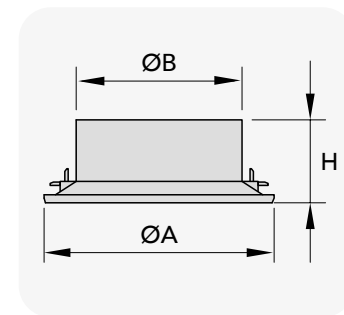

**CARACTÉRISTIQUES TECHNIQUES**

- Réalisé en ABS blanc
- Température de fonctionnement : -15°C à + 48°C
- Prévient les phénomènes de condensation

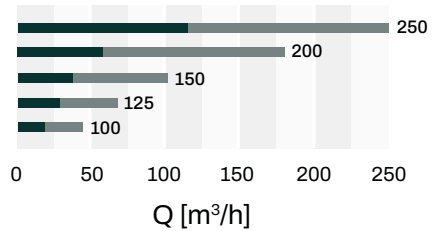
**VERSTELLBARER EINKEGEL-  
RUNDIFFUSOR AUS  
WEISSEM ABS-KUNSTSTOFF  
MIT INTEGRIERTER SCHELLE**

**TECHNISCHE EIGENSCHAFTEN**

- Aus weißem ABS gefertigt
- Betriebstemperatur: Von -15°C bis + 48°C
- Verhindert Kondensatbildung



**RAPID AIR FLOW RATE  
SELECTION**



CODE	DESCRIPTION	EXTERNAL	COLLAR	DEPTH	U.M.	Pieces per box
		ØA [mm]	ØB [mm]	H [mm]		
11176060	SINGLE CONE, ADJUSTABLE, CIRCULAR DIFFUSER IN ABS - QUICK FIT Ø 100mm	180	100	90	PCS	1
11176070	SINGLE CONE, ADJUSTABLE, CIRCULAR DIFFUSER IN ABS - QUICK FIT Ø 125mm	220	125	105	PCS	1
11176080	SINGLE CONE, ADJUSTABLE, CIRCULAR DIFFUSER IN ABS - QUICK FIT Ø 150mm	265	150	111,5	PCS	1
11176090	SINGLE CONE, ADJUSTABLE, CIRCULAR DIFFUSER IN ABS - QUICK FIT Ø 200mm	316	200	113	PCS	1
11176100	SINGLE CONE, ADJUSTABLE, CIRCULAR DIFFUSER IN ABS - QUICK FIT Ø 250mm	366	250	118	PCS	1

**Datasheet**



**UNITED KINGDOM** CIRCULAR DIFFUSER WITH FIXED CONES IN WHITE PAINTED ALUMINIUM WITH BUTTERFLY SHUTTER AND COLLAR

**TECHNICAL SPECIFICATIONS**

- Made in white painted aluminium
- Equipped with damper and collar
- Fixed cones

**FRANCE** DIFFUSEUR CIRCULAIRE À CÔNES FIXES EN ALUMINIUM PEINT BLANC AVEC VANNE PAPILLON ET COLLIER


**CARACTÉRISTIQUES TECHNIQUES**

- Réalisé en aluminium peint en blanc
- Équipé d'un registre et d'un collier
- À cônes fixes

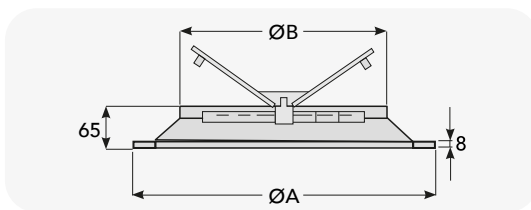
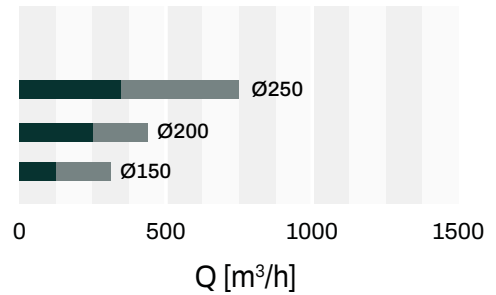
**GERMANY** KREISFÖRMIGER LUFTDURCHLASS MIT FESTSTEHENDEN KEGELN AUS WEISS LACKIERTEM ALUMINIUM MIT SPERRKLAPPE UND SCHELLE

**TECHNISCHE EIGENSCHAFTEN**

- Gefertigt aus weiß lackiertem Aluminium
- Mit Klappe und Schellen
- Mit festen Kegeln



**RAPID AIR FLOW RATE SELECTION**



CODE	EXTERNAL	COLLAR	U.M.	Pieces per box
	Ø A [mm]	Ø B [mm]		
W11161760	260	150	PCS	1
W11161770	310	200	PCS	1
W11161780	360	250	PCS	1



**UNITED KINGDOM** CIRCULAR VORTEX DIFFUSER WITH FIXED BLADES

**TECHNICAL SPECIFICATIONS**

- Made of aluminium
- Painting white
- With fixed blades
- Installation height 2.5 - 10 m
- Adjustable air flow

**FRANCE** DIFFUSEUR CIRCULAIRE EN TOURBILLON AVEC AUBES FIXES

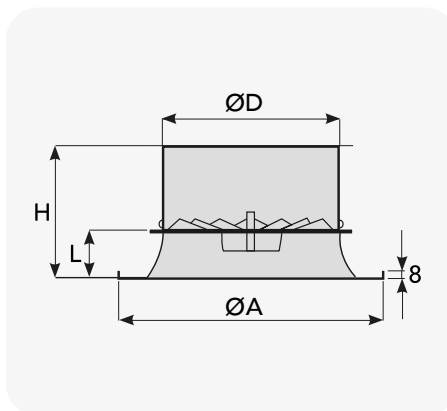
**CARACTÉRISTIQUES TECHNIQUES**

- Fabriqué en aluminium
- Peinture blanche
- Avec lames fixes
- Hauteur d'installation 2,5 - 10 m
- Débit d'air réglable

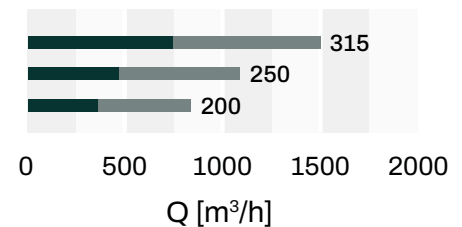
**GERMANY** KREISFÖRMIGER WIRBELDIFFUSOR MIT FESTEN SCHAUFELN

**TECHNISCHE EIGENSCHAFTEN**

- Aus Aluminium
- Lackierung weiß
- Mit festen Schaufeln
- Einbauhöhe 2,5 - 10 m
- Einstellbarer Luftdurchsatz



**RAPID AIR FLOW RATE SELECTION**



CODE	DESCRIPTION	ØD	ØA	H	L	U.M.	Pieces per box
		[mm]	[mm]	[mm]	[mm]		
PWC200022	ROUND SWIRL DIFFUSER WITH FIXED BLADES Ø 200	200	300	125	57	PCS	1
PWC200023	ROUND SWIRL DIFFUSER WITH FIXED BLADES Ø 250	250	360	110	50	PCS	1
PWC200024	ROUND SWIRL DIFFUSER WITH FIXED BLADES Ø 215	315	465	122	67	PCS	1





**ADJUSTABLE LONG-RANGE  
DIFFUSER IN ANODISED  
ALUMINIUM**

**TECHNICAL SPECIFICATIONS**

- Made of aluminium
- Fastening by means of screws directly on the circular channel
- Anodised aluminium finish
- ☒ Installation height 2.4 - 11.5 m



**DIFFUSEUR LONGUE PORTÉE  
RÉGLABLE EN ALUMINIUM  
ANODISÉ**

**CARACTÉRISTIQUES TECHNIQUES**

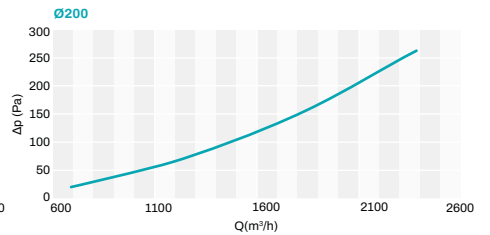
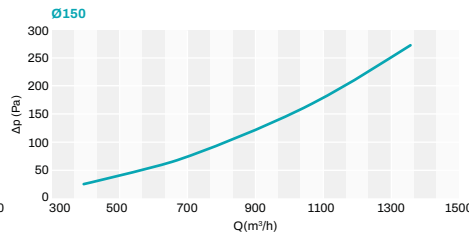
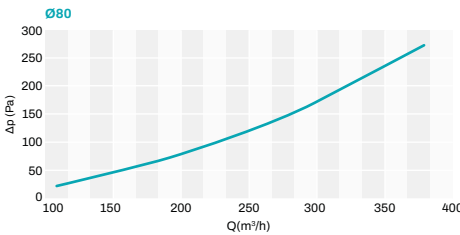
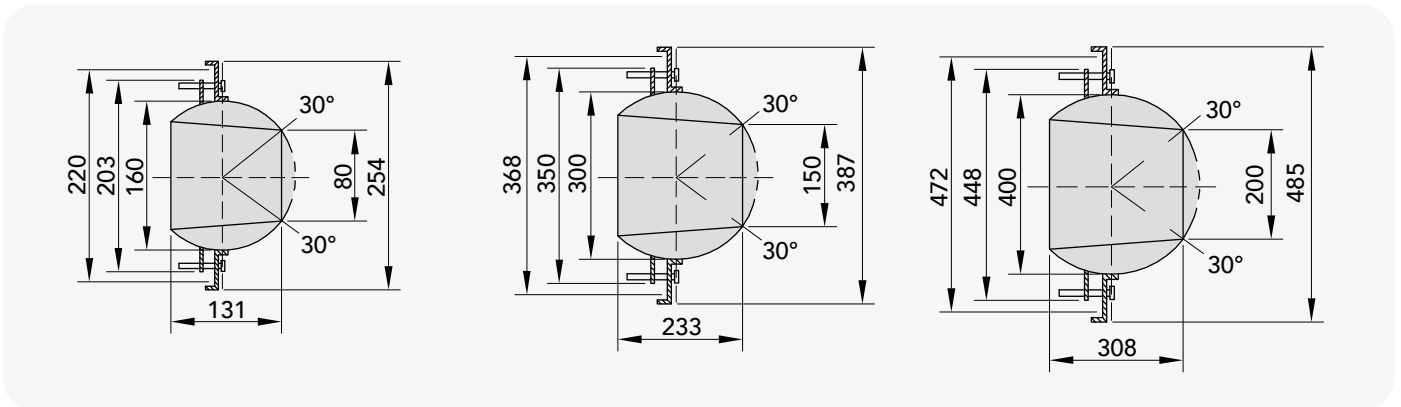
- Fabriqué en aluminium
- Fixation par vis directement sur le canal circulaire
- Finition en aluminium anodisé
- Hauteur d'installation 2,4 - 11,5 m



**VERSTELLBARER  
LUFTDURCHLASS MIT  
GROSSER REICHWEITE AUS  
ELOXIERTEM ALUMINIUM**

**TECHNISCHE EIGENSCHAFTEN**

- Aus Aluminium
- Befestigung mit Schrauben direkt am runden Kanal
- Eloxierte Aluminium-Oberfläche
- Einbauhöhe 2,4 - 11,5 m



Available on request

CODE	DESCRIPTION	U.M.	Pieces per box
11175020	ADJUSTABLE, LONG THROW DIFFUSER IN ANODISED ALUMINIUM Ø 80mm	PCS	1
11175025	ADJUSTABLE, LONG THROW DIFFUSER IN ANODISED ALUMINIUM Ø 150mm	PCS	1
11175030	ADJUSTABLE, LONG THROW DIFFUSER IN ANODISED ALUMINIUM Ø 200mm	PCS	1

Datasheet



 **ADJUSTABLE VENTILATION VALVE FOR AIR FLOW IN WHITE PAINTED METAL**

**TECHNICAL SPECIFICATIONS**

- Made of metal
- Painting white
- Devices include inner perimeter gasket and fastening collar
- Fastening by means of hidden screws on mounting collar

 **VANNE DE VENTILATION RÉGLABLE D'ADMISSION DE L'AIR EN MÉTAL PEINT BLANC**

**CARACTÉRISTIQUES TECHNIQUES**

- Fabriqué en métal
- Peinture blanche
- Dispositifs complets avec joint de périmètre interne et collier de fixation
- Fixation au moyen de vis cachées sur le collier de montage

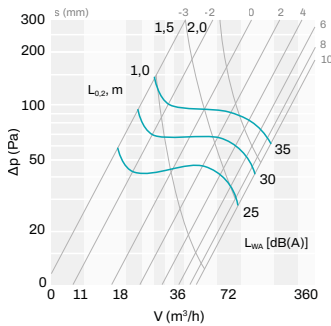
 **EINSTELLBARES BELÜFTUNGSVENTIL AUS WEISS LACKIERTEM METALL**

**TECHNISCHE EIGENSCHAFTEN**

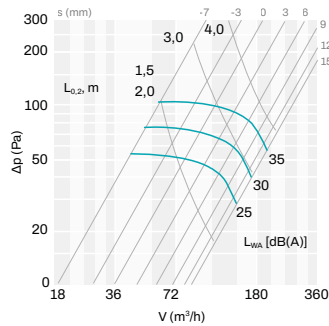
- Aus Metall
- Lackierung weiß
- Geräte komplett mit innerer Umfangsdichtung und Befestigungsschelle
- Befestigung mittels verdeckter Schrauben an Montageschelle



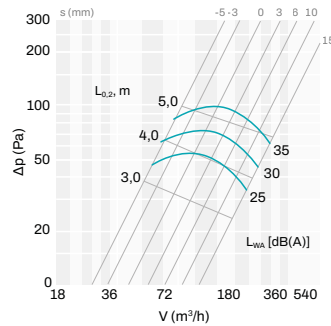
**MOD. Ø100**



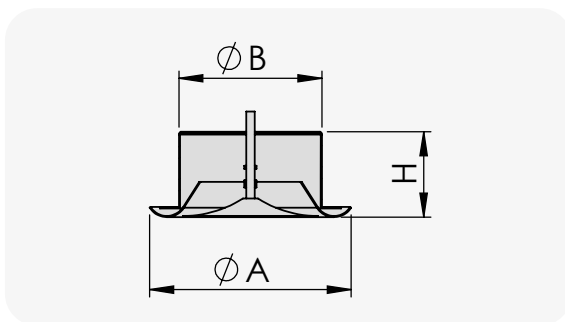
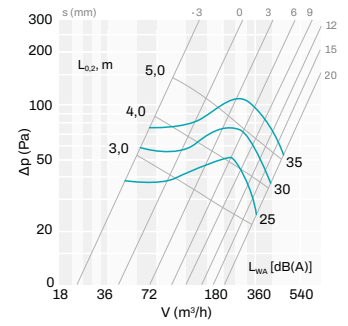
**MOD. Ø125**



**MOD. Ø150**



**MOD. Ø200**



DIMENSIONS [mm]			
MOD.	Ø A	Ø B	H
Ø 100	138	97,5	40
Ø 125	164	122,5	46
Ø 150	202	147,5	50
Ø 200	248	197,5	63

CODE	DESCRIPTION	AIR FLOW RATE	U.M.	 Pieces per box
		[m³/h]		
11175060	ADJUSTABLE, VENTILATION VALVE IN WHITE POWDER PAINT FINISHED METAL FOR AIR SUPPLY Ø 100mm	40	PCS	1
11175061	ADJUSTABLE, VENTILATION VALVE IN WHITE POWDER PAINT FINISHED METAL FOR AIR SUPPLY Ø 125mm	80	PCS	1
11175062	ADJUSTABLE, VENTILATION VALVE IN WHITE POWDER PAINT FINISHED METAL FOR AIR SUPPLY Ø 150mm	100	PCS	1
11175064	ADJUSTABLE, VENTILATION VALVE IN WHITE POWDER PAINT FINISHED METAL FOR AIR SUPPLY Ø 200mm	120	PCS	1

**Datasheet**





## ADJUSTABLE AIR RETURN VENTILATION VALVE IN WHITE PAINTED METAL

### TECHNICAL SPECIFICATIONS

- Made of metal
- Painting white
- Includes internal perimeter gasket and fastening collar
- Fastening by means of hidden screws on mounting collar



## VANNE DE VENTILATION RÉGLABLE DE REPRISE DE L'AIR EN MÉTAL PEINT BLANC

### CARACTÉRISTIQUES TECHNIQUES

- Fabriqué en métal
- Peinture blanche
- Livré avec joint de périmètre interne et collier de fixation
- Fixation au moyen de vis cachées sur le collier de montage



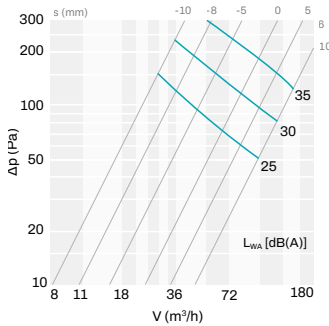
## EINSTELLBARES BELÜFTUNGSVENTIL FÜR DEN LUFTEINLASS AUS WEISS LACKIERTEM METALL

### TECHNISCHE EIGENSCHAFTEN

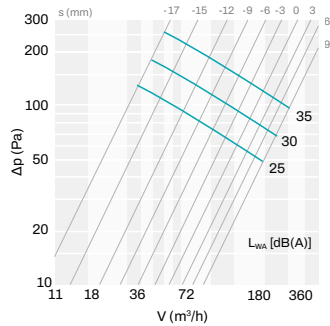
- Aus Metall
- Lackierung weiß
- Komplett mit innerer Umfangsdichtung und Befestigungsschelle
- Befestigung mittels verdeckter Schrauben an Montageschelle



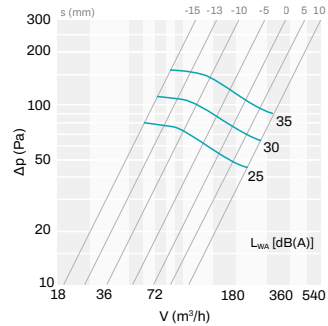
MOD. Ø100



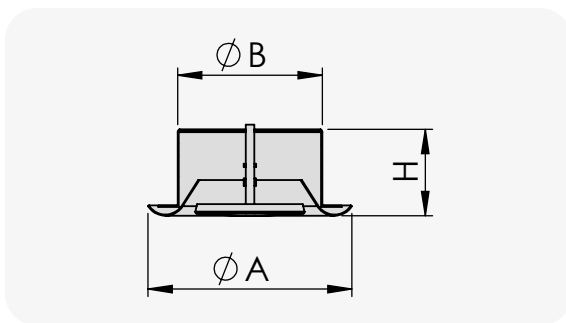
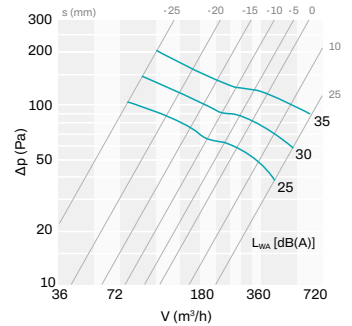
MOD. Ø125



MOD. Ø150



MOD. Ø200



### DIMENSIONS [mm]

MOD.	Ø A	Ø B	H
Ø 100	138	97,5	40
Ø 125	164	122,5	46
Ø 150	202	147,5	50
Ø 200	248	197,5	63

CODE	DESCRIPTION	U.M.	Pieces per box
11175150	ADJUSTABLE METAL VENTILATION VALVE WITH WHITE FINISH FOR AIR EXTRACTION Ø 100mm	PCS	1
11175155	ADJUSTABLE METAL VENTILATION VALVE WITH WHITE FINISH FOR AIR EXTRACTION Ø 125mm	PCS	1
11175160	ADJUSTABLE METAL VENTILATION VALVE WITH WHITE FINISH FOR AIR EXTRACTION Ø 150mm	PCS	1
11175165	ADJUSTABLE METAL VENTILATION VALVE WITH WHITE FINISH FOR AIR EXTRACTION Ø 200mm	PCS	1

Datasheet





## CIRCULAR DIFFUSERS AND VENTILATION VALVES

### TECHNICAL SPECIFICATIONS

- Made of ABS plastic
- Available in white and black
- Aerodynamic design, for wall-mounted and ceiling applications
- Adjustable and directional air flows
- Easy to install and maintain



## DIFFUSEURS ET VANNES DE VENTILATION CIRCULAIRES

### CARACTÉRISTIQUES TECHNIQUES

- Fabriqué en plastique ABS
- Disponible en blanc et noir
- Design aérodynamique, pour applications murales et au plafond
- Flux d'air réglables et orientables
- Facile à installer et à entretenir

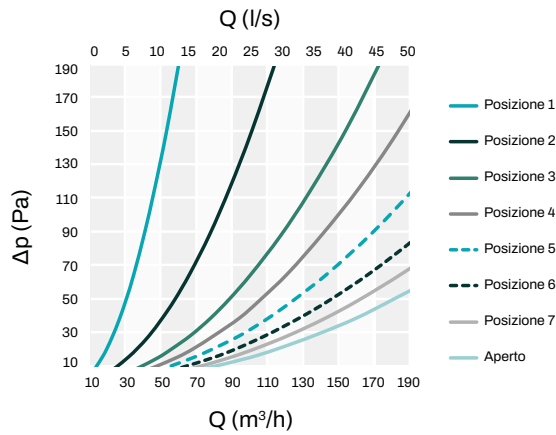


## RUNDE DIFFUSOREN UND LÜFTUNGSVENTILE

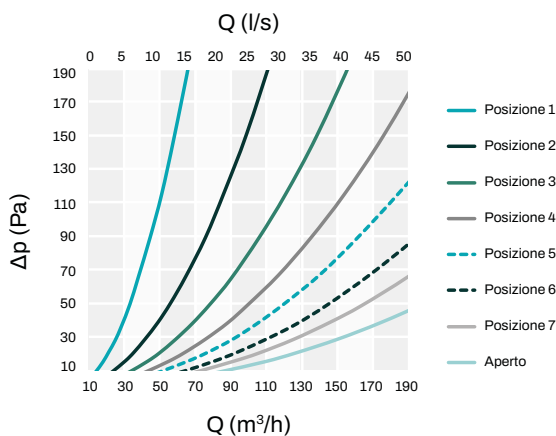
### TECHNISCHE EIGENSCHAFTEN

- Aus Kunststoff gefertigt
- Erhältlich in Weiß und Schwarz
- Aerodynamisches Design, für Wand- und Deckenmontage
- Einstellbare und lenkbare Luftströme
- Einfach zu installieren und zu warten

### Air supply

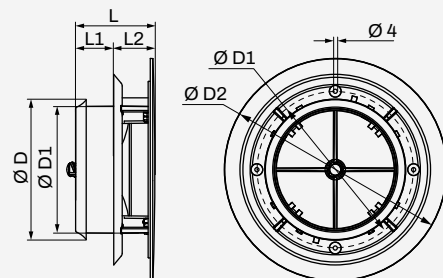


### Air extraction



### DIMENSIONS [mm]

A	$\varnothing D$	$\varnothing D1$	$\varnothing D2$	L	L1	L2
210	125	120	210	74	36	38,8



CODE	DESCRIPTION	U.M.	Pieces per box
PWC500101	ADJUSTABLE SUPPLY/RETURN VENTILATION VALVE $\varnothing 125$ WHITE PLASTIC	PZ	1
PWC500102	ADJUSTABLE SUPPLY/RETURN VENTILATION VALVE $\varnothing 125$ BLACK PLASTIC	PZ	1

### Datasheet





## ADJUSTABLE ABS PLASTIC AIR DELIVERY/RETURN VENTILATION VALVE WHITE

### TECHNICAL SPECIFICATIONS

- Made of white ABS
- Prevents condensation phenomena
- Operating temperature - 40°C to +40°C
- Suitable for delivery and intake
- Fastening by means of hidden screws on mounting collar



## VANNE DE VENTILATION RÉGLABLE D'ADMISSION/REPRISE DE L'AIR EN PLASTIQUE ABS BLANC

### CARACTÉRISTIQUES TECHNIQUES

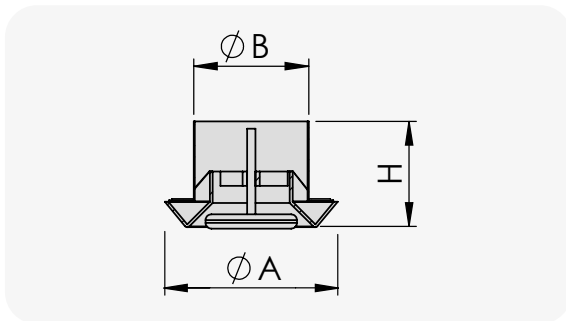
- Réalisé en ABS blanc
- Préviens les phénomènes de condensation
- Température de fonctionnement - 40°C à +40°C
- Convient pour la livraison et la récupération
- Fixation au moyen de vis cachées sur le collier de montage



## EINSTELLBARES BELÜFTUNGS- UND ABLUFTVENTIL AUS WEISSEM ABS-KUNSTSTOFF

### TECHNISCHE EIGENSCHAFTEN

- Aus weißem ABS gefertigt
- Verhindert Kondensatbildung
- Betriebstemperatur - 40°C bis +40°C
- Geeignet für Zufuhr und die Ableitung
- Befestigung mittels verdeckter Schrauben an Montageschelle



DIMENSIONS [mm]			
MOD.	Ø A	Ø B	H
Ø 80	130	76	75
Ø 100	140	96	75
Ø 125	175	120	75
Ø 150	200	145	75
Ø 200	250	195	75

CODE	DESCRIPTION	AIR FLOW RATE	U.M.	Pieces per box
		[m³/h]		
11161319	ADJUSTABLE VENTILATION VALVES IN ABS PLASTIC, WHITE, FOR AIR EXTRACTION Ø 80mm	31	PCS	1
11161320	ADJUSTABLE VENTILATION VALVES IN ABS PLASTIC, WHITE, FOR AIR EXTRACTION Ø 100mm	47	PCS	1
11161321	ADJUSTABLE VENTILATION VALVES IN ABS PLASTIC, WHITE, FOR AIR EXTRACTION Ø 125mm	72	PCS	1
11161322	ADJUSTABLE VENTILATION VALVES IN ABS PLASTIC, WHITE, FOR AIR EXTRACTION Ø 150mm	102	PCS	1
11161323	ADJUSTABLE VENTILATION VALVES IN ABS PLASTIC, WHITE, FOR AIR EXTRACTION Ø 200mm	180	PCS	1

Datasheet



## ROUND WHITE INTAKE GRILLE

### TECHNICAL SPECIFICATIONS

- Made in white painted aluminium
- Operating temperature -40°C to +40°C
- Mounted using flat-head screws



## GRILLE DE RÉCUPÉRATION RONDE BLANCHE

### CARACTÉRISTIQUES TECHNIQUES

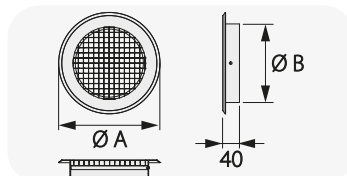
- Réalisé en aluminium peint en blanc
- Température de fonctionnement de -40°C à +40°C
- Montage à l'aide de vis rétractables



## RUNDES WEISSES ABLUFTGITTER

### TECHNISCHE EIGENSCHAFTEN

- Gefertigt aus weiß lackiertem Aluminium
- Betriebstemperatur von -40°C bis +40°C
- Montage mit versenkten Schrauben




CODE	DESCRIPTION	Ø A	Ø B	AIR FLOW RATE	U.M.	Pieces per box
		[mm]	[mm]	[m³/h]		
PWC200072	ROUND INTAKE GRILLE Ø95 WHITE	150	95	47	PCS	1
PWC200073	ROUND INTAKE GRILLE Ø120 WHITE	175	120	72	PCS	1
PWC200074	ROUND INTAKE GRILLE Ø145 WHITE	200	145	102	PCS	1

Datasheet




# DQAP

 **SQUARE DIFFUSER, 1-3-4 WAY, IN WHITE PAINTED ALUMINIUM, COMPLETE WITH DAMPER AND LOWERED PLENUM.**


### TECHNICAL SPECIFICATIONS

- Diffuser in white painted aluminium
- Plenum box made of galvanised metal sheet
- Outer closed cell polyethylene coating (thickness 3 mm)
- Suitable for air delivery and intake
- High operating efficiency
- Lowered plenum with damper and hole for ceiling mounting

 **DIFFUSEUR CARRÉ, 1-3-4 VOIES, EN ALUMINIUM PEINT BLANC, COMPLET AVEC REGISTRE ET PLÉNUM ABAISSÉ.**

### CARACTÉRISTIQUES TECHNIQUES

- Diffuseur en aluminium peint en blanc
- Plénum en tôle galvanisée
- Revêtement extérieur en polyéthylène à cellules fermées (épaisseur 3 mm)
- Convient pour l'admission d'air et l'admission
- Efficacité opérationnelle élevée
- Plénum abaissé avec registre et trou pour montage au plafond

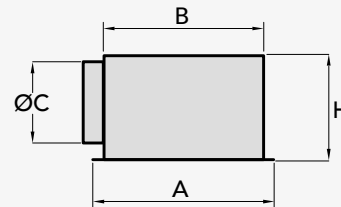
 **QUADRATISCHER DIFFUSOR, 1-3-4 WEGE, AUS WEISS LACKIERTEM ALUMINIUM, KOMPLETT MIT KLAPPE UND ABGESENKTEM PLENUM.**

### TECHNISCHE EIGENSCHAFTEN

- Diffusor aus weiß lackiertem Aluminium
- Plenum aus verzinktem Blech
- Außenbeschichtung aus Polyethylen mit geschlossenen Zellen (Stärke 3 mm)
- Geeignet für Luftzufuhr und -ableitung
- Hohe Funktionseffizienz
- Niedriges Plenum mit Klappe und Bohrung zur Deckenmontage



Removable central part



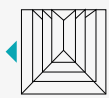
Datasheet



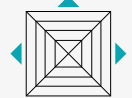
1 way



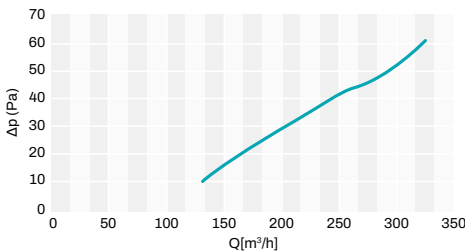
3 ways



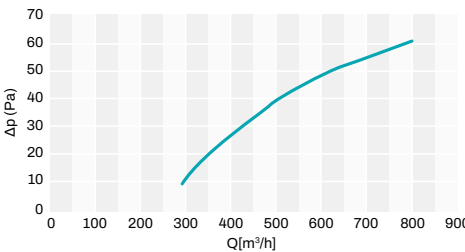
4 ways



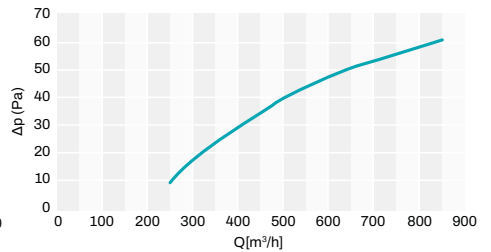
SIDE COLLAR DN. 100 mm (DIFF. 295 x 295 mm)



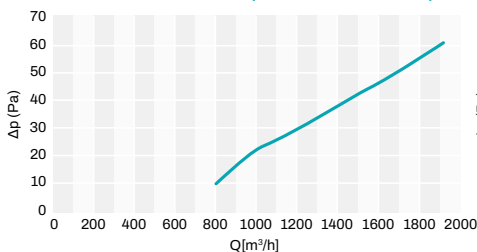
SIDE COLLAR DN. 150 mm (DIFF. 370 x 370 mm)



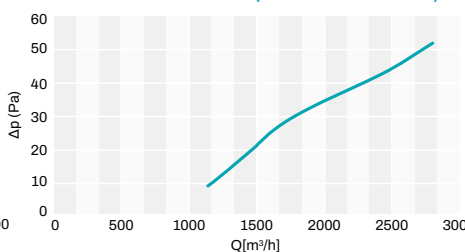
SIDE COLLAR DN. 200 mm (DIFF. 445 x 445 mm)



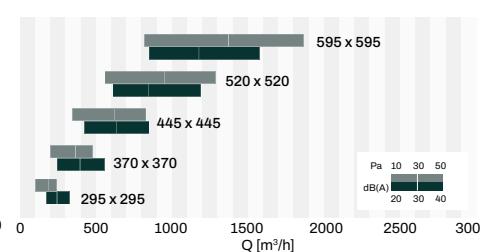
SIDE COLLAR DN. 200 mm (DIFF. 520 x 520 mm)




SIDE COLLAR DN. 250 mm (DIFF. 595 x 595 mm)



RAPID AIR FLOW RATE SELECTION



1 WAY	3 WAYS	4 WAYS	EXT. FRAME DIM.	PLENUM WIDTH	PLENUM COLLAR	PLENUM HEIGHT	U.M.	 Pieces per box
CODE	CODE	CODE	A [mm]	B [mm]	Ø C [mm]	H [mm]		
-	PWD400212	PWD400217	370 x 370	310 x 310	250		PZ	1
PWD400203	PWD400213	PWD400218	595 x 595	560 x 560	280		PZ	1
-	PWD400214	PWD400219	295 x 295	235 x 235	250		PZ	1
-	-	PWD400220	370 x 370	310 x 310	250		PZ	1
PWD400206	-	PWD400221	445 x 445	385 x 385	250		PZ	1

**🇬🇧 SQUARE DIFFUSER 1 - 2 - 3 - 4-WAY IN WHITE PAINTED ALUMINIUM**

**TECHNICAL SPECIFICATIONS**

- Made in white painted aluminium
- Suitable for air delivery and intake
- High operating efficiency

**🇫🇷 DIFFUSEUR CARRÉ 1 - 2 - 3 - 4 VOIES EN ALUMINIUM PEINT BLANC**

**CARACTÉRISTIQUES TECHNIQUES**

- Réalisé en aluminium peint en blanc
- Convient pour l'admission d'air et l'admission
- Efficacité opérationnelle élevée

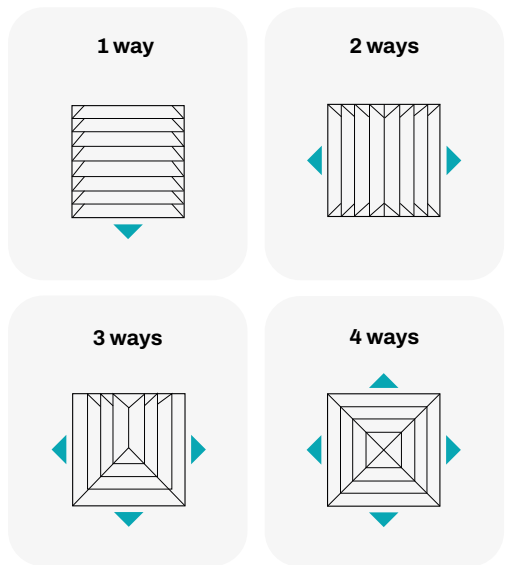
**🇩🇪 QUADRATISCHER DIFFUSOR 1 - 2 - 3 - 4-WEGE AUS WEISS LACKIERTEM ALUMINIUM**

**TECHNISCHE EIGENSCHAFTEN**

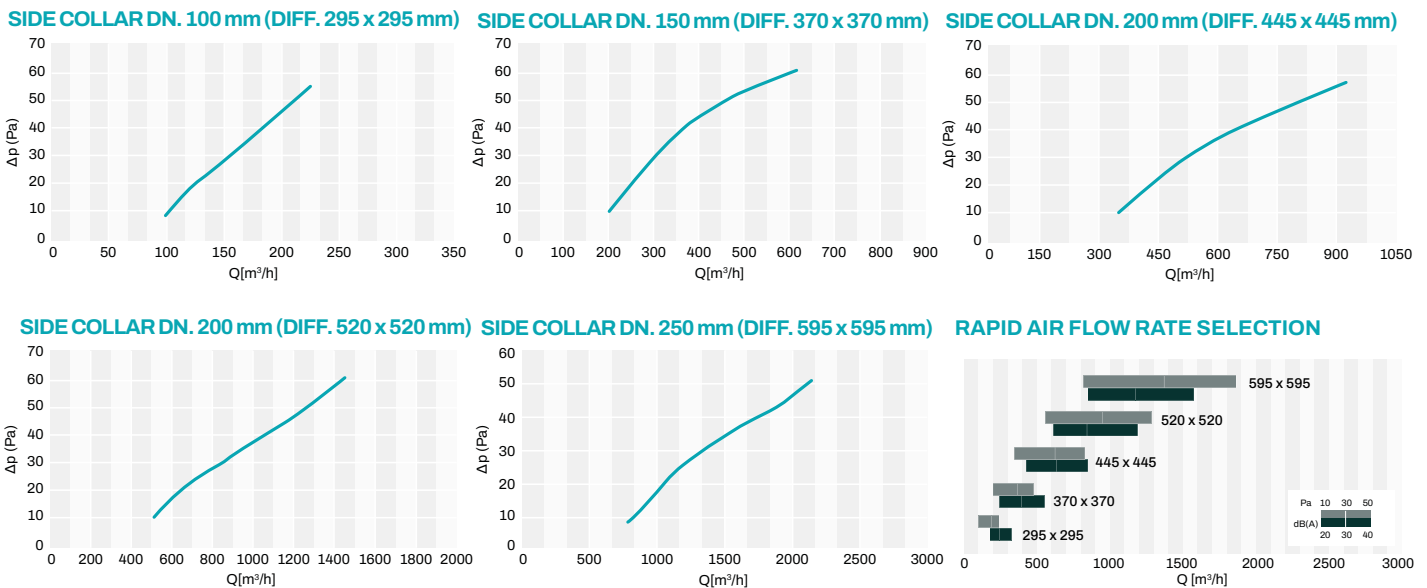
- Gefertigt aus weiß lackiertem Aluminium
- Geeignet für Luftzufuhr und -ableitung
- Hohe Funktionseffizienz



**Removable central part**



The data in the table refer to the following conditions: **terminal speed  $V_t = 0.25$  m/s**



1 WAY	2 WAYS	3 WAYS	4 WAYS	DIM. EXT.	REAR COUPLING	DEPTH	U.M.	Pieces per box
CODE	CODE	CODE	CODE	[mm]	[mm]	[mm]		
-	W11161620	W11161630	W11161640	295 x 295	150 x 150	50	PCS	1
W11161612	W11161622	W11161632	W11161642	370 x 370	225 x 225	50	PCS	1
W11161613	W11161623	W11161633	W11161643	445 x 445	300 x 300	50	PCS	1
W11161614	W11161624	W11161634	W11161644	520 x 520	375 x 375	50	PCS	1
W11161616	W11161626	-	W11161646	595 x 595	450 x 450	50	PCS	1



# DQBP

## **SQUARE DIFFUSER 4-WAY IN WHITE PAINTED ALUMINIUM WITH DAMPER AND LOWERED PLENUM**

### TECHNICAL SPECIFICATIONS

- Diffuser in white painted aluminium
- Plenum box made of galvanised metal sheet
- External plenum coating in closed-cell polyethylene (3 mm thick)
- Suitable for air delivery and intake
- High operating efficiency
- Lowered plenum with damper and hole for ceiling mounting

## **DIFFUSEUR CARRÉ 4 VOIES EN ALUMINIUM PEINT BLANC AVEC REGISTRE ET PLÉNUM ABAISSÉ**

### CARACTÉRISTIQUES TECHNIQUES

- Diffuseur en aluminium peint en blanc
- Plénum en tôle galvanisée
- Revêtement extérieur du plénum en polyéthylène à alvéoles fermées (3 mm d'épaisseur)
- Convient pour l'admission d'air et l'admission
- Efficacité opérationnelle élevée
- Plénum abaissé avec registre et trou pour montage au plafond

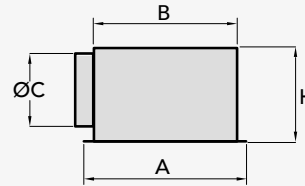
## **QUADRATISCHER DIFFUSOR 4-WEGE AUS WEISS LACKIERTEM ALUMINIUM KOMPLETT MIT KLASPE UND NIEDRIGEM PLENUM**

### TECHNISCHE EIGENSCHAFTEN

- Diffusor aus weiß lackiertem Aluminium
- Plenum aus verzinktem Blech
- Außenbeschichtung des Plenums aus geschlossenzelligem Polyethylen (Dicke 3 mm)
- Geeignet für Luftzufuhr und -ableitung
- Hohe Funktionseffizienz
- Niedriges Plenum mit Klappe und Bohrung zur Deckenmontage

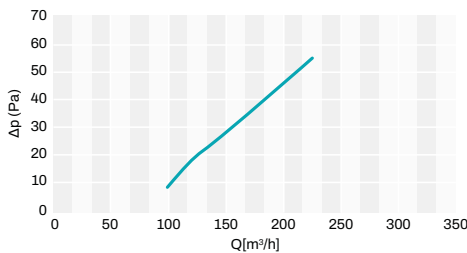


Removable central part

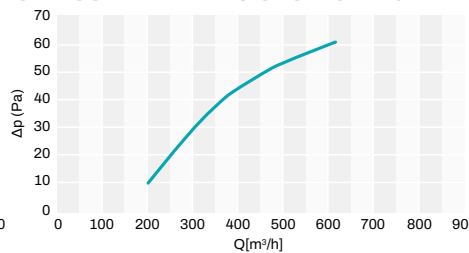


The data in the table refer to the following conditions: **terminal speed  $V_t = 0.25$  m/s**

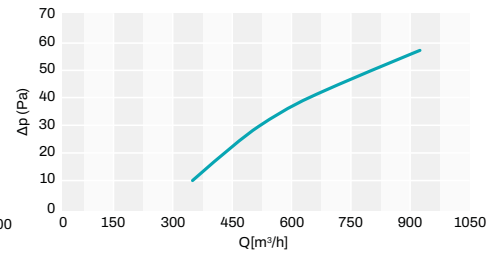
### SIDE COLLAR DIMENSIONS 145 x 145 mm



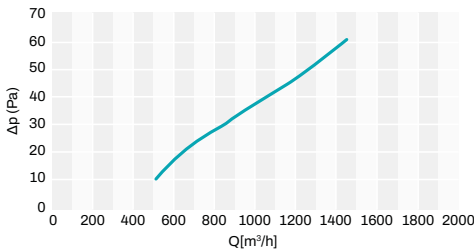
### SIDE COLLAR DIMENSIONS 220 x 220 mm



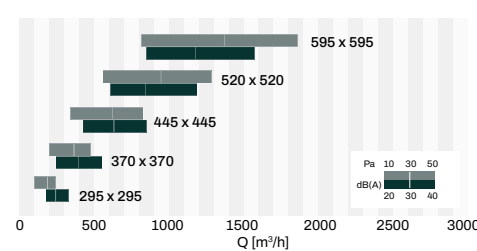
### SIDE COLLAR DIMENSIONS 295 x 295 mm



### SIDE COLLAR DIMENSIONS 370 x 370 mm




### RAPID AIR FLOW RATE SELECTION



Datasheet



CODE	DESCRIPTION	EXT. DIM.	REAR COUP.	PLENUM WIDTH	PLENUM NECK	HEIGHT	U.M.	 Pieces per box
		A [mm]	[mm]	B [mm]	Ø C [mm]	H [mm]		
PWD200007	SQUARE DIFFUSER DQBP 595x595 4 WAYS AIR PASSAGE 150x150 IN WHITE PAINTED ALUMINIUM WITH DAMPER AND LOWERED PLENUM	595 x 595	145 x 145	235 x 235	100 - 125 - 150	250	PZ	1
PWD200008	SQUARE DIFFUSER DQBP 595x595 4 WAYS AIR PASSAGE 225x225 IN WHITE PAINTED ALUMINIUM WITH DAMPER AND LOWERED PLENUM	595 x 595	220 x 220	310 x 310	150	250	PZ	1
PWD200009	SQUARE DIFFUSER DQBP 595x595 4 WAYS AIR PASSAGE 300x300 IN WHITE PAINTED ALUMINIUM WITH DAMPER AND LOWERED PLENUM	595 x 595	295 x 295	385 x 385	150 - 200	250	PZ	1
PWD200010	SQUARE DIFFUSER DQBP 595x595 4 WAYS AIR PASSAGE 375x375 IN WHITE PAINTED ALUMINIUM WITH DAMPER AND LOWERED PLENUM	595 x 595	370 x 370	460 x 460	150 - 200	250	PZ	1

**UK** SQUARE DIFFUSER 4-WAY ON PANEL IN WHITE PAINTED ALUMINIUM

**TECHNICAL SPECIFICATIONS**

- Made in white painted aluminium
- Suitable for air delivery and intake
- High operating efficiency

**FR** DIFFUSEUR CARRÉ 4 VOIES SUR PANNEAU EN ALUMINIUM PEINT BLANC

**CARACTÉRISTIQUES TECHNIQUES**

- Réalisé en aluminium peint en blanc
- Convient pour l'admission d'air et l'admission
- Efficacité opérationnelle élevée

**DE** QUADRATISCHER DIFFUSOR 4-WEGE AUF PLATTE AUS WEISS LACKIERTEM ALUMINIUM

**TECHNISCHE EIGENSCHAFTEN**

- Gefertigt aus weiß lackiertem Aluminium
- Geeignet für Luftzufuhr und -ableitung
- Hohe Funktionseffizienz

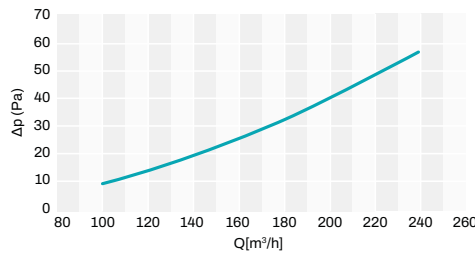


4 ways

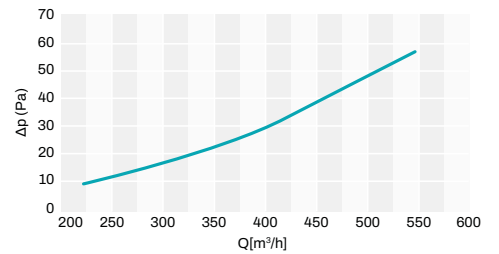


The data in the table refer to the following conditions: **terminal speed  $V_t = 0.25$  m/s**

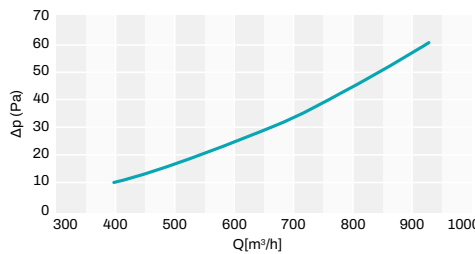
**SIDE COLLAR DIMENSIONS 150 x 150 mm**



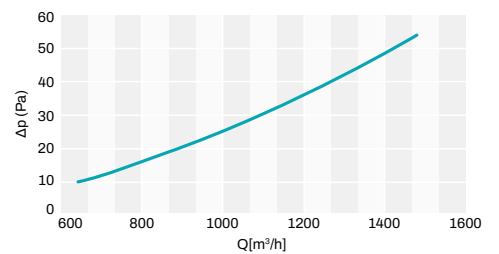
**SIDE COLLAR DIMENSIONS 225 x 225 mm**



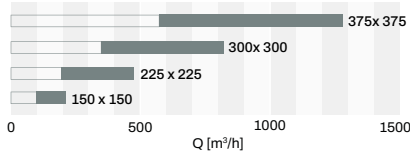
**SIDE COLLAR DIMENSIONS 300 x 300 mm**



**SIDE COLLAR DIMENSIONS 375 x 375 mm**



**RAPID AIR FLOW RATE SELECTION**



CODE	DESCRIPTION	EXT.DIM.	REAR COUP. DIM.	DEPTH	U.M.	Pieces per box
		[mm]	[m²/h]	[mm]		
PWC200018	WHITE SQUARE DIFFUSER 4 WAYS DQB 595X595 AIR FLOW 150X150	595 x 595	150 x 150	51	PCS	1
PWC200019	WHITE SQUARE DIFFUSER 4 WAYS DQB 595x595 AIR FLOW 225x225	595 x 595	225 x 225	51	PCS	1
PWC200020	WHITE SQUARE DIFFUSER 4 WAYS DQB 595x595 AIR FLOW 300x300	595 x 595	300 x 300	51	PCS	1

**Datasheet**



**UK** CALIBRATION DAMPER FOR 1-2-3-4 WAY SQUARE DIFFUSER

**FR** FERMETURE DE CALIBRAGE POUR DIFFUSEUR CARRÉ À 1-2-3-4 VOIES

**DE** KALIBRIERKLAPPE FÜR 1-2-3-4-WEGE VIERECKIGE DIFFUSOR




CODE	DIMENSIONS [mm]	DEPTH [mm]	U.M.	Pieces per box
W11161660	150 x 150	44	PCS	1
W11161662	225 x 225	44	PCS	1
W11161663	300 x 300	44	PCS	1
W11161664	375 x 375	44	PCS	1
W11161666	450 x 450	44	PCS	1

**Datasheet**




# DQEP

 **SQUARE HELIX DIFFUSER 16 / 24 / 48 SLOTS IN WHITE PAINTED METAL ADJUSTABLE JETS COMPLETE WITH DAMPER AND LOWERED PLENUM**


### TECHNICAL SPECIFICATIONS

- Made of white-painted metal
- Suitable for air delivery and intake
- High operating efficiency
- Lowered plenum with damper
- Hole for ceiling mounting of plenum

 **DIFFUSEUR HÉLICOÏDAL CARRÉ 16 / 24 / 48 FENTES EN MÉTAL PEINT BLANC AVEC JETS RÉGLABLES AVEC REGISTRE ET PLÉNUM ABAISSÉ**

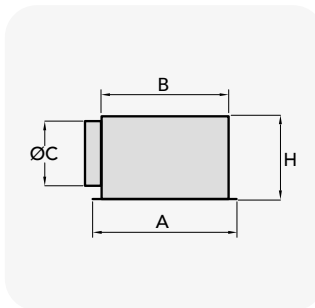
### CARACTÉRISTIQUES TECHNIQUES

- Réalisé en métal peint en blanc
- Convient pour le soufflage et le retour d'air
- Efficacité opérationnelle élevée
- Plénum abaissé avec registre
- Trou pour le montage au plafond du plénum

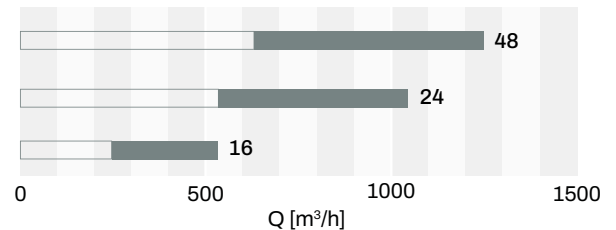
 **QUADRATISCHER WENDELDIFFUSOR 16 / 24 / 48 SCHLITZE AUS WEISS LACKIERTEM METALL MIT EINSTELLBAREN DÜSEN KOMPLETT MIT Klappe UND NIEDRIGEM PLENUM**

### TECHNISCHE EIGENSCHAFTEN

- Aus weiß lackiertem Metall gefertigt
- Geeignet für Luftzufuhr und -ableitung
- Hohe Funktionseffizienz
- Niedriges Plenum mit Klappe
- Bohrung zur Deckenmontage des Plenums



### RAPID AIR FLOW RATE SELECTION




CODE	DESCRIPTION	A	B	ØC	H	U.M.	Pieces per box
		[mm]	[mm]	[mm]	[mm]		
PWD200003	SQUARE HELICAL DIFFUSER DQEP WITH 16 SLOTS IN WHITE PAINTED METAL ADJUSTABLE JETS COMPLETE WITH DAMPER AND LOWERED PLENUM	595 x 595	575 x 575	200	280	PCS	1
PWD200004	SQUARE HELICAL DIFFUSER DQEP WITH 24 SLOTS IN WHITE PAINTED METAL ADJUSTABLE JETS COMPLETE WITH DAMPER AND LOWERED PLENUM	595 x 595	575 x 575	200	280	PCS	1
PWD200026	SQUARE HELICAL DIFFUSER DQEP WITH 48 SLOTS IN WHITE PAINTED METAL ADJUSTABLE JETS COMPLETE WITH DAMPER AND LOWERED PLENUM	595 x 595	575 x 575	200	280	PCS	1

[Datasheet](#)



# DQE

 **SQUARE HELIX DIFFUSER 16 / 24 / 48 SLOTS IN WHITE PAINTED METAL WITH ADJUSTABLE JETS**

### TECHNICAL SPECIFICATIONS

- Made of white-painted metal
- Suitable for air delivery and intake
- High operating efficiency

 **DIFFUSEUR HÉLICOÏDAL CARRÉ 16 / 24 / 48 FENTES EN MÉTAL PEINT BLANC AVEC JETS RÉGLABLES**

### CARACTÉRISTIQUES TECHNIQUES

- Réalisé en métal peint en blanc
- Convient pour le soufflage et le retour d'air
- Efficacité opérationnelle élevée

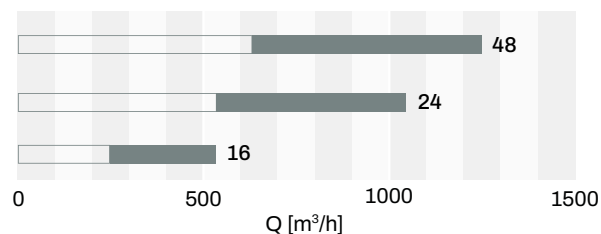
 **QUADRATISCHER WENDELDIFFUSOR 16 / 24 / 48 SCHLITZE AUS WEISS LACKIERTEM METALL MIT EINSTELLBAREN DÜSEN**

### TECHNISCHE EIGENSCHAFTEN

- Aus weiß lackiertem Metall gefertigt
- Geeignet für Luftzufuhr und -ableitung
- Hohe Funktionseffizienz



### RAPID AIR FLOW RATE SELECTION



CODE	DESCRIPTION	EXT.DIM.	DEPTH	U.M.	Pieces per box
		[mm]	[mm]		
PWC200016	SQUARE HELICAL DIFFUSER DQE WITH 16 SLOTS IN WHITE PAINTED METAL ADJUSTABLE JETS	595 x 595	10	PCS	1
PWC200017	SQUARE HELICAL DIFFUSER DQE WITH 24 SLOTS IN WHITE PAINTED METAL ADJUSTABLE JETS	595 x 595	10	PCS	1
PWC200042	SQUARE HELICAL DIFFUSER DQE WITH 48 SLOTS IN WHITE PAINTED METAL ADJUSTABLE JETS	595 x 595	10	PCS	1

[Datasheet](#)



**CIRCULAR DIFFUSER ON SQUARE BASE**

**TECHNICAL SPECIFICATIONS**

- Made in white painted aluminium
- High operating efficiency
- Suitable for supply and recovery

**DIFFUSEUR CIRCULAIRE SUR BASE CARRÉE**

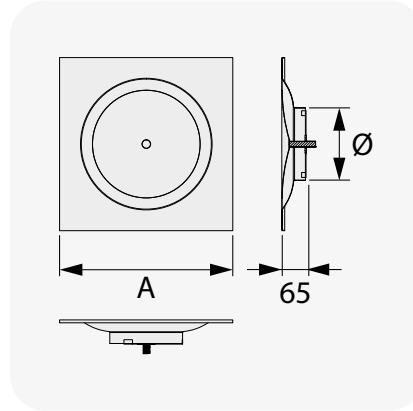
**CARACTÉRISTIQUES TECHNIQUES**

- Réalisé en aluminium peint en blanc
- Efficacité opérationnelle élevée
- Convient pour l'envoi et la reprise

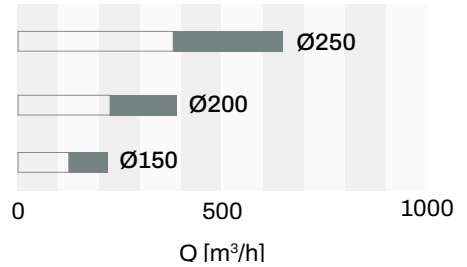
**RUNDER DIFFUSOR AUF QUADRATISCHER BASIS**

**TECHNISCHE EIGENSCHAFTEN**

- Gefertigt aus weiß lackiertem Aluminium
- Hohe Funktionseffizienz
- Geeignet für Senden und Filmen



**RAPID AIR FLOW RATE SELECTION**



CODE	DESCRIPTION	A	Ø	U.M.	Pieces per box
		[mm]	[mm]		
PWC200080	CIRCULAR DIFFUSER ON SQUARE BASE WHITE - Ø150	595 x 595	148	PCS	1
PWC200070	CIRCULAR DIFFUSER ON SQUARE BASE WHITE - Ø200	595 x 595	198	PCS	1
PWC200071	CIRCULAR DIFFUSER ON SQUARE BASE WHITE - Ø250	595 x 595	248	PCS	1

**Datasheet**



**DQC**

**CIRCULAR DIFFUSER ON SQUARE PANEL IN WHITE PAINTED METAL**

**TECHNICAL SPECIFICATIONS**

- Made of white-painted metal
- Suitable for air delivery and intake
- Equipped with damper and collar
- High operating efficiency
- Installation height 2.7 - 3.5 m
- Manually operated calibration damper fitted in the collar

**DIFFUSEUR CIRCULAIRE SUR PANNEAU CARRÉ EN MÉTAL PEINT BLANC**

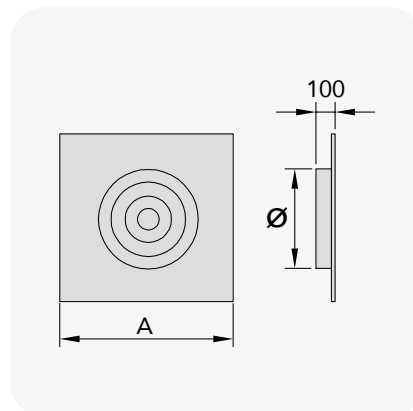
**CARACTÉRISTIQUES TECHNIQUES**

- Réalisé en métal peint en blanc
- Convient pour le soufflage et le retour d'air
- Équipé d'un registre et d'un collier
- Efficacité opérationnelle élevée
- Hauteur d'installation 2,7 - 3,5 m
- Amortisseur de calibrage à commande manuelle monté dans le collier

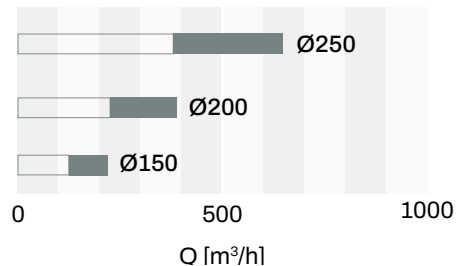
**KREISFÖRMIGER LUFTDURCHLASS AUF QUADRATISCHER PLATTE AUS WEISS LACKIERTEM METALL**

**TECHNISCHE EIGENSCHAFTEN**

- Aus weiß lackiertem Metall gefertigt
- Geeignet für Luftzufuhr und -ableitung
- Mit Klappe und Schellen
- Hohe Funktionseffizienz
- Einbauhöhe 2,7 - 3,5 m
- Manuell betätigter Kalibrierungsdämpfer in der Schelle montiert



**RAPID AIR FLOW RATE SELECTION**



CODE	DESCRIPTION	A	Ø	U.M.	Pieces per box
		[mm]	[mm]		
PWC200030	DQC CIRCULAR DIFFUSER ON PANEL 595X595 IN WHITE PAINTED METAL - Ø150	595 x 595	148	PCS	1
PWC200031	DQC CIRCULAR DIFFUSER ON PANEL 595X595 IN WHITE PAINTED METAL - Ø200	595 x 595	198	PCS	1

**Datasheet**



**UK** **RADIAL DIFFUSER IN WHITE PAINTED METAL COMPLETE WITH DAMPER AND LOWERED PLENUM**

**TECHNICAL SPECIFICATIONS**

- Made of white-painted metal
- Suitable for air delivery and intake
- High operating efficiency
- Lowered plenum with damper
- Hole for ceiling mounting of plenum

**FR** **DIFFUSEUR RADIAL EN MÉTAL PEINT BLANC AVEC REGISTRE ET PLÉNUM ABAISSÉ**

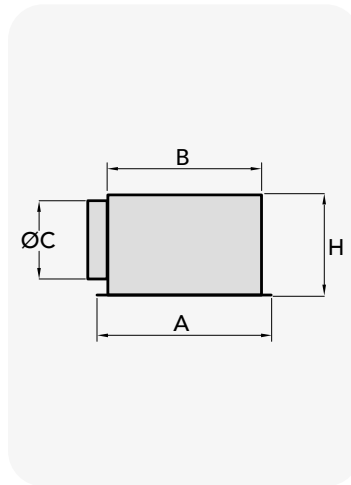
**CARACTÉRISTIQUES TECHNIQUES**

- Réalisé en métal peint en blanc
- Convient pour le soufflage et le retour d'air
- Efficacité opérationnelle élevée
- Plénum abaissé avec registre
- Trou pour le montage au plafond du plénum

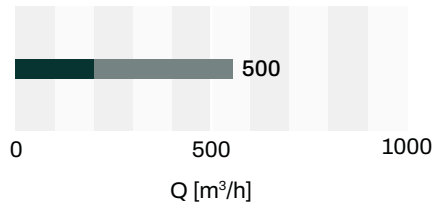
**DE** **RADIALDIFFUSOR AUS WEISS LACKIERTEM METALL KOMPLETT MIT KLAPPE UND NIEDRIGEM PLENUM**

**TECHNISCHE EIGENSCHAFTEN**

- Aus weiß lackiertem Metall gefertigt
- Geeignet für Luftzufuhr und -ableitung
- Hohe Funktionseffizienz
- Niedriges Plenum mit Klappe
- Bohrung zur Deckenmontage des Plenums



**RAPID AIR FLOW RATE SELECTION**



CODE	DESCRIPTION	ØA	B	ØC	H	U.M.	Pieces per box
		[mm]	[mm]	[mm]	[mm]		
PWD200014	RADIAL DIFFUSER IN WHITE PAINTED METAL COMPLETE WITH DAMPER AND LOWERED PLENUM	595 x 595	575 x 575	200	280	PCS	1

Datasheet



**UK** **RADIAL DIFFUSER IN WHITE PAINTED METAL**

**TECHNICAL SPECIFICATIONS**

- Made of white-painted metal
- Suitable for air delivery and intake
- High operating efficiency

**FR** **DIFFUSEUR RADIAL EN MÉTAL PEINT BLANC**


**CARACTÉRISTIQUES TECHNIQUES**

- Réalisé en métal peint en blanc
- Convient pour l'admission d'air et l'admission
- Efficacité opérationnelle élevée

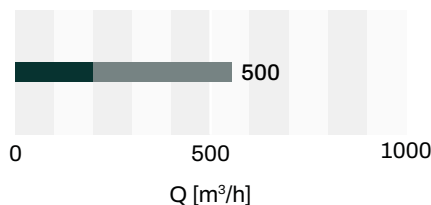
**DE** **RADIALDIFFUSOR AUS WEISS LACKIERTEM METALL**

**TECHNISCHE EIGENSCHAFTEN**

- Aus weiß lackiertem Metall gefertigt
- Geeignet für Luftzufuhr und -ableitung
- Hohe Funktionseffizienz



**RAPID AIR FLOW RATE SELECTION**



CODE	DESCRIPTION	EXT.DIM.	DEPTH	U.M.	Pieces per box
		[mm]	[mm]		
PWC200027	RADIAL DIFFUSER PAINTED METAL WHITE	562x562	30	PCS	1

Datasheet





**HIGH-INDUCTION DIFFUSER WITH ADJUSTABLE NOZZLES IN MATTE WHITE PAINTED METAL, COMPLETE WITH DAMPER AND LOWERED PLENUM.**

**TECHNICAL SPECIFICATIONS**

- Made of matte white-painted metal
- Suitable for air delivery and intake
- High operating efficiency
- Lowered plenum with damper
- Hole for ceiling mounting of plenum
- Adjustable pipe unions



**DIFFUSEUR À HAUTE INDUCTION AVEC BUSES ORIENTABLES EN MÉTAL PEINT BLANC MAT, COMPLET AVEC RÉGISTRE ET PLÉNUM ABAISSÉ.**

**CARACTÉRISTIQUES TECHNIQUES**

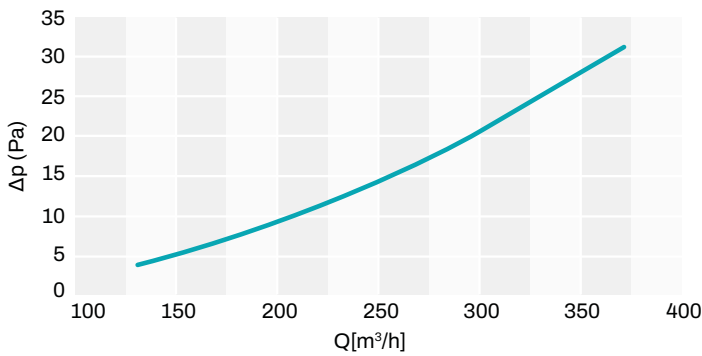
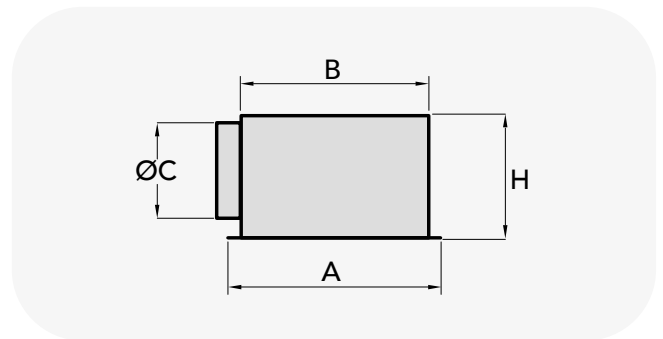
- Réalisé en métal peint blanc mat
- Convient pour le soufflage et le retour d'air
- Efficacité opérationnelle élevée
- Plénum abaissé avec registre
- Trou pour le montage au plafond du plénum
- Buses orientables



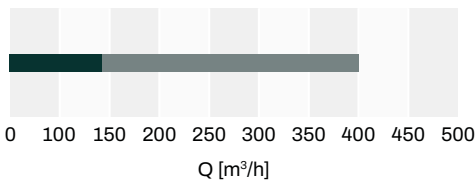
**HOCHINDUKTIONSDIFFUSOR MIT VERSTELLBAREN DÜSEN AUS MATTWEISS LACKIERTEM METALL, KOMPLETT MIT KLASPE UND ABGESENKTEM PLENUM.**

**TECHNISCHE EIGENSCHAFTEN**

- Aus mattweiß lackiertem Metall gefertigt
- Geeignet für Luftzufuhr und -ableitung
- Hohe Funktionseffizienz
- Niedriges Plenum mit Klappe
- Bohrung zur Deckenmontage des Plenums
- Verstellbare Düsen



**RAPID AIR FLOW RATE SELECTION**



CODE	DESCRIPTION	ØA	B	ØC	H	U.M.	Pieces per box
		[mm]	[mm]	[mm]	[mm]		
PWD200039	HIGH INDUCTION DIFFUSER WITH ADJUSTABLE DEFLECTORS IN MATTE WHITE PAINTED METAL COMPLETE WITH DAMPER AND LOWERED PLENUM	595 x 595	575 x 575	200	280	PCS	1

**Datasheet**

**HIGH-INDUCTION DIFFUSER WITH ADJUSTABLE NOZZLES IN MATTE WHITE PAINTED METAL.**

**TECHNICAL SPECIFICATIONS**

- Made of white-painted metal
- Suitable for air delivery and intake
- High operating efficiency
- Adjustable pipe unions

**DIFFUSEUR À HAUTE INDUCTION AVEC BUSES ORIENTABLES EN MÉTAL PEINT BLANC MAT.**

**CARACTÉRISTIQUES TECHNIQUES**

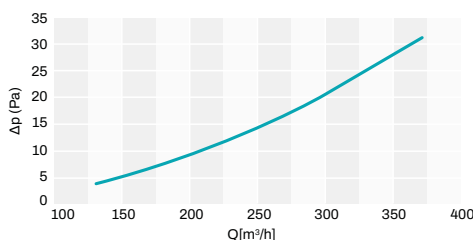
- Réalisé en métal peint en blanc
- Convient pour le soufflage et le retour d'air
- Efficacité opérationnelle élevée
- Buses orientables

**DIFFUSORHOCHINDUKTIONSDIFFUSOR MIT VERSTELLBAREN DÜSEN AUS MATTWEISS LACKIERTEM METALL.**

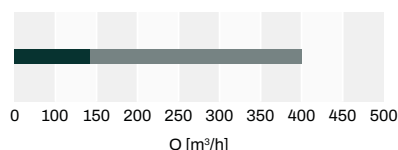
**TECHNISCHE EIGENSCHAFTEN**

- Aus weiß lackiertem Metall gefertigt
- Geeignet für Luftzufuhr und -ableitung
- Hohe Funktionseffizienz
- Verstellbare Düsen

**NEW**



**RAPID AIR FLOW RATE SELECTION**



**Datasheet**



CODE	DESCRIPTION	EXT.DIM.	DEPTH	U.M.	Pieces per box
		[mm]	[mm]		
PWC300089	HIGH INDUCTION DIFFUSER WITH ADJUSTABLE DEFLECTORS IN MATTE WHITE PAINTED METAL	595 x 595	10	PCS	1

**PLENUM FOR METAL DIFFUSER PAINTED MATTE WHITE WITH PERFORATED SCREEN AND CIRCULAR REAR CONNECTION.**

**TECHNICAL SPECIFICATIONS**

- Made of matte white-painted metal
- Ideal for false ceilings
- Equipped with rear circular coupling

**PLÉNUM POUR DIFFUSEUR EN MÉTAL PEINT BLANC MAT AVEC ÉCRAN PERFORÉ ET RACCORD ARRIÈRE CIRCULAIRE.**

**CARACTÉRISTIQUES TECHNIQUES**

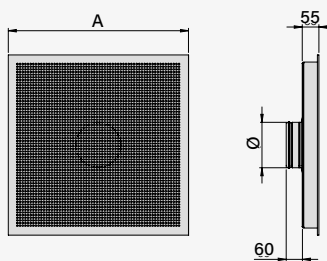
- Réalisé en métal peint blanc mat
- Idéal pour les faux-plafonds
- Équipé d'une fixation arrière circulaire

**PLENUM FÜR METALL-DIFFUSOR IN MATTWEISS LACKIERT MIT PERFORIERTEM SIEB UND RUNDER RÜCKWANDANSCHLUSS.**

**TECHNISCHE EIGENSCHAFTEN**

- Aus mattweiß lackiertem Metall gefertigt
- Ideal für Zwischendecken
- Mit kreisrundem hinteren Anschluss

**NEW**



**Plenum + Grille**

CODE	DESCRIPTION	EXT.DIM.	COLLAR	U.M.	Pieces per box
		A [mm]	Ø [mm]		
PWD402604	DIFFUSER IN MATTE WHITE PAINTED METAL WITH PERFORATED SCREEN 595x595 INCLUDING PLENUM BOX WITH REAR CIRCULAR DUCT CONNECTION Ø125	595	125	PCS	1
PWD402605	DIFFUSER IN MATTE WHITE PAINTED METAL WITH PERFORATED SCREEN 595x595 INCLUDING PLENUM BOX WITH REAR CIRCULAR DUCT CONNECTION Ø150	595	150	PCS	1
PWD402606	DIFFUSER IN MATTE WHITE PAINTED METAL WITH PERFORATED SCREEN 595x595 INCLUDING PLENUM BOX WITH REAR CIRCULAR DUCT CONNECTION Ø200	595	200	PCS	1
PWD402607	DIFFUSER IN MATTE WHITE PAINTED METAL WITH PERFORATED SCREEN 595x595 INCLUDING PLENUM BOX WITH REAR CIRCULAR DUCT CONNECTION Ø250	595	250	PCS	1
PWD402608	DIFFUSER IN MATTE WHITE PAINTED METAL WITH PERFORATED SCREEN 595x595 INCLUDING PLENUM BOX WITH REAR CIRCULAR DUCT CONNECTION Ø300	595	300	PCS	1
PWD402609	DIFFUSER IN MATTE WHITE PAINTED METAL WITH PERFORATED SCREEN 595x595 INCLUDING PLENUM BOX WITH REAR CIRCULAR DUCT CONNECTION Ø400	595	400	PCS	1

**Datasheet**





**DIFFUSER IN MATTE WHITE PAINTED METAL WITH FIXED PERFORATED SCREEN.**

**TECHNICAL SPECIFICATIONS**

- Made of matte white-painted metal
- Ideal for false ceilings



**DIFFUSEUR EN MÉTAL PEINT BLANC MAT AVEC ÉCRAN PERFORÉ FIXE.**

**CARACTÉRISTIQUES TECHNIQUES**

- Réalisé en métal peint blanc mat
- Idéal pour les faux-plafonds

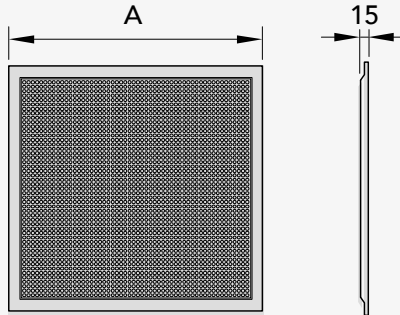


**DIFFUSOR AUS MATTWEISS LACKIERTEM METALL MIT FESTEM LOCHBLECH.**

**TECHNISCHE EIGENSCHAFTEN**

- Aus mattweiß lackiertem Metall gefertigt
- Ideal für Zwischendecken

**NEW**



Only grille

Datasheet

CODE	DESCRIPTION	EXTERNAL DIM.	U.M.	Pieces per box
		A [mm]		
PWC300058	DIFFUSER IN MATTE WHITE PAINTED METAL WITH PERFORATED SCREEN - 595x595	595 x 595	PCS	1



**4-WAY SQUARE DIFFUSER IN WHITE ABS PLASTIC**

**TECHNICAL SPECIFICATIONS**

- Made of white ABS
- Ideal for false ceilings
- Operating temperature -15°C to + 48°C
- Prevents condensation phenomena



**DIFFUSEUR CARRÉ À 4 VOIES EN PLASTIQUE ABS BLANC**

**CARACTÉRISTIQUES TECHNIQUES**

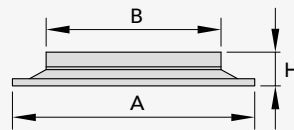
- Réalisé en ABS blanc
- Idéal pour les faux-plafonds
- Température de fonctionnement de -15°C à + 48°C
- Préviend les phénomènes de condensation



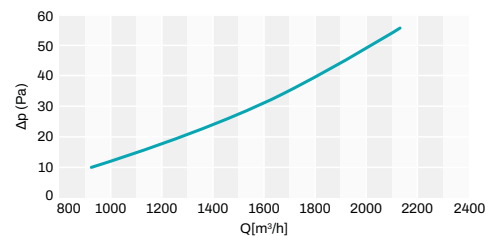
**QUADRATISCHER 4-WEGE-DIFFUSOR AUS WEISSEM ABS-KUNSTSTOFF**

**TECHNISCHE EIGENSCHAFTEN**

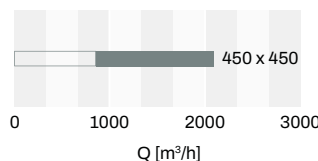
- Aus weißem ABS gefertigt
- Ideal für Zwischendecken
- Betriebstemperatur von -15°C bis +48°C
- Verhindert Kondensatbildung



**REAR COLLAR 450x450**



**RAPID AIR FLOW RATE SELECTION**



Datasheet

CODE	DESCRIPTION	EXTERNAL DIM.	REAR COLLAR	DEPTH	U.M.	Pieces per box
		A [mm]	B [mm]	H [mm]		
11176200	4-WAYS SQUARE DIFFUSER 595x595 IN WHITE ABS PLASTIC	595 x 595	450 x 450	80	PCS	1





### WHITE ABS PLASTIC SQUARE DIFFUSER WITH PERFORATED SCREEN

#### TECHNICAL SPECIFICATIONS

- Made of white ABS
- Operating temperature -15°C to + 48°C



### DIFFUSEUR CARRÉ EN PLASTIQUE ABS BLANC AVEC ÉCRAN PERFORÉ

#### CARACTÉRISTIQUES TECHNIQUES

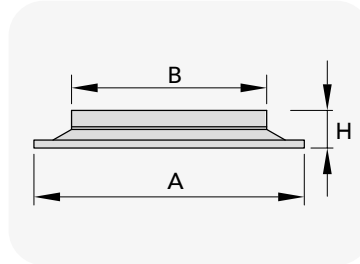
- Réalisé en ABS blanc
- Température de fonctionnement de -15°C à + 48°C



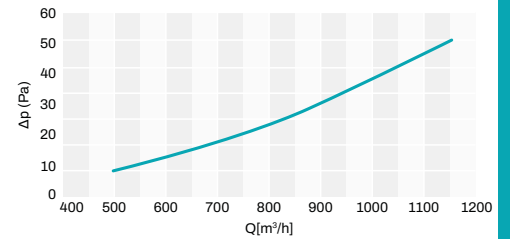
### QUADRATISCHER DIFFUSOR AUS WEISSEM ABS MIT GELOCHTEM VISIER

#### TECHNISCHE EIGENSCHAFTEN

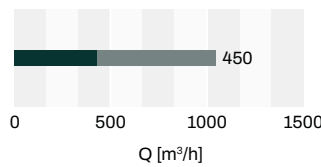
- Aus weißem ABS gefertigt
- Betriebstemperatur von -15°C bis +48°C



#### REAR COUPLER 450



#### RAPID AIR FLOW RATE SELECTION



Datasheet



CODE	DESCRIPTION	EXTERNAL DIM.	REAR COLLAR	DEPTH	U.M.	Pieces per box
		A [mm]	B [mm]	H [mm]		
11176210	SQUARE DIFFUSER IN WHITE ABS PLASTIC FOR FALSE CEILINGS	595x595	450 x 450	80	PCS	1



### ROUND ADAPTER WITH DAMPERS FOR SQUARE DIFFUSERS

#### TECHNICAL SPECIFICATIONS

- Made of ABS
- Black colour
- Circular adapter with butterfly damper



### ADAPTATEUR CIRCULAIRE AVEC ROBINETS POUR DIFFUSEURS CARRÉS

#### CARACTÉRISTIQUES TECHNIQUES


- Fabriqué en ABS
- Couleur noire
- Adaptateur circulaire équipé d'un registre papillon



### RUNDADAPTER MIT KLAPPEN FÜR QUADRATISCHE LUFTDURCHLÄSSE

#### TECHNISCHE EIGENSCHAFTEN

- Aus ABS
- Schwarz
- Rundadapter mit Drosselklappe



CODE	DESCRIPTION	U.M.	Pieces per box
11176250	ROUND ADAPTOR FOR SQUARE DIFFUSERS Ø200	PCS	1
11176260	ROUND ADAPTOR FOR SQUARE DIFFUSERS Ø250	PCS	1
11176235	REDUCTION FOR ADAPTOR 200 - 150 mm	PCS	1

Datasheet





## WHITE ABS PLASTIC SQUARE-MESH DIFFUSER WITH PLENUM

### TECHNICAL SPECIFICATIONS

- Diffuser and plenum made of white ABS
- Diffuser white colour
- Prevents condensation phenomena
- Operating temperature -15° to +48° C
- Fastening by means of clips
- Suitable for air delivery and intake



## DIFFUSEUR À MAILLES CARRÉES EN PLASTIQUE ABS BLANC AVEC PLÉNUM

### CARACTÉRISTIQUES TECHNIQUES

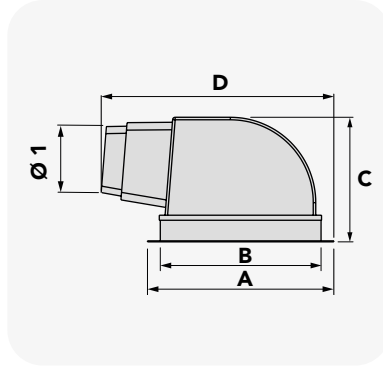
- Diffuseur et plénum en ABS blanc
- Couleur du diffuseur blanc
- Préviens les phénomènes de condensation
- Température de fonctionnement de -15° à +48° C
- Fixation au moyen de clips
- Convient pour le soufflage et le retour d'air



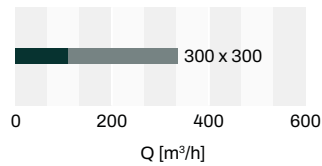
## LUFTDURCHLASS MIT QUADRATISCHEM GITT AUS WEISSEM ABS-KUNSTSTOFF MIT PLENUM

### TECHNISCHE EIGENSCHAFTEN

- Luftdurchlässe und Plenum aus weißem ABS
- Weißer Luftdurchlass
- Verhindert Kondensatbildung
- Betriebstemperatur von -15° bis +48° C
- Befestigung mittels Clips
- Geeignet für Luftzufuhr und -ableitung



### RAPID AIR FLOW RATE SELECTION



Datasheet



CODE	DESCRIPTION	EXTERNAL DIM.	REAR COLLAR	INSTAL. HOLE DIM.	TOT. HEIGHT	MAX. OVERALL	SIDE COLLAR OVAL COUPLING	U.M.	Pieces per box
		A [mm]	B [mm]	[mm]	C [mm]	D [mm]	Ø1 [mm]		
PWC200001	SQUARE-MESH DIFFUSER 300x300 IN WHITE ABS PLASTIC WITH SIDE CONNECT PLENUM Ø250-200	375 x 375	320 x 320	340 x 340	250	450	200/250	PCS	1



## MULTIDIRECTIONAL DIFFUSER WITH ADJUSTABLE FLAPS IN WHITE ABS PLASTIC WITH PLENUM

### TECHNICAL SPECIFICATIONS

- Diffuser and plenum made of white ABS
- Prevents condensation phenomena
- Operating temperature +5°C to +48°C
- Fastening by means of clips
- Equipped with adjustable flaps with manual swivel adjustment
- Suitable for air delivery and intake
- Diffuser white colour



## DIFFUSEUR MULTIDIRECTIONNEL À AILETTES RÉGLABLES EN PLASTIQUE ABS BLANC AVEC PLÉNUM

### CARACTÉRISTIQUES TECHNIQUES

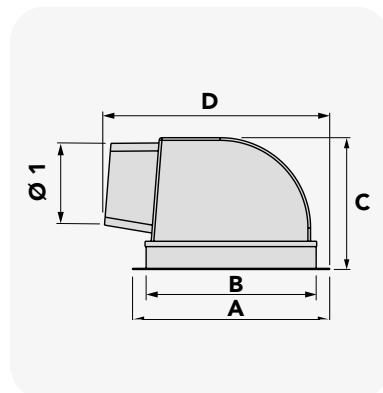
- Diffuseur et plénum en ABS blanc
- Préviens les phénomènes de condensation
- Température de fonctionnement de +5°C à +48°C
- Fixation au moyen de clips
- Équipé d'ailettes réglables et orientables manuellement
- Convient pour le soufflage et le retour d'air
- Couleur du diffuseur blanc



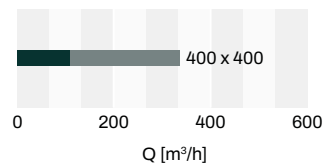
## MULTIDIREKTIONALER DIFFUSOR MIT VERSTELLBAREN LAMELLEN AUS WEISSEM ABS-KUNSTSTOFF MIT PLENUM

### TECHNISCHE EIGENSCHAFTEN

- Luftdurchlässe und Plenum aus weißem ABS
- Verhindert Kondensatbildung
- Betriebstemperatur von +5°C bis +48°C
- Befestigung mittels Clips
- Ausgestattet mit manuell verstellbaren und ausrichtbaren Lamellen
- Geeignet für Luftzufuhr und -ableitung
- Weißer Luftdurchlass



### RAPID AIR FLOW RATE SELECTION



Datasheet



CODE	DESCRIPTION	EXTERNAL DIM.	REAR COLLAR	INSTAL. HOLE DIM.	TOT. HEIGHT	MAX. OVERALL	SIDE COLLAR OVAL COUPLING	U.M.	Pieces per box
		A [mm]	B [mm]	[mm]	C [mm]	D [mm]	Ø1 [mm]		
PWC200003	MULTI-DIRECTION DIFFUSER 400x400 WITH ADJUSTABLE FLAPS IN WHITE ABS PLASTIC WITH LATER CONNECTION PLENUM Ø300	430x430	370x370	400x400	250	450	300	PCS	1

# ROUND CANOVA



## DIFFUSER IN GYPSUM FOR PLASTERBOARD

### TECHNICAL SPECIFICATIONS

- Hidden and frameless
- High-quality gypsum products
- Can be installed on all types of ducts (steel, corrugated plastic, plenum)
- Connections for 100 mm, 125 mm and 160 mm pipes
- Can be used on single layer, double layer or variable thickness plasterboard
- Sturdy magnetic supports in stainless steel
- Side flaps for plaster fixing
- Diffusion profile guaranteeing even air distribution
- Air adjustment diaphragm included



## DIFFUSEUR EN EN PLÂTRE POUR PLACOPLÂTRE

### CARACTÉRISTIQUES TECHNIQUES

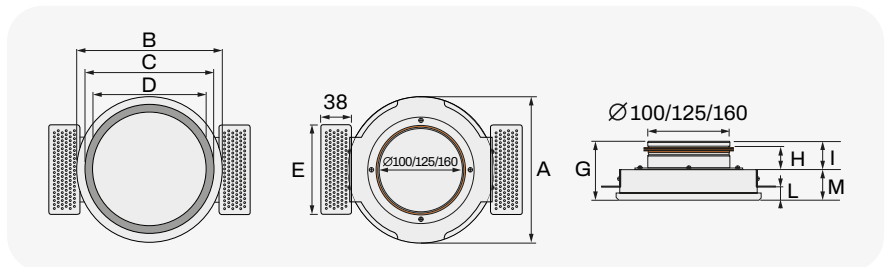
- Rétractable sans cadre
- Fabriqués en plâtre de haute qualité
- Installables sur tous les types de conduits (acier, ondulé en plastique, sur plénum)
- Raccords pour conduites de 100 mm, 125 mm et 160 mm
- Utilisable sur une seule couche de cloison sèche, double couche ou épaisseur variable
- Supports magnétiques solides en acier inoxydable
- Ailettes latérales pour la fixation du stuc
- Profil de diffusion qui garantit une distribution uniforme de l'air
- Diaphragme de réglage de l'air fourni



## LUFTDURCHLASS AUS GIPS FÜR GIPSKARTON

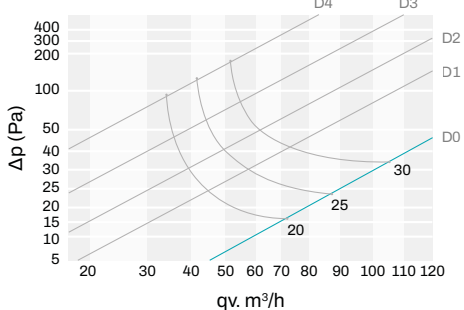
### TECHNISCHE EIGENSCHAFTEN

- Flächenbindung montiert, ohne Rahmen
- Hochwertige Produkte aus Gips
- Auf alle Kanaltypen (Stahl, Kunststoff-Wellrohr, Anschlusskasten) montierbar
- Kanalanschlüsse 100 mm, 125 mm und 160 mm
- Einsetzbar auf Einzel-, Doppelbeplankung oder variabler Wandstärke
- Robuste Magnethalterungen aus rostfreiem Stahl
- Seitenklappen für die Befestigung der Gipsmasse
- Diffusor profil garantiert eine gleichmäßige Luftverteilung
- Luftregel-Diaphragma im Lieferumfang enthalten

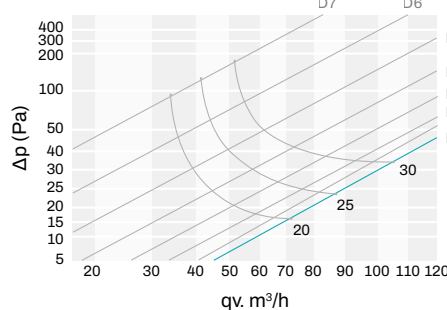


MOD.	A [mm]	B [mm]	C [mm]	D [mm]	E [mm]	G [mm]	H [mm]	I [mm]	L [mm]	M [mm]
Ø100	234	238	206	176	120	89	35	41	13-26	48
Ø125	234	238	206	176	120	89	35	41	13-26	48
Ø160	296	296	266	232	173	91	35	41	13-26	50

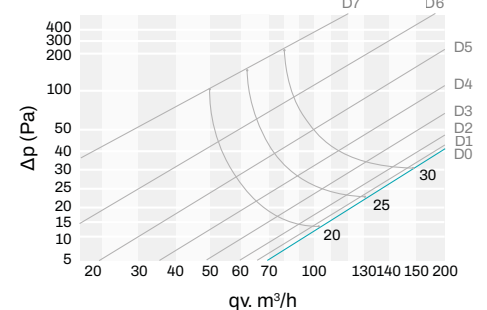
CANOVA Ø100 (supply)



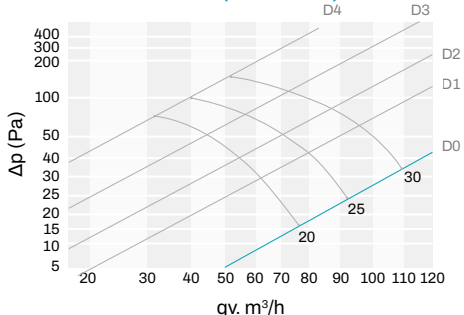
CANOVA Ø125 (supply)



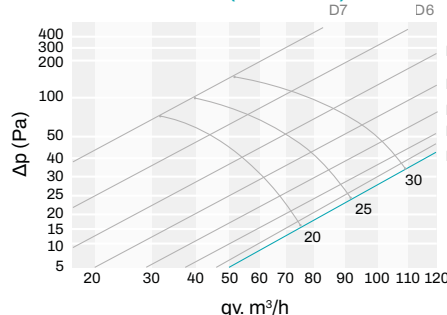
CANOVA Ø160 (supply)



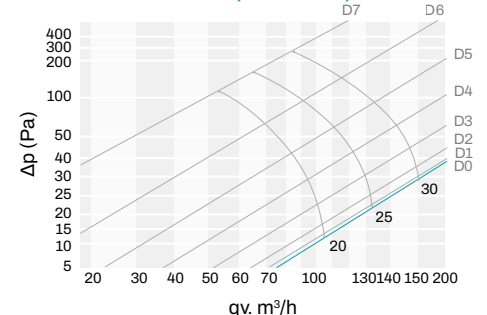
CANOVA Ø100 (extraction)



CANOVA Ø125 (extraction)



CANOVA Ø160 (extraction)



CODE	DESCRIPTION	DIAMETER [mm]	U.M.	Pieces per box
PWD200028	CANOVA ROUND DIFFUSER DIAMETER 100	PWD200028	PCS	1
PWD200029	CANOVA ROUND DIFFUSER DIAMETER 125	PWD200029	PCS	1
PWD200030	CANOVA ROUND DIFFUSER DIAMETER 160	PWD200030	PCS	1

Datasheet



# SQUARE CANOVA

## DIFFUSER IN GYPSUM FOR PLASTERBOARD

### TECHNICAL SPECIFICATIONS

- Hidden and frameless
- High-quality gypsum products
- Can be installed on all types of ducts (steel, corrugated plastic, plenum)
- Connections for 100 mm and 125 mm ducts
- Can be used on single layer, double layer or variable thickness plasterboard
- Sturdy magnetic supports in stainless steel
- Side flaps for plaster fixing
- Diffusion profile guaranteeing even air distribution

## DIFFUSEUR EN EN PLÂTRE POUR PLACOPLÂTRE

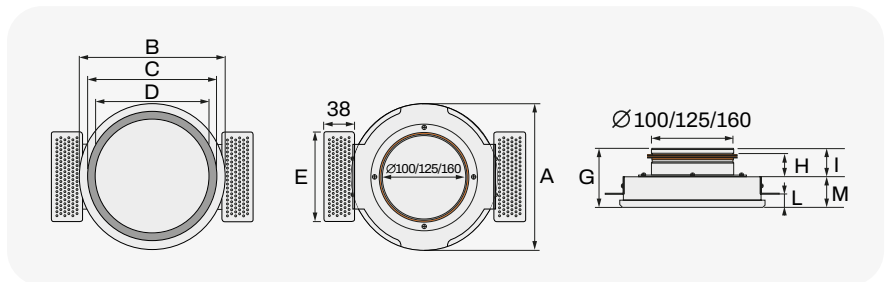

### CARACTÉRISTIQUES TECHNIQUES

- Rétractable sans cadre
- Fabriqués en plâtre de haute qualité
- Installables sur tous les types de conduits (acier, ondulé en plastique, sur plénum)
- Raccords pour conduits de 100 mm et 125 mm • Utilisable sur une seule couche de cloison sèche, double couche ou épaisseur variable
- Supports magnétiques solides en acier inoxydable
- Ailettes latérales pour la fixation du stuc
- Profil de diffusion qui garantit une distribution uniforme de l'air

## LUFTDURCHLASS AUS GIPS FÜR GIPSKARTON

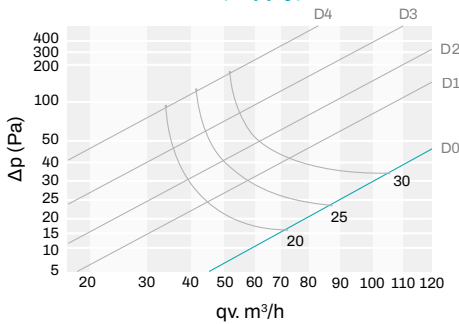
### TECHNISCHE EIGENSCHAFTEN

- Flächenbünding montiert, ohne Rahmen
- Hochwertige Produkte aus Gips
- Auf alle Kanaltypen (Stahl, Kunststoff-Wellrohr, Anschlusskasten) montierbar
- Anschlüsse für Leitungen von 100 mm und 125 mm
- Einsetzbar auf Einzel-, Doppelbeplankung oder variabler Wandstärke
- Robuste Magnethalterungen aus rostfreiem Stahl
- Seitenklappen für die Befestigung der Gipsmasse
- Diffusor profil garantiert eine gleichmäßige Luftverteilung

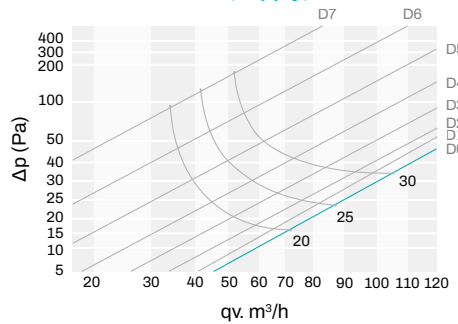


MOD.	A [mm]	B [mm]	C [mm]	D [mm]	E [mm]	G [mm]	H [mm]	I [mm]	L [mm]	M [mm]
Ø100	240	240	206	176	173	89	35	41	13-26	48
Ø125	240	240	206	176	173	89	35	41	13-26	48

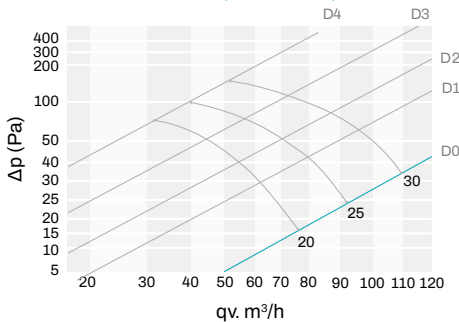
CANOVA Ø100 (supply)



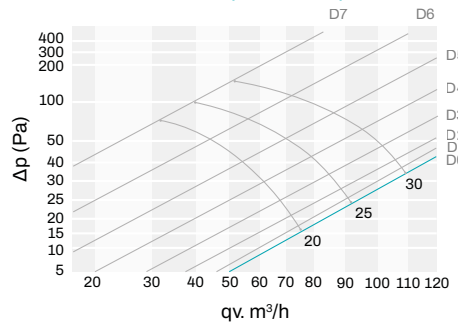
CANOVA Ø125 (supply)



CANOVA Ø100 (extraction)



CANOVA Ø125 (extraction)



CODE	DESCRIPTION	DIAMETER [mm]	U.M.	Pieces per box
PWD200031	DIFFUSER "CANOVA" SQUARE Ø100	PWD200031	PCS	1
PWD200032	DIFFUSER "CANOVA" SQUARE Ø125	PWD200032	PCS	1

Datasheet



 **PLENUM FOR "CANOVA" DIFFUSERS**

**TECHNICAL SPECIFICATIONS**

- Made of electro-galvanised metal sheet
- Closed-cell polyethylene outer coating

 **PLÉNUM POUR DIFFUSEURS "CANOVA"**

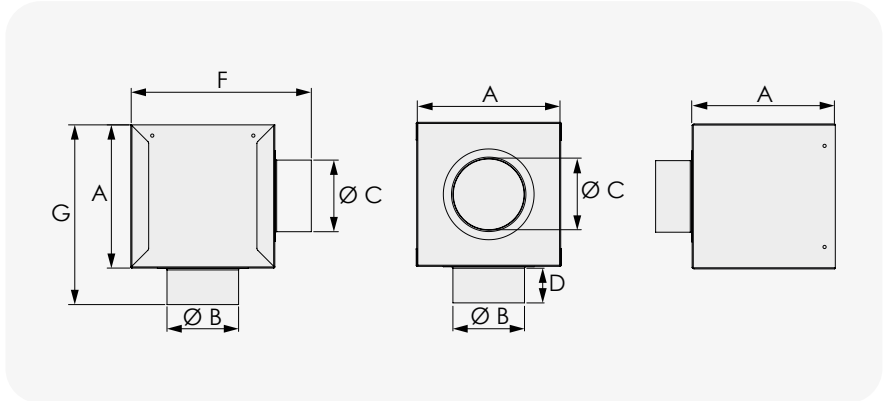
**CARACTÉRISTIQUES TECHNIQUES**

- Fabriqué en tôle électro-galvanisée
- Revêtement extérieur en polyéthylène à cellules fermées


 **PLENUM FÜR LUFTDURCHLÄSSE "CANOVA"**

**TECHNISCHE EIGENSCHAFTEN**

- Aus elektro-galvanisiertem Blech
- Außenbeschichtung aus Polyethylen mit geschlossenen Zellen



MODEL	A [mm]	B [mm]	C [mm]	D [mm]	F [mm]	G [mm]
Ø100	205	100	100	50	252	251
Ø125	205	125	125	50	252	251
Ø165	255	160	150	50	300	300

CODE	DESCRIPTION	DIAMETER [mm]	U.M.	 Pieces per box
PWD200033	PLENUM FOR DIFFUSER "CANOVA" Ø100	Ø100	PCS	1
PWD200034	PLENUM FOR DIFFUSER "CANOVA" Ø125	Ø125	PCS	1
PWD200035	PLENUM FOR DIFFUSER "CANOVA" Ø160	Ø160	PCS	1



**DUCT CONNECTION AND INSTALLATION METHODS**


**Using flexible corrugated piping**



**Directly to the metal duct**




**Via metal plenum**



# LINEAR DELIVERY DIFFUSERS

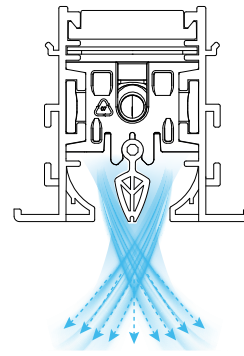


IN ANTI-CONDENSATE  
PVC PLASTIC AND  
IN ALUMINIUM WITH  
DAMPER 1-2-3-4 SLOTS



# LINEAR DELIVERY DIFFUSERS

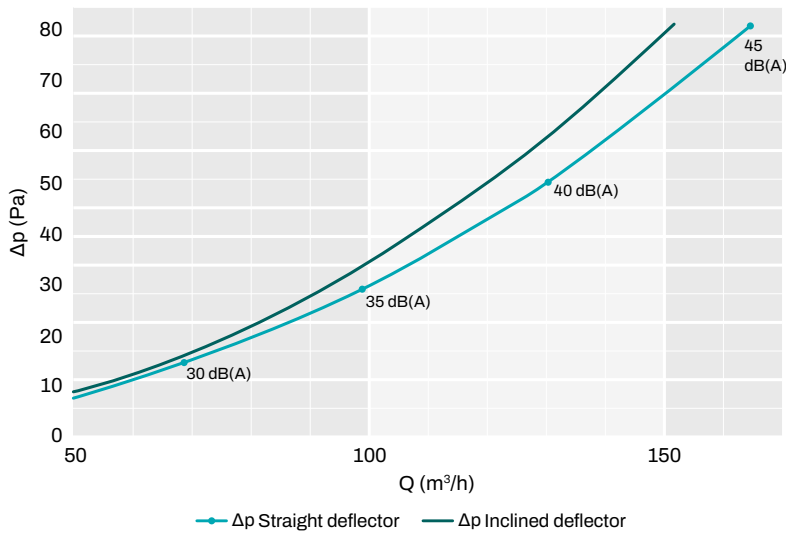
IN PVC ANTI-CONDENSATION OR IN ALUMINIUM,  
WITH DAMPER AND CENTER DEFLECTOR  
1 SLOT



**1 SLOT**

**L 1000 mm**

## Flow rate curves, pressure drops and sound power



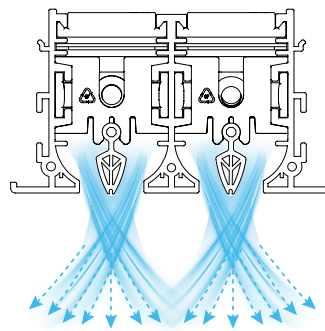
## Straight Throw - Free Field

Livello di potenza sonora ponderato deflettore dritto	Portata	Perdita di carico Deflettore dritto
LWA dB(A)	Q (m³/h)	Δp (Pa)
20 dB(A)	13,4	0,8
25 dB(A)	40,4	5,4
30 dB(A)	68,6	14,6
35 dB(A)	98,5	29,3
40 dB(A)	130,4	50,6
45 dB(A)	164,9	81,1

For launches or other technical data, see the technical data sheet.

# LINEAR DELIVERY DIFFUSERS

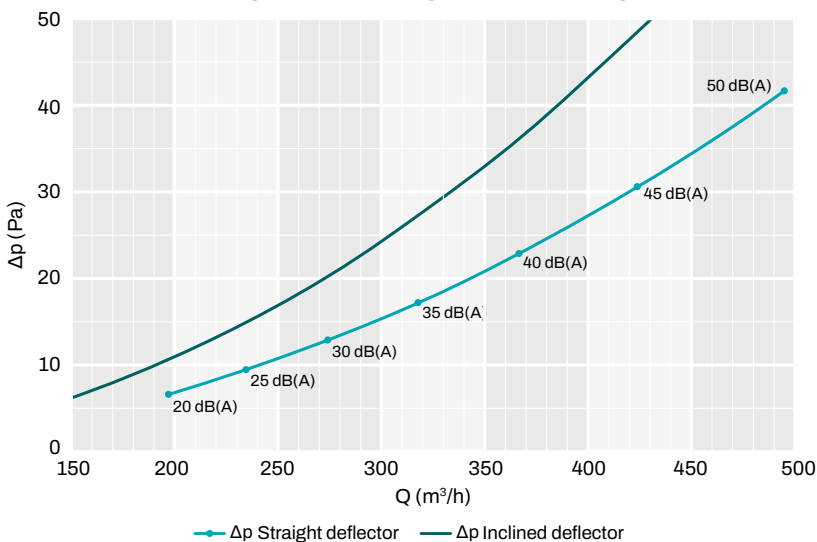
IN PVC ANTI-CONDENSATION OR IN ALUMINIUM,  
WITH DAMPER AND CENTER DEFLECTOR  
2 SLOTS



**2 SLOTS**

**L 1000 mm**

## Flow rate curves, pressure drops and sound power



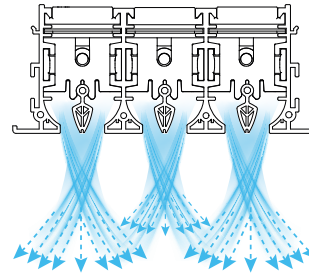
## Straight Throw - Free Field

A-weighted sound power level – straight	Airflow	Pressure drop Straight deflector
LWA dB(A)	Q (m³/h)	Δp (Pa)
20 dB(A)	197,8	6,8
25 dB(A)	234,7	9,6
30 dB(A)	274,4	13,0
35 dB(A)	317,7	17,3
40 dB(A)	366,4	23,0
45 dB(A)	423,6	30,7
50 dB(A)	494,9	41,9

For launches or other technical data, see the technical data sheet.

# LINEAR DELIVERY DIFFUSERS

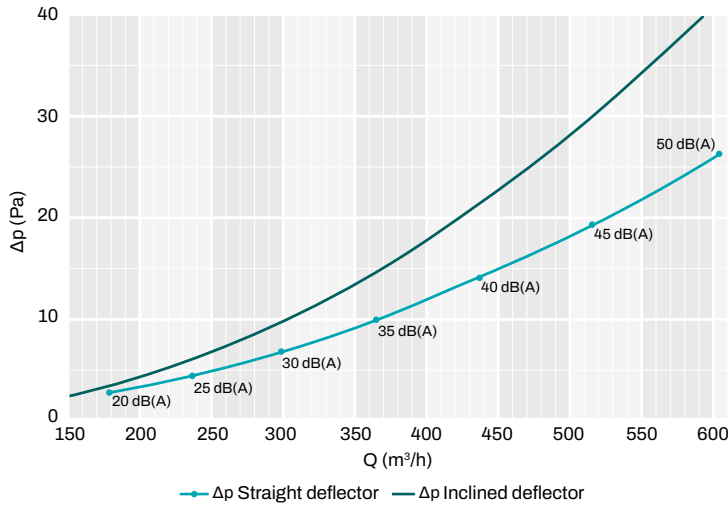
IN PVC ANTI-CONDENSATION OR IN ALUMINIUM,  
WITH DAMPER AND CENTER DEFLECTOR  
**3 SLOTS**



**3 SLOTS**  
**L 1000 mm**

## SELECTION TABLES

Flow rate curves, pressure drop



## QUICK SELECTION TABLES \*

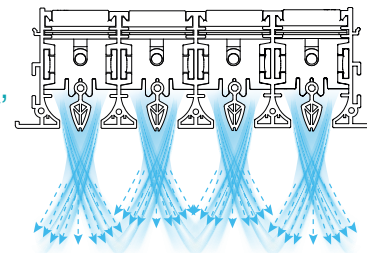
referring to sound power level

A-weighted sound power level – straight	Airflow	Pressure drop Straight deflector
LWA dB(A)	Q (m³/h)	Δp (Pa)
20 dB(A)	179,1	2,5
25 dB(A)	236,7	4,2
30 dB(A)	298,8	6,6
35 dB(A)	365,2	9,8
40 dB(A)	437,1	13,9
45 dB(A)	516,0	19,2
50 dB(A)	604,6	26,2

For launches or other technical data, see the technical data sheet.

# LINEAR DELIVERY DIFFUSERS

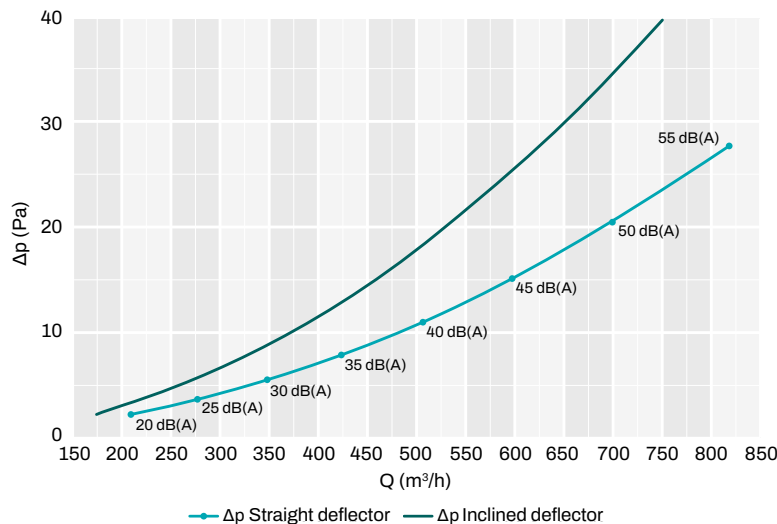
IN PVC ANTI-CONDENSATION OR IN ALUMINIUM,  
WITH DAMPER AND CENTER DEFLECTOR  
**4 SLOTS**



**4 SLOTS**  
**L 1000 mm**

## SELECTION TABLES

Flow rate curves, pressure drop



## QUICK SELECTION TABLES \*

referring to sound power level

A-weighted sound power level – straight	Airflow	Pressure drop Straight deflector
LWA dB(A)	Q (m³/h)	Δp (Pa)
20 dB(A)	209,4	2,2
25 dB(A)	277,2	3,7
30 dB(A)	348,3	5,6
35 dB(A)	423,7	8,0
40 dB(A)	506,3	11,1
45 dB(A)	597,7	15,3
50 dB(A)	700,2	20,8
55 dB(A)	819,2	28,1

For launches or other technical data, see the technical data sheet.

\*The weighted sound power level data with straight deflectors were detected using the speakers coupled to the relevant Tecnosystemi plenum.

The air flow values indicated in the table above refer to a diffuser with a length of one metre.

To calculate the minimum air flow rate for diffusers longer than or equal to one metre, proceed as follows:

Diffuser 1 m / 1 slot => q ref = 100 m³/h

### EXAMPLE 1:

For 1 diffuser 0.80 m / 1 slot => q l = 100 x 0.8 = 80 m³/h

LEGEND:

Q L = Q REF x L | Q L = FLOW RATE TO BE CALCULATED | Q REF = FLOW RATE REFERRED TO 1 m LENGTH | L = DIFFUSER LENGTH

### EXAMPLE :

For 1 diffuser 1.5 m / 1 slot => q l = 100 x 1.5 = 150 m³/h

**LINEAR DIFFUSER IN ANTI-CONDENSATION PVC WITH DAMPER AND CENTRAL DEFLECTOR - 1 SLOT**

**TECHNICAL SPECIFICATIONS**

- Made of anti-condensation PVC plastic
- Fire resistance rating V0
- Operating temperature: -30 °C + 60 °C
- Fastening with screws and brackets
- For wall / ceiling installation
- Matte white color
- Galvanized sheet metal plenum coated with closed-cell polyethylene, available for separate purchase
- Built-in calibration damper
- Continuity kit available separately

**DIFFUSEUR LINÉAIRE EN PVC ANTI-CONDENSATION AVEC REGISTRE ET DÉFLECTEUR CENTRAL - 1 FENTE**

**CARACTÉRISTIQUES TECHNIQUES**

- Réalisée en plastique PVC anti-condensation
- Classe de résistance au feu V0
- Température de fonctionnement : -30 °C + 60 °C
- Fixation au moyen de vis et de supports
- Pour l'installation murale / au plafond
- Couleur blanc mat
- Plénum en tôle galvanisée revêtu de polyéthylène à cellules fermées, disponible à l'achat séparé
- Volet de calibration incorporé
- Kit de continuité disponible séparément

**LINEARER DIFFUSOR AUS PVC MIT KONDENSATSCHUTZ MIT SCHIEBER UND ZENTRALER STÖRKLAPPE - 1 SCHLITZ**

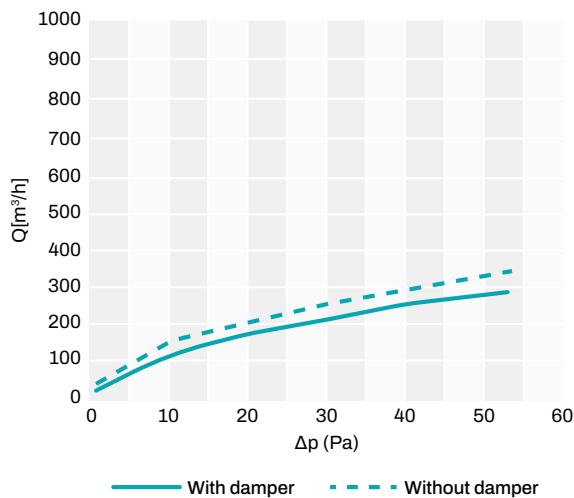
**TECHNISCHE EIGENSCHAFTEN**

- Aus kondensationshemmendem PVC-Kunststoff gefertigt
- Brandschutzklasse V0
- Betriebstemperatur: -30 °C + 60 °C
- Befestigung mittels Schrauben und Halterungen
- Zur Wand- / Deckenmontage
- Mattweiß
- Plenum aus verzinktem Blech mit geschlossenzelligem Polyethylen beschichtet, separat erhältlich
- Eingebaute Kalibrierklappe
- Kontinuitäts-Kit separat erhältlich

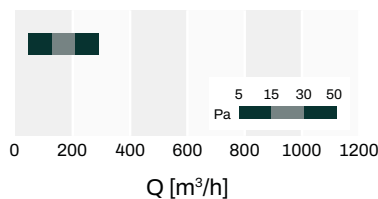


For the plenums see page 21

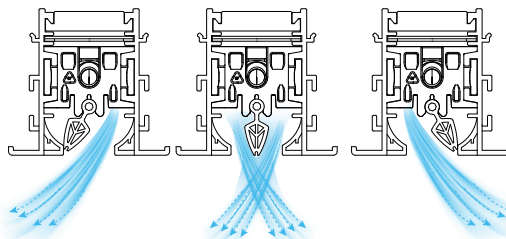
**LOAD CAPACITY AND PRESSURE DROP CURVES**



**RAPID AIR FLOW SELECTION**



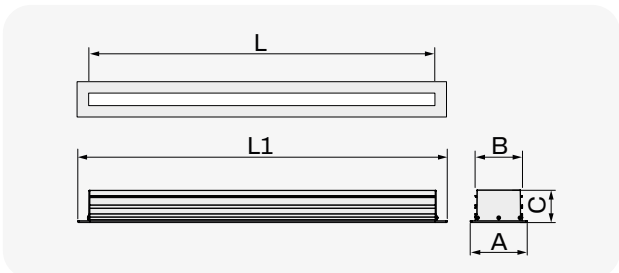
**EXAMPLE OF VERTICAL FLOW**



Ak [m²]	Qv min [m³/h]	Qv max[m³/h]	Lwa min [dB(A)]	Lwa max [dB(A)]	DP min [Pa]	DP max [Pa]
0.021	120	270	32	46	10	50

The data in the table refers to exposed linear diffusers with a length of 1000 mm

CODE	DIMENSIONS [mm]				
	L	L1	A	B	C
PWD301488	600	645	66	49	60
PWD301497	800	845	66	49	60
PWD301506	1000	1045	66	49	60
PWD301515	1500	1545	66	49	60
PWD301524	2000	2045	66	49	60



CODE	DESCRIPTION	U.M.	Pieces per box
PWD301488	LINEAR DIFFUSER IN ANTI-CONDENSATION PVC WITH DAMPER AND CENTRAL DEFLECTOR L600MM 1 SLOT WHITE	PCS	1
PWD301497	LINEAR DIFFUSER IN ANTI-CONDENSATION PVC WITH DAMPER AND CENTRAL DEFLECTOR L800MM 1 SLOT WHITE	PCS	1
PWD301506	LINEAR DIFFUSER IN ANTI-CONDENSATION PVC WITH DAMPER AND CENTRAL DEFLECTOR L1000MM 1 SLOT WHITE	PCS	1
PWD301515	LINEAR DIFFUSER IN ANTI-CONDENSATION PVC WITH DAMPER AND CENTRAL DEFLECTOR L1500MM 1 SLOT WHITE	PCS	1
PWD301524	LINEAR DIFFUSER IN ANTI-CONDENSATION PVC WITH DAMPER AND CENTRAL DEFLECTOR L2000MM 1 SLOT WHITE	PCS	1

**LINEAR DIFFUSER IN ALUMINIUM WITH DAMPER AND CENTRAL DEFLECTOR - 1 SLOT**

**TECHNICAL SPECIFICATIONS**

- Made of aluminum, matte white color
- Fastening with screws and brackets
- For wall / ceiling installation
- Galvanized sheet metal plenum coated with closed-cell polyethylene, available for separate purchase
- Built-in calibration damper
- Continuity kit available separately

**DIFFUSEUR LINÉAIRE EN ALUMINIUM AVEC REGISTRE ET DÉFLECTEUR CENTRAL - 1 FENTE**

**CARACTÉRISTIQUES TECHNIQUES**

- Réalisée en aluminium de couleur blanc mat
- Fixation au moyen de vis et de supports
- Pour l'installation murale / au plafond
- Plénum en tôle galvanisée revêtu de polyéthylène à cellules fermées, disponible à l'achat séparé
- Volet de calibration incorporé
- Kit de continuité disponible séparément

**LINEARER DIFFUSOR AUS ALUMINIUM MIT SCHIEBER UND ZENTRALER STÖRKLAPPE - 1 SCHLITZ**

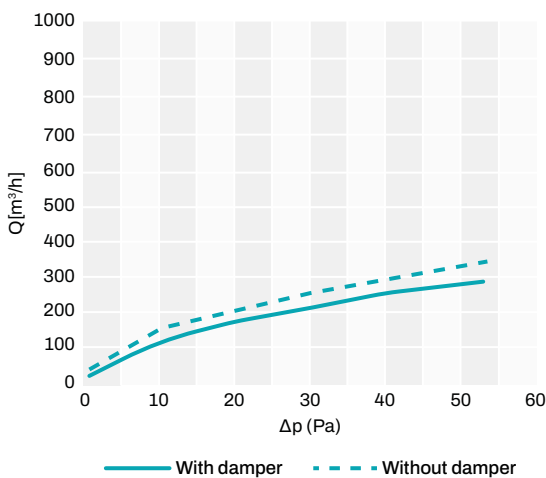
**TECHNISCHE EIGENSCHAFTEN**

- Aus Aluminium in mattweiß gefertigt
- Befestigung mittels Schrauben und Halterungen
- Zur Wand- / Deckenmontage
- Plenum aus verzinktem Blech mit geschlossenzelligem Polyethylen beschichtet, separat erhältlich
- Eingebaute Kalibrierklappe
- Kontinuitäts-Kit separat erhältlich

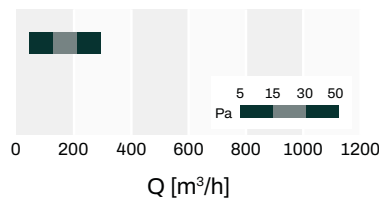


For the plenums see page 21

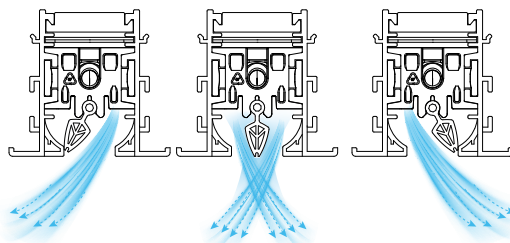
**LOAD CAPACITY AND PRESSURE DROP CURVES**



**RAPID AIR FLOW SELECTION**



**EXAMPLE OF VERTICAL FLOW**



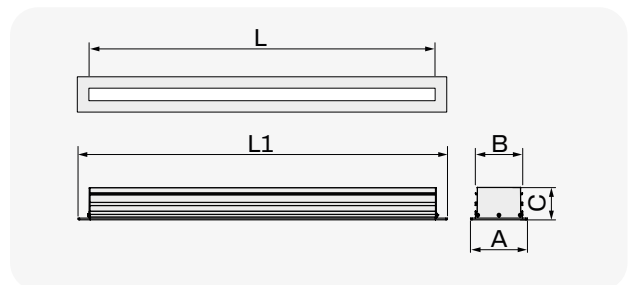
Datasheet



Ak [m²]	Qv min [m³/h]	Qv max[m³/h]	Lwa min [dB(A)]	Lwa max [dB(A)]	DP min [Pa]	DP max [Pa]
0.021	120	270	32	46	10	50

The data in the table refers to exposed linear diffusers with a length of 1000 mm

CODE	DIMENSIONS [mm]				
	L	L1	A	B	C
PWD301613	600	645	66	49	60
PWD301622	800	845	66	49	60
PWD301631	1000	1045	66	49	60
PWD301640	1500	1545	66	49	60
PWD301649	2000	2045	66	49	60



CODE	DESCRIPTION	U.M.	Pieces per box
PWD301613	LINEAR DIFFUSER IN ALUMINIUM WITH DAMPER AND CENTRAL DEFLECTOR L600mm 1 SLOT WHITE	PCS	1
PWD301622	LINEAR DIFFUSER IN ALUMINIUM WITH DAMPER AND CENTRAL DEFLECTOR L800mm 1 SLOT WHITE	PCS	1
PWD301631	LINEAR DIFFUSER IN ALUMINIUM WITH DAMPER AND CENTRAL DEFLECTOR L1000mm 1 SLOT WHITE	PCS	1
PWD301640	LINEAR DIFFUSER IN ALUMINIUM WITH DAMPER AND CENTRAL DEFLECTOR L1500mm 1 SLOT WHITE	PCS	1
PWD301649	LINEAR DIFFUSER IN ALUMINIUM WITH DAMPER AND CENTRAL DEFLECTOR L2000mm 1 SLOT WHITE	PCS	1

**LINEAR DIFFUSER IN ANTI-CONDENSATION PVC WITH DAMPER AND CENTRAL DEFLECTOR - 2 SLOTS**

**TECHNICAL SPECIFICATIONS**

- Made of anti-condensation PVC plastic
- Fire resistance rating V0
- Operating temperature: -30 °C + 60 °C
- Fastening with screws and brackets
- For wall / ceiling installation
- Matte white color
- Galvanized sheet metal plenum coated with closed-cell polyethylene, available for separate purchase
- Built-in calibration damper
- Continuity kit available separately

**DIFFUSEUR LINÉAIRE EN PVC ANTI-CONDENSATION AVEC REGISTRE ET DÉFLECTEUR CENTRAL - 2 FENTES**

**CARACTÉRISTIQUES TECHNIQUES**

- Réalisée en plastique PVC anti-condensation
- Classe de résistance au feu V0
- Température de fonctionnement : -30 °C + 60 °C
- Fixation au moyen de vis et de supports
- Pour l'installation murale / au plafond
- Couleur blanc mat
- Plénum en tôle galvanisée revêtu de polyéthylène à cellules fermées, disponible à l'achat séparé
- Volet de calibration incorporé
- Kit de continuité disponible séparément

**LINEARER DIFFUSOR AUS PVC MIT KONDENSATSCHUTZ MIT SCHIEBER UND ZENTRALER STÖRKLAPPE - 2 SCHLITZE**

**TECHNISCHE EIGENSCHAFTEN**

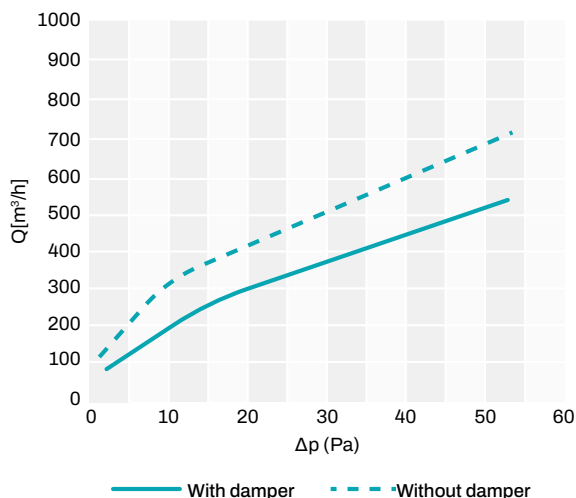
- Aus kondensationshemmendem PVC-Kunststoff gefertigt
- Brandschutzklasse V0
- Betriebstemperatur: -30 °C + 60 °C
- Befestigung mittels Schrauben und Halterungen
- Zur Wand- / Deckenmontage
- Mattweiß
- Plenum aus verzinktem Blech mit geschlossenzelligem Polyethylen beschichtet, separat erhältlich
- Eingebaute Kalibrierklappe
- Kontinuitäts-Kit separat erhältlich



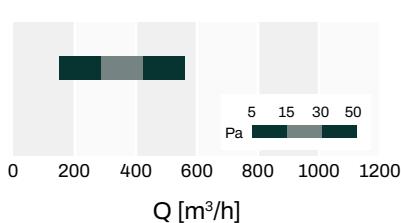
PVC PLASTIC

For the plenums see page 21

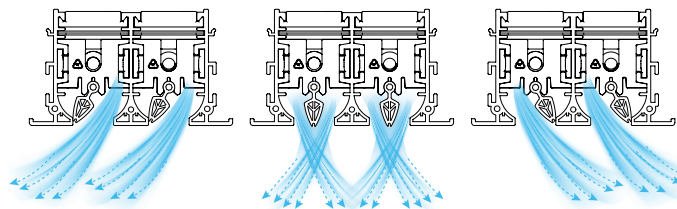
**LOAD CAPACITY AND PRESSURE DROP CURVES**



**RAPID AIR FLOW SELECTION**



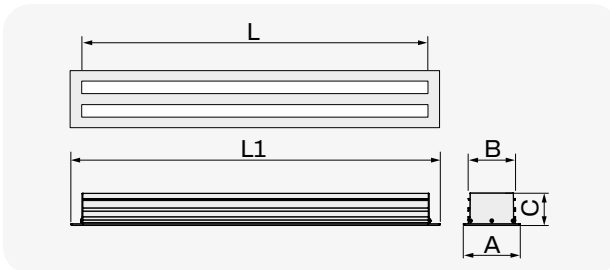
**EXAMPLE OF VERTICAL FLOW**



Ak [m²]	Qv min [m³/h]	Qv max [m³/h]	Lwa min [dB(A)]	Lwa max [dB(A)]	DP min [Pa]	DP max [Pa]
0.042	240	530	33	47	10	50

The data in the table refers to exposed linear diffusers with a length of 1000 mm

CODE	DIMENSIONS [mm]				
	L	L1	A	B	C
PWD301491	600	645	105	88	60
PWD301500	800	845	105	88	60
PWD301509	1000	1045	105	88	60
PWD301518	1500	1545	105	88	60
PWD301527	2000	2045	105	88	60



CODE	DESCRIPTION	U.M.	Pieces per box
PWD301491	LINEAR DIFFUSER IN ANTI-CONDENSATION PVC WITH DAMPER AND CENTRAL DEFLECTOR L600MM 2 SLOTS WHITE	PCS	1
PWD301500	LINEAR DIFFUSER IN ANTI-CONDENSATION PVC WITH DAMPER AND CENTRAL DEFLECTOR L800MM 2 SLOTS WHITE	PCS	1
PWD301509	LINEAR DIFFUSER IN ANTI-CONDENSATION PVC WITH DAMPER AND CENTRAL DEFLECTOR L1000MM 2 SLOTS WHITE	PCS	1
PWD301518	LINEAR DIFFUSER IN ANTI-CONDENSATION PVC WITH DAMPER AND CENTRAL DEFLECTOR L1500MM 2 SLOTS WHITE	PCS	1
PWD301527	LINEAR DIFFUSER IN ANTI-CONDENSATION PVC WITH DAMPER AND CENTRAL DEFLECTOR L2000MM 2 SLOTS WHITE	PCS	1

**LINEAR DIFFUSER IN ALUMINIUM WITH DAMPER AND CENTRAL DEFLECTOR - 2 SLOTS**

**TECHNICAL SPECIFICATIONS**

- Made of aluminum, matte white color
- Fastening with screws and brackets
- For wall / ceiling installation
- Galvanized sheet metal plenum coated with closed-cell polyethylene, available for separate purchase
- Built-in calibration damper
- Continuity kit available separately

**DIFFUSEUR LINÉAIRE EN ALUMINIUM AVEC REGISTRE ET DÉFLECTEUR CENTRAL - 2 FENTES**

**CARACTÉRISTIQUES TECHNIQUES**

- Réalisée en aluminium de couleur blanc mat
- Fixation au moyen de vis et de supports
- Pour l'installation murale / au plafond
- Plénum en tôle galvanisée revêtu de polyéthylène à cellules fermées, disponible à l'achat séparé
- Volet de calibration incorporé
- Kit de continuité disponible séparément

**LINEARER DIFFUSOR AUS ALUMINIUM MIT SCHIEBER UND ZENTRALER STÖRKLAPPE - 2 SCHLITZE**

**TECHNISCHE EIGENSCHAFTEN**

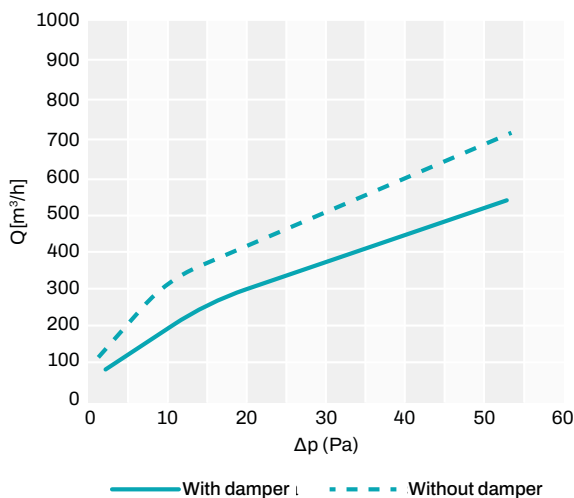
- Aus Aluminium in mattweiß gefertigt
- Befestigung mittels Schrauben und Halterungen
- Zur Wand- / Deckenmontage
- Plenum aus verzinktem Blech mit geschlossenzelligem Polyethylen beschichtet, separat erhältlich
- Eingebaute Kalibrierklappe
- Kontinuitäts-Kit separat erhältlich



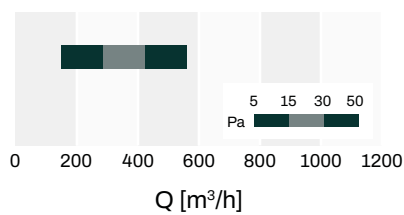
ALUMINIUM

For the plenums see page 21

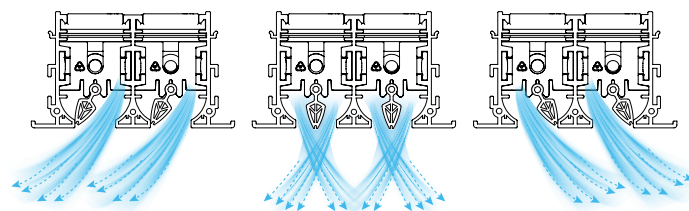
**LOAD CAPACITY AND PRESSURE DROP CURVES**



**RAPID AIR FLOW SELECTION**



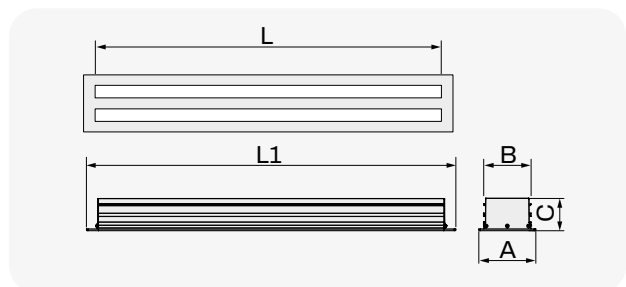
**EXAMPLE OF VERTICAL FLOW**



Ak [m²]	Qv min [m³/h]	Qv max[m³/h]	Lwa min [dB(A)]	Lwa max [dB(A)]	DP min [Pa]	DP max [Pa]
0.042	240	530	33	47	10	50

The data in the table refers to exposed linear diffusers with a length of 1000 mm

CODE	DIMENSIONS [mm]				
	L	L1	A	B	C
PWD301616	600	645	105	88	60
PWD301625	800	845	105	88	60
PWD301634	1000	1045	105	88	60
PWD301643	1500	1545	105	88	60
PWD301652	2000	2045	105	88	60



CODE	DESCRIPTION	U.M.	Pieces per box
PWD301616	LINEAR DIFFUSER IN ALUMINIUM WITH DAMPER AND CENTRAL DEFLECTOR L600mm 2 SLOTS WHITE	PCS	1
PWD301625	LINEAR DIFFUSER IN ALUMINIUM WITH DAMPER AND CENTRAL DEFLECTOR L800mm 2 SLOTS WHITE	PCS	1
PWD301634	LINEAR DIFFUSER IN ALUMINIUM WITH DAMPER AND CENTRAL DEFLECTOR L1000mm 2 SLOTS WHITE	PCS	1
PWD301643	LINEAR DIFFUSER IN ALUMINIUM WITH DAMPER AND CENTRAL DEFLECTOR L1500mm 2 SLOTS WHITE	PCS	1
PWD301652	LINEAR DIFFUSER IN ALUMINIUM WITH DAMPER AND CENTRAL DEFLECTOR L2000mm 2 SLOTS WHITE	PCS	1

**LINEAR DIFFUSER IN ANTI-CONDENSATION PVC WITH DAMPER AND CENTRAL DEFLECTOR - 3 SLOTS**

**TECHNICAL SPECIFICATIONS**

- Made of anti-condensation PVC plastic
- Fire resistance rating V0
- Operating temperature: -30 °C + 60 °C
- Fastening with screws and brackets
- For wall / ceiling installation
- Matte white color
- Galvanized sheet metal plenum coated with closed-cell polyethylene, available for separate purchase
- Built-in calibration damper
- Continuity kit available separately

**DIFFUSEUR LINÉAIRE EN PVC ANTI-CONDENSATION AVEC REGISTRE ET DÉFLECTEUR CENTRAL - 3 FENTES**

**CARACTÉRISTIQUES TECHNIQUES**

- Réalisée en plastique PVC anti-condensation
- Classe de résistance au feu V0
- Température de fonctionnement : -30 °C + 60 °C
- Fixation au moyen de vis et de supports
- Pour l'installation murale / au plafond
- Couleur blanc mat
- Plénum en tôle galvanisée revêtu de polyéthylène à cellules fermées, disponible à l'achat séparé
- Volet de calibration incorporé
- Kit de continuité disponible séparément

**LINEARER DIFFUSOR AUS PVC MIT KONDENSATSCHUTZ MIT SCHIEBER UND ZENTRALER STÖRKLAPPE - 3 SCHLITZE**

**TECHNISCHE EIGENSCHAFTEN**

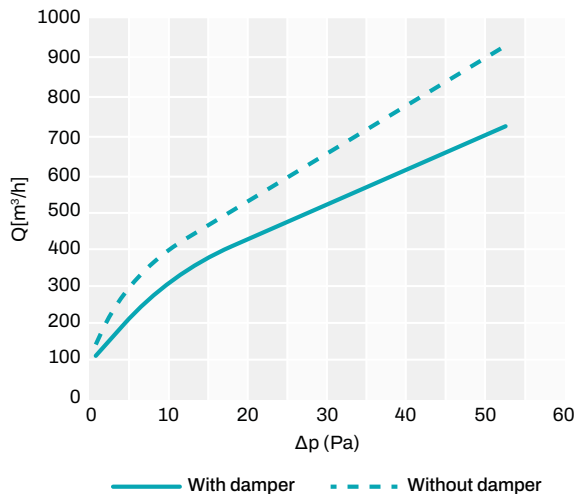
- Aus kondensationshemmendem PVC-Kunststoff gefertigt
- Brandschutzklasse V0
- Betriebstemperatur: -30 °C + 60 °C
- Befestigung mittels Schrauben und Halterungen
- Zur Wand- / Deckenmontage
- Mattweiß
- Plenum aus verzinktem Blech mit geschlossenzelligem Polyethylen beschichtet, separat erhältlich
- Eingebaute Kalibrierklappe
- Kontinuitäts-Kit separat erhältlich



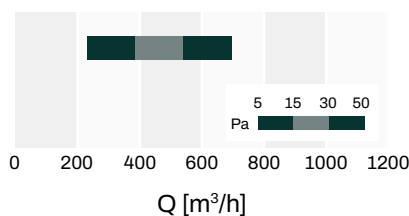
PVC PLASTIC

For the plenums see page 21

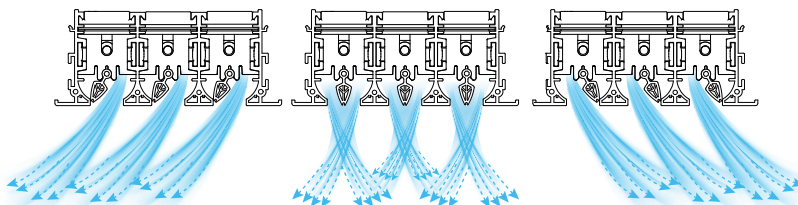
**LOAD CAPACITY AND PRESSURE DROP CURVES**



**RAPID AIR FLOW SELECTION**



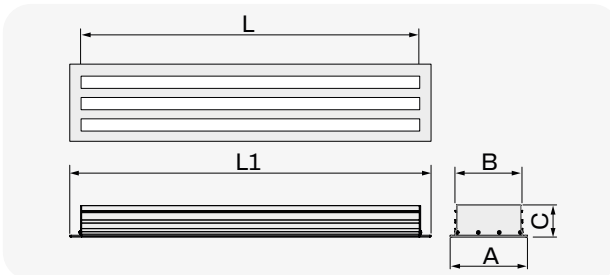
**EXAMPLE OF VERTICAL FLOW**



Ak [m²]	Qv min [m³/h]	Qv max [m³/h]	Lwa min [dB(A)]	Lwa max [dB(A)]	DP min [Pa]	DP max [Pa]
0.063	320	700	34	48	10	50

The data in the table refers to exposed linear diffusers with a length of 1000 mm

CODE	DIMENSIONS [mm]				
	L	L1	A	B	C
PWD301494	600	645	144	127	60
PWD301503	800	845	144	127	60
PWD301512	1000	1045	144	127	60
PWD301521	1500	1545	144	127	60
PWD301530	2000	2045	144	127	60



CODE	DESCRIPTION	U.M.	Pieces per box
PWD301494	LINEAR DIFFUSER IN ANTI-CONDENSATION PVC WITH DAMPER AND CENTRAL DEFLECTOR L600MM 3 SLOTS WHITE	PCS	1
PWD301503	LINEAR DIFFUSER IN ANTI-CONDENSATION PVC WITH DAMPER AND CENTRAL DEFLECTOR L800MM 3 SLOTS WHITE	PCS	1
PWD301512	LINEAR DIFFUSER IN ANTI-CONDENSATION PVC WITH DAMPER AND CENTRAL DEFLECTOR L1000MM 3 SLOTS WHITE	PCS	1
PWD301521	LINEAR DIFFUSER IN ANTI-CONDENSATION PVC WITH DAMPER AND CENTRAL DEFLECTOR L1500MM 3 SLOTS WHITE	PCS	1
PWD301530	LINEAR DIFFUSER IN ANTI-CONDENSATION PVC WITH DAMPER AND CENTRAL DEFLECTOR L2000MM 3 SLOTS WHITE	PCS	1

**LINEAR DIFFUSER IN ALUMINIUM WITH DAMPER AND CENTRAL DEFLECTOR - 3 SLOTS**

**TECHNICAL SPECIFICATIONS**

- Made of aluminum, matte white color
- Fastening with screws and brackets
- For wall / ceiling installation
- Galvanized sheet metal plenum coated with closed-cell polyethylene, available for separate purchase
- Built-in calibration damper
- Continuity kit available separately

**DIFFUSEUR LINÉAIRE EN ALUMINIUM AVEC REGISTRE ET DÉFLECTEUR CENTRAL - 3 FENTES**

**CARACTÉRISTIQUES TECHNIQUES**

- Réalisée en aluminium de couleur blanc mat
- Fixation au moyen de vis et de supports
- Pour l'installation murale / au plafond
- Plénum en tôle galvanisée revêtu de polyéthylène à cellules fermées, disponible à l'achat séparé
- Volet de calibration incorporé
- Kit de continuité disponible séparément

**LINEARER DIFFUSOR AUS ALUMINIUM MIT SCHIEBER UND ZENTRALER STÖRKLAPPE - 3 SCHLITZE**

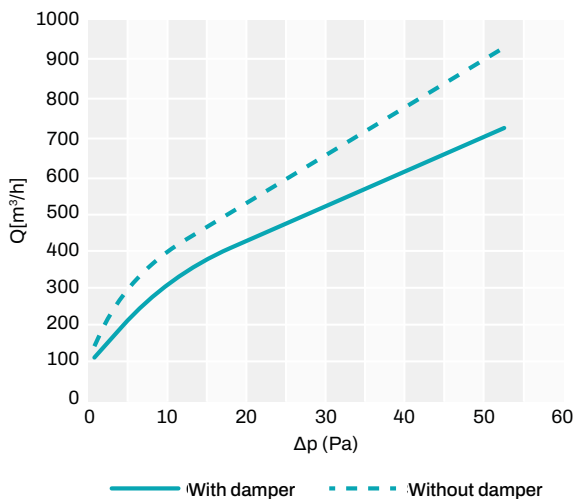
**TECHNISCHE EIGENSCHAFTEN**

- Aus Aluminium in mattweiß gefertigt
- Befestigung mittels Schrauben und Halterungen
- Zur Wand- / Deckenmontage
- Plenum aus verzinktem Blech mit geschlossenzelligem Polyethylen beschichtet, separat erhältlich
- Eingebaute Kalibrierklappe
- Kontinuitäts-Kit separat erhältlich

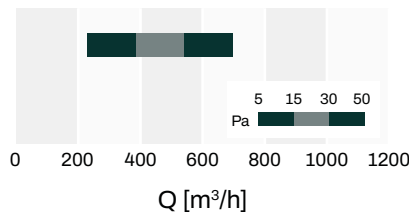


For the plenums see page 21

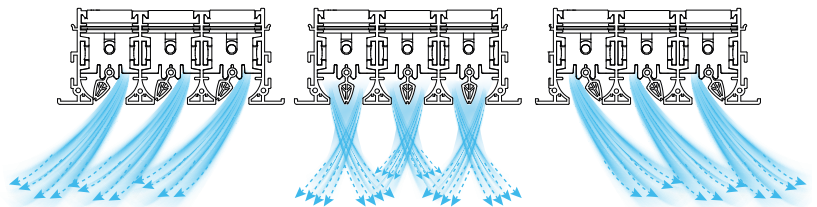
**LOAD CAPACITY AND PRESSURE DROP CURVES**



**RAPID AIR FLOW SELECTION**



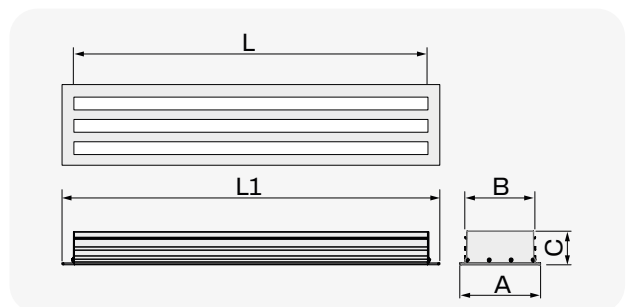
**EXAMPLE OF VERTICAL FLOW**



Ak [m²]	Qv min [m³/h]	Qv max [m³/h]	Lwa min [dB(A)]	Lwa max [dB(A)]	DP min [Pa]	DP max [Pa]
0.063	320	700	34	48	10	50

The data in the table refers to exposed linear diffusers with a length of 1000 mm

CODE	DIMENSIONS [mm]				
	L	L1	A	B	C
PWD301619	600	645	144	127	60
PWD301628	800	845	144	127	60
PWD301637	1000	1045	144	127	60
PWD301646	1500	1545	144	127	60
PWD301655	2000	2045	144	127	60



CODE	DESCRIPTION	U.M.	Pieces per box
PWD301619	LINEAR DIFFUSER IN ALUMINIUM WITH DAMPER AND CENTRAL DEFLECTOR L600mm 3 SLOTS WHITE	PCS	1
PWD301628	LINEAR DIFFUSER IN ALUMINIUM WITH DAMPER AND CENTRAL DEFLECTOR L800mm 3 SLOTS WHITE	PCS	1
PWD301637	LINEAR DIFFUSER IN ALUMINIUM WITH DAMPER AND CENTRAL DEFLECTOR L1000mm 3 SLOTS WHITE	PCS	1
PWD301646	LINEAR DIFFUSER IN ALUMINIUM WITH DAMPER AND CENTRAL DEFLECTOR L1200mm 3 SLOTS WHITE	PCS	1
PWD301655	LINEAR DIFFUSER IN ALUMINIUM WITH DAMPER AND CENTRAL DEFLECTOR L2000mm 3 SLOTS WHITE	PCS	1

**LINEAR DIFFUSER IN ANTI-CONDENSATION PVC WITH DAMPER AND CENTRAL DEFLECTOR - 4 SLOTS**

**TECHNICAL SPECIFICATIONS**

- Made of anti-condensation PVC plastic
- Fire resistance rating V0
- Operating temperature: -30 °C + 60 °C
- Fastening with screws and brackets
- For wall / ceiling installation
- Matte white color
- Galvanized sheet metal plenum coated with closed-cell polyethylene, available for separate purchase
- Built-in calibration damper
- Continuity kit available separately

**DIFFUSEUR LINÉAIRE EN PVC ANTI-CONDENSATION AVEC REGISTRE ET DÉFLECTEUR CENTRAL - 4 FENTES**

**CARACTÉRISTIQUES TECHNIQUES**

- Réalisée en plastique PVC anti-condensation
- Classe de résistance au feu V0
- Température de fonctionnement : -30 °C + 60 °C
- Fixation au moyen de vis et de supports
- Pour l'installation murale / au plafond
- Couleur blanc mat
- Plénum en tôle galvanisée revêtu de polyéthylène à cellules fermées, disponible à l'achat séparé
- Volet de calibration incorporé
- Kit de continuité disponible séparément

**LINEARER DIFFUSOR AUS PVC MIT KONDENSATSCHUTZ MIT SCHIEBER UND ZENTRALER STÖRKLAPPE - 4 SCHLITZE**

**TECHNISCHE EIGENSCHAFTEN**

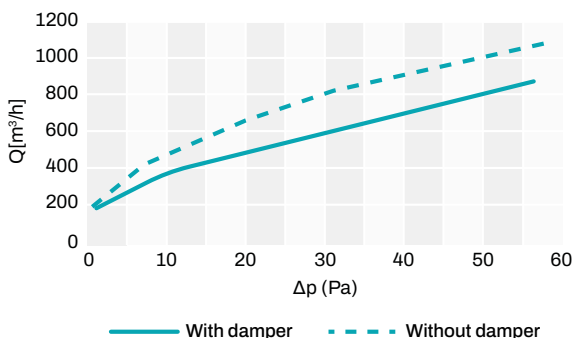
- Aus kondensationshemmendem PVC-Kunststoff gefertigt
- Brandschutzklasse V0
- Betriebstemperatur: -30 °C + 60 °C
- Befestigung mittels Schrauben und Halterungen
- Zur Wand- / Deckenmontage
- Mattweiß
- Plenum aus verzinktem Blech mit geschlossenzelligem Polyethylen beschichtet, separat erhältlich
- Eingebaute Kalibrierklappe
- Kontinuitäts-Kit separat erhältlich



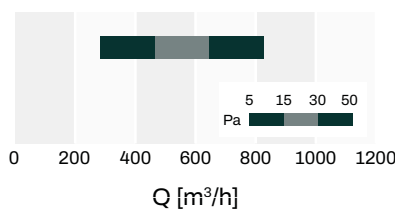
PVC PLASTIC

For the plenums see page 21

**LOAD CAPACITY AND PRESSURE DROP CURVES**



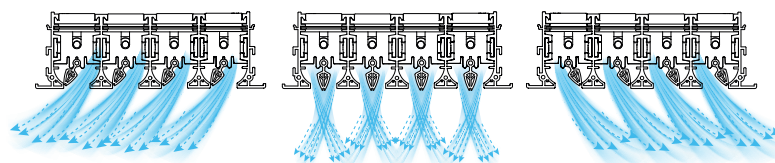
**RAPID AIR FLOW SELECTION**



**Datasheet**



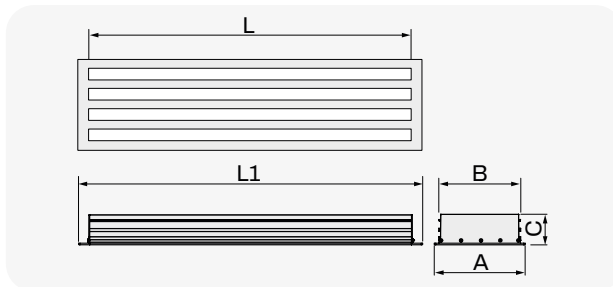
**EXAMPLE OF VERTICAL FLOW**



Ak [m²]	Qv min [m³/h]	Qv max [m³/h]	Lwa min [dB(A)]	Lwa max [dB(A)]	DP min [Pa]	DP max [Pa]
0.084	380	810	35	49	10	50

The data in the table refers to exposed linear diffusers with a length of 1000 mm

CODE	DIMENSIONS [mm]				
	L	L1	A	B	C
PWD301663	600	645	183	166	60
PWD301666	800	845	183	166	60
PWD301669	1000	1045	183	166	60
PWD301672	1500	1545	183	166	60
PWD301675	2000	2045	183	166	60



CODE	DESCRIPTION	U.M.	Pieces per box
PWD301663	LINEAR DIFFUSER IN ANTI-CONDENSATION PVC WITH DAMPER AND CENTRAL DEFLECTOR L600MM 4 SLOTS WHITE	PCS	1
PWD301666	LINEAR DIFFUSER IN ANTI-CONDENSATION PVC WITH DAMPER AND CENTRAL DEFLECTOR L800MM 4 SLOTS WHITE	PCS	1
PWD301669	LINEAR DIFFUSER IN ANTI-CONDENSATION PVC WITH DAMPER AND CENTRAL DEFLECTOR L1000MM 4 SLOTS WHITE	PCS	1
PWD301672	LINEAR DIFFUSER IN ANTI-CONDENSATION PVC WITH DAMPER AND CENTRAL DEFLECTOR L1500MM 4 SLOTS WHITE	PCS	1
PWD301675	LINEAR DIFFUSER IN ANTI-CONDENSATION PVC WITH DAMPER AND CENTRAL DEFLECTOR L2000MM 4 SLOTS WHITE	PCS	1

**LINEAR DIFFUSER IN ALUMINIUM WITH DAMPER AND CENTRAL DEFLECTOR - 4 SLOTS**

**TECHNICAL SPECIFICATIONS**

- Made of aluminum, matte white color
- Fastening with screws and brackets
- For wall / ceiling installation
- Galvanized sheet metal plenum coated with closed-cell polyethylene, available for separate purchase
- Built-in calibration damper
- Continuity kit available separately

**DIFFUSEUR LINÉAIRE EN ALUMINIUM AVEC REGISTRE ET DÉFLECTEUR CENTRAL - 4 FENTES**

**CARACTÉRISTIQUES TECHNIQUES**

- Réalisée en aluminium de couleur blanc mat
- Fixation au moyen de vis et de supports
- Pour l'installation murale / au plafond
- Plénum en tôle galvanisée revêtu de polyéthylène à cellules fermées, disponible à l'achat séparé
- Volet de calibration incorporé
- Kit de continuité disponible séparément

**LINEARER DIFFUSOR AUS ALUMINIUM MIT SCHIEBER UND ZENTRALER STÖRKLAPPE - 4 SCHLITZE**

**TECHNISCHE EIGENSCHAFTEN**

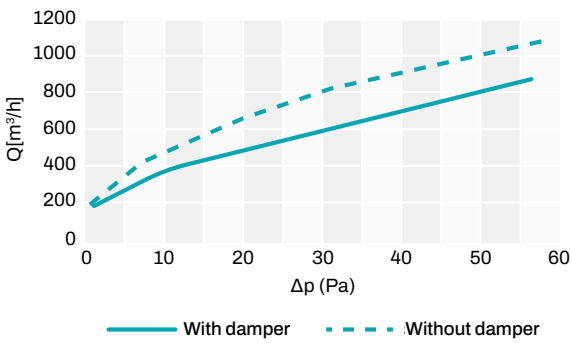
- Aus Aluminium in mattweiß gefertigt
- Befestigung mittels Schrauben und Halterungen
- Zur Wand- / Deckenmontage
- Plenum aus verzinktem Blech mit geschlossenzelligem Polyethylen beschichtet, separat erhältlich
- Eingebaute Kalibrierklappe
- Kontinuitäts-Kit separat erhältlich



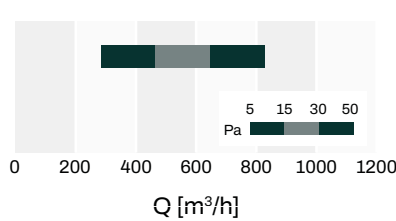
ALUMINIUM

For the plenums see page 21

**LOAD CAPACITY AND PRESSURE DROP CURVES**



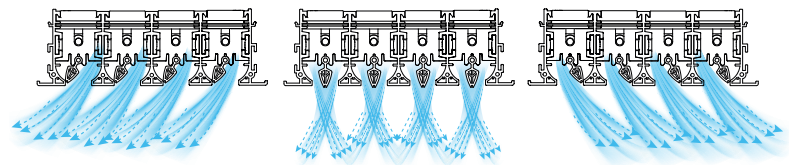
**RAPID AIR FLOW SELECTION**



**Datasheet**



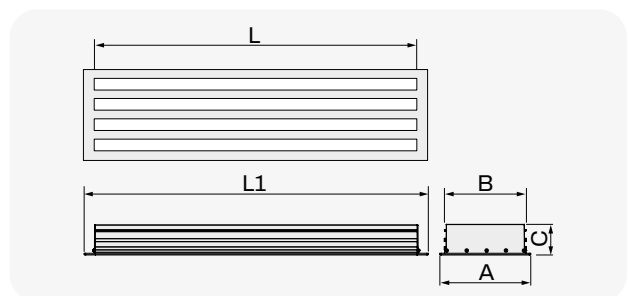
**EXAMPLE OF VERTICAL FLOW**



Ak [m²]	Qv min [m³/h]	Qv max [m³/h]	Lwa min [dB(A)]	Lwa max [dB(A)]	DPmin [Pa]	DPmax [Pa]
0.084	380	810	35	49	10	50

The data in the table refers to exposed linear diffusers with a length of 1000 mm

CODE	DIMENSIONS [mm]				
	L	L1	A	B	C
PWD301678	600	645	183	166	60
PWD301681	800	845	183	166	60
PWD301684	1000	1045	183	166	60
PWD301687	1500	1545	183	166	60
PWD301690	2000	2045	183	166	60



CODE	DESCRIPTION	U.M.	Pieces per box
PWD301678	LINEAR DIFFUSER IN ALUMINIUM WITH DAMPER AND CENTRAL DEFLECTOR L600mm 4 SLOTS WHITE	PCS	1
PWD301681	LINEAR DIFFUSER IN ALUMINIUM WITH DAMPER AND CENTRAL DEFLECTOR L800mm 4 SLOTS WHITE	PCS	1
PWD301684	LINEAR DIFFUSER IN ALUMINIUM WITH DAMPER AND CENTRAL DEFLECTOR L1000mm 4 SLOTS WHITE	PCS	1
PWD301687	LINEAR DIFFUSER IN ALUMINIUM WITH DAMPER AND CENTRAL DEFLECTOR L1200mm 4 SLOTS WHITE	PCS	1
PWD301690	LINEAR DIFFUSER IN ALUMINIUM WITH DAMPER AND CENTRAL DEFLECTOR L2000mm 4 SLOTS WHITE	PCS	1



**LOWERED INSULATED  
PLENUM WITH TOP  
CONNECTION, COMPLETE  
WITH STOP FOR 1-SLOT  
LINEAR DIFFUSER.**

**TECHNICAL SPECIFICATIONS**

- Made of insulated galvanised metal sheet
- Outer closed cell polyethylene coating (thickness 3 mm)
- Collars for top connections included (to be assembled during plenum installation)
- Linear diffuser fastening brackets and hardware kit supplied
- Provisions for additional ducting and for VMC Ø75/90 (ref. ACD600089 - ACD600090)



**PLÉNUM ISOLÉ ABAISSÉ  
AVEC RACCORD SUPÉRIEUR,  
COMPLÈT AVEC BUTÉE POUR  
DIFFUSEUR LINÉAIRE À 1  
FENTE.**

**CARACTÉRISTIQUES TECHNIQUES**

- Fabriqué en tôle galvanisée isolée
- Revêtement extérieur en polyéthylène à cellules fermées (épaisseur 3 mm)
- Collets pour raccords supérieurs fournis (à assembler lors de l'installation du plénum)
- Kit de supports et de vis pour la fixation du diffuseur linéaire fourni
- Prédipositions pour conduits supplémentaires et pour VMC Ø75/90 (réf. ACD600089 - ACD600090)



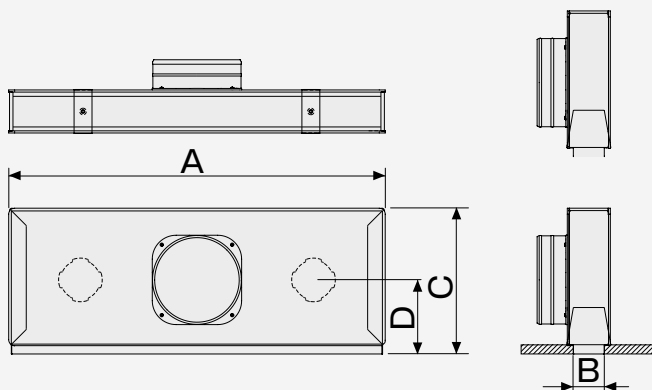
**ABGESENKTES, GEDÄMMTES  
PLENUM MIT OBEREM  
ANSCHLUSS, KOMPLÈT MIT  
ANSCHLAG FÜR LINEAREN  
DIFFUSOR MIT 1 SCHLITZ.**

**TECHNISCHE EIGENSCHAFTEN**

- Aus isoliertem verzinktem Blech
- Außenbeschichtung aus Polyethylen mit geschlossenen Zellen (Stärke 3 mm)
- Kragen für obere Anschlüsse im Lieferumfang enthalten (während der Plenum-Installation zu montieren)
- Satz Halterungen und Schrauben zur Befestigung des mitgelieferten linearen Luftdurchlasses
- Vorkehrungen für zusätzliche Kanalisierungen und für VMC Ø75/90 (Ref. ACD600089 - ACD600090)

**MADE IN ITALY**

**NEW**



**Datasheet**



CODE	DIMENSIONS [mm]				UPPER COLLAR INCLUDED	MVHR PROVISIONS	UPPER COLLAR (OPTIONAL)	U.M.	Pieces per box
	A	B	C	D					
PWD402584	630	52	244	123	1x E5 (Ø150)	2x Ø75 - Ø90	/	PZ	1
PWD402585	830	52	244	123	1x E5 (Ø150)	2x Ø75 - Ø90	/	PZ	1
PWD402586	1030	52	244	123	1x E5 (Ø150)	2x Ø75 - Ø90	/	PZ	1
PWD402587	1530	52	244	123	2x E5 (Ø150)	2x Ø75 - Ø90	1x D4 (Ø150/200)	PZ	1
PWD402588	2030	52	244	123	2x E5 (Ø150)	4x Ø75 - Ø90	1x D4 (Ø150/200)	PZ	1

**LOWERED INSULATED PLENUM WITH TOP CONNECTION, COMPLETE WITH STOP FOR 2-SLOTS LINEAR DIFFUSER.**

**TECHNICAL SPECIFICATIONS**

- Made of insulated galvanised metal sheet
- Outer closed cell polyethylene coating (thickness 3 mm)
- Collars for top connections included (to be assembled during plenum installation)
- Collars for rear and side inlets available on request (see combinations in table)
- Linear diffuser fastening brackets and hardware kit supplied
- Provisions for additional ducting and for VMC Ø75/90 (ref. ACD600089 - ACD600090)

**PLÉNUM ISOLÉ ABAISSÉ AVEC RACCORD SUPÉRIEUR, COMPLET AVEC BUTÉE POUR DIFFUSEUR LINÉAIRE À 2 FENTES.**

**CARACTÉRISTIQUES TECHNIQUES**

- Fabriqué en tôle galvanisée isolée
- Revêtement extérieur en polyéthylène à cellules fermées (épaisseur 3 mm)
- Collets pour raccordements supérieurs fournis (à assembler lors de l'installation du plénum)
- Colliers pour entrées arrière et latérales disponibles sur demande (voir combinaisons dans le tableau)
- Kit de supports et de vis pour la fixation du diffuseur linéaire fourni
- Prédpositions pour conduits supplémentaires et pour VMC Ø75/90 (réf. ACD600089 - ACD600090)

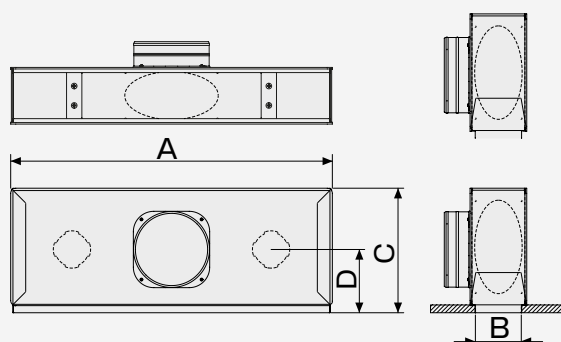
**ABGESENKTES, GEDÄMMTES PLENUM MIT OBEREM ANSCHLUSS, KOMPLETT MIT ANSCHLAG FÜR LINEAREN DIFFUSOR MIT 2 SCHLITZEN.**

**TECHNISCHE EIGENSCHAFTEN**

- Aus isoliertem verzinktem Blech
- Außenbeschichtung aus Polyethylen mit geschlossenen Zellen (Stärke 3 mm)
- Kragen für obere Anschlüsse im Lieferumfang enthalten (während der Plenum-Installation zu montieren)
- Schellen für hintere und seitliche Eingänge auf Anfrage erhältlich (siehe Tabelle der Kombinationen)
- Satz Halterungen und Schrauben zur Befestigung des mitgelieferten linearen Luftdurchlasses
- Vorkehrungen für zusätzliche Kanalisierungen und für VMC Ø75/90 (Ref. ACD600089 - ACD600090)

**MADE IN ITALY**

**NEW**



**Datasheet**



CODE	DIMENSIONS [mm]				UPPER COLLAR INCLUDED	MVHR PROVISIONS	UPPER COLLAR (OPTIONAL)	REAR COLLAR (OPTIONAL)	SIDE COLLAR (OPTIONAL)	U.M.	Pieces per box
	A	B	C	D							
PWD402589	630	91	244	123	1x E5 (Ø150)	2x Ø75 - Ø90	/	1x C3 (Ø125/150)	2x C3 (Ø125/150)	PZ	1
PWD402590	830	91	244	123	1x E5 (Ø150)	2x Ø75 - Ø90	/	1x C3 (Ø125/150)	2x C3 (Ø125/150)	PZ	1
PWD402591	1030	91	244	123	2x E5 (Ø150)	2x Ø75 - Ø90	1x D4 (Ø150/200)	1x D4 (Ø150/200) + 2x C3 (Ø125/150)	2x C3 (Ø125/150)	PZ	1
PWD402592	1530	91	244	123	2x E5 (Ø150)	2x Ø75 - Ø90	1x D4 (Ø150/200)	2x C3 (Ø125/150)	2x C3 (Ø125/150)	PZ	1
PWD402593	2030	91	244	123	2x E5 (Ø150)	4x Ø75 - Ø90	1x D4 (Ø150/200)	2x C3 (Ø125/150)	2x C3 (Ø125/150)	PZ	1



**LOWERED INSULATED  
PLENUM WITH TOP  
CONNECTION, COMPLETE  
WITH STOP FOR 3-SLOT  
LINEAR DIFFUSER.**

**TECHNICAL SPECIFICATIONS**

- Made of insulated galvanised metal sheet
- Outer closed cell polyethylene coating (thickness 3 mm)
- Collars for top connections included (to be assembled during plenum installation)
- Collars for rear and side inlets available on request (see combinations in table)
- Linear diffuser fastening brackets and hardware kit supplied
- Provisions for additional ducting and for VMC Ø75/90 (ref. ACD600089 - ACD600090)



**PLÉNUM ISOLÉ ABAISSÉ  
AVEC RACCORD SUPÉRIEUR,  
COMPLÈT AVEC BUTÉE POUR  
DIFFUSEUR LINÉAIRE À 3  
FENTES.**

**CARACTÉRISTIQUES TECHNIQUES**

- Fabriqué en tôle galvanisée isolée
- Revêtement extérieur en polyéthylène à cellules fermées (épaisseur 3 mm)
- Collets pour raccordements supérieurs fournis (à assembler lors de l'installation du plénum)
- Colliers pour entrées arrière et latérales disponibles sur demande (voir combinaisons dans le tableau)
- Kit de supports et de vis pour la fixation du diffuseur linéaire fourni
- Prédpositions pour conduits supplémentaires et pour VMC Ø75/90 (réf. ACD600089 - ACD600090)



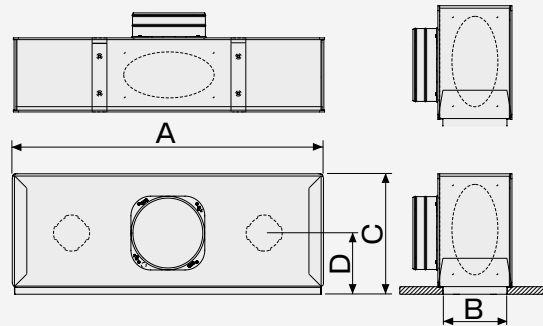
**ABGESENKTES, GEDÄMMTES  
PLENUM MIT OBEREM  
ANSCHLUSS, KOMPLÈT MIT  
ANSCHLAG FÜR LINEAREN  
DIFFUSOR MIT 3 SCHLITZEN.**

**TECHNISCHE EIGENSCHAFTEN**

- Aus isoliertem verzinktem Blech
- Außenbeschichtung aus Polyethylen mit geschlossenen Zellen (Stärke 3 mm)
- Kragen für obere Anschlüsse im Lieferumfang enthalten (während der Plenum-Installation zu montieren)
- Schellen für hintere und seitliche Eingänge auf Anfrage erhältlich (siehe Tabelle der Kombinationen)
- Satz Halterungen und Schrauben zur Befestigung des mitgelieferten linearen Luftdurchlasses
- Vorkehrungen für zusätzliche Kanalisierungen und für VMC Ø75/90 (Ref. ACD600089 - ACD600090)

**MADE IN ITALY**

**NEW**



CODE	DIMENSIONS [mm]				UPPER COLLAR INCLUDED	MVHR PROVISIONS	UPPER COLLAR (OPTIONAL)	REAR COLLAR (OPTIONAL)	SIDE COLLAR (OPTIONAL)	U.M.	Pieces per box
	A	B	C	D							
PWD402594	630	130	244	123	1x E5 (Ø150)	2x Ø75 - Ø90	/	1x C3 (Ø125/150)	1x C3 (Ø125/150)	PZ	1
PWD402595	830	130	244	123	1x E5 (Ø150)	2x Ø75 - Ø90	/	1x C3 (Ø125/150)	2x C3 (Ø125/150)	PZ	1
PWD402596	1030	130	244	123	2x E5 (Ø150)	2x Ø75 - Ø90	1x D4 (Ø150/200)	2x C3 (Ø125/150)	2x C3 (Ø125/150)	PZ	1
PWD402597	1530	130	244	123	2x E5 (Ø150)	2x Ø75 - Ø90	1x D4 (Ø150/200)	2x C3 (Ø125/150)	2 x C3 (Ø125/150)	PZ	1
PWD402598	2030	130	244	123	2x E5 (Ø150)	4x Ø75 - Ø90	1x D4 (Ø150/200)	2x C3 (Ø125/150)	2x C3 (Ø125/150)	PZ	1



**LOWERED INSULATED PLENUM WITH TOP CONNECTION, COMPLETE WITH STOP FOR 4-SLOT LINEAR DIFFUSER.**

**TECHNICAL SPECIFICATIONS**

- Made of insulated galvanised metal sheet
- Outer closed cell polyethylene coating (thickness 3 mm)
- Collars for top connections included (to be assembled during plenum installation)
- Collars for rear and side inlets available on request (see combinations in table)
- Linear diffuser fastening brackets and hardware kit supplied
- Provisions for additional ducting and for VMC Ø75/90 (ref. ACD600089 - ACD600090)



**PLÉNUM ISOLÉ ABAISSÉ AVEC RACCORD SUPÉRIEUR, COMPLET AVEC BUTÉE POUR DIFFUSEUR LINÉAIRE À 4 FENTES.**

**CARACTÉRISTIQUES TECHNIQUES**

- Fabriqué en tôle galvanisée isolée
- Revêtement extérieur en polyéthylène à cellules fermées (épaisseur 3 mm)
- Collets pour raccordements supérieurs fournis (à assembler lors de l'installation du plénum)
- Colliers pour entrées arrière et latérales disponibles sur demande (voir combinaisons dans le tableau)
- Kit de supports et de vis pour la fixation du diffuseur linéaire fourni
- Prédpositions pour conduits supplémentaires et pour VMC Ø75/90 (réf. ACD600089 - ACD600090)



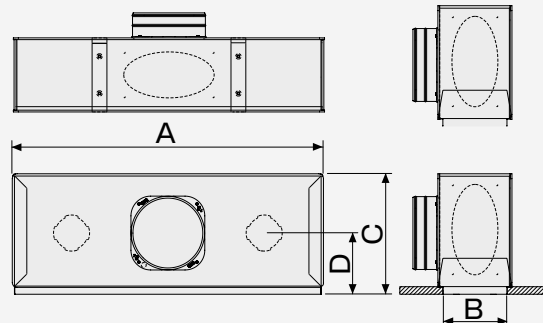
**ABGESENKTES, GEDÄMMTES PLENUM MIT OBEREM ANSCHLUSS, KOMPLETT MIT ANSCHLAG FÜR LINEAREN DIFFUSOR MIT 4 SCHLITZEN.**

**TECHNISCHE EIGENSCHAFTEN**

- Aus isoliertem verzinktem Blech
- Außenbeschichtung aus Polyethylen mit geschlossenen Zellen (Stärke 3 mm)
- Kragen für obere Anschlüsse im Lieferumfang enthalten (während der Plenum-Installation zu montieren)
- Schellen für hintere und seitliche Eingänge auf Anfrage erhältlich (siehe Tabelle der Kombinationen)
- Satz Halterungen und Schrauben zur Befestigung des mitgelieferten linearen Luftdurchlasses
- Vorkehrungen für zusätzliche Kanalisierungen und für VMC Ø75/90 (Ref. ACD600089 - ACD600090)


**MADE IN ITALY**

**NEW**




**Datasheet**




CODE	DIMENSIONS [mm]				UPPER COLLAR INCLUDED	MVHR PROVISIONS	UPPER COLLAR (OPTIONAL)	REAR COLLAR (OPTIONAL)	SIDE COLLAR (OPTIONAL)	U.M.	 Pieces per box
	A	B	C	D							
PWD402599	630	169	244	129	1x B2 (Ø150/200)	2x Ø75 - Ø90	1x D4 (Ø150/200)	2x C3 (Ø125/150)	1x C3 (Ø125/150)	PZ	1
PWD402600	830	169	244	129	1x B2 (Ø150/200)	2x Ø75 - Ø90	1x D4 (Ø150/200)	2x C3 (Ø125/150)	2x C3 (Ø125/150)	PZ	1
PWD402601	1030	169	244	129	2x B2 (Ø150/200)	3x Ø75 - Ø90	2x D4 (Ø150/200)	2x C3 (Ø125/150)	2x C3 (Ø125/150)	PZ	1
PWD402602	1530	169	244	129	2x B2 (Ø150/200)	3x Ø75 - Ø90	2x D4 (Ø150/200)	2x C3 (Ø125/150)	2 x C3 (Ø125/150)	PZ	1
PWD402603	2030	169	244	129	2x B2 (Ø150/200)	4x Ø75 - Ø90	2x D4 (Ø150/200)	2x C3 (Ø125/150)	2x C3 (Ø125/150)	PZ	1

# LINEAR RETRACTING DIFFUSERS

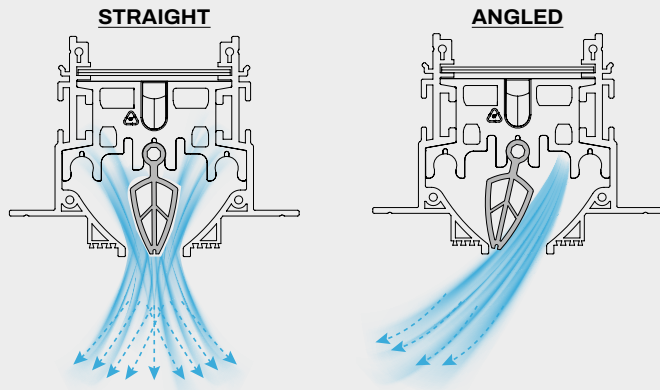


IN ANTI-  
CONDENSATION  
PVC AND ALUMINIUM  
WITH INSULATED  
PLENUM

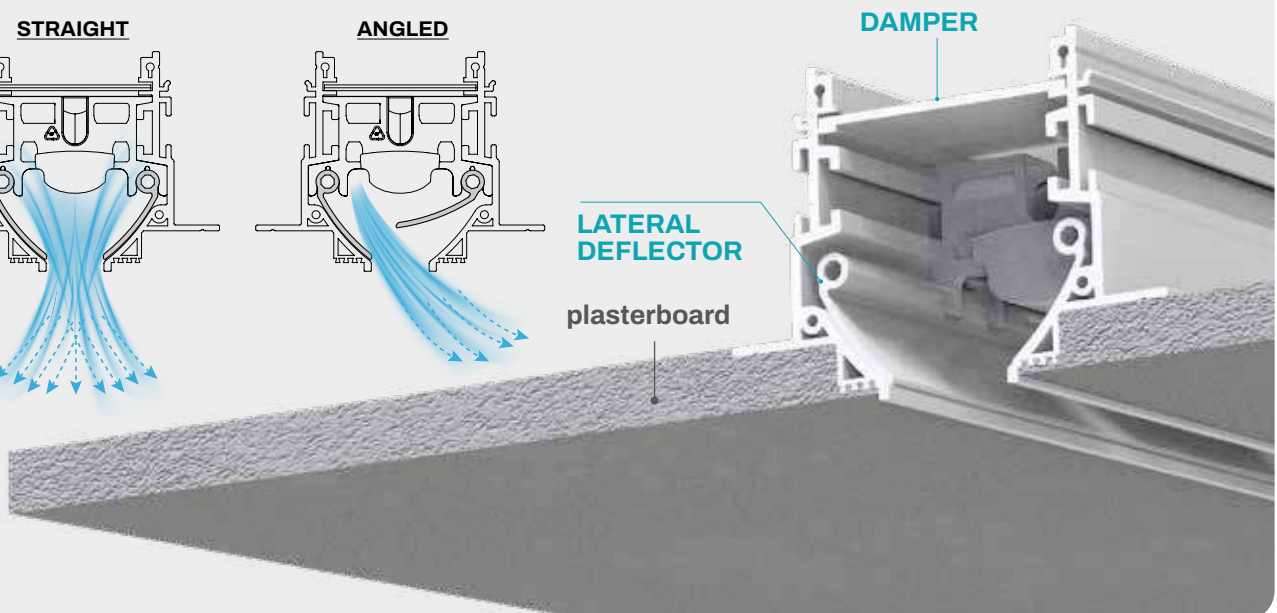
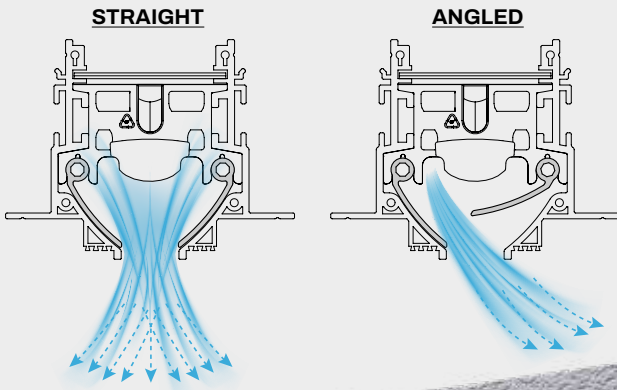


**EXAMPLE OF VERTICAL FLOW**

Retracting linear delivery diffuser with **central** deflectors

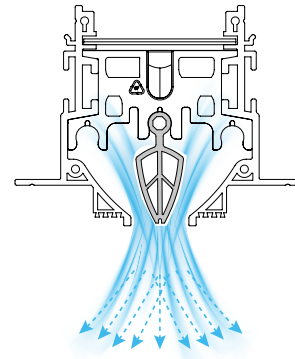


**EXAMPLE OF VERTICAL FLOW**  
Retracting linear delivery diffuser with **lateral** deflectors



# CONCEALED LINEAR SUPPLY DIFFUSER

IN ANTI-CONDENSATION **PVC** AND/OR **ALUMINIUM**, WITH DAMPER, INSULATED PLENUM, AND **CENTRAL DEFLECTOR**



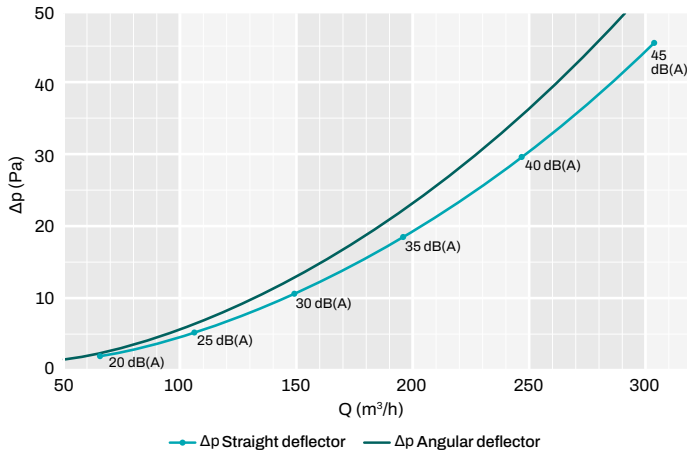
**20 mm SLOT**

**CENTRAL DEF.**

**L 1000 mm**

## SELECTION TABLES

Flow rate curves, pressure drop



## QUICK SELECTION TABLES \*

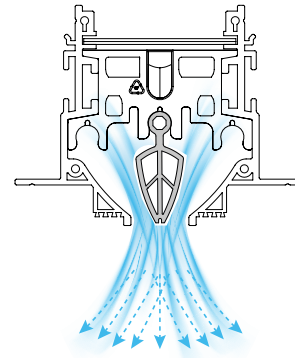
referring to sound power level

A-weighted sound power level – straight	Airflow	Pressure drop Straight deflector
LWA dB(A)	Q (m³/h)	Δp (Pa)
20 dB(A)	66,2	2,0
25 dB(A)	106,4	5,4
30 dB(A)	149,5	10,7
35 dB(A)	196,1	18,7
40 dB(A)	247,2	29,9
45 dB(A)	304,6	45,8

For launches or other technical data, see the technical data sheet.

# CONCEALED LINEAR SUPPLY DIFFUSER

IN ANTI-CONDENSATION **PVC** AND/OR **ALUMINIUM**, WITH DAMPER, INSULATED PLENUM, AND **CENTRAL DEFLECTOR**



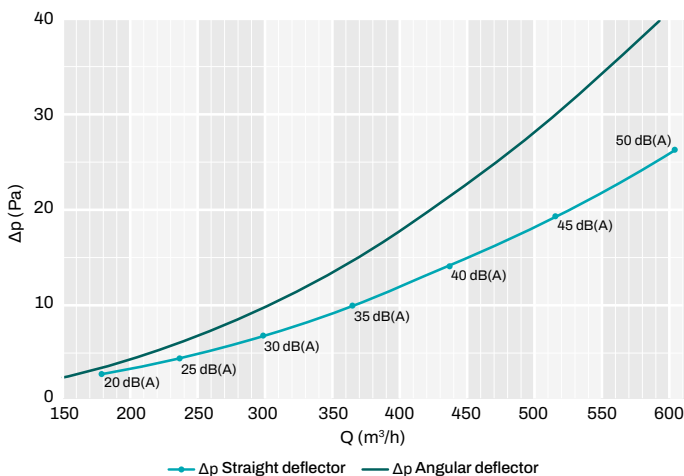
**30 mm SLOT**

**CENTRAL DEF.**

**L 1000 mm**

## SELECTION TABLES

Flow rate curves, pressure drop



## QUICK SELECTION TABLES \*

referring to sound power level

A-weighted sound power level – straight	Airflow	Pressure drop Straight deflector
LWA dB(A)	Q (m³/h)	Δp (Pa)
20 dB(A)	152,7	5,6
25 dB(A)	209,3	10,8
30 dB(A)	267,7	17,8
35 dB(A)	328,2	27,1
40 dB(A)	391,0	38,7
45 dB(A)	456,6	53,1

For launches or other technical data, see the technical data sheet.

\*The weighted sound power level data with straight deflector were detected using the speakers coupled to the relevant Tecnosystemi plenum.

The air flow values indicated in the table above refer to a diffuser with a length of one metre.

To calculate the minimum air flow rate for diffusers longer than or equal to one metre, proceed as follows:

Diffuser 1 m / 1 slot =>  $q_{ref} = 100 \text{ m}^3/\text{h}$

### EXAMPLE 1:

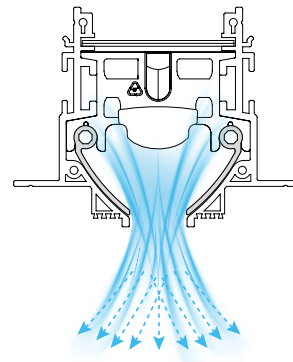
For 1 diffuser 0.80 m / 1 slot =>  $q_l = 100 \times 0.8 = 80 \text{ m}^3/\text{h}$

### EXAMPLE 2:

For 1 diffuser 1.5 m / 1 slot =>  $q_l = 100 \times 1.5 = 150 \text{ m}^3/\text{h}$

# CONCEALED LINEAR SUPPLY DIFFUSER

IN ANTI-CONDENSATION **PVC** AND/OR **ALUMINIUM**, WITH DAMPER, INSULATED PLENUM, AND **LATERAL DEFLECTOR**



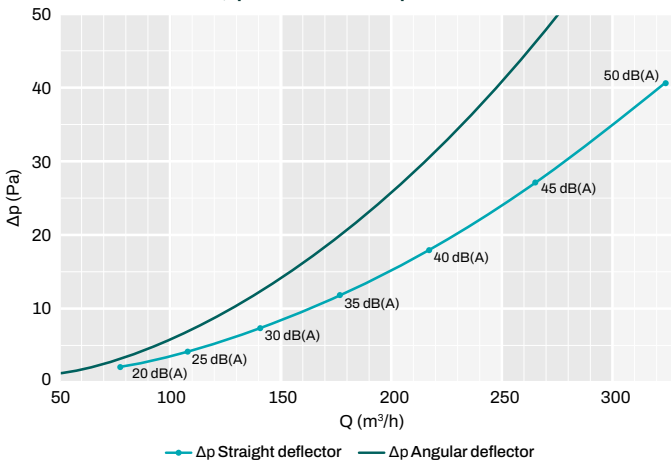
**20 mm SLOT**

**LATERAL DEF.**

**L 1000 mm**

## SELECTION TABLES

Flow rate curves, pressure drop



## QUICK SELECTION TABLES \*

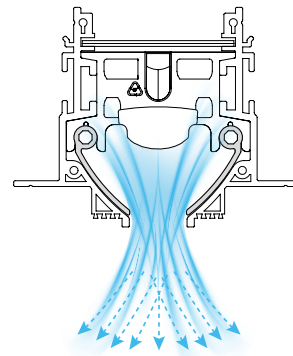
referring to sound power level

A-weighted sound power level – straight	Airflow	Pressure drop Straight deflector
LWA dB(A)	Q (m³/h)	Δp (Pa)
20 dB(A)	77,0	2,2
25 dB(A)	107,0	4,3
30 dB(A)	139,8	7,5
35 dB(A)	175,7	11,9
40 dB(A)	215,8	18,1
45 dB(A)	263,6	27,2
50 dB(A)	322,3	40,7

For launches or other technical data, see the technical data sheet.

# CONCEALED LINEAR SUPPLY DIFFUSER

IN ANTI-CONDENSATION **PVC** AND/OR **ALUMINIUM**, WITH DAMPER, INSULATED PLENUM, AND **LATERAL DEFLECTOR**



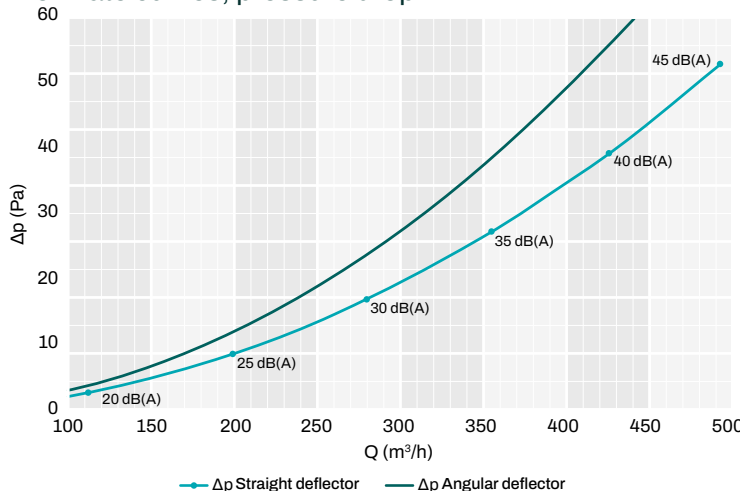
**30 mm SLOT**

**LATERAL DEF.**

**L 1000 mm**

## SELECTION TABLES

Flow rate curves, pressure drop



## QUICK SELECTION TABLES \*

referring to sound power level

A-weighted sound power level – straight	Airflow	Pressure drop Straight deflector
LWA dB(A)	Q (m³/h)	Δp (Pa)
20 dB(A)	111,4	2,5
25 dB(A)	199,0	8,4
30 dB(A)	280,2	16,6
35 dB(A)	355,9	27,0
40 dB(A)	427,5	39,0
45 dB(A)	495,2	52,5

For launches or other technical data, see the technical data sheet.

\*The weighted sound power level data with straight deflector were detected using the speakers coupled to the relevant Tecnosystemi plenum.

The air flow values indicated in the table above refer to a diffuser with a length of one metre.

To calculate the minimum air flow rate for diffusers longer than or equal to one metre, proceed as follows:

Diffuser 1 m / 1 slot =>  $q_{ref} = 100 \text{ m}^3/\text{h}$

### EXAMPLE 1:

For 1 diffuser 0.80 m / 1 slot =>  $q_l = 100 \times 0.8 = 80 \text{ m}^3/\text{h}$

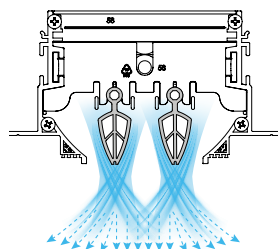
### EXAMPLE 2:

For 1 diffuser 1.5 m / 1 slot =>  $q_l = 100 \times 1.5 = 150 \text{ m}^3/\text{h}$



# LINEAR RETRACTING DIFFUSER

IN ANTI-CONDENSATION PVC  
AND 2 CENTRAL DEFLECTORS, 58 mm SLOT



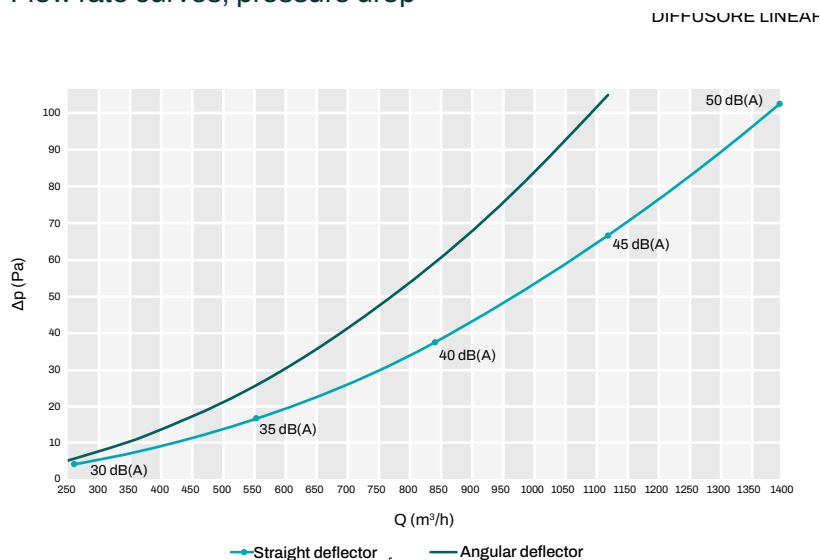
58 mm SLOT

2 DEFLECTORS

L 1000 mm

## SELECTION TABLES

Flow rate curves, pressure drop



## QUICK SELECTION TABLES \*

referring to sound power level

Livello di potenza sonora ponderato deflettore dritto	Portata	Perdita di carico Deflettore dritto
LWA dB(A)	Q (m³/h)	Δp (Pa)
30 dB(A)	263,7	4,0
35 dB(A)	556,0	16,7
40 dB(A)	842,2	37,7
45 dB(A)	1122,6	66,5
50 dB(A)	1397,6	102,5

For launches or other technical data, see the technical data sheet.



\*The weighted sound power level data with straight deflector were detected using the speakers coupled to the relevant Tecnosystemi plenum.

The air flow values indicated in the table above refer to a diffuser with a length of one metre.

To calculate the minimum air flow rate for diffusers longer than or equal to one metre, proceed as follows:

Diffuser 1 m / 1 slot =>  $q_{ref} = 100 \text{ m}^3/\text{h}$

### EXAMPLE 1:

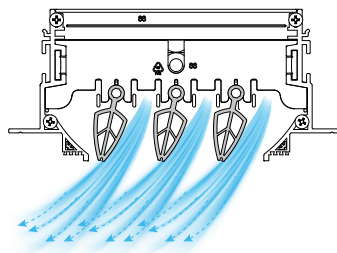
For 1 diffuser 0.80 m / 1 slot =>  $q_l = 100 \times 0.8 = 80 \text{ m}^3/\text{h}$

### EXAMPLE 2:

For 1 diffuser 1.5 m / 1 slot =>  $q_l = 100 \times 1.5 = 150 \text{ m}^3/\text{h}$

# LINEAR RETRACTING DIFFUSER

IN ANTI-CONDENSATION **PVC** AND **3 CENTRAL DEFLECTORS**, **88 MM SLOT**



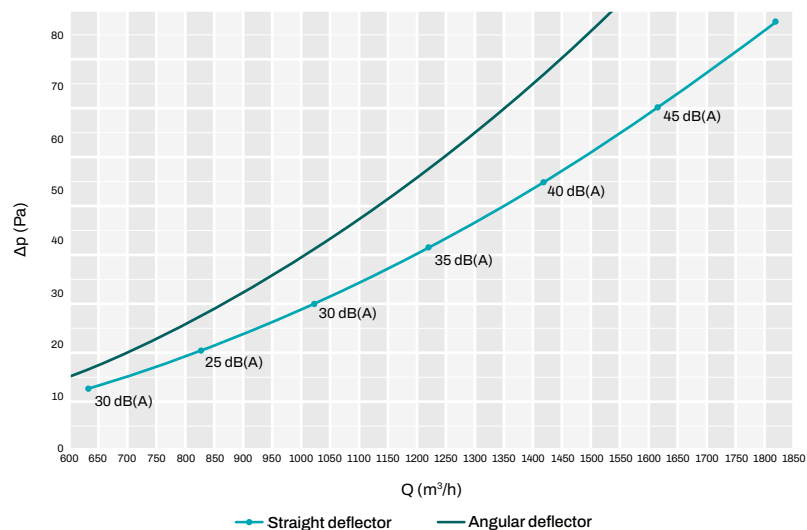
**88 mm SLOT**

**3 DEFLECTORS**

**L 1000 mm**

## SELECTION TABLES

Flow rate curves, pressure drop

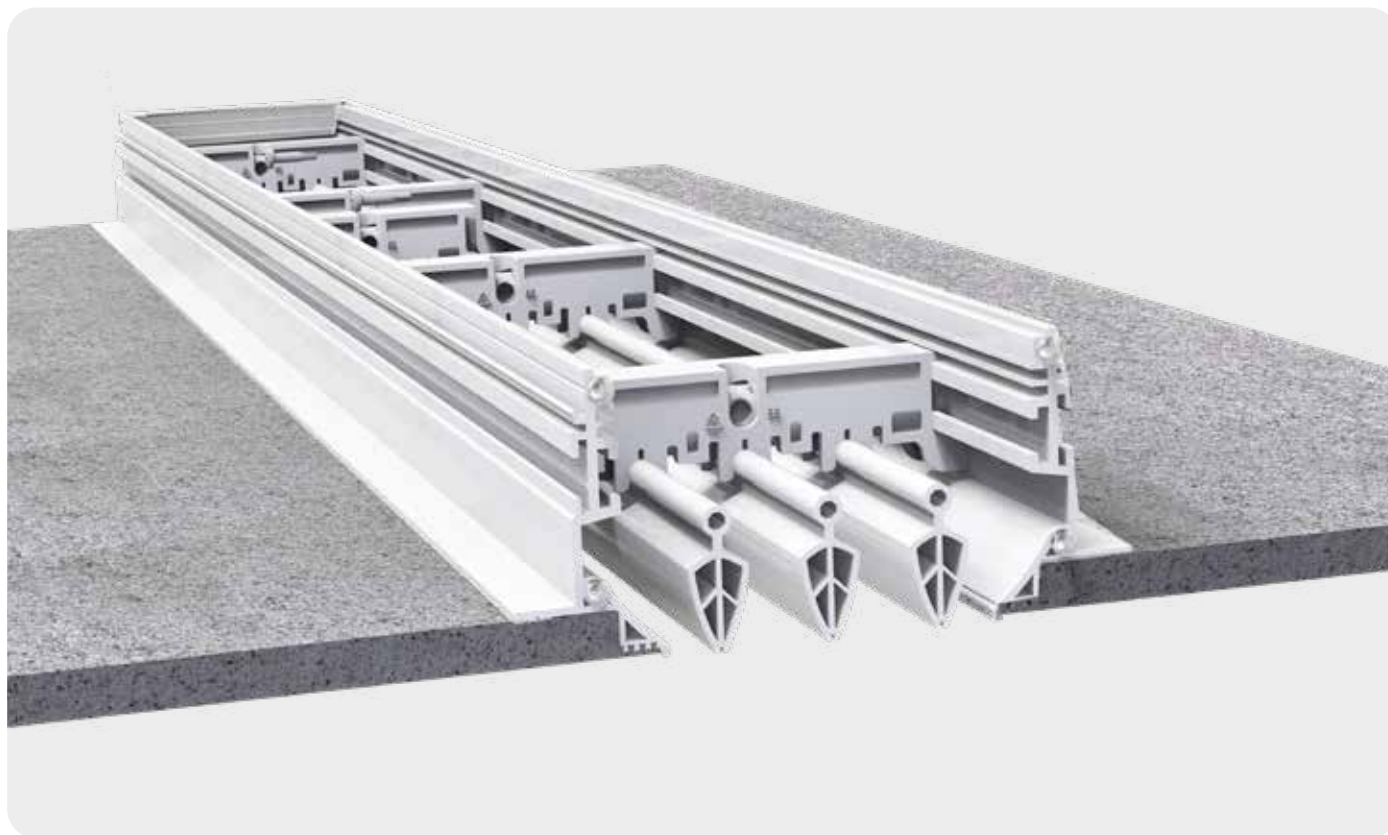


## QUICK SELECTION TABLES \*

referring to sound power level

Livello di potenza sonora ponderato deflettore dritto	Portata	Perdita di carico Deflettore dritto
LWA dB(A)	Q (m³/h)	Δp (Pa)
20 dB(A)	631,9	11,8
25 dB(A)	826,8	19,0
30 dB(A)	1022,6	28,1
35 dB(A)	1219,6	39,1
40 dB(A)	1417,5	51,8
45 dB(A)	1616,4	66,2
50 dB(A)	1816,5	82,8

For launches or other technical data, see the technical data sheet.



\*The weighted sound power level data with straight deflector were detected using the speakers coupled to the relevant Tecnosystemi plenum.

The air flow values indicated in the table above refer to a diffuser with a length of one metre.

To calculate the minimum air flow rate for diffusers longer than or equal to one metre, proceed as follows:

Diffuser 1 m / 1 slot => q ref = 100 m³/h

### EXAMPLE 1:

For 1 diffuser 0.80 m / 1 slot => q l = 100 x 0.8 = 80 m³/h

### EXAMPLE 2:

For 1 diffuser 1.5 m / 1 slot => q l = 100 x 1.5 = 150 m³/h

**LINEAR RETRACTING DIFFUSER IN ANTI-CONDENSATE PVC WITH DAMPER, INSULATED PLENUM AND CENTRAL DEFLECTOR**

**TECHNICAL SPECIFICATIONS**

- Linear retracting diffuser in anti-condensate PVC available
- Available with 20 or 30 mm slot in white or black
- Polyethylene coated galvanized sheet plenum with closed cells (sp.3mm)
- Suitable for air delivery
- Adjustable damper
- Air inlet collars included in the package (not assembled)
- Provisions for additional ducting and for VMC Ø75/90 (ref. ACD600089 - ACD600090)
- False ceiling mounting brackets included in delivery
- Compatible with PWC500027 continuity kit
- Fire resistance rating V0
- Operating temperature: -30 °C + 60 °C
- Fastening by screws
- For wall / ceiling installation
- Central deflector to direct the airflow

**DIFFUSEUR LINÉAIRE ENCASTRÉ EN PVC ANTI-CONDENSATION AVEC REGISTRE, PLÉNUM ISOLÉ ET DÉFLECTEUR CENTRAL**

**CARACTÉRISTIQUES TECHNIQUES**

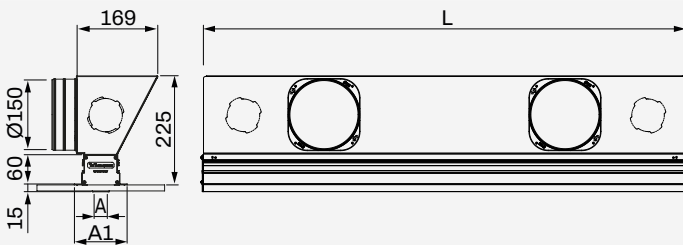
- Diffuseur linéaire encastré en PVC anti-condensation disponible
- Disponible avec fente de 20 ou 30 mm de couleur blanche ou noire
- Plenum en tôle galvanisée revêtue de polyéthylène à cellules fermées (sp.3mm)
- Adapté au refoulement de l'air
- Régistre réglable
- Collets d'entrée d'air inclus dans l'emballage (non montés)
- Prédipositions pour conduits supplémentaires et pour VMC Ø75/90 (réf. ACD600089 - ACD600090)
- Supports de fixation au plafond inclus dans la livraison
- Compatible avec le kit de continuité PWC500027
- Classe de résistance au feu V0
- Température de fonctionnement : -30 °C + 60 °C
- Fixation au moyen de vis
- Pour l'installation murale / au plafond
- Déflecteur central pour orienter le flux d'air

**LINEARER UNTERPUTZ-DIFFUSOR AUS PVC MIT KONDENSATSCHUTZ MIT SCHIEBER, GEDÄMMTEM PLENUM UND ZENTRALER STÖRKLAPPE**

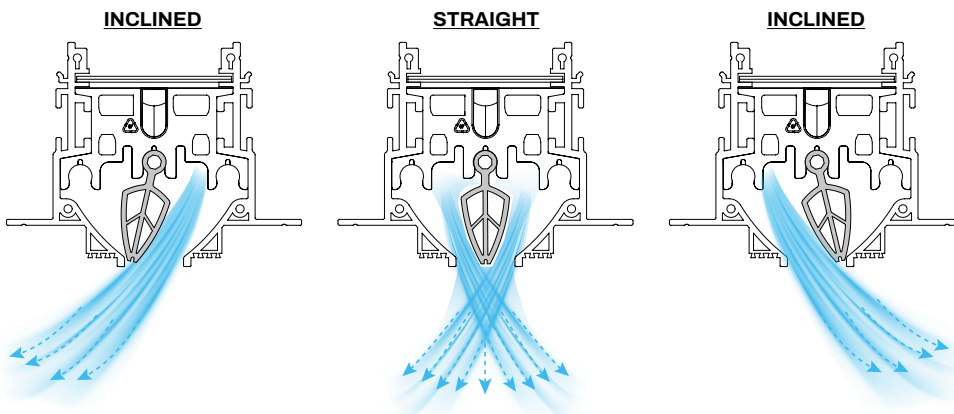
**TECHNISCHE EIGENSCHAFTEN**

- Linearer Unterputz-Diffusor aus PVC mit Kondensatschutz
- Erhältlich mit 20- oder 30-mm-Schlitz in Weiß oder Schwarz
- Anschlusskasten aus verzinktem Blech mit Polyethylen-Beschichtung in geschlossenen Zellen (sp.3mm)
- Geeignet für Luftvorlauf
- Regulierbarer Schieber
- Luft-Einlasskragen im Lieferumfang enthalten (nicht montiert)
- Vorkehrungen für zusätzliche Kanalisierungen und für VMC Ø75/90 (Ref. ACD600089 - ACD600090)
- Befestigungsbügel an Zwischendecke im Lieferumfang enthalten
- Kompatibel mit dem PWC500027 Continuity Kit
- Brandschutzklasse V0
- Betriebstemperatur: -30 °C + 60 °C
- Befestigung mittels Schrauben
- Zur Wand- / Deckenmontage
- Zentraler Deflektor zur Ausrichtung des Luftstroms

**PVC PLASTIC**




**EXAMPLE OF FLOW**



**Datasheet**




## LINEAR DIFFUSER WITH PLENUM

CODE	DESCRIPTION	DIMENSIONS [mm]			COUPLING Ø150	U.M.	 Pieces per box
		L	A	A1			
PWD301412	LINEAR RETRACTING DIFFUSER IN ANTI-CONDENSATION PVC WITH DAMPER, INSULATED PLENUM AND CENTRAL DEFLECTOR L600MM SLOT 20MM WHITE	600	20	100	1	PZ	1
PWD301413	LINEAR RETRACTING DIFFUSER IN ANTI-CONDENSATION PVC WITH DAMPER, INSULATED PLENUM AND CENTRAL DEFLECTOR L600MM SLOT 20MM BLACK	600	20	100	1	PZ	1
PWD301420	LINEAR RETRACTING DIFFUSER IN ANTI-CONDENSATION PVC WITH DAMPER, INSULATED PLENUM AND CENTRAL DEFLECTOR L600MM SLOT 30MM WHITE	600	30	110	1	PZ	1
PWD301421	LINEAR RETRACTING DIFFUSER IN ANTI-CONDENSATION PVC WITH DAMPER, INSULATED PLENUM AND CENTRAL DEFLECTOR L600MM SLOT 30MM BLACK	600	30	110	1	PZ	1
PWD301428	LINEAR RETRACTING DIFFUSER IN ANTI-CONDENSATION PVC WITH DAMPER, INSULATED PLENUM AND CENTRAL DEFLECTOR L800MM SLOT 20MM WHITE	800	20	100	2	PZ	1
PWD301429	LINEAR RETRACTING DIFFUSER IN ANTI-CONDENSATION PVC WITH DAMPER, INSULATED PLENUM AND CENTRAL DEFLECTOR L800MM SLOT 20MM BLACK	800	20	100	2	PZ	1
PWD301436	LINEAR RETRACTING DIFFUSER IN ANTI-CONDENSATION PVC WITH DAMPER, INSULATED PLENUM AND CENTRAL DEFLECTOR L800MM SLOT 30MM WHITE	800	30	110	2	PZ	1
PWD301437	LINEAR RETRACTING DIFFUSER IN ANTI-CONDENSATION PVC WITH DAMPER, INSULATED PLENUM AND CENTRAL DEFLECTOR L800MM SLOT 30MM BLACK	800	30	110	2	PZ	1
PWD301444	LINEAR RETRACTING DIFFUSER IN ANTI-CONDENSATION PVC WITH DAMPER, INSULATED PLENUM AND CENTRAL DEFLECTOR L1000MM SLOT 20MM WHITE	1000	20	100	2	PZ	1
PWD301445	LINEAR RETRACTING DIFFUSER IN ANTI-CONDENSATION PVC WITH DAMPER, INSULATED PLENUM AND CENTRAL DEFLECTOR L1000MM SLOT 20MM BLACK	1000	20	100	2	PZ	1
PWD301452	LINEAR RETRACTING DIFFUSER IN ANTI-CONDENSATION PVC WITH DAMPER, INSULATED PLENUM AND CENTRAL DEFLECTOR L1000MM SLOT 30MM WHITE	1000	30	110	2	PZ	1
PWD301453	LINEAR RETRACTING DIFFUSER IN ANTI-CONDENSATION PVC WITH DAMPER, INSULATED PLENUM AND CENTRAL DEFLECTOR L1000MM SLOT 30MM BLACK	1000	30	110	2	PZ	1
PWD301460	LINEAR RETRACTING DIFFUSER IN ANTI-CONDENSATION PVC WITH DAMPER, INSULATED PLENUM AND CENTRAL DEFLECTOR L1500MM SLOT 20MM WHITE	1500	20	100	3	PZ	1
PWD301461	LINEAR RETRACTING DIFFUSER IN ANTI-CONDENSATION PVC WITH DAMPER, INSULATED PLENUM AND CENTRAL DEFLECTOR L1500MM SLOT 20MM BLACK	1500	20	100	3	PZ	1
PWD301468	LINEAR RETRACTING DIFFUSER IN ANTI-CONDENSATION PVC WITH DAMPER, INSULATED PLENUM AND CENTRAL DEFLECTOR L1500MM SLOT 30MM WHITE	1500	30	110	3	PZ	1
PWD301469	LINEAR RETRACTING DIFFUSER IN ANTI-CONDENSATION PVC WITH DAMPER, INSULATED PLENUM AND CENTRAL DEFLECTOR L1500MM SLOT 30MM BLACK	1500	30	110	3	PZ	1
PWD301476	LINEAR RETRACTING DIFFUSER IN ANTI-CONDENSATION PVC WITH DAMPER, INSULATED PLENUM AND CENTRAL DEFLECTOR L2000MM SLOT 20MM WHITE	2000	20	100	4	PZ	1
PWD301477	LINEAR RETRACTING DIFFUSER IN ANTI-CONDENSATION PVC WITH DAMPER, INSULATED PLENUM AND CENTRAL DEFLECTOR L2000MM SLOT 20MM BLACK	2000	20	100	4	PZ	1
PWD301484	LINEAR RETRACTING DIFFUSER IN ANTI-CONDENSATION PVC WITH DAMPER, INSULATED PLENUM AND CENTRAL DEFLECTOR L2000MM SLOT 30MM WHITE	2000	30	110	4	PZ	1
PWD301485	LINEAR RETRACTING DIFFUSER IN ANTI-CONDENSATION PVC WITH DAMPER, INSULATED PLENUM AND CENTRAL DEFLECTOR L2000MM SLOT 30MM BLACK	2000	30	110	4	PZ	1

## LINEAR DIFFUSER WITHOUT PLENUM

**NEW**

Linear diffusers without plenum with 20 mm slot or in aluminium available on request

CODE	DESCRIPTION	DIMENSIONS [mm]			U.M.	 Pieces per box
		L	A	A1		
PWD301693	LINEAR RETRACTING DIFFUSER IN ANTI-CONDENSATION PVC WITH DAMPER, INSULATED PLENUM AND CENTRAL DEFLECTOR L600MM SLOT 30MM WHITE	600	20	100	PZ	1
PWD301694	LINEAR RETRACTING DIFFUSER IN ANTI-CONDENSATION PVC WITH DAMPER, INSULATED PLENUM AND CENTRAL DEFLECTOR L600MM SLOT 30MM BLACK	600	20	100	PZ	1
PWD301697	LINEAR RETRACTING DIFFUSER IN ANTI-CONDENSATION PVC WITH DAMPER, INSULATED PLENUM AND CENTRAL DEFLECTOR L800MM SLOT 30MM WHITE	800	20	100	PZ	1
PWD301698	LINEAR RETRACTING DIFFUSER IN ANTI-CONDENSATION PVC WITH DAMPER, INSULATED PLENUM AND CENTRAL DEFLECTOR L800MM SLOT 30MM BLACK	800	20	100	PZ	1
PWD301701	LINEAR RETRACTING DIFFUSER IN ANTI-CONDENSATION PVC WITH DAMPER, INSULATED PLENUM AND CENTRAL DEFLECTOR L1000MM SLOT 30MM WHITE	1000	20	100	PZ	1
PWD301702	LINEAR RETRACTING DIFFUSER IN ANTI-CONDENSATION PVC WITH DAMPER, INSULATED PLENUM AND CENTRAL DEFLECTOR L1000MM SLOT 30MM BLACK	1000	20	100	PZ	1
PWD301705	LINEAR RETRACTING DIFFUSER IN ANTI-CONDENSATION PVC WITH DAMPER, INSULATED PLENUM AND CENTRAL DEFLECTOR L1200MM SLOT 30MM WHITE	1500	20	100	PZ	1
PWD301706	LINEAR RETRACTING DIFFUSER IN ANTI-CONDENSATION PVC WITH DAMPER, INSULATED PLENUM AND CENTRAL DEFLECTOR L1200MM SLOT 30MM BLACK	1500	20	100	PZ	1
PWD301709	LINEAR RETRACTING DIFFUSER IN ANTI-CONDENSATION PVC WITH DAMPER, INSULATED PLENUM AND CENTRAL DEFLECTOR L2000MM SLOT 30MM WHITE	2000	20	100	PZ	1
PWD301710	LINEAR RETRACTING DIFFUSER IN ANTI-CONDENSATION PVC WITH DAMPER, INSULATED PLENUM AND CENTRAL DEFLECTOR L2000MM SLOT 30MM BLACK	2000	20	100	PZ	1

**RECESSED LINEAR DIFFUSER IN ANTI-CONDENSATION PVC PLASTIC WITH 2 CENTRAL DEFLECTORS, 58 MM SLOT.**

**TECHNICAL SPECIFICATIONS**

- Made of anti-condensation PVC plastic
- Available with 58 mm slot in white or black
- Polyethylene coated galvanized sheet plenum with closed cells (sp.3mm)
- Operating temperature: -30 °C + 60 °C
- Fastening with screws and brackets
- For wall / ceiling installation
- Inlet collars included in the package (not assembled)
- Provisions for additional ducting and for VMC Ø75/90 (ref. ACD600089 - ACD600090)
- Central deflectors to direct airflow

**DIFFUSEUR LINÉAIRE ENCASTRÉ EN PLASTIQUE PVC ANTI-CONDENSATION AVEC 2 DÉFLECTEURS CENTRAUX, FENTE DE 58 MM.**

**CARACTÉRISTIQUES TECHNIQUES**

- Réalisée en plastique PVC anti-condensation
- Disponible avec fente de 58 mm de couleur blanche ou noire
- Plenum en tôle galvanisée revêtue de polyéthylène à cellules fermées (sp.3mm)
- Température de fonctionnement : -30 °C + 60 °C
- Fixation au moyen de vis et de supports
- Pour l'installation murale / au plafond
- Collets d'entrée inclus dans l'emballage (non montés)
- Prédispositions pour conduits supplémentaires et pour VMC Ø75/90 (réf. ACD600089 - ACD600090)
- Déflecteurs centraux pour orienter le flux d'air

**EINGELASSENER LINEAR-DIFFUSOR AUS KONDENSATIONSHEMMENDEM PVC-KUNSTSTOFF MIT 2 ZENTRALEN ABLENKBLECHEN, 58 MM SCHLITZ.**

**TECHNISCHE EIGENSCHAFTEN**

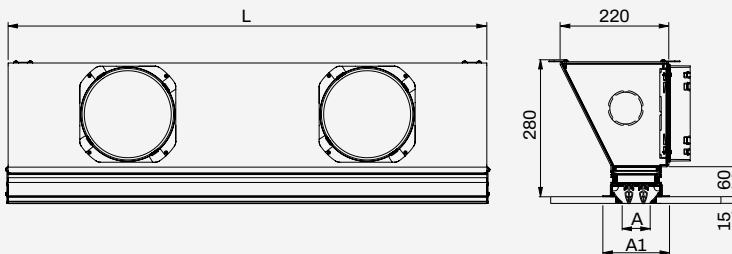
- Aus kondensationshemmendem PVC-Kunststoff gefertigt
- Erhältlich mit 58-mm-Schlitz in Weiß oder Schwarz
- Anschlusskasten aus verzinktem Blech mit Polyethylen-Beschichtung in geschlossenen Zellen (sp.3mm)
- Betriebstemperatur: -30 °C + 60 °C
- Befestigung mittels Schrauben und Halterungen
- Zur Wand- / Deckenmontage
- Einlasskragen im Lieferumfang enthalten (nicht montiert)
- Vorkehrungen für zusätzliche Kanalisierungen und für VMC Ø75/90 (Ref. ACD600089 - ACD600090)
- Zentrale Luftleitbleche zur Steuerung des Luftstroms

**PVC PLASTIC**

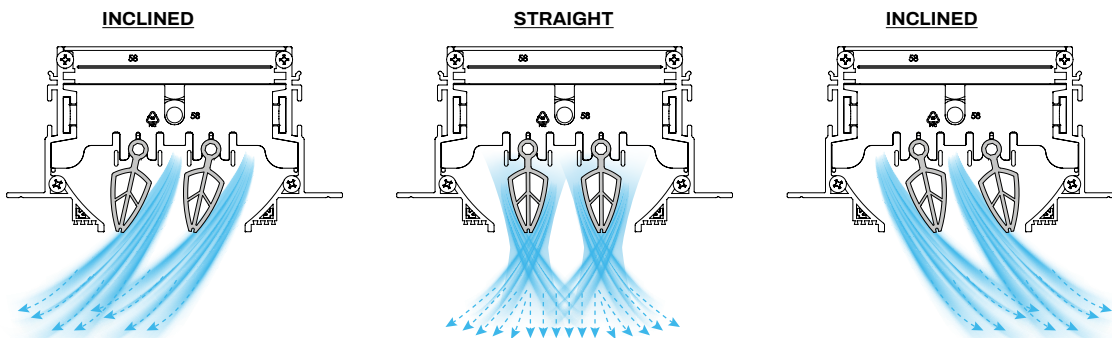


58 mm

2 DEFLECTORS




**EXAMPLE OF FLOW**




Datasheet



**LINEAR DIFFUSER WITH PLENUM**
**NEW**

CODE	DESCRIPTION	DIMENSIONS [mm]			COUPLING Ø 200	COLOUR	U.M.	 Pieces per box
		L	A	A1				
PWD301748	LINEAR RETRACTING DIFFUSER IN ANTI-CONDENSATION PVC, INSULATED PLENUM AND 2 CENTRAL DEFLECTORS L600MM SLOT 58MM WHITE	600	58	138	1	WHITE	PZ	1
PWD301812	LINEAR RETRACTING DIFFUSER IN ANTI-CONDENSATION PVC, INSULATED PLENUM AND 2 CENTRAL DEFLECTORS L600MM SLOT 58MM BLACK	600	58	138	1	BLACK	PZ	1
PWD301749	LINEAR RETRACTING DIFFUSER IN ANTI-CONDENSATION PVC, INSULATED PLENUM AND 2 CENTRAL DEFLECTORS L800MM SLOT 58MM WHITE	800	58	138	2	WHITE	PZ	1
PWD301813	LINEAR RETRACTING DIFFUSER IN ANTI-CONDENSATION PVC, INSULATED PLENUM AND 2 CENTRAL DEFLECTORS L800MM SLOT 58MM BLACK	800	58	138	2	BLACK	PZ	1
PWD301750	LINEAR RETRACTING DIFFUSER IN ANTI-CONDENSATION PVC, INSULATED PLENUM AND 2 CENTRAL DEFLECTORS L1000MM SLOT 58MM WHITE	1000	58	138	2	WHITE	PZ	1
PWD301814	LINEAR RETRACTING DIFFUSER IN ANTI-CONDENSATION PVC, INSULATED PLENUM AND 2 CENTRAL DEFLECTORS L1000MM SLOT 58MM BLACK	1000	58	138	2	BLACK	PZ	1
PWD301751	LINEAR RETRACTING DIFFUSER IN ANTI-CONDENSATION PVC, INSULATED PLENUM AND 2 CENTRAL DEFLECTORS L1200MM SLOT 58MM WHITE	1500	58	138	3	WHITE	PZ	1
PWD301815	LINEAR RETRACTING DIFFUSER IN ANTI-CONDENSATION PVC, INSULATED PLENUM AND 2 CENTRAL DEFLECTORS L1200MM SLOT 58MM BLACK	1500	58	138	3	BLACK	PZ	1
PWD301752	LINEAR RETRACTING DIFFUSER IN ANTI-CONDENSATION PVC, INSULATED PLENUM AND 2 CENTRAL DEFLECTORS L2000MM SLOT 58MM WHITE	2000	58	138	4	WHITE	PZ	1
PWD301816	LINEAR RETRACTING DIFFUSER IN ANTI-CONDENSATION PVC, INSULATED PLENUM AND 2 CENTRAL DEFLECTORS L2000MM SLOT 58MM BLACK	2000	58	138	4	BLACK	PZ	1

**LINEAR DIFFUSER WITHOUT PLENUM**

CODE	DESCRIPTION	DIMENSIONS [mm]			COLOUR	U.M.	 Pieces per box
		L	A	A1			
PWD301822	LINEAR RETRACTING DIFFUSER IN ANTI-CONDENSATION PVC WITH 2 CENTRAL DEFLECTORS L600MM SLOT 58MM WHITE	600	58	138	WHITE	PZ	1
PWD301832	LINEAR RETRACTING DIFFUSER IN ANTI-CONDENSATION PVC WITH 2 CENTRAL DEFLECTORS L600MM SLOT 58MM BLACK	600	58	138	BLACK	PZ	1
PWD301823	LINEAR RETRACTING DIFFUSER IN ANTI-CONDENSATION PVC WITH 2 CENTRAL DEFLECTORS L800MM SLOT 58MM WHITE	800	58	138	WHITE	PZ	1
PWD301833	LINEAR RETRACTING DIFFUSER IN ANTI-CONDENSATION PVC WITH 2 CENTRAL DEFLECTORS L800MM SLOT 58MM BLACK	800	58	138	BLACK	PZ	1
PWD301824	LINEAR RETRACTING DIFFUSER IN ANTI-CONDENSATION PVC WITH 2 CENTRAL DEFLECTORS L1000MM SLOT 58MM WHITE	1000	58	138	WHITE	PZ	1
PWD301834	LINEAR RETRACTING DIFFUSER IN ANTI-CONDENSATION PVC WITH 2 CENTRAL DEFLECTORS L1000MM SLOT 58MM BLACK	1000	58	138	BLACK	PZ	1
PWD301825	LINEAR RETRACTING DIFFUSER IN ANTI-CONDENSATION PVC WITH 2 CENTRAL DEFLECTORS L1200MM SLOT 58MM WHITE	1500	58	138	WHITE	PZ	1
PWD301835	LINEAR RETRACTING DIFFUSER IN ANTI-CONDENSATION PVC WITH 2 CENTRAL DEFLECTORS L1200MM SLOT 58MM BLACK	1500	58	138	BLACK	PZ	1
PWD301826	LINEAR RETRACTING DIFFUSER IN ANTI-CONDENSATION PVC WITH 2 CENTRAL DEFLECTORS L2000MM SLOT 58MM WHITE	2000	58	138	WHITE	PZ	1
PWD301836	LINEAR RETRACTING DIFFUSER IN ANTI-CONDENSATION PVC WITH 2 CENTRAL DEFLECTORS L2000MM SLOT 58MM BLACK	2000	58	138	BLACK	PZ	1



**RECESSED LINEAR DIFFUSER IN ANTI-CONDENSATION PVC PLASTIC WITH 3 CENTRAL DEFLECTORS, 88 MM SLOT.**

**TECHNICAL SPECIFICATIONS**

- Made of anti-condensation PVC plastic• Available with 88 mm slot in white or black
- Polyethylene coated galvanized sheet plenum with closed cells (sp.3mm)
- Operating temperature: -30 °C + 60 °C
- Fastening with screws and brackets
- For wall / ceiling installation
- Inlet collars included in the package (not assembled)
- Provisions for additional ducting and for VMC Ø75/90 (ref. ACD600089 - ACD600090)
- Central deflectors to direct airflow



**DIFFUSEUR LINÉAIRE ENCASTRÉ EN PLASTIQUE PVC ANTI-CONDENSATION AVEC 3 DÉFLECTEURS CENTRAUX, FENTE DE 88 MM.**

**CARACTÉRISTIQUES TECHNIQUES**

- Réalisée en plastique PVC anti-condensation
- Disponible avec fente de 88 mm de couleur blanche ou noire
- Plenum en tôle galvanisée revêtue de polyéthylène à cellules fermées (sp.3mm)
- Température de fonctionnement : -30 °C + 60 °C
- Fixation au moyen de vis et de supports
- Pour l'installation murale / au plafond
- Collets d'entrée inclus dans l'emballage (non montés)
- Prédispositions pour conduits supplémentaires et pour VMC Ø75/90 (réf. ACD600089 - ACD600090)
- Déflecteurs centraux pour orienter le flux d'air



**EINGELASSENER LINEAR-DIFFUSOR AUS KONDENSATIONSHEMMENDEM PVC-KUNSTSTOFF MIT 3 ZENTRALEN ABLENKBLECHEN, 88 MM SCHLITZ.**

**TECHNISCHE EIGENSCHAFTEN**

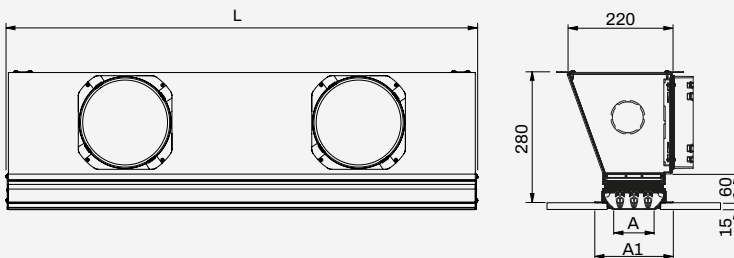
- Aus kondensationshemmendem PVC-Kunststoff gefertigt
- Erhältlich mit 88-mm-Schlitz in Weiß oder Schwarz
- Anschlusskasten aus verzinktem Blech mit Polyethylen-Beschichtung in geschlossenen Zellen (sp.3mm)
- Betriebstemperatur: -30 °C + 60 °C
- Befestigung mittels Schrauben und Halterungen
- Zur Wand- / Deckenmontage
- Einlasskragen im Lieferumfang enthalten (nicht montiert)
- Vorkehrungen für zusätzliche Kanalisierungen und für VMC Ø75/90 (Ref. ACD600089 - ACD600090)
- Zentrale Luftleitbleche zur Steuerung des Luftstroms

**PVC PLASTIC**

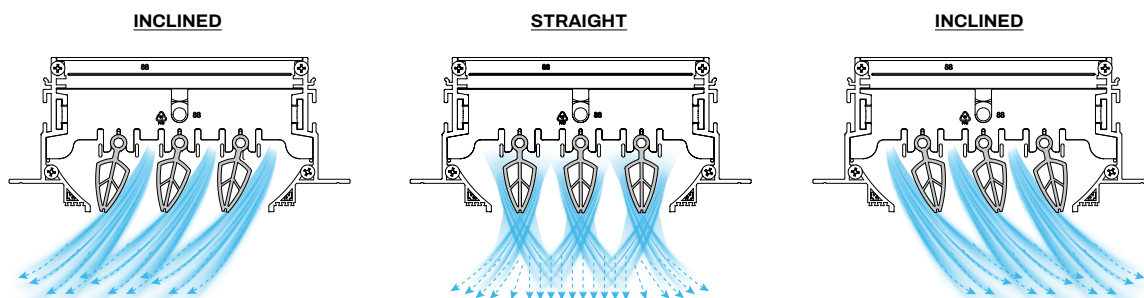


88 mm

3 DEFLECTORS




**EXAMPLE OF FLOW**




Datasheet



**LINEAR DIFFUSER WITH PLENUM**
**NEW**

CODE	DESCRIPTION	DIMENSIONS [mm]			COUPLING Ø 200	COLOUR	U.M.	 Pieces per box
		L	A	A1				
PWD301753	LINEAR RETRACTING DIFFUSER IN ANTI-CONDENSATION PVC, INSULATED PLENUM AND 3 CENTRAL DEFLECTORS L600MM SLOT 88MM WHITE	600	88	168	1	WHITE	PZ	1
PWD301817	LINEAR RETRACTING DIFFUSER IN ANTI-CONDENSATION PVC, INSULATED PLENUM AND 3 CENTRAL DEFLECTORS L600MM SLOT 88MM BLACK	600	88	168	1	BLACK	PZ	1
PWD301754	LINEAR RETRACTING DIFFUSER IN ANTI-CONDENSATION PVC, INSULATED PLENUM AND 3 CENTRAL DEFLECTORS L800MM SLOT 88MM WHITE	800	88	168	2	WHITE	PZ	1
PWD301818	LINEAR RETRACTING DIFFUSER IN ANTI-CONDENSATION PVC, INSULATED PLENUM AND 3 CENTRAL DEFLECTORS L800MM SLOT 88MM BLACK	800	88	168	2	BLACK	PZ	1
PWD301755	LINEAR RETRACTING DIFFUSER IN ANTI-CONDENSATION PVC, INSULATED PLENUM AND 3 CENTRAL DEFLECTORS L1000MM SLOT 88MM WHITE	1000	88	168	2	WHITE	PZ	1
PWD301819	LINEAR RETRACTING DIFFUSER IN ANTI-CONDENSATION PVC, INSULATED PLENUM AND 3 CENTRAL DEFLECTORS L1000MM SLOT 88MM BLACK	1000	88	168	2	BLACK	PZ	1
PWD301756	LINEAR RETRACTING DIFFUSER IN ANTI-CONDENSATION PVC, INSULATED PLENUM AND 3 CENTRAL DEFLECTORS L1200MM SLOT 88MM WHITE	1500	88	168	3	WHITE	PZ	1
PWD301820	LINEAR RETRACTING DIFFUSER IN ANTI-CONDENSATION PVC, INSULATED PLENUM AND 3 CENTRAL DEFLECTORS L1200MM SLOT 88MM BLACK	1500	88	168	3	BLACK	PZ	1
PWD301757	LINEAR RETRACTING DIFFUSER IN ANTI-CONDENSATION PVC, INSULATED PLENUM AND 3 CENTRAL DEFLECTORS L2000MM SLOT 88MM WHITE	2000	88	168	4	WHITE	PZ	1
PWD301821	LINEAR RETRACTING DIFFUSER IN ANTI-CONDENSATION PVC, INSULATED PLENUM AND 3 CENTRAL DEFLECTORS L2000MM SLOT 88MM BLACK	2000	88	168	4	BLACK	PZ	1

**LINEAR DIFFUSER WITHOUT PLENUM**

CODE	DESCRIPTION	DIMENSIONS [mm]			COLOUR	U.M.	 Pieces per box
		L	A	A1			
PWD301827	LINEAR RETRACTING DIFFUSER IN ANTI-CONDENSATION PVC WITH 3 CENTRAL DEFLECTORS L600MM SLOT 88MM WHITE	600	88	168	WHITE	PZ	1
PWD301837	LINEAR RETRACTING DIFFUSER IN ANTI-CONDENSATION PVC WITH 3 CENTRAL DEFLECTORS L600MM SLOT 88MM BLACK	600	88	168	BLACK	PZ	1
PWD301828	LINEAR RETRACTING DIFFUSER IN ANTI-CONDENSATION PVC WITH 3 CENTRAL DEFLECTORS L800MM SLOT 88MM WHITE	800	88	168	WHITE	PZ	1
PWD301838	LINEAR RETRACTING DIFFUSER IN ANTI-CONDENSATION PVC WITH 3 CENTRAL DEFLECTORS L800MM SLOT 88MM BLACK	800	88	168	BLACK	PZ	1
PWD301829	LINEAR RETRACTING DIFFUSER IN ANTI-CONDENSATION PVC WITH 3 CENTRAL DEFLECTORS L1000MM SLOT 88MM WHITE	1000	88	168	WHITE	PZ	1
PWD301839	LINEAR RETRACTING DIFFUSER IN ANTI-CONDENSATION PVC WITH 3 CENTRAL DEFLECTORS L1000MM SLOT 88MM BLACK	1000	88	168	BLACK	PZ	1
PWD301830	LINEAR RETRACTING DIFFUSER IN ANTI-CONDENSATION PVC WITH 3 CENTRAL DEFLECTORS L1200MM SLOT 88MM WHITE	1500	88	168	WHITE	PZ	1
PWD301840	LINEAR RETRACTING DIFFUSER IN ANTI-CONDENSATION PVC WITH 3 CENTRAL DEFLECTORS L1200MM SLOT 88MM BLACK	1500	88	168	BLACK	PZ	1
PWD301831	LINEAR RETRACTING DIFFUSER IN ANTI-CONDENSATION PVC WITH 3 CENTRAL DEFLECTORS L2000MM SLOT 88MM WHITE	2000	88	168	WHITE	PZ	1
PWD301841	LINEAR RETRACTING DIFFUSER IN ANTI-CONDENSATION PVC WITH 3 CENTRAL DEFLECTORS L2000MM SLOT 88MM BLACK	2000	88	168	BLACK	PZ	1

**LINEAR RETRACTING  
DIFFUSER IN ANTI-  
CONDENSATE PVC WITH  
DAMPER, INSULATED PLENUM  
AND SIDE DEFLECTORS**

**TECHNICAL SPECIFICATIONS**

- Diffusore lineare a scomparsa in PVC anticondensa
- Available with 20 or 30 mm slot in white or black
- Polyethylene coated galvanized sheet plenum with closed cells (sp.3mm)
- Suitable for both air delivery and air intake
- Adjustable damper
- Air inlet collars included in the package (not assembled)
- Provisions for additional ducting and for VMC Ø75/90 (ref. ACD600089 - ACD600090)
- False ceiling mounting brackets included in delivery
- Compatible with PWC500027 continuity kit
- Fire resistance rating V0
- Operating temperature: -30 °C + 60 °C
- Fastening by screws
- For wall / ceiling installation
- Possibility to insert adjustable PVC deflectors inside the profiles
- Side deflectors to direct the airflow

**DIFFUSEUR LINÉAIRE  
ENCASTRÉ EN PVC ANTI-  
CONDENSATION AVEC  
REGISTRE, PLÉNUM ISOLÉ ET  
DÉFLECTEURS LATÉRAUX**

**CARACTÉRISTIQUES TECHNIQUES**

- Diffusore lineare a scomparsa in PVC anticondensa
- Disponible avec fente de 20 ou 30 mm de couleur blanche ou noire
- Plenum en tôle galvanisée revêtue de polyéthylène à cellules fermées (sp.3mm)
- Adapté au refoulement et à la reprise d'air
- Régistre réglable
- Collets d'entrée d'air inclus dans l'emballage (non montés)
- Prédpositions pour conduits supplémentaires et pour VMC Ø75/90 (réf. ACD600089 - ACD600090)
- Supports de fixation au plafond inclus dans la livraison
- Compatible avec le kit de continuité PWC500027
- Classe de résistance au feu V0
- Température de fonctionnement : -30 °C + 60 °C
- Fixation au moyen de vis
- Pour l'installation murale / au plafond
- Possibilité d'insérer des déflecteurs réglables en PVC à l'intérieur des profilés
- Déflecteurs latéraux pour orienter le flux d'air

**LINEARER UNTERPUTZ-  
DIFFUSOR AUS PVC MIT  
KONDENSATSCHUTZ MIT  
SCHIEBER, GEDÄMMTEM  
PLENUM UND SEITLICHEN  
STÖRKLAPPEN**

**TECHNISCHE EIGENSCHAFTEN**

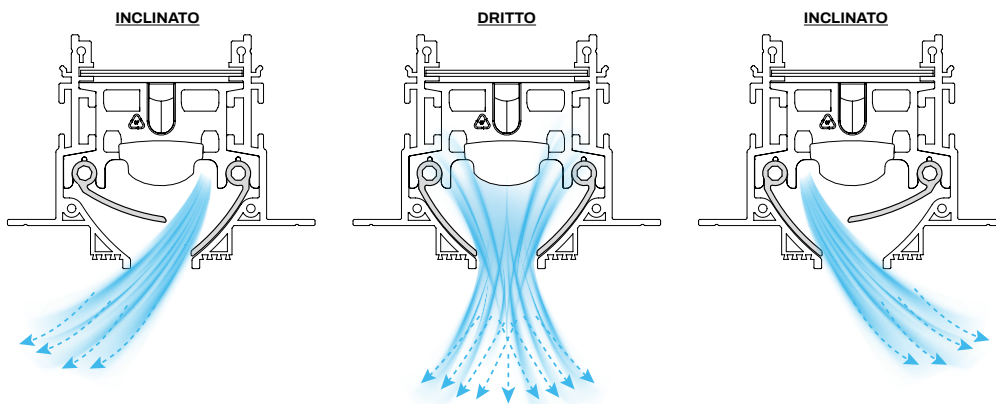
- Diffusore lineare a scomparsa in PVC anticondensa
- Erhältlich mit 20- oder 30-mm-Schlitz in Weiß oder Schwarz
- Anschlusskasten aus verzinktem Blech mit Polyethylen-Beschichtung in geschlossenen Zellen (sp.3mm)
- Geeignet sowohl für Luftvorlauf als auch für Luftrücklauf
- Regulierbarer Schieber
- Collets d'entrée d'air inclus dans l'emballage (non montés)
- Vorkehrungen für zusätzliche Kanalisierungen und für VMC Ø75/90 (Ref. ACD600089 - ACD600090)
- Befestigungsbügel an Zwischendecke im Lieferumfang enthalten
- Kompatibel mit dem PWC500027 Continuity Kit
- Brandschutzklasse V0
- Betriebstemperatur: -30 °C + 60 °C
- Befestigung mittels Schrauben
- Zur Wand- / Deckenmontage
- Möglichkeit, verstellbare PVC-Abweiser in die Profile einzusetzen
- Seitliche Deflektoren zur Ausrichtung des Luftstroms

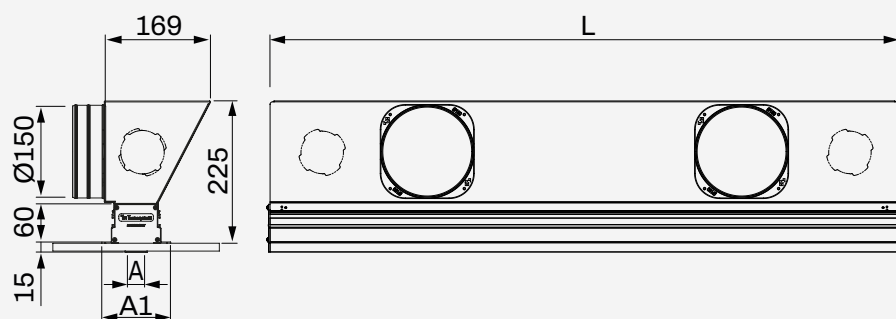
**PVC PLASTIC**



Retractable diffusers without plenum available on request

**EXAMPLE OF FLOW**





Datasheet



CODE	DESCRIPTION	DIMENSIONS [mm]			COUPLING Ø150	COLOUR	U.M.	 Pieces per box
		L	A	A1				
PWD301410	LINEAR RETRACTING DIFFUSER IN ANTI-CONDESATION PVC WITH DAMPER, INSULATED PLENUM AND SIDE DEFLECTORS L600MM SLOT 20MM WHITE	600	20	100	1	WHITE	PZ	1
PWD301411	LINEAR RETRACTING DIFFUSER IN ANTI-CONDESATION PVC WITH DAMPER, INSULATED PLENUM AND SIDE DEFLECTORS L600MM SLOT 20MM BLACK	600	20	100	1	BLACK	PZ	1
PWD301418	LINEAR RETRACTING DIFFUSER IN ANTI-CONDESATION PVC WITH DAMPER, INSULATED PLENUM AND SIDE DEFLECTORS L600MM SLOT 30MM WHITE	600	30	110	1	WHITE	PZ	1
PWD301419	LINEAR RETRACTING DIFFUSER IN ANTI-CONDESATION PVC WITH DAMPER, INSULATED PLENUM AND SIDE DEFLECTORS L600MM SLOT 30MM BLACK	600	30	110	1	BLACK	PZ	1
PWD301426	LINEAR RETRACTING DIFFUSER IN ANTI-CONDESATION PVC WITH DAMPER, INSULATED PLENUM AND SIDE DEFLECTORS L800MM SLOT 20MM WHITE	800	20	100	2	WHITE	PZ	1
PWD301427	LINEAR RETRACTING DIFFUSER IN ANTI-CONDESATION PVC WITH DAMPER, INSULATED PLENUM AND SIDE DEFLECTORS L800MM SLOT 20MM BLACK	800	20	100	2	BLACK	PZ	1
PWD301434	LINEAR RETRACTING DIFFUSER IN ANTI-CONDESATION PVC WITH DAMPER, INSULATED PLENUM AND SIDE DEFLECTORS L800MM SLOT 30MM WHITE	800	30	110	2	WHITE	PZ	1
PWD301435	LINEAR RETRACTING DIFFUSER IN ANTI-CONDESATION PVC WITH DAMPER, INSULATED PLENUM AND SIDE DEFLECTORS L800MM SLOT 30MM BLACK	800	30	110	2	BLACK	PZ	1
PWD301442	LINEAR RETRACTING DIFFUSER IN ANTI-CONDESATION PVC WITH DAMPER, INSULATED PLENUM AND SIDE DEFLECTORS L1000MM SLOT 20MM WHITE	1000	20	100	2	WHITE	PZ	1
PWD301443	LINEAR RETRACTING DIFFUSER IN ANTI-CONDESATION PVC WITH DAMPER, INSULATED PLENUM AND SIDE DEFLECTORS L1000MM SLOT 20MM BLACK	1000	20	100	2	BLACK	PZ	1
PWD301450	LINEAR RETRACTING DIFFUSER IN ANTI-CONDESATION PVC WITH DAMPER, INSULATED PLENUM AND SIDE DEFLECTORS L1000MM SLOT 30MM WHITE	1000	30	110	2	WHITE	PZ	1
PWD301451	LINEAR RETRACTING DIFFUSER IN ANTI-CONDESATION PVC WITH DAMPER, INSULATED PLENUM AND SIDE DEFLECTORS L1000MM SLOT 30MM BLACK	1000	30	110	2	BLACK	PZ	1
PWD301458	LINEAR RETRACTING DIFFUSER IN ANTI-CONDESATION PVC WITH DAMPER, INSULATED PLENUM AND SIDE DEFLECTORS L1200MM SLOT 20MM WHITE	1500	20	100	3	WHITE	PZ	1
PWD301459	LINEAR RETRACTING DIFFUSER IN ANTI-CONDESATION PVC WITH DAMPER, INSULATED PLENUM AND SIDE DEFLECTORS L1200MM SLOT 20MM BLACK	1500	20	100	3	BLACK	PZ	1
PWD301466	LINEAR RETRACTING DIFFUSER IN ANTI-CONDESATION PVC WITH DAMPER, INSULATED PLENUM AND SIDE DEFLECTORS L1200MM SLOT 30MM WHITE	1500	30	110	3	WHITE	PZ	1
PWD301467	LINEAR RETRACTING DIFFUSER IN ANTI-CONDESATION PVC WITH DAMPER, INSULATED PLENUM AND SIDE DEFLECTORS L1200MM SLOT 30MM BLACK	1500	30	110	3	BLACK	PZ	1
PWD301474	LINEAR RETRACTING DIFFUSER IN ANTI-CONDESATION PVC WITH DAMPER, INSULATED PLENUM AND SIDE DEFLECTORS L2000MM SLOT 20MM WHITE	2000	20	100	4	WHITE	PZ	1
PWD301475	LINEAR RETRACTING DIFFUSER IN ANTI-CONDESATION PVC WITH DAMPER, INSULATED PLENUM AND SIDE DEFLECTORS L2000MM SLOT 20MM BLACK	2000	20	100	4	BLACK	PZ	1
PWD301482	LINEAR RETRACTING DIFFUSER IN ANTI-CONDESATION PVC WITH DAMPER, INSULATED PLENUM AND SIDE DEFLECTORS L2000MM SLOT 30MM WHITE	2000	30	110	4	WHITE	PZ	1
PWD301483	LINEAR RETRACTING DIFFUSER IN ANTI-CONDESATION PVC WITH DAMPER, INSULATED PLENUM AND SIDE DEFLECTORS L2000MM SLOT 30MM BLACK	2000	30	110	4	BLACK	PZ	1

**LINEAR RETRACTING  
DIFFUSER IN ALUMINIUM  
WITH DAMPER, INSULATED  
PLENUM AND CENTRAL  
BAFFLE**

**TECHNICAL SPECIFICATIONS**

- Linear retracting diffuser in aluminium, painted black or white
- Polyethylene coated galvanized sheet plenum with closed cells (sp.3mm)
- Suitable for both air delivery and air intake
- Adjustable damper
- Central deflector to direct the airflow
- Air inlet collars included in the package (not assembled)
- Provisions for additional ducting and for VMC Ø75/90 (ref. ACD600089 - ACD600090)
- False ceiling mounting brackets included in delivery
- Compatible with PWC500027 continuity kit
- Fastening with screws and brackets
- For wall / ceiling installation
- Continuity kit available separately

**DIFFUSEUR LINÉAIRE  
ENCASTRÉ EN ALUMINIUM  
AVEC REGISTRE, PLÉNUM  
ISOLÉ ET DÉFLECTEUR  
CENTRAL**

**CARACTÉRISTIQUES TECHNIQUES**

- Diffuseur linéaire encastré en aluminium peint en blanc ou en noir
- Plénum en tôle galvanisée revêtue de polyéthylène à cellules fermées (sp.3mm)
- Adapté au refoulement et à la reprise d'air
- Registre réglable
- Déflecteur central pour orienter le flux d'air
- Collets d'entrée d'air inclus dans l'emballage (non montés)
- Prédpositions pour conduits supplémentaires et pour VMC Ø75/90 (réf. ACD600089 - ACD600090)
- Supports de fixation au plafond inclus dans la livraison
- Compatible avec le kit de continuité PWC500027
- Fixation au moyen de vis et de supports
- Pour l'installation murale / au plafond
- Kit de continuité disponible séparément

**LINEARER UNTERPUTZ-  
DIFFUSOR AUS ALUMINIUM  
MIT SCHIEBER, GEDÄMMTEM  
PLENUM UND ZENTRALER  
STÖRKLAPPE**

**TECHNISCHE EIGENSCHAFTEN**

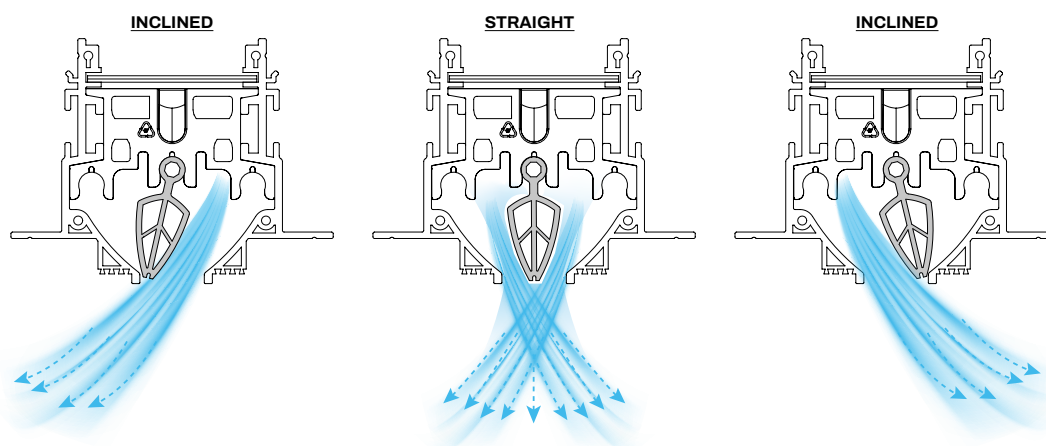
- Linearer Unterputz-Diffusor aus weiß oder schwarz lackiertem Aluminium
- Anschlusskasten aus verzinktem Blech mit Polyethylen-Beschichtung in geschlossenen Zellen (sp.3mm)
- Geeignet sowohl für Luftvorlauf als auch für Lufrücklauf
- Regulierbarer Schieber
- Zentraler Deflektor zur Ausrichtung des Luftstroms
- Collets d'entrée d'air inclus dans l'emballage (non montés)
- Vorkehrungen für zusätzliche Kanalisierungen und für VMC Ø75/90 (Ref. ACD600089 - ACD600090)
- Befestigungsbügel an Zwischendecke im Lieferumfang enthalten
- Kompatibel mit dem PWC500027 Continuity Kit
- Befestigung mittels Schrauben und Halterungen
- Zur Wand- / Deckenmontage
- Kontinuitäts-Kit separat erhältlich

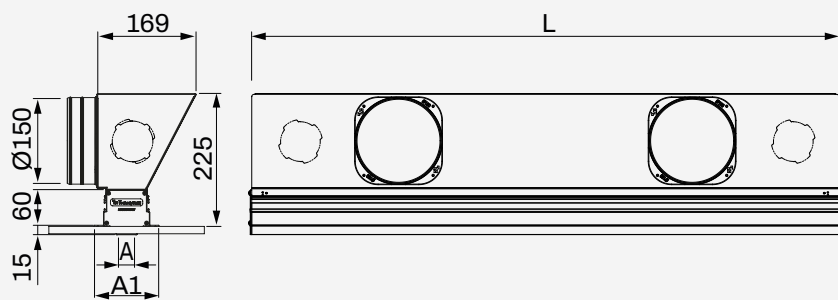
**ALUMINIUM**



Retractable diffusers without plenum available on request


**EXAMPLE OF FLOW**





Datasheet



CODE	DESCRIPTION	DIMENSIONS [mm]			COUPLING Ø150	COLOUR	U.M.	 Pieces per box
		L	A	A1				
PWD301537	LINEAR RETRACTING DIFFUSER IN ALUMINIUM WITH DAMPER, INSULATED PLENUM AND CENTRAL DEFLECTOR L600MM SLOT 20MM WHITE	600	20	100	1	WHITE	PZ	1
PWD301538	LINEAR RETRACTING DIFFUSER IN ALUMINIUM WITH DAMPER, INSULATED PLENUM AND CENTRAL DEFLECTOR L600MM SLOT 20MM BLACK	600	20	100	1	BLACK	PZ	1
PWD301545	LINEAR RETRACTING DIFFUSER IN ALUMINIUM WITH DAMPER, INSULATED PLENUM AND CENTRAL DEFLECTOR L600MM SLOT 30MM WHITE	600	30	110	1	WHITE	PZ	1
PWD301546	LINEAR RETRACTING DIFFUSER IN ALUMINIUM WITH DAMPER, INSULATED PLENUM AND CENTRAL DEFLECTOR L600MM SLOT 30MM BLACK	600	30	110	1	BLACK	PZ	1
PWD301553	LINEAR RETRACTING DIFFUSER IN ALUMINIUM WITH DAMPER, INSULATED PLENUM AND CENTRAL DEFLECTOR L800MM SLOT 20MM WHITE	800	20	100	2	WHITE	PZ	1
PWD301554	CONCEALED LINEAR DIFFUSOR IN ALUMINIUM WITH DAMPER, INSULATED PLENUM AND CENTRAL DEFLECTOR L800MM SLOT 20MM BLACK	800	20	100	2	BLACK	PZ	1
PWD301561	LINEAR RETRACTING DIFFUSER IN ALUMINIUM WITH DAMPER, INSULATED PLENUM AND CENTRAL DEFLECTOR L800MM SLOT 30MM WHITE	800	30	110	2	WHITE	PZ	1
PWD301562	LINEAR RETRACTING DIFFUSER IN ALUMINIUM WITH DAMPER, INSULATED PLENUM AND CENTRAL DEFLECTOR L800MM SLOT 30MM BLACK	800	30	110	2	BLACK	PZ	1
PWD301569	LINEAR RETRACTING DIFFUSER IN ALUMINIUM WITH DAMPER, INSULATED PLENUM AND CENTRAL DEFLECTOR L1000MM SLOT 20MM WHITE	1000	20	100	2	WHITE	PZ	1
PWD301570	LINEAR RETRACTING DIFFUSER IN ALUMINIUM WITH DAMPER, INSULATED PLENUM AND CENTRAL DEFLECTOR L1000MM SLOT 20MM BLACK	1000	20	100	2	BLACK	PZ	1
PWD301577	LINEAR RETRACTING DIFFUSER IN ALUMINIUM WITH DAMPER, INSULATED PLENUM AND CENTRAL DEFLECTOR L1000MM SLOT 30MM WHITE	1000	30	110	2	WHITE	PZ	1
PWD301578	LINEAR RETRACTING DIFFUSER IN ALUMINIUM WITH DAMPER, INSULATED PLENUM AND CENTRAL DEFLECTOR L1000MM SLOT 30MM BLACK	1000	30	110	2	BLACK	PZ	1
PWD301585	LINEAR RETRACTING DIFFUSER IN ALUMINIUM WITH DAMPER, INSULATED PLENUM AND CENTRAL DEFLECTOR L1200MM SLOT 20MM WHITE	1500	20	100	3	WHITE	PZ	1
PWD301586	LINEAR RETRACTING DIFFUSER IN ALUMINIUM WITH DAMPER, INSULATED PLENUM AND CENTRAL DEFLECTOR L1200MM SLOT 20MM BLACK	1500	20	100	3	BLACK	PZ	1
PWD301593	LINEAR RETRACTING DIFFUSER IN ALUMINIUM WITH DAMPER, INSULATED PLENUM AND CENTRAL DEFLECTOR L1200MM SLOT 30MM WHITE	1500	30	110	3	WHITE	PZ	1
PWD301594	LINEAR RETRACTING DIFFUSER IN ALUMINIUM WITH DAMPER, INSULATED PLENUM AND CENTRAL DEFLECTOR L1200MM SLOT 30MM BLACK	1500	30	110	3	BLACK	PZ	1
PWD301601	LINEAR RETRACTING DIFFUSER IN ALUMINIUM WITH DAMPER, INSULATED PLENUM AND CENTRAL DEFLECTOR L2000MM SLOT 20MM WHITE	2000	20	100	4	WHITE	PZ	1
PWD301602	LINEAR RETRACTING DIFFUSER IN ALUMINIUM WITH DAMPER, INSULATED PLENUM AND CENTRAL DEFLECTOR L2000MM SLOT 20MM BLACK	2000	20	100	4	BLACK	PZ	1
PWD301609	LINEAR RETRACTING DIFFUSER IN ALUMINIUM WITH DAMPER, INSULATED PLENUM AND CENTRAL DEFLECTOR L2000MM SLOT 30MM WHITE	2000	30	110	4	WHITE	PZ	1
PWD301610	LINEAR RETRACTING DIFFUSER IN ALUMINIUM WITH DAMPER, INSULATED PLENUM AND CENTRAL DEFLECTOR L2000MM SLOT 30MM BLACK	2000	30	110	4	BLACK	PZ	1

## **LINEAR RETRACTING DIFFUSER IN ALUMINIUM WITH DAMPER, INSULATED PLENUM AND SIDE BAFFLES**

### TECHNICAL SPECIFICATIONS

- Linear retracting diffuser in aluminium, painted black or white
- Polyethylene coated galvanized sheet plenum with closed cells (sp.3mm)
- Suitable for both air delivery and air intake
- Adjustable damper
- Side deflectors to direct the airflow
- Air inlet collars included in the package (not assembled)
- Provisions for additional ducting and for VMC Ø75/90 (ref. ACD600089 - ACD600090)
- False ceiling mounting brackets included in delivery
- Compatible with PWC500027 continuity kit
- Fastening with screws and brackets
- For wall / ceiling installation
- Continuity kit available separately

## **DIFFUSEUR LINÉAIRE ENCASTRÉ EN ALUMINIUM AVEC REGISTRE, PLÉNUM ISOLÉ ET DÉFLECTEURS LATÉRAUX**

### CARACTÉRISTIQUES TECHNIQUES

- Diffuseur linéaire encastré en aluminium peint en blanc ou en noir
- Plenum en tôle galvanisée revêtue de polyéthylène à cellules fermées (sp.3mm)
- Adapté au refoulement et à la reprise d'air
- Registre réglable
- Déflecteurs latéraux pour orienter le flux d'air
- Collets d'entrée d'air inclus dans l'emballage (non montés)
- Prédpositions pour conduits supplémentaires et pour VMC Ø75/90 (réf. ACD600089 - ACD600090)
- Supports de fixation au plafond inclus dans la livraison
- Compatible avec le kit de continuité PWC500027
- Fixation au moyen de vis et de supports
- Pour l'installation murale / au plafond
- Kit de continuité disponible séparément

## **LINEARER UNTERPUTZ-DIFFUSOR AUS ALUMINIUM MIT SCHIEBER, GEDÄMMTEM PLENUM UND SEITLICHEN STÖRKLAPPEN**

### TECHNISCHE EIGENSCHAFTEN

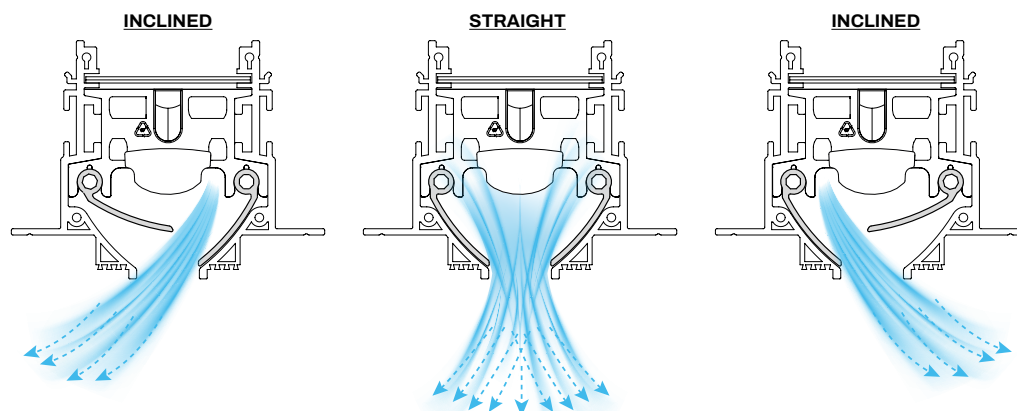
- Linearer Unterputz-Diffusor aus weiß oder schwarz lackiertem Aluminium
- Anschlusskasten aus verzinktem Blech mit Polyethylen-Beschichtung in geschlossenen Zellen (sp.3mm)
- Geeignet sowohl für Luftvorlauf als auch für Lufrücklauf
- Regulierbarer Schieber
- Seitliche Deflektoren zur Ausrichtung des Luftstroms
- Luft-Einlasskragen im Lieferumfang enthalten (nicht montiert)
- Vorkehrungen für zusätzliche Kanalisierungen und für VMC Ø75/90 (Ref. ACD600089 - ACD600090)
- Befestigungsbügel an Zwischendecke im Lieferumfang enthalten
- Kompatibel mit dem PWC500027 Continuity Kit
- Befestigung mittels Schrauben und Halterungen
- Zur Wand- / Deckenmontage
- Kontinuitäts-Kit separat erhältlich

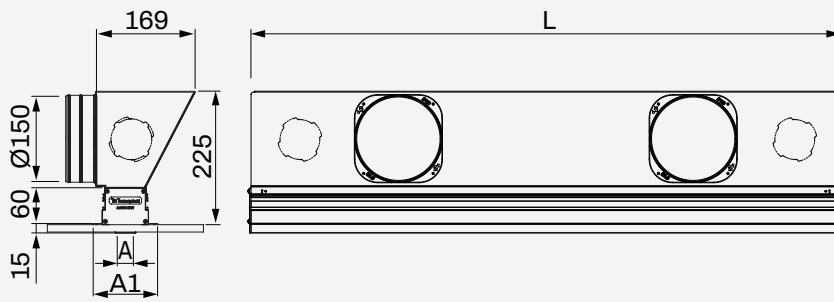
## ALUMINIUM



Retractable diffusers without plenum available on request

### EXAMPLE OF FLOW





Datasheet




CODE	DESCRIPTION	DIMENSIONS [mm]			COUPLING Ø150	COLOUR	U.M.	 Pieces per box
		L	A	A1				
PWD301535	LINEAR RETRACTING DIFFUSER IN ALUMINIUM WITH DAMPER, INSULATED PLENUM AND SIDE DEFLECTORS L600MM SLOT 20MM WHITE	600	20	100	1	WHITE	PZ	1
PWD301536	LINEAR RETRACTING DIFFUSER IN ALUMINIUM WITH DAMPER, INSULATED PLENUM AND SIDE DEFLECTORS L600MM SLOT 20MM BLACK	600	20	100	1	BLACK	PZ	1
PWD301543	LINEAR RETRACTING DIFFUSER IN ALUMINIUM WITH DAMPER, INSULATED PLENUM AND SIDE DEFLECTORS L600MM SLOT 30MM WHITE	600	30	110	1	WHITE	PZ	1
PWD301544	LINEAR RETRACTING DIFFUSER IN ALUMINIUM WITH DAMPER, INSULATED PLENUM AND SIDE DEFLECTORS L600MM SLOT 30MM BLACK	600	30	110	1	BLACK	PZ	1
PWD301551	LINEAR RETRACTING DIFFUSER IN ALUMINIUM WITH DAMPER, INSULATED PLENUM AND SIDE DEFLECTORS L800MM SLOT 20MM WHITE	800	20	100	2	WHITE	PZ	1
PWD301552	LINEAR RETRACTING DIFFUSER IN ALUMINIUM WITH DAMPER, INSULATED PLENUM AND SIDE DEFLECTORS L800MM SLOT 20MM BLACK	800	20	100	2	BLACK	PZ	1
PWD301559	LINEAR RETRACTING DIFFUSER IN ALUMINIUM WITH DAMPER, INSULATED PLENUM AND SIDE DEFLECTORS L800MM SLOT 30MM WHITE	800	30	110	2	WHITE	PZ	1
PWD301560	LINEAR RETRACTING DIFFUSER IN ALUMINIUM WITH DAMPER, INSULATED PLENUM AND SIDE DEFLECTORS L800MM SLOT 30MM BLACK	800	30	110	2	BLACK	PZ	1
PWD301567	LINEAR RETRACTING DIFFUSER IN ALUMINIUM WITH DAMPER, INSULATED PLENUM AND SIDE DEFLECTORS L1000MM SLOT 20MM WHITE	1000	20	100	2	WHITE	PZ	1
PWD301568	LINEAR RETRACTING DIFFUSER IN ALUMINIUM WITH DAMPER, INSULATED PLENUM AND SIDE DEFLECTORS L1000MM SLOT 20MM BLACK	1000	20	100	2	BLACK	PZ	1
PWD301575	LINEAR RETRACTING DIFFUSER IN ALUMINIUM WITH DAMPER, INSULATED PLENUM AND SIDE DEFLECTORS L1000MM SLOT 30MM WHITE	1000	30	110	2	WHITE	PZ	1
PWD301576	LINEAR RETRACTING DIFFUSER IN ALUMINIUM WITH DAMPER, INSULATED PLENUM AND SIDE DEFLECTORS L1000MM SLOT 30MM BLACK	1000	30	110	2	BLACK	PZ	1
PWD301583	LINEAR RETRACTING DIFFUSER IN ALUMINIUM WITH DAMPER, INSULATED PLENUM AND SIDE DEFLECTORS L1200MM SLOT 20MM WHITE	1500	20	100	3	WHITE	PZ	1
PWD301584	LINEAR RETRACTING DIFFUSER IN ALUMINIUM WITH DAMPER, INSULATED PLENUM AND SIDE DEFLECTORS L1200MM SLOT 20MM BLACK	1500	20	100	3	BLACK	PZ	1
PWD301591	LINEAR RETRACTING DIFFUSER IN ALUMINIUM WITH DAMPER, INSULATED PLENUM AND SIDE DEFLECTORS L1200MM SLOT 30MM WHITE	1500	30	110	3	WHITE	PZ	1
PWD301592	LINEAR RETRACTING DIFFUSER IN ALUMINIUM WITH DAMPER, INSULATED PLENUM AND SIDE DEFLECTORS L1200MM SLOT 30MM BLACK	1500	30	110	3	BLACK	PZ	1
PWD301599	LINEAR RETRACTING DIFFUSER IN ALUMINIUM WITH DAMPER, INSULATED PLENUM AND SIDE DEFLECTORS L2000MM SLOT 20MM WHITE	2000	20	100	4	WHITE	PZ	1
PWD301600	LINEAR RETRACTING DIFFUSER IN ALUMINIUM WITH DAMPER, INSULATED PLENUM AND SIDE DEFLECTORS L2000MM SLOT 20MM BLACK	2000	20	100	4	BLACK	PZ	1
PWD301607	LINEAR RETRACTING DIFFUSER IN ALUMINIUM WITH DAMPER, INSULATED PLENUM AND SIDE DEFLECTORS L2000MM SLOT 30MM WHITE	2000	30	110	4	WHITE	PZ	1
PWD301608	LINEAR RETRACTING DIFFUSER IN ALUMINIUM WITH DAMPER, INSULATED PLENUM AND SIDE DEFLECTORS L2000MM SLOT 30MM BLACK	2000	30	110	4	BLACK	PZ	1




Video



 **CONCEALED LINEAR  
DIFFUSER SINGLE SLOT WITH  
DEFLECTOR AND DAMPER  
COMPLET WITH INSULATED  
PLENUM**


**TECHNICAL SPECIFICATIONS**

- Plenum made of galvanized sheet metal covered in closed-cell polyethylene (3 mm thick)
- Diffuser made of painted galvanized sheet metal
- Sliding damper included
- Ideal for ceiling and wall installations
- Suitable for air supply and return
- The collars are supplied with the diffuser, but are not pre-assembled
- Predisposition for VMC duct connections is standard on the plenum
- False ceiling mounting brackets included
- Compatible with the PWC500027 continuity kit

 **DIFFUSEUR LINÉAIRE  
DISSIMULÉ À FENTE UNIQUE  
AVEC DÉFLECTEUR ET  
AMORTISSEUR, COMPLET  
AVEC PLÉNUM ISOLÉ**

**CARACTÉRISTIQUES TECHNIQUES**

- Plénum en tôle galvanisée recouverte de polyéthylène à cellules fermées (3 mm d'épaisseur)
- Diffuseur en tôle galvanisée peinte
- Clapet coulissant inclus
- Idéal pour une installation au plafond ou au mur
- Convient pour l'alimentation et le retour d'air
- Les colliers sont fournis avec le diffuseur, mais ne sont pas pré-assemblés
- Predisposition standard pour les raccords de gaine VMC sur le plénum
- Supports de fixation pour faux plafond inclus
- Compatible avec le kit de continuité PWC500027

 **VERDECKTER LINEARER  
DIFFUSOR MIT EINEM SCHLITZ,  
ABLENKER UND DÄMPFER,  
KOMPLETT MIT ISOLIERTEM  
PLENUM**

**TECHNISCHE EIGENSCHAFTEN**

- Plenum aus verzinktem Blech, beschichtet mit geschlossenzelligem Polyethylen (3 mm dick)
- Diffusor aus lackiertem, verzinktem Blech
- Schieberegler inklusive
- Ideal für Decken- und Wandmontage
- Geeignet für Zu- und Abluft
- Die Anschlussstutzen sind im Lieferumfang des Diffusors enthalten, jedoch nicht vormontiert
- Vorbereitung für VMC-Kanalanschlüsse ist am Plenum Standard
- Halterungen für die Deckenmontage inklusive
- Kompatibel mit dem Anschlussset PWC500027

 **MADE IN ITALY**


VMC predisposition holes

Entrance collar

Fixing brackets for suspended ceilings

Retractable without frame

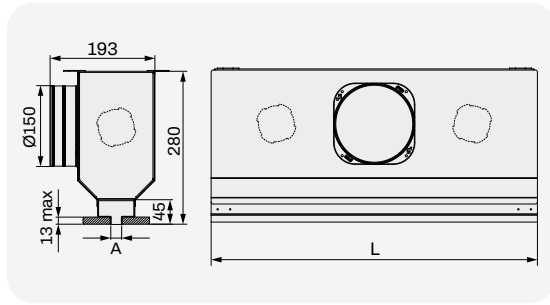
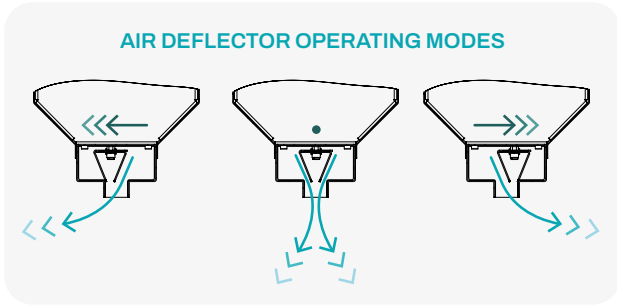
Side speaker view



Slit available in white or black

Plenum in galvanized sheet metal covered in polyethylene

# LINEAR RETRACTING DIFFUSER 1 SLOT WITH DEFLECTOR AND DAMPER COMPLETE WITH INSULATED PLENUM



CODE	DESCRIPTION	DIMENSIONS		N° COUPLINGS	Q [m³/h]	U.M.	Pieces per box
		A [mm]	L [mm]				
PWD301360	LINEAR RETRACTING DIFFUSER 1 SLOT WITH DEFLECTOR AND DAMPER COMPLETE WITH INSULATED PLENUM L600x20mm WHITE	20	600	1	165	PZ	1
PWD301361*	LINEAR RETRACTING DIFFUSER 1 SLOT WITH DEFLECTOR AND DAMPER COMPLETE WITH INSULATED PLENUM L800x20mm WHITE	20	800	2	220	PZ	1
PWD301362	LINEAR RETRACTING DIFFUSER 1 SLOT WITH DEFLECTOR AND DAMPER COMPLETE WITH INSULATED PLENUM L1000x20mm WHITE	20	1000	2	275	PZ	1
PWD301363*	LINEAR RETRACTING DIFFUSER 1 SLOT WITH DEFLECTOR AND DAMPER COMPLETE WITH INSULATED PLENUM L1500x20mm WHITE	20	1500	3	410	PZ	1
PWD301364*	LINEAR RETRACTING DIFFUSER 1 SLOT WITH DEFLECTOR AND DAMPER COMPLETE WITH INSULATED PLENUM L2000x20mm WHITE	20	2000	4	550	PZ	1
PWD301365*	LINEAR RETRACTING DIFFUSER 1 SLOT WITH DEFLECTOR AND DAMPER COMPLETE WITH INSULATED PLENUM L600x30mm WHITE	30	600	1	195	PZ	1
PWD301366*	LINEAR RETRACTING DIFFUSER 1 SLOT WITH DEFLECTOR AND DAMPER COMPLETE WITH INSULATED PLENUM L800x30mm WHITE	30	800	2	260	PZ	1
PWD301367*	LINEAR RETRACTING DIFFUSER 1 SLOT WITH DEFLECTOR AND DAMPER COMPLETE WITH INSULATED PLENUM L1000x30mm WHITE	30	1000	2	325	PZ	1
PWD301368*	LINEAR RETRACTING DIFFUSER 1 SLOT WITH DEFLECTOR AND DAMPER COMPLETE WITH INSULATED PLENUM L1500x30mm WHITE	30	1500	3	480	PZ	1
PWD301369*	LINEAR RETRACTING DIFFUSER 1 SLOT WITH DEFLECTOR AND DAMPER COMPLETE WITH INSULATED PLENUM L2000x30mm WHITE	30	2000	4	650	PZ	1
PWD301370	LINEAR RETRACTING DIFFUSER 1 SLOT WITH DEFLECTOR AND DAMPER COMPLETE WITH INSULATED PLENUM L600x20mm BLACK	20	600	1	165	PZ	1
PWD301371*	LINEAR RETRACTING DIFFUSER 1 SLOT WITH DEFLECTOR AND DAMPER COMPLETE WITH INSULATED PLENUM L800x20mm BLACK	20	800	2	220	PZ	1
PWD301372	LINEAR RETRACTING DIFFUSER 1 SLOT WITH DEFLECTOR AND DAMPER COMPLETE WITH INSULATED PLENUM L1000x20mm BLACK	20	1000	2	275	PZ	1
PWD301373*	LINEAR RETRACTING DIFFUSER 1 SLOT WITH DEFLECTOR AND DAMPER COMPLETE WITH INSULATED PLENUM L1500x20mm BLACK	20	1500	3	410	PZ	1
PWD301374*	LINEAR RETRACTING DIFFUSER 1 SLOT WITH DEFLECTOR AND DAMPER COMPLETE WITH INSULATED PLENUM L2000x20mm BLACK	20	2000	4	550	PZ	1
PWD301375*	LINEAR RETRACTING DIFFUSER 1 SLOT WITH DEFLECTOR AND DAMPER COMPLETE WITH INSULATED PLENUM L600x30mm BLACK	30	600	1	195	PZ	1
PWD301376*	LINEAR RETRACTING DIFFUSER 1 SLOT WITH DEFLECTOR AND DAMPER COMPLETE WITH INSULATED PLENUM L800x30mm BLACK	30	800	2	260	PZ	1
PWD301377*	LINEAR RETRACTING DIFFUSER 1 SLOT WITH DEFLECTOR AND DAMPER COMPLETE WITH INSULATED PLENUM L1000x30mm BLACK	30	1000	2	325	PZ	1
PWD301378*	LINEAR RETRACTING DIFFUSER 1 SLOT WITH DEFLECTOR AND DAMPER COMPLETE WITH INSULATED PLENUM L1500x30mm BLACK	30	1500	3	480	PZ	1
PWD301379*	LINEAR RETRACTING DIFFUSER 1 SLOT WITH DEFLECTOR AND DAMPER COMPLETE WITH INSULATED PLENUM L2000x30mm BLACK	30	2000	4	650	PZ	1

\* Models available only on request



**LINEAR DIFFUSER WITH ROTARY DEFLECTOR, SINGLE SLOT, IN MATTE WHITE PAINTED ALUMINIUM.**



**DIFFUSEUR LINÉAIRE AVEC DÉFLECTEUR ROTATIF, FENTE UNIQUE, EN ALUMINIUM PEINT BLANC MAT.**

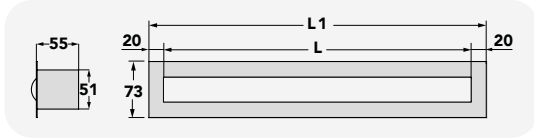


**LINEAR-DIFFUSOR MIT DREHBAREM ABLENKBLECH, EINZELSPALT, AUS MATTWEISS LACKIERTEM ALUMINIUM.**



**NEW**

**Datasheet**



CODE	DESCRIPTION	DIMENSIONS [mm]		AIRFLOW MIN/MAX [m³/h]	U.M.	Pieces per box
		L	L1			
PWC300059	LINEAR RETRACTING DIFFUSER IN ANTI-CONDENSATION PVC, INSULATED PLENUM AND ROTATING DEFLECTORS 1 SLOT PAINTED WHITE MATTE ALUMINIUM L600mm	600	640	48 / 132	PCS	1
PWC300060	LINEAR RETRACTING DIFFUSER IN ANTI-CONDENSATION PVC, INSULATED PLENUM AND ROTATING DEFLECTORS 1 SLOT PAINTED WHITE MATTE ALUMINIUM L800mm	800	840	64 / 176	PCS	1
PWC300061	LINEAR RETRACTING DIFFUSER IN ANTI-CONDENSATION PVC, INSULATED PLENUM AND ROTATING DEFLECTORS 1 SLOT PAINTED WHITE MATTE ALUMINIUM L1000mm	1000	1040	80 / 220	PCS	1
PWC300062	LINEAR RETRACTING DIFFUSER IN ANTI-CONDENSATION PVC, INSULATED PLENUM AND ROTATING DEFLECTORS 1 SLOT PAINTED WHITE MATTE ALUMINIUM L1500mm	1500	1540	120 / 330	PCS	1
PWC300063	LINEAR RETRACTING DIFFUSER IN ANTI-CONDENSATION PVC, INSULATED PLENUM AND ROTATING DEFLECTORS 1 SLOT PAINTED WHITE MATTE ALUMINIUM L2000mm	2000	2040	160 / 440	PCS	1



**INSULATED PLENUM WITH UPPER COUPLER FOR LINEAR DIFFUSER WITH ROTARY DEFLECTOR 1 SLOT**



**PLÉNUM ISOLÉ AVEC ATTACHE SUPÉRIEURE POUR DIFFUSEUR LINÉAIRE AVEC DÉFLECTEUR ROTATIF 1 FENTE**



**ISOLIERTES PLENUM MIT OBEREM ANSCHLUSS FÜR LINEAREN DIFFUSOR MIT DREHABWEISER 1 SCHLITZ**

**TECHNICAL SPECIFICATIONS**

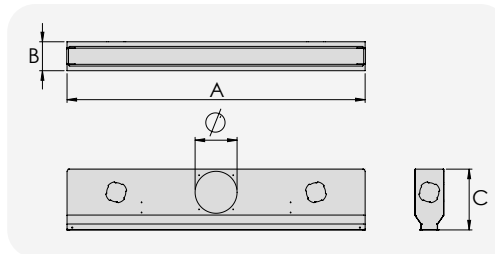
- Insulated galvanized sheet
- Outer closed cell polyethylene coating (thickness 3 mm)
- Collars supplied
- Screw kit for fastening the supplied linear diffuser

**CARACTÉRISTIQUES TECHNIQUES**

- Tôle galvanisée isolée
- Revêtement extérieur en polyéthylène à cellules fermées (épaisseur 3 mm)
- Colliers fournis
- Kit de vis pour la fixation du diffuseur linéaire fourni

**TECHNISCHE EIGENSCHAFTEN**

- Verzinktes Dämmblech
- Außenbeschichtung aus Polyethylen mit geschlossenen Zellen (Stärke 3 mm)
- Schellen im Lieferumfang enthalten
- Schraubensatz zur Befestigung des mitgelieferten linearen Luftdurchlasses




**Datasheet**




CODE	DESCRIPTION	DIMENSIONS [mm]			UPPER COLLAR N° COLL. / MOD.	U.M.	Pieces per box
		A	B	C			
PWD400342	PLÉNUM WITH UPPER CONNECTION FOR LINEAR DIFFUSER WITH ROTARY DEFLECTOR 1 SLOT L.600	630	105	215	1 pc. / E5 (Ø150)	PCS	1
PWD400343	PLÉNUM WITH UPPER CONNECTION FOR LINEAR DIFFUSER WITH ROTARY DEFLECTOR 1 SLOT L.800	830	105	215	1 pc. / E5 (Ø150)	PCS	1
PWD400344	PLÉNUM WITH UPPER CONNECTION FOR LINEAR DIFFUSER WITH ROTARY DEFLECTOR 1 SLOT L.1000	1030	105	215	1 pc. / E5 (Ø150)	PCS	1
PWD400345	PLÉNUM WITH UPPER CONNECTION FOR LINEAR DIFFUSER WITH ROTARY DEFLECTOR 1 SLOT L.1500	1530	105	215	1 pc. / E5 (Ø150)	PCS	1
PWD400346	PLÉNUM WITH UPPER CONNECTION FOR LINEAR DIFFUSER WITH ROTARY DEFLECTOR 1 SLOT L.2000	2030	105	215	2 pc. / E5 (Ø150)	PCS	1

**\*SIDE AND REAR COLLARS AVAILABLE ON REQUEST ON PAGES 237-239**

N.B. USE OF THE REAR AND SIDE INPUTS MAY IMPAIR THE CORRECT OPERATION OF THE SPEAKER

 **LINEAR DIFFUSER WITH ROTARY DEFLECTOR, DOUBLE SLOT, IN MATTE WHITE PAINTED ALUMINIUM.**

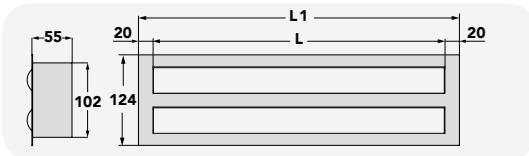
 **DIFFUSEUR LINÉAIRE AVEC DÉFLECTEUR ROTATIF, 2 FENTES, EN ALUMINIUM PEINT BLANC MAT.**

 **LINEAR-DIFFUSOR MIT DREHBAREM ABLENKBLECH, 2 SPALTE, AUS MATTWEISS LACKIERTEM ALUMINIUM.**





**NEW**


**Datasheet**



CODE	DESCRIPTION	DIMENSIONS [mm]		AIRFLOW MIN/MAX [m³/h]	U.M.	Pieces per box
		L	L1			
PWC300064	LINEAR RETRACTING DIFFUSER IN ANTI-CONDENSATION PVC, INSULATED PLENUM AND ROTATING DEFLECTORS 2 SLOTS PAINTED WHITE MATTE ALUMINIUM L600mm	600	640	114 / 252	PCS	1
PWC300065	LINEAR RETRACTING DIFFUSER IN ANTI-CONDENSATION PVC, INSULATED PLENUM AND ROTATING DEFLECTORS 2 SLOTS PAINTED WHITE MATTE ALUMINIUM L800mm	800	840	152 / 336	PCS	1
PWC300066	LINEAR RETRACTING DIFFUSER IN ANTI-CONDENSATION PVC, INSULATED PLENUM AND ROTATING DEFLECTORS 2 SLOTS PAINTED WHITE MATTE ALUMINIUM L1000mm	1000	1040	190 / 420	PCS	1
PWC300067	LINEAR RETRACTING DIFFUSER IN ANTI-CONDENSATION PVC, INSULATED PLENUM AND ROTATING DEFLECTORS 2 SLOTS PAINTED WHITE MATTE ALUMINIUM L1500mm	1500	1540	285 / 630	PCS	1
PWC300068	LINEAR RETRACTING DIFFUSER IN ANTI-CONDENSATION PVC, INSULATED PLENUM AND ROTATING DEFLECTORS 2 SLOTS PAINTED WHITE MATTE ALUMINIUM L2000mm	2000	2040	380 / 840	PCS	1

 **INSULATED PLENUM WITH UPPER COUPLER FOR LINEAR DIFFUSER WITH ROTARY DEFLECTOR 2 SLOTS**

 **PLÉNUM ISOLÉ AVEC ATTACHE SUPÉRIEURE POUR DIFFUSEUR LINÉAIRE AVEC DÉFLECTEUR ROTATIF 2 FENTES**

 **ISOLIERTES PLENUM MIT OBEREM ANSCHLUSS FÜR LINEAREN DIFFUSOR MIT DREHABWEISER 2 SCHLITZEN**

**TECHNICAL SPECIFICATIONS**

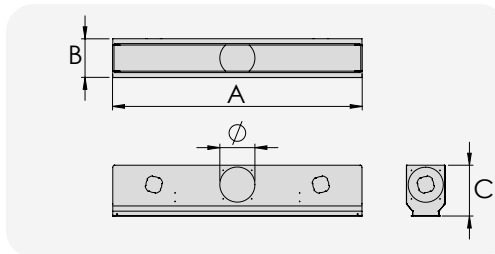
- Made of insulated galvanised metal sheet
- Outer closed cell polyethylene coating (thickness 3 mm)
- Collars supplied
- Screw kit for fastening the supplied linear diffuser

**CARACTÉRISTIQUES TECHNIQUES**

- Fabriqué en tôle galvanisée isolée
- Revêtement extérieur en polyéthylène à cellules fermées (épaisseur 3 mm)
- Colliers fournis
- Kit de vis pour la fixation du diffuseur linéaire fourni

**TECHNISCHE EIGENSCHAFTEN**

- Aus isoliertem verzinktem Blech
- Außenbeschichtung aus Polyethylen mit geschlossenen Zellen (Stärke 3 mm)
- Schellen im Lieferumfang enthalten
- Schraubensatz zur Befestigung des mitgelieferten linearen Luftdurchlasses



**Datasheet**



CODE	DESCRIPTION	DIMENSIONS [mm]			UPPER COLLAR N° COLL. / MOD.	U.M.	Pieces per box
		A	B	C			
PWD400347	PLÉNUM ISOLATO CON ATTACCO SUFIORE FOR DIFFUSORE LINEARE CON DEFLETTOR ROTATIVO 2 FERITOIE L.600mm"	630	165	215	1 pc. / E5 (Ø150)	PCS	1
PWD400348	PLÉNUM ISOLATO CON ATTACCO SUFIORE FOR DIFFUSORE LINEARE CON DEFLETTOR ROTATIVO 2 FERITOIE L.800mm"	830	165	215	1 pc. / E5 (Ø150)	PCS	1
PWD400349	PLÉNUM ISOLATO CON ATTACCO SUFIORE FOR DIFFUSORE LINEARE CON DEFLETTOR ROTATIVO 2 FERITOIE L.1000mm"	1030	165	215	1 pc. / E5 (Ø150)	PCS	1
PWD400350	PLÉNUM ISOLATO CON ATTACCO SUFIORE FOR DIFFUSORE LINEARE CON DEFLETTOR ROTATIVO 2 FERITOIE L.1500mm"	1530	165	215	1 pc. / E5 (Ø150)	PCS	1
PWD400351	PLÉNUM ISOLATO CON ATTACCO SUFIORE FOR DIFFUSORE LINEARE CON DEFLETTOR ROTATIVO 2 FERITOIE L.2000mm"	2030	165	215	2 pc. / E5 (Ø150)	PCS	1

\*SIDE AND REAR COLLARS AVAILABLE ON REQUEST ON PAGES 237-239

N.B. USE OF THE REAR AND SIDE INPUTS MAY IMPAIR THE CORRECT OPERATION OF THE SPEAKER



## FILTRATION CLASS G2 POLYESTER FILTER ROLL

### TECHNICAL SPECIFICATIONS

- Polyester fibre
- Thickness 10 mm
- Grammage 100 g/m<sup>3</sup>
- Maximum operating temperature +100°C
- Gravimetric arrestance 71.1%
- Recommended traversing speed 1.5 m/s
- Dust capacity 489 g/m<sup>2</sup>
- EN 779:2012 G2 classification
- Primary filtration class
- Fire behaviour F1-DIN.53438



## ROULEAU FILTRANT EN POLYESTER DE CLASSE DE FILTRATION G2

### CARACTÉRISTIQUES TECHNIQUES

- Composition de fibres de polyester
- Épaisseur 10 mm
- Grammage 100 gr/m<sup>3</sup>
- Température maximale de fonctionnement +100°C
- Arrestation gravimétrique 71,1 %
- Vitesse de déplacement recommandée 1,5 m/s
- Capacité de stockage de la poussière 489 g/m<sup>2</sup>
- Classification EN 779:2012 G2
- Classe de filtration primaire
- Comportement à la flamme F1-DIN.53438



## POLYESTER-FILTERROLLE G2-FILTRATIONSKLASSE

### TECHNISCHE EIGENSCHAFTEN

- Polyesterfaserzusammensetzung
- Stärke 10 mm
- Grammatatur 100 gr/m<sup>3</sup>
- Maximale Betriebstemperatur +100° C
- Gravimetrischer Wirkungsgrad 71,1%
- Empfohlene Verfahrensgeschwindigkeit 1,5 m/s
- Staubspeicherkapazität 489 gr/m<sup>2</sup>
- Klassifizierung EN 779:2012 G2
- Primäre Filterklasse
- Flammverhalten F1-DIN.53438



### APPLICATIONS

- Civil and industrial ventilation and air conditioning systems
- Pre-filtration and separation of powders with medium high particle size

Self-extinguishing

Filtration class G2

Datasheet



CODE	DESCRIPTION	DIMENSIONS [m]	U.M.	Pieces per box
31600010	FILTRATION ROLL IN POLYESTER, FILTRATION CLASS G2 1x40mt	1 x 40	PCS	1



## FILTRATION CLASS G4 POLYESTER FILTER ROLL

### TECHNICAL SPECIFICATIONS

- Polyester fibre
- Thickness 20/22 mm
- Grammage 200 g/m<sup>3</sup>
- Maximum operating temperature +100°C
- Gravimetric arrestance 90.6%
- Recommended traversing speed 1.5 m/s
- Dust capacity 470.40 g/m<sup>2</sup>
- EN 779:2012 G4 classification
- Primary filtration class
- Fire behaviour class F1-DIN.53438



## ROULEAU FILTRANT EN POLYESTER DE CLASSE DE FILTRATION G4

### CARACTÉRISTIQUES TECHNIQUES

- Composition de fibres de polyester
- Épaisseur 20/22 mm
- Grammage 200 gr/m<sup>3</sup>
- Température maximale de fonctionnement +100°C
- Arrestation gravimétrique 90,6 %
- Vitesse de déplacement recommandée 1,5 m/s
- Capacité de stockage de la poussière 470,40 g/m<sup>2</sup>
- Classification EN 779:2012 G4
- Classe de filtration primaire
- Classe de comportement à la flamme F1-DIN.53438



## ROULEAU FILTRANT EN POLYESTER CLASSE DE FILTRATION G4 1X30MM

### TECHNISCHE EIGENSCHAFTEN

- Polyesterfaserzusammensetzung
- Stärke 20/22 mm
- Grammatatur 200 gr/m<sup>3</sup>
- Maximale Betriebstemperatur +100° C
- Gravimetrischer Wirkungsgrad 90,6%
- Empfohlene Verfahrensgeschwindigkeit 1,5 m/s
- Staubspeicherkapazität 470,40 g/m<sup>2</sup>
- Klassifizierung EN 779:2012 G4
- Primäre Filterklasse
- Flammhemmung Klasse F1-DIN.53438



### APPLICATIONS

- Civil and industrial ventilation and air conditioning systems
- Pre-filtration and separation of powders with medium high particle size

Self-extinguishing

Filtration class G4

**NEW**

Datasheet



CODE	DESCRIZIONE	DIMENSIONI [m]	U.M.	Multiplo d'ordine U.M.
31600015	FILTRATION ROLL IN POLYESTER, FILTRATION CLASS G4 1x30mt	1 x 30	PZ	1
31600020	FILTRATION ROLL IN POLYESTER, FILTRATION CLASS G4 0,61x30mt	0,61 x 40	PZ	1
31600025	FILTRATION ROLL IN POLYESTER, FILTRATION CLASS G4 0,51x30mt	0,51 x 40	PZ	1
31600030	FILTRATION ROLL IN POLYESTER, FILTRATION CLASS G4 0,46x30mt	0,46 x 40	PZ	1
31600035	FILTRATION ROLL IN POLYESTER, FILTRATION CLASS G4 0,41x30mt	0,41 x 40	PZ	1



### CONTINUITY KIT FOR LINEAR DIFFUSORS

#### TECHNICAL SPECIFICATIONS

- Ideal for mounting only two recessed linear diffusers
- Suitable only for concealed linear diffusers



### KIT DE CONTINUITÉ POUR DIFFUSEURS LINÉAIRES

#### CARACTÉRISTIQUES TECHNIQUES

- Idéal pour la fixation de seulement deux diffuseurs linéaires encastrés
- Adapté uniquement aux diffuseurs linéaires encastrés




### DURCHGANGSBAUSATZ FÜR LINEARE DIFFUSOREN

#### TECHNISCHE EIGENSCHAFTEN

- Ideal nur für die Befestigung von zwei versenkbaren linearen Diffusoren
- Nur für verdeckte lineare Diffusoren geeignet



CODE	DESCRIPTION	U.M.	 Pieces per box
PWC500027	CONTINUITY KIT FOR LINEAR DIFFUSER	KIT	1

Datasheet



#### EXAMPLE OF INSTALLATION



### WALL BRACKET AND SCREW KIT FOR LINEAR DIFFUSER FASTENING

#### TECHNICAL SPECIFICATIONS

- Suitable for fastening linear diffuser to plenum



### KIT SUPPORTS AU MUR ET VISSERIE POUR FIXATION DIFFUSEUR LINÉAIRE

#### CARACTÉRISTIQUES TECHNIQUES

- Convient pour la fixation du diffuseur linéaire au plénum




### BAUSATZ MIT HALTERUNGEN UND SCHRAUBEN ZUR BEFESTIGUNG VON LINEAREN AUSLÄSSEN

#### TECHNISCHE EIGENSCHAFTEN

- Geeignet zur Befestigung des linearen Luftdurchlasses am Plenum



CODE	DESCRIPTION	U.M.	 Pieces per box
PWD500013	BRACKETS AND SCREWS KIT FOR FIXING LINEAR DIFFUSER WITH 1 SL 600-800/1000-1500	KIT	1
PWD500014	BRACKETS AND SCREWS KIT FOR FIXING LINEAR DIFFUSER WITH 2 SL 600-800/1000-1500	KIT	1
PWD500015	BRACKETS AND SCREWS KIT FOR FIXING LINEAR DIFFUSER WITH 3 SL 600-800/1000-1500	KIT	1
PWD500016	BRACKETS AND SCREWS KIT FOR FIXING LINEAR DIFFUSER WITH 4 SL 600-800/1000-1500	KIT	1
PWD500017	BRACKETS AND SCREWS KIT FOR FIXING LINEAR DIFFUSER WITH 1 SL 2000	KIT	1
PWD500018	BRACKETS AND SCREWS KIT FOR FIXING LINEAR DIFFUSER WITH 2 SL 2000	KIT	1
PWD500019	BRACKETS AND SCREWS KIT FOR FIXING LINEAR DIFFUSER WITH 3 SL 2000	KIT	1
PWD500020	BRACKETS AND SCREWS KIT FOR FIXING LINEAR DIFFUSER WITH 4 SL 2000	KIT	1

Datasheet



## FILTRATION CLASS G2 POLYESTER FILTER ROLL

### TECHNICAL SPECIFICATIONS

- Filtering septum type polyester
- 5/10 micro-perforated galvanised metal sheet frame
- Maximum operating temperature +100°C
- Gravimetric arrestance 71.1%
- EN 779 2012 G2 classification
- Primary filtration class
- Fire behaviour F1-DIN.53438
- Regeneration no
- Frame thickness including 5 mm filter element

## ROULEAU FILTRANT EN POLYESTER DE CLASSE DE FILTRATION G2

### CARACTÉRISTIQUES TECHNIQUES

- Type de septum filtrant en polyester
- Cadre en tôle galvanisée micro grain 5/10
- Température maximale de fonctionnement +100°C
- Arrestation gravimétrique 71,1 %
- Classification EN 779 2012 G2
- Classe de filtration primaire
- Comportement à la flamme F1-DIN.53438
- Régénérabilité non
- Épaisseur du cadre, y compris élément filtrant de 5 mm

## POLYESTER-FILTERROLLE G2-FILTRATIONSKLASSE

### TECHNISCHE EIGENSCHAFTEN

- Art des Polyester-Filtermediums
- Rahmen aus mikrofein verzinktem Blech 5/10
- Maximale Betriebstemperatur +100° C
- Gravimetrischer Wirkungsgrad 71,1%
- Klassifizierung EN 779 2012 G2
- Primäre Filterklasse
- Flammverhalten F1-DIN.53438
- Regenerierbarkeit nein
- Rahmenstärke einschließlich Filterelement 5 mm



### APPLICATIONS

- Civil and industrial ventilation and air conditioning systems
- Air treatment units, air generators
- Pre-filtration and separation of coarse and fine powders

Self-extinguishing

Filtration class G2

Datasheet  
(5 mm)



Datasheet  
(10 mm)




### FRAME THICKNESS INCLUDING 5 MM FILTER ELEMENT

How to calculate the value of the filters:

Convert the measures in meters - 1 meter = 10 dm = 100 cm = 1000 mm

Example 1 : filter 200x490 mm = 0,2 x 0,49 m = 0,098 m<sup>2</sup> - 0,098 mt<sup>2</sup> < 0,10 mt<sup>2</sup> : the item no. Of the filter is 31600040

Example 2 : filter 200x725 mm = 0,2 x 0,725 m = 0,145 m<sup>2</sup> - 0,145 mt<sup>2</sup> > 0,10 mt<sup>2</sup> : the item no. Of the filter is 31600045

CODE	DESCRIPTION	U.M.	 Pieces per box
31600040	FLAT FILTER GLASS G2 WITH GALVANISED MICROSPANGLE FRAME 5/10 - FILTER SUPPORT 0,10 m <sup>2</sup>	PCS	1
31600045	FLAT FILTER GLASS G2 WITH GALVANISED MICROSPANGLE FRAME 5/10 - FILTER SUPPORT 0,15 m <sup>2</sup>	PCS	1
31600050	FLAT FILTER GLASS G2 WITH GALVANISED MICROSPANGLE FRAME 5/10 - FILTER SUPPORT 0,20 m <sup>2</sup>	PCS	1
31600055	FLAT FILTER GLASS G2 WITH GALVANISED MICROSPANGLE FRAME 5/10 - FILTER SUPPORT 0,25 m <sup>2</sup>	PCS	1
31600060	FLAT FILTER GLASS G2 WITH GALVANISED MICROSPANGLE FRAME 5/10 - FILTER SUPPORT 0,30 m <sup>2</sup>	PCS	1
<b>NEW</b> PWC600046	FLAT POLYESTER FILTER CELL 5mm THICK G2 CLASS WITH GALVANIZED MICRO-PERFORATED FRAME 5/10 0,35 m <sup>2</sup>	PCS	1
<b>NEW</b> PWC600047	FLAT POLYESTER FILTER CELL 5mm THICK G2 CLASS WITH GALVANIZED MICRO-PERFORATED FRAME 5/10 0,40 m <sup>2</sup>	PCS	1
<b>NEW</b> PWC600048	FLAT POLYESTER FILTER CELL 5mm THICK G2 CLASS WITH GALVANIZED MICRO-PERFORATED FRAME 5/10 0,45 m <sup>2</sup>	PCS	1
<b>NEW</b> PWC600049	FLAT POLYESTER FILTER CELL 5mm THICK G2 CLASS WITH GALVANIZED MICRO-PERFORATED FRAME 5/10 0,50 m <sup>2</sup>	PCS	1


### FRAME THICKNESS INCLUDING 10 MM FILTER ELEMENT

How to calculate the value of the filters:

Convert the measures in meters - 1 meter = 10 dm = 100 cm = 1000 mm

Example 1 : filter 200x490 mm = 0,2 x 0,49 m = 0,098 m<sup>2</sup> - 0,098 mt<sup>2</sup> < 0,10 mt<sup>2</sup> : the item no. Of the filter is 31600105

Example 2 : filter 200x725 mm = 0,2 x 0,725 m = 0,145 m<sup>2</sup> - 0,145 mt<sup>2</sup> > 0,10 mt<sup>2</sup> : the item no. Of the filter is 31600110

CODE	DESCRIPTION	U.M.	 Pieces per box
31600105	FLAT FILTER CLASS G2 WITH GALVANISED FRAME 5/10 AND DOUBLE PROTECTION MESH - FILTER SUPPORT 0,10 m <sup>2</sup>	PCS	1
31600110	FLAT FILTER CLASS G2 WITH GALVANISED FRAME 5/10 AND DOUBLE PROTECTION MESH - FILTER SUPPORT 0,15 m <sup>2</sup>	PCS	1
31600115	FLAT FILTER CLASS G2 WITH GALVANISED FRAME 5/10 AND DOUBLE PROTECTION MESH - FILTER SUPPORT 0,20 m <sup>2</sup>	PCS	1
31600120	FLAT FILTER CLASS G2 WITH GALVANISED FRAME 5/10 AND DOUBLE PROTECTION MESH - FILTER SUPPORT 0,25 m <sup>2</sup>	PCS	1
31600125	FLAT FILTER CLASS G2 WITH GALVANISED FRAME 5/10 AND DOUBLE PROTECTION MESH - FILTER SUPPORT 0,30 m <sup>2</sup>	PCS	1



## CORRUGATED FILTER CELL WITH 6/10 MICROPERFORATED GALVANISED FRAME AND G4 DOUBLE GALVANISED PROTECTIVE MESH

### TECHNICAL SPECIFICATIONS

- Filter element type: polyester
- Galvanised metal sheet frame
- Maximum operating temperature: +100° C
- U.R. maximum operating: 100%
- Classification EN 779:2012: G4
- Classification EN ISO 16890: ISO coarse 75%
- Flame behaviour DIN 53438-3: F1
- Regeneration: yes



## CELLULE FILTRANTE ONDULÉE AVEC CADRE GALVANISÉ MICROFLEUR 6/10 ET DOUBLE MAILLE DE PROTECTION GALVANISÉE G4

### CARACTÉRISTIQUES TECHNIQUES

- Type de média filtrant : polyester
- Galvanisée micro grain
- Température maximale d'exploitation +100° C
- U.R. maximum de fonctionnement : 100%
- Classification EN 779:2012: G4
- Classification EN ISO 16890: ISO grossier 75 %
- Comportement à la flamme DIN 53438-3: F1
- Régénérabilité: oui



## WELLFILTERZELLE MIT MIKROFEIN VERZINKTEM RAHMEN 6/10 UND VERZINKTEM DOPPELSCHUTZGITTER G4

### TECHNISCHE EIGENSCHAFTEN

- Art des Filterelements: Polyester
- Rahmen aus mikrofein verzinktem
- Maximale Betriebstemperatur: +100 ° C
- maximale Betriebsrate: 100%
- Klassifizierung EN 779:2012: G4
- Klassifizierung EN ISO 16890: ISO coarse 75 %
- Flammhemmung DIN 53438-3: F1
- Regenerierbarkeit: ja




### APPLICATIONS

- Civil and industrial ventilation and air conditioning systems.
- Air handling units, filter walls.
- Pre-filtration and separation of coarse and fine dust.
- They are prefilters for high-efficiency and absolute filters.

Self-extinguishing

Filtration class G4

CODE	AIR FLOW (m <sup>3</sup> /h) 0,5 - 1,5 - 2,5 m/s	SUP. FILTER (m <sup>2</sup> )	ΔP (Pa) INITIAL	TEMP. MAX °C
31600240	550 - 1550 - 2550	0.29	64	100
31600245	500 - 1450 - 2400	0.27	64	100
31600250	600 - 1800 - 3000	0.34	64	100
31600255	750 - 2250 - 3750	0.43	64	100
31600260	900 - 2650 - 4400	0.5	64	100
31600265	750 - 2250 - 3750	0.42	64	100
31600270	950 - 2850 - 4700	0.53	64	100
31600275	1100 - 3200 - 5300	0.6	64	100

CODE	DESCRIPTION	U.M.	 Pieces per box
31600240	CORRUGATED FILTER CLASS G4 WITH GALVANISED FRAME 6/10 AND DOUBLE PROTECTION MESH 287x592x48mm	PCS	1
31600245	CORRUGATED FILTER CLASS G4 WITH GALVANISED FRAME 6/10 AND DOUBLE PROTECTION MESH 400x400x48mm	PCS	1
31600250	CORRUGATED FILTER CLASS G4 WITH GALVANISED FRAME 6/10 AND DOUBLE PROTECTION MESH 400x500x48mm	PCS	1
31600255	CORRUGATED FILTER CLASS G4 WITH GALVANISED FRAME 6/10 AND DOUBLE PROTECTION MESH 400x625x48mm	PCS	1
31600260	CORRUGATED FILTER CLASS G4 WITH GALVANISED FRAME 6/10 AND DOUBLE PROTECTION MESH 490x592x48mm	PCS	1
31600265	CORRUGATED FILTER CLASS G4 WITH GALVANISED FRAME 6/10 AND DOUBLE PROTECTION MESH 500x500x48mm	PCS	1
31600270	CORRUGATED FILTER CLASS G4 WITH GALVANISED FRAME 6/10 AND DOUBLE PROTECTION MESH 500x625x48mm	PCS	1
31600275	CORRUGATED FILTER CLASS G4 WITH GALVANISED FRAME 6/10 AND DOUBLE PROTECTION MESH 592x592x48mm	PCS	1

Datasheet





**FLAT FILTER CELL IN 5 MM THICK POLYURETHANE WITH 6/10 MICROPERFORATED FRAME AND DOUBLE PROTECTIVE MESH**

**TECHNICAL SPECIFICATIONS**

- EN 779:2012 G2 classification
- Polyurethane filter element
- Frame thickness including 5 mm filter element



**CELLULE FILTRANTE PLATE EN POLYURÉTHANE DE 5 MM D'ÉPAISSEUR AVEC CADRE EN MICROFLEUR 6/10 ET DOUBLE MAILLE DE PROTECTION**

**CARACTÉRISTIQUES TECHNIQUES**

- Classification EN 779:2012 G2
- Élément filtrant en polyuréthane
- Épaisseur du cadre, y compris élément filtrant de 5 mm



**FLACHFILTERZELLE AUS POLYURETHAN STÄRKE 5 MM MIT MIKROFEINEM RAHMEN 6/10 UND DOPPEL-SCHUTZGITTER**

**TECHNISCHE EIGENSCHAFTEN**

- Klassifizierung EN 779:2012 G2
- Polyurethan-Filterelement
- Rahmenstärkeeinschließlich Filterelement 5 mm

CODE	DESCRIPTION	U.M.	Pieces per box
31600390	FLAT FILTER IN POLYURETHANE THICKNESS 5 MM WITH FRAME 6/10 AND GALVANIZED DOUBLE PROTECTION MESH G2 - FILTER SUPPORT 0,10 m <sup>2</sup>	PCS	1
31600395	FLAT FILTER IN POLYURETHANE THICKNESS 5 MM WITH FRAME 6/10 AND GALVANIZED DOUBLE PROTECTION MESH G2 - FILTER SUPPORT 0,15 m <sup>2</sup>	PCS	1
31600400	FLAT FILTER IN POLYURETHANE THICKNESS 5 MM WITH FRAME 6/10 AND GALVANIZED DOUBLE PROTECTION MESH G2 - FILTER SUPPORT 0,20 m <sup>2</sup>	PCS	1
31600405	FLAT FILTER IN POLYURETHANE THICKNESS 5 MM WITH FRAME 6/10 AND GALVANIZED DOUBLE PROTECTION MESH G2 - FILTER SUPPORT 0,25 m <sup>2</sup>	PCS	1
31600410	FLAT FILTER IN POLYURETHANE THICKNESS 5 MM WITH FRAME 6/10 AND GALVANIZED DOUBLE PROTECTION MESH G2 - FILTER SUPPORT 0,30 m <sup>2</sup>	PCS	1
31600415	FLAT FILTER IN POLYURETHANE THICKNESS 5 MM WITH FRAME 6/10 AND GALVANIZED DOUBLE PROTECTION MESH G2 - FILTER SUPPORT 0,35 m <sup>2</sup>	PCS	1

**Filtration class G2**



**Datasheet**



**APPLICATIONS**

- Civil and industrial ventilation and air conditioning systems Air treatment units, filter walls
- Pre-filtration and separation of coarse and fine powders
- High efficiency pre-filters

**How to calculate the value of the filters: convert the measures in meters - 1 meter = 10 dm = 100 cm = 1000 mm**

Example 1 : filter 200x490 mm = 0,2 x 0,49 m = 0,098 m<sup>2</sup> - 0,098 m<sup>2</sup> < 0,10 m<sup>2</sup> : the item no. Of the filter is 31600390

Example 2 : filter 200x725 mm = 0,2 x 0,725 m = 0,145 m<sup>2</sup> - 0,145 m<sup>2</sup> > 0,10 m<sup>2</sup> : the item no. Of the filter is 31600395



**FLAT FILTER CELL IN 10 MM THICK POLYURETHANE WITH 6/10 MICROPERFORATED GALVANISED FRAME AND DOUBLE PROTECTIVE MESH**

**TECHNICAL SPECIFICATIONS**

- EN 779 2012 G2 classification
- Polyurethane filter element
- Frame thickness including 10 mm filter element



**CELLULE FILTRANTE PLATE EN POLYURÉTHANE DE 10 MM D'ÉPAISSEUR AVEC CADRE GALVANISÉ MICROFLEUR 6/10 ET DOUBLE MAILLE DE PROTECTION**

**CARACTÉRISTIQUES TECHNIQUES**

- Classification EN 779 2012 G2
- Élément filtrant en polyuréthane
- Épaisseur du cadre, y compris élément filtrant de 10 mm



**FLACHFILTERZELLE AUS POLYURETHAN STÄRKE 10 MM MIT MIKROFEIN VERZINKTEM RAHMEN 6/10 UND DOPPEL-SCHUTZGITTER**

**TECHNISCHE EIGENSCHAFTEN**

- Klassifizierung EN 779 2012 G2
- Polyurethan-Filterelement
- Rahmenstärkeeinschließlich Filterelement 10 mm

CODE	DESCRIPTION	U.M.	Pieces per box
31600455	FLAT FILTER CLASS G2 WITH GALVANISED FRAME 6/10 AND DOUBLE PROTECTION MESH - FILTER SUPPORT 0,10 m <sup>2</sup>	PCS	1
31600460	FLAT FILTER CLASS G2 WITH GALVANISED FRAME 6/10 AND DOUBLE PROTECTION MESH - FILTER SUPPORT 0,15 m <sup>2</sup>	PCS	1
31600465	FLAT FILTER CLASS G2 WITH GALVANISED FRAME 6/10 AND DOUBLE PROTECTION MESH - FILTER SUPPORT 0,20 m <sup>2</sup>	PCS	1
31600470	FLAT FILTER CLASS G2 WITH GALVANISED FRAME 6/10 AND DOUBLE PROTECTION MESH - FILTER SUPPORT 0,25 m <sup>2</sup>	PCS	1
31600475	FLAT FILTER CLASS G2 WITH GALVANISED FRAME 6/10 AND DOUBLE PROTECTION MESH - FILTER SUPPORT 0,30 m <sup>2</sup>	PCS	1
31600480	FLAT FILTER CLASS G2 WITH GALVANISED FRAME 6/10 AND DOUBLE PROTECTION MESH - FILTER SUPPORT 0,35 m <sup>2</sup>	PCS	1

**Filtration class G2**



**Datasheet**



**APPLICATIONS**

- Civil and industrial ventilation and air conditioning systems Air treatment units, filter walls
- Pre-filtration and separation of coarse and fine powders
- High efficiency pre-filters

**How to calculate the value of the filters: convert the measures in meters - 1 meter = 10 dm = 100 cm = 1000 mm**


Example 1 : filter 200x490 mm = 0,2 x 0,49 m = 0,098 m<sup>2</sup> - 0,098 m<sup>2</sup> < 0,10 m<sup>2</sup> : the item no. Of the filter is 31600390

Example 2 : filter 200x725 mm = 0,2 x 0,725 m = 0,145 m<sup>2</sup> - 0,145 m<sup>2</sup> > 0,10 m<sup>2</sup> : the item no. Of the filter is 31600395

# INNOVATIVE PLENUM MADE OF THERMAL-ACOUSTIC INSULATING MATERIAL FOR AIR DISTRIBUTION

MADE IN ITALY

**Eolo** **Eolo mini**



Fittings for any ceiling mounting with threaded fastening bars

Posts prepared for fastening through elastic straps

Built-in front collars  
Ø 125 / 150 eolo mini  
Ø 150 / 200 eolo

Side Ø 200 for by-pass / or side outputs

Seat for collar diameter cutting

Flexible hose connection seat

## HOW TO CHOOSE A PLENUM

### A EOLO MINI


page 103



- Ideal for installations with minimum space available
- High sound/heat insulation
- Ø 125-150 collars included
- Available in 2 models: 3 - 4 outputs
- On the sides there are 2 collars Ø 200 which can be used as outlets

### B EOLO

page 104



- Ideal for installation where there is lots of space
- High sound/heat insulation
- Ø 150 - 200 collars included
- Available in 4 models: 2 - 3 - 4 - 5 outputs
- On the sides there are 2 collars Ø 200 which can be used as outlets

### C INSULATED ELECTROGALVANIZED STEEL SHEET

page 105



- Ideal for any installation
- Insulated electrogalvanized steel sheet th. 8mm.
- Frontal collars Ø 300 / 250 / 200 / 150 as required (optional)
- Two additional attachments are available on the sides
- Customization of plenum on request

### D POLYURETHANE FOAM (PAL)

page 105



- Ideal for any installation
- Polyurethane foam (pal) tk. 20 mm.
- Frontal collars Ø 300 / 250 / 200 / 150 as required (optional\*)
- Customization of plenum on request

\*Check the compatibility with the ducted machines and the measurements of the false ceiling.



## CUSTOM INSULATED PLENUM FOR UNITS DUCTED IN SINTERED EXPANDED POLYSTYRENE EOLO MINI AND EOLO

### TECHNICAL SPECIFICATIONS

- Made of sintered expanded polystyrene
- EN 12939 standard
- Resistance to vapour 40 / 70  $\mu$  in relation to EN 12086
- Operating temperature - 30° / + 90°
- Water absorption % volume in relation to EN 12087
- Reaction to fire class E according to EN-ISO - 11925 - 2
- Thermal performance thickness 30 mm 0.95 m2k/w
- Made of graphite-infused EPS material
- Collars integrated into plenum
- Total depth including collar 350 mm
- Machine fastening flange included
- Front collars 125/150 mm
- Side collars 200 mm

#### EOLO MINI

- Front collar up to 125/150 mm
- Side collar up to 200 mm

#### EOLO

- Front collar up to 150/200 mm
- Side collar up to 200 mm



## PLÉNUM ISOLÉ SUR MESURE POUR UNITÉS CANALISÉES EN POLYSTYRÈNE EXPANSÉ FRITTÉ EOLO MINI ET EOLO

### CARACTÉRISTIQUES TECHNIQUES

- Fabriqué en polystyrène expansé fritté
- Conductivité thermique : 0,030/0,033 W/mK par rapport à la normative EN 12667/EN 12939
- Résistance à la vapeur 40 / 70  $\mu$  par rapport à la norme EN 12086
- Température de fonctionnement - 30° / + 90°
- Absorption d'eau % volume par rapport à la norme EN 12087
- Réaction au feu de classe E par rapport à la norme EN-ISO - 11925 - 2
- Performance thermique épaisseur 30 mm 0.95 m2k/w
- Fabriqué en matériau EPS chargé de graphite
- Colliers intégrés dans le plénum
- Profondeur totale y compris collier 350 mm
- Bride de fixation de la machine incluse
- Colliers avant de 125/150 mm
- Colliers latéraux de 200 mm

#### EOLO MINI

- Colliers avant de 125/150 mm
- Colliers latéraux de 200 mm

#### EOLO

- Colliers avant de 125/150 mm
- Colliers latéraux de 200 mm



## MASSGESCHNEIDERTES ISOLIERTES PLENUM FÜR EINHEITEN AUS GESINTERTEM EXPANDIERTEM POLYSTYROL EOLO MINI UND EOLO

### TECHNISCHE EIGENSCHAFTEN

- Aus gesintertem expandiertem Polystyrol
- Wärmeleitfähigkeit: 0,030 / 0,033 W/mK in Übereinstimmung mit der Richtlinie EN 12667 / EN 12939
- Dampfbeständigkeit 40 / 70  $\mu$  gemäß EN 12086
- Betriebstemperatur - 30° / + 90°
- Wasseraufnahme in Vol. % im Vergleich zu EN 12087
- Brandverhalten der Klasse E gemäß der Norm EN-ISO - 11925 - 2
- Wärmeleistung Stärke 30 mm 0.95 m2k/w
- Aus graphitbeladenem EPS-Material
- Schellen im Plenum integriert
- Gesamttiefe inkl. Schellen 350 mm
- Inklusive Maschinenbefestigungsflansch

#### EOLO MINI

- Vordere Schellen 125/150 mm
- Seitliche Schellen 200 mm

#### EOLO

- Vordere Schellen 125/150 mm
- Seitliche Schellen 200 mm

**Eolo**  
mini

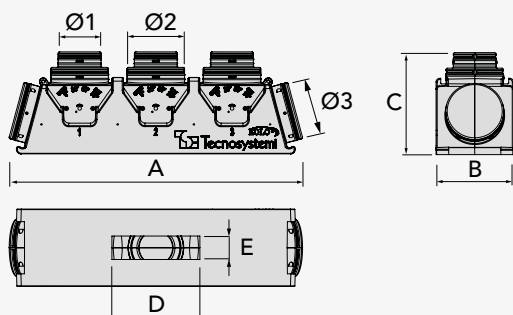


Small, compact plenum in sintered polystyrene foam. The plenum with  $\varnothing$  150/125 front collars has considerably reduced dimensions.

**Eolo**



For collars  $\varnothing$  200/150



Ideal for less thick false ceilings  
with reduced overall dimensions

**MADE IN ITALY**

DESCRIPTION	WIDTH	HEIGHT	DEPTH	EXTERNAL FIXED HEIGHT	EXTERNAL FIXED WIDTH	FRONTAL COLLAR DIM. INCLUDED	FRONTAL COLLAR DIM. INCLUDED	SIDE COLLAR DIM. INCLUDED
	A [mm]	B [mm]	C [mm]	D [mm]	E [mm]	N° Ø1 [mm]	N° Ø2 [mm]	N° Ø3 [mm]
EOLO MINI 3 WAYS	818	217	346	UNTIL 600	UNTIL 185	N°3 Ø125	N°3 Ø150	N°2 Ø200
EOLO MINI 4 WAYS	1008	217	346	UNTIL 795	UNTIL 185	N°4 Ø125	N°4 Ø150	N°2 Ø200
EOLO 2 WAYS	741	244	348	UNTIL 550	UNTIL 215	N°2 Ø150	N°2 Ø200	N°2 Ø200
EOLO 3 WAYS	1000	264	348	UNTIL 800	UNTIL 215	N°3 Ø150	N°3 Ø200	N°2 Ø200
EOLO 4 WAYS	1261	284	348	UNTIL 1060	UNTIL 235	N°4 Ø150	N°4 Ø200	N°2 Ø200
EOLO 5 WAYS	1520	304	348	UNTIL 1300	UNTIL 245	N°5 Ø150	N°5 Ø200	N°2 Ø200



## KIT PLENUM POLYSTYRENE EOLO, EOLO MINI UNIVERSAL WITH MANUAL ADJUSTMENT DAMPER

### TECHNICAL SPECIFICATIONS

- Made of sintered expanded polystyrene
- With internal damper with external manual adjustment
- Prepared for future motorization (Galaxy catalogue systems)
- Thermal conductivity: 0.030 / 0.033 W/mK with respect to the EN 12667 / EN 12939 standard
- Resistance to vapour 40 / 70  $\mu$  in relation to EN 12086
- Operating temperature - 30°C / + 90°C
- Made of graphite-infused EPS material
- Water absorption % volume  $\leq$  5 in relation to EN 12087
- Reaction to fire class and according to EN 13501-1:2009
- Thermal performance thickness 30 mm 0.95 m2K/W
- Made of graphite-infused EPS material
- Collars integrated into plenum
- Total depth including collar 350 mm
- Machine fastening flange included

#### EOLO MINI

- Front collars 125/150 mm
- Side collars 200 mm

#### EOLO

- Front collars 150/200 mm
- Side collars 200 mm



## KIT PLENUM EN POLYSTYRÈNE EOLO, EOLO MINI UNIVERSAL AVEC VOLET À RÉGLAGE MANUEL

### CARACTÉRISTIQUES TECHNIQUES

- Fabriqué en polystyrène expansé fritté
- Avec volet intérieur à réglage manuel externe
- Préparé pour la future motorisation (systèmes catalogue Galaxy)
- Conductivité thermique : 0,030/0,033 W/mK par rapport à la normative EN 12667/ EN 12939
- Résistance à la vapeur 40 / 70  $\mu$  par rapport à la norme EN 12086
- Température de fonctionnement - 30°C / + 90°C
- Fabriqué en matériau EPS chargé de graphite
- Absorption d'eau % volume  $\leq$  5 par rapport à la norme EN 12087
- Réaction au feu de classe et selon EN 13501-1:2009
- Performance thermique épaisseur 30 mm 0,95 m2K/W
- Fabriqué en matériau EPS chargé de graphite
- Colliers intégrés dans le plénum
- Profondeur totale y compris collier 350 mm
- Bride de fixation de la machine incluse

#### EOLO MINI

- Colliers avant de 125/150 mm
- Colliers latéraux de 200 mm

#### EOLO

- Colliers avant de 150/200 mm
- Colliers latéraux de 200 mm



## PLENUM-KIT AUS POLYSTYROL EOLO, EOLO MINI UNIVERSAL MIT MANUELL VERSTELLBARER KLASPE

### TECHNISCHE EIGENSCHAFTEN

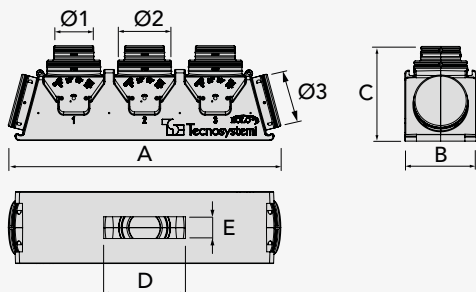

- Aus gesintertem expandiertem Polystyrol
- Mit manuell regulierbarer Innenklappe aussen
- Vorbereitet für zukünftige Motorisierung (Galaxy Katalog-Systeme)
- Wärmeleitfähigkeit: 0,030 / 0,033 W/mK in Übereinstimmung mit der Richtlinie EN 12667 / EN 12939
- Dampfbeständigkeit 40 / 70  $\mu$  gemäß EN 12086
- Betriebstemperatur - 30°C / + 90°C
- Aus Graphitbeladenem EPS-Material
- Wasseraufnahme % Volumen  $\leq$  5 im Vergleich zu EN 12087
- Brandverhalten Klasse und gemäß der Norm EN 13501-1:2009
- Wärmeleistung Stärke 30 mm 0,95 m2K/W
- Aus Graphitbeladenem EPS-Material
- Schellen im Plenum integriert
- Gesamttiefe inkl. Schellen 350 mm
- Inklusive Maschinenbefestigungsflansch

#### EOLO MINI

- Vordere Schellen 125/150 mm
- Seitliche Schellen 200 mm

#### EOLO

- Vordere Schellen 125/150 mm
- Seitliche Schellen 200 mm



A [mm]	B [mm]	C [mm]	D [mm]	E [mm]	No. Ø1 [mm]	No. Ø2 [mm]	No. Ø3 [mm]
818	217	346	up to 600	up to 185	No.3 Ø 125	No.3 Ø 150	N°2 Ø 200
1008	217	346	up to 795	up to 185	No.4 Ø 125	No.4 Ø 150	N°2 Ø 200
741	244	348	up to 550	up to 215	No. 2 Ø 150	N°2 Ø 200	N°2 Ø 200
1000	264	348	up to 800	up to 215	No.3 Ø 150	No.3 Ø 200	N°2 Ø 200
1261	284	348	up to 1060	up to 235	No.4 Ø 150	No.4 Ø 200	N°2 Ø 200
1520	304	348	up to 1300	up to 245	N°5 Ø 150	No.5 Ø 200	N°2 Ø 200

CODE	DESCRIPTION	U.M.	Pieces per box
PWD401715	PLENUM KIT EOLO MINI MOD.AM3 UNIVERSAL WITH MANUAL DAMPER	KIT	1
PWD401716	PLENUM KIT EOLO MINI MOD.BM4 UNIVERSAL WITH MANUAL DAMPER	KIT	1
PWD401717	PLENUM KIT MOD.E2 UNIVERSAL WITH MANUAL DAMPER	KIT	1
PWD401718	PLENUM KIT MOD.A3 UNIVERSAL WITH MANUAL DAMPER	KIT	1
PWD401719	PLENUM KIT MOD.B4 UNIVERSAL WITH MANUAL DAMPER	KIT	1
PWD401720	PLENUM KIT MOD.C5 UNIVERSAL WITH MANUAL DAMPER	KIT	1

Datasheet





## INTAKE AND SUPPLY PLENUM FOR DUCTED UNITS

### TECHNICAL SPECIFICATIONS

- Made from 0,6mm insulated electro-galvanised metal sheet
- 8 mm aluminised internal insulation
- Ø 150 / 200 mm pre-drilled side collars
- Ready for side bypass
- Depth 250 mm



## PLÉNUM DE REFOULEMENT ET DE RÉCUPÉRATION POUR UNITÉS CANALISÉES

### CARACTÉRISTIQUES TECHNIQUES

- Fabriqué à partir de tôle électro-galvanisée isolée de 0,6 mm
- Isolation interne aluminisée de 8mm
- Trous pré-perçés de colliers latéraux Ø 150 / 200 mm
- Prédéposé pour la dérivation latérale
- Profondeur 250 mm



## ZULFU- UND RÜCKLAUFPLENUM FÜR KANALISIERTE EINHEITEN

### TECHNISCHE EIGENSCHAFTEN

- Aus 0,6 mm isoliertem, galvanisch verzinktem Blech
- 8 mm aluminisierte Innendämmung
- Vorgebohrte seitliche Schellen Ø 150 / 200 mm
- Vorbereitet für seitlichen Bypass
- Tiefe 250 mm



MADE IN ITALY



Internal insulation  
Sp.8 mm

Collars are not included. For collars see page 237-239



## DELIVERY / RETURN PLENUM WITH MADE-TO-MEASURE REDUCED WINDOW COUPLER IN ALUMINATE POLE FOR DUCT SYSTEMS

### TECHNICAL SPECIFICATIONS

- Made of high quality 80 µ aluminium foil, embossed and lacquered, insulated with stiff expanded polyisocyanurate (PIR) foam
- Overall thickness 20 mm, fire-retardant, highly heat-insulating, waterproof
- Includes fastening flange
- Includes fastening flange
- Reaction to fire class: B-s3,d0



## PLÉNUM D'ENTRÉE/SORTIE AVEC ATTACHE RÉDUITE À FENÊTRE SUR MESURE EN PAL ALUMINÉ POUR GOULOTTES

### CARACTÉRISTIQUES TECHNIQUES

- Fabriqué en feuille d'aluminium gaufrée et laquée de haute qualité de 80 µ, isolé par une mousse rigide en polyisocyanurate expansé (PIR)
- Épaisseur totale de 20 mm, hautement calorifuge, imperméable
- Livré avec bride de fixation
- Livré avec bride de fixation
- Classe de réaction au feu : B-s3,d0



## ABAB-UND ZULFU / RÜCKGEWINNUNGSPLENUM MIT REDUZIERTEM FENSTERANSCHLUSS NACH MASS AUS ALUMINISIERTEM PAL FÜR KANALSYSTEME

### TECHNISCHE EIGENSCHAFTEN

- Hergestellt aus hochwertiger 80-µ-Aluminiumfolie, geprägt und lackiert, isoliert mit Polyisocyanurat-Hartschaum (PIR)
- Gesamtstärke 20 mm, hochwärmesolierend, wasserdicht
- Komplett mit Befestigungsflansch
- Brandreaktionsklasse: B-s3,d0




MADE IN ITALY



Collars are not included. For collars see page 237-239

# THE RANGE OF PLENUM FOR DUCTED AIR CONDITIONING UNITS MORE COMPLETE AND AVAILABLE PRESENT ON THE MARKET

The cost of the plenum of the ducted unit is included in the price of the proair pack



## IDENTIFY THE BRAND AND MODEL OF YOUR DUCTED MACHINE

Our catalogue contains all the makes and models of ducted air conditioning units currently manu-factured



Plenum in PAL are available only on request, for quotes please write to [preventivi@tecnosystemi.com](mailto:preventivi@tecnosystemi.com)

- Goods available in 5 working days from the date of order.
- In some cases, we can supply the supply plenum in pal.
- The suggestion about the composition of each plenum are indicative and not binding. it is necessary to check that all the elements of the plenum are compatible with the project specifications of the system.
- TECNOSYSTEMI S.P.A. SOCIETÀ BENEFIT is not responsible in case of improper or negligent use of the product.
- The items on the catalogue have been developed and made according to our own technical specifications.
- For additional information, please contact our customer service.

NB. Aluminum plenum comes with pre-drilled holes, collars are not included in the kit: check page 237-239 to choose your collar

**DAIKIN**

**SINGLE PLENUM  
IN SINTERED POLYSTYRENE  
"MINI EOLO"**

	CODE	FRONT COLLAR INCLUDED	SIDE COLLAR INCLUDED
		N° COLLARS / Ø mm	N° COLLARS / Ø mm
<ul style="list-style-type: none"> <li>• FXSA-A 40/50</li> <li>• FXSQ-A 40/50</li> <li>• FBA-A 35/50</li> </ul>	PWD400037	3 x Ø125-150 mm	2 x Ø200 mm
	PWD400403	4 x Ø125-150 mm	2 x Ø200 mm
<ul style="list-style-type: none"> <li>• FXSQ-A 63/80</li> <li>• FXSA-A 63/80</li> <li>• FBA-A 60/71</li> </ul>	PWD400038	4 x Ø125-150 mm	2 x Ø200 mm
<ul style="list-style-type: none"> <li>• FXDQ-A 40/50</li> <li>• FXDA-A 40/50</li> </ul>	-	-	-
<ul style="list-style-type: none"> <li>• FDQ-C 125</li> <li>• FDA-A 125</li> </ul>	-	-	-
<ul style="list-style-type: none"> <li>• FXSQ-A 100/125</li> <li>• FXSA-A 100/125</li> <li>• FBA-A 100/125/140</li> </ul>	-	-	-
<ul style="list-style-type: none"> <li>• FXDQ-A 15/20/25/32</li> <li>• FXDA-A 10/15/20/25/32</li> <li>• FDXM-F 25/35</li> </ul>	PWD400039	4 x Ø125-150 mm	2 x Ø200 mm
<ul style="list-style-type: none"> <li>• FXDQ-A 63</li> <li>• FXDA-A 63</li> <li>• FDXM-F 50/60</li> </ul>	-	-	-
<ul style="list-style-type: none"> <li>• FXSQ-A 15/20/25/32</li> <li>• FXSA-A 15/20/25/32</li> </ul>	PWD400040	3 x Ø125-150 mm	2 x Ø200 mm
<ul style="list-style-type: none"> <li>• FWS-AT 2</li> <li>• FWM 01/15/02</li> </ul>	PWD400041	3 x Ø125-150 mm	2 x Ø200 mm
<ul style="list-style-type: none"> <li>• FWS-AT 3</li> <li>• FWM 25/03</li> </ul>	PWD400042	4 x Ø125-150 mm	2 x Ø200 mm
<ul style="list-style-type: none"> <li>• FWS-AT 6</li> <li>• FWM 35/04/06</li> </ul>	PWD400043	4 x Ø125-150 mm	2 x Ø200 mm
<ul style="list-style-type: none"> <li>• FWS-AT 8</li> </ul>	-	-	-
<ul style="list-style-type: none"> <li>• FWP-AT 02/03/04</li> <li>• FWB-BT 02/03/04</li> </ul>	-	-	-
<ul style="list-style-type: none"> <li>• FWB-BT 05/06/07</li> <li>• FWP-AT 05/06/07</li> </ul>	-	-	-
<ul style="list-style-type: none"> <li>• FWB-BT 08/09/10</li> </ul>	-	-	-
<ul style="list-style-type: none"> <li>• FXSQ-A 140</li> <li>• FXSA-A 140</li> </ul>	-	-	-
<ul style="list-style-type: none"> <li>• FWD-AT/AF 4</li> </ul>	-	-	-
<ul style="list-style-type: none"> <li>• FWD-AT/AF 6</li> </ul>	-	-	-
<ul style="list-style-type: none"> <li>• FWD-AT/AF 08/10</li> </ul>	-	-	-
<ul style="list-style-type: none"> <li>• FNA-A 25/35</li> <li>• FNQ-A 25/35</li> </ul>	PWD400167	4 x Ø125-150 mm	2 x Ø200 mm
<ul style="list-style-type: none"> <li>• FNA-A 50/60</li> <li>• FNQ-A 50/60</li> </ul>	-	-	-
<ul style="list-style-type: none"> <li>• FDA-A 200/250</li> </ul>	-	-	-
<ul style="list-style-type: none"> <li>• FWE-DATN5V3 03/04/05</li> </ul>	PWD400320	4 x Ø125-150 mm	2 x Ø200 mm

**SINGLE PLENUM  
IN SINTERED POLYSTYRENE  
"EOLO"**

**SINGLE PLENUM IN  
INSULATED ELECTRO-GALVANIZED  
SHEET METAL**

CODE	FRONT COLLAR INCLUDED	SIDE COLLAR INCLUDED	CODE	FRONT SPIGOTS INCLUDED*	SIDE SPIGOTS INCLUDED*	COLLAR TO BE ORDERED EXTRA*
	N° COLLARS / Ø mm	N° COLLARS / Ø mm		N° SPIGOTS / Ø mm	N° SPIGOTS / Ø mm	MODEL
PL11165035	2 x Ø150-200 mm	2 x Ø200 mm	PWD400399	4 x Ø150 mm	2 x Ø150 mm	A1
PL11162007	3 x Ø150-200 mm	2 x Ø200 mm	PWD400400	5 x Ø150 mm	2 x Ø150 mm	A1
PWD400402	4 x Ø150-200 mm	2 x Ø200 mm	11162007	2 x Ø200 mm	2 x Ø200 mm	B2
			PWD400401	3 x Ø150 mm	2 x Ø150 mm	A1
PL11162008	4 x Ø150-200 mm	2 x Ø200 mm	PWD400395	4 x Ø150 mm	2 x Ø150 mm	A1
			11162008	3 x Ø200 mm	2 x Ø200 mm	B2
PWD400398	5 x Ø150-200 mm	2 x Ø200 mm	PWD400396	5 x Ø150 mm	2 x Ø150 mm	A1
			PWD400397	6 x Ø150 mm	2 x Ø150 mm	A1
PL11162004	4 x Ø150-200 mm	2 x Ø200 mm	11162004	4 x Ø150 mm	2 x Ø150 mm	A1
PL11162001	5 x Ø150-200 mm	2 x Ø200 mm	11162001	5 x Ø200 mm	2 x Ø200 mm	B2
PL11162009	5 x Ø150-200 mm	2 x Ø200 mm	11162009	5 x Ø200 mm	2 x Ø200 mm	B2
			PWD402555	6 x Ø150 mm	2 x Ø150 mm	A1
PL11162002	3 x Ø150-200 mm	2 x Ø200 mm	11162002	3 x Ø150 mm	2 x Ø150 mm	A1
PL11162006	5 x Ø150-200 mm	2 x Ø200 mm	11162006	5 x Ø150 mm	2 x Ø150 mm	A1
PL11165037	2 x Ø150-200 mm	2 x Ø200 mm	11165041	2 x Ø150 mm	2 x Ø150 mm	A1
PL11165041	3 x Ø150-200 mm	2 x Ø200 mm				
PL11165036	2 x Ø150-200 mm	2 x Ø200 mm	11165042	2 x Ø150 mm	2 x Ø150 mm	A1
PL11165042	3 x Ø150-200 mm	2 x Ø200 mm				
PL11165043	3 x Ø150-200 mm	2 x Ø200 mm	11165043	3 x Ø150 mm	2 x Ø150 mm	A1
PL11165045	4 x Ø150-200 mm	2 x Ø200 mm	11165045	4 x Ø150 mm	2 x Ø150 mm	A1
PL11165047	5 x Ø150-200 mm	2 x Ø200 mm	-	-	-	-
PL11165044	3 x Ø150-200 mm	2 x Ø200 mm	11165044	3 x Ø150 mm	2 x Ø150 mm	A1
PL11165046	5 x Ø150-200 mm	2 x Ø200 mm	11165046	5 x Ø150 mm	2 x Ø150 mm	A1
-	-	-	11165049	7 x Ø150 mm	2 x Ø150 mm	A1
-	-	-	11165048	7 x Ø150 mm	2 x Ø150 mm	A1
-	-	-	11165040	3 x Ø150 mm	2 x Ø150 mm	A1
-	-	-	11165039	4 x Ø150 mm	2 x Ø150 mm	A1
-	-	-	11165038	5 x Ø150 mm	2 x Ø150 mm	A1
PWD400173	3 x Ø150-200 mm	2 x Ø200 mm	PWD400185	3 x Ø150 mm	2 x Ø150 mm	A1
PWD400174	5 x Ø150-200 mm	2 x Ø200 mm	PWD400186	5 x Ø150 mm	2 x Ø150 mm	A1
-	-	-	PWD400316	5 x Ø200 mm	2 x Ø200 mm	B2
PWD400317	3 x Ø150-200 mm	2 x Ø200 mm	PWD400313	3 x Ø150 mm	2 x Ø150 mm	A1

# DAIKIN

## SINGLE PLENUM IN SINTERED POLYSTYRENE "MINI EOLO"

CODE	FRONT COLLAR INCLUDED	SIDE COLLAR INCLUDED	
	N° COLLARS / Ø mm	N° COLLARS / Ø mm	
<ul style="list-style-type: none"> <li>FWE-DATN5V3 06</li> <li>FWE-DAFN5V3 06</li> </ul>	-	-	-
<ul style="list-style-type: none"> <li>FWE-DATN5V3 07/08/10</li> <li>FWE-DAFN5V3 07/08/10</li> </ul>	-	-	-
<ul style="list-style-type: none"> <li>FWB-CTN/CFN 04/05</li> <li>FWP-CTN/CFN 04/05</li> </ul>	-	-	-
<ul style="list-style-type: none"> <li>FWB-CTN/CFN 06/08</li> <li>FWP-CTN/CFN 06/08</li> </ul>	-	-	-
<ul style="list-style-type: none"> <li>FWD-AT/AF 12</li> <li>FWB-CTN/CFN 10/11/15/17</li> <li>FWP-CTN/CFN 10/11/15/17</li> </ul>	-	-	-
<ul style="list-style-type: none"> <li>FWE-04FB</li> <li>FWE-05FB</li> <li>FWE-06FB</li> </ul>	PWD402564	3 x Ø125-150 mm	2 x Ø200 mm
<ul style="list-style-type: none"> <li>FWE-08FB</li> <li>FWE-10FB</li> <li>FWE-12FB</li> </ul>	-	-	-
<ul style="list-style-type: none"> <li>FWE-14FB</li> <li>FWE-16FB</li> </ul>			
<ul style="list-style-type: none"> <li>FWE-20FB</li> <li>FWE-24FB</li> </ul>	-	-	-

PLENUM IN **PAL** AVAILABLE ON REQUEST

# Panasonic

## SINGLE PLENUM IN SINTERED POLYSTYRENE "MINI EOLO"

CODE	FRONT COLLAR INCLUDED	SIDE COLLAR INCLUDED	
	N° COLLARS / Ø mm	N° COLLARS / Ø mm	
<ul style="list-style-type: none"> <li>S-3650PF3E</li> <li>S-15MF3E5D</li> <li>S-22MF3E5D</li> <li>S-28MF3E5D</li> <li>S-36MF3E5D</li> <li>S-45MF3E5D</li> <li>S-56MF3E5D</li> </ul>	-	-	-
<ul style="list-style-type: none"> <li>CS-MZ20UD3EA</li> <li>CS-Z25UD3EAW</li> <li>CS-Z35UD3EAW</li> <li>CS-Z50UD3EAW</li> <li>CS-Z60UD3EAW</li> </ul>	PWD400045	4 x Ø125-150 mm	2 x Ø200 mm
<ul style="list-style-type: none"> <li>S-6071PF3E</li> <li>S-60MF3E5D</li> <li>S-73MF3E5D</li> <li>S-90MF3E5D</li> </ul>	-	-	-
<ul style="list-style-type: none"> <li>S-1014PF3E</li> <li>S-112MF3E5D</li> <li>S-140MF3E5D</li> <li>S-160MF3E5D</li> </ul>	-	-	-

**SINGLE PLENUM  
IN SINTERED POLYSTYRENE  
"EOLO"**

**SINGLE PLENUM IN  
INSULATED ELECTRO-GALVANIZED  
SHEET METAL**

CODE	FRONT COLLAR INCLUDED	SIDE COLLAR INCLUDED	CODE	FRONT SPIGOTS INCLUDED*	SIDE SPIGOTS INCLUDED*	COLLAR TO BE ORDERED EXTRA*
	N° COLLARS / Ø mm	N° COLLARS / Ø mm		N° SPIGOTS / Ø mm	N° SPIGOTS / Ø mm	MODEL
PWD400318	4 x Ø150-200 mm	2 x Ø200 mm	PWD400314	4 x Ø150 mm	2 x Ø150 mm	A1
PWD400319	5 x Ø150-200 mm	2 x Ø200 mm	PWD400315	5 x Ø150 mm	2 x Ø150 mm	A1
PWD400376	3 x Ø150-200 mm	2 x Ø200 mm	PWD400372	2 x Ø200 mm	2 x Ø150 mm	B2
PWD400377	4 x Ø150-200 mm	2 x Ø200 mm	PWD400373	3 x Ø200 mm	2 x Ø150 mm	B2
-	-	-	PWD402534	4 x Ø200 mm	2 x Ø200 mm	B2
PWD402563	3 x Ø150-200 mm	2 x Ø200 mm	PWD402560	2 x Ø200 mm	2 x Ø200 mm	B2
PWD402562	4 x Ø150-200 mm	2 x Ø200 mm	PWD402559	3 x Ø200 mm	2 x Ø200 mm	B2
PWD402561	4 x Ø150-200 mm	2 x Ø200 mm	PWD402558	5 x Ø200 mm	2 x Ø200 mm	B2
-	-	-	PWD402557	6 x Ø200 mm	2 x Ø200 mm	B2

**SINGLE PLENUM  
IN SINTERED POLYSTYRENE  
"EOLO"**

**SINGLE PLENUM IN  
INSULATED ELECTRO-GALVANIZED  
SHEET METAL**

CODE	FRONT COLLAR INCLUDED	SIDE COLLAR INCLUDED	CODE	FRONT SPIGOTS INCLUDED*	SIDE SPIGOTS INCLUDED*	COLLAR TO BE ORDERED EXTRA*
	N° COLLARS / Ø mm	N° COLLARS / Ø mm		N° SPIGOTS / Ø mm	N° SPIGOTS / Ø mm	MODEL
PL11164003	3 x Ø150-200 mm	2 x Ø200 mm	11164003	3 x Ø150 mm	2 x Ø150 mm	A1
PL11164006	3 x Ø150-200 mm	2 x Ø200 mm	11164006	3 x Ø150 mm	2 x Ø150 mm	A1
PWD400281	3 x Ø150-200 mm	2 x Ø200 mm	PWD400256	4 x Ø150 mm	2 x Ø150 mm	A1
PWD400282	5 x Ø150-200 mm	2 x Ø200 mm	PWD400257	5 x Ø150 mm	2 x Ø150 mm	A1

# Panasonic

## SINGLE PLENUM IN SINTERED POLYSTYRENE "MINI EOLO"

CODE	FRONT COLLAR INCLUDED	SIDE COLLAR INCLUDED	
	N° COLLARS / Ø mm	N° COLLARS / Ø mm	
• S-200PE4E • S-250PE4E	-	-	-
• P-FC10AQ-2AA-E • P-FC20AQ-2AA-E	-	-	-
• P-FC30AQ-2AA-E	-	-	-
• P-FC40AQ-2AA-E	-	-	-
• P-FC50AQ-2AA-E • P-FC70AQ-2AA-E	-	-	-
• P-FC60AQ-2AA-E • P-FC80AQ-2EA-E	-	-	-
• S-10MM2EB • S-15MM2EB • S-22MM2EB • S-28MM2EB • S-36MM2EB	PWD402574	4 x Ø125-150 mm	2 x Ø200 mm
• S-45MM2EB • S-56MM2EB	-	-	-

# TOSHIBA

## SINGLE PLENUM IN SINTERED POLYSTYRENE "MINI EOLO"

CODE	FRONT COLLAR INCLUDED	SIDE COLLAR INCLUDED	
	N° COLLARS / Ø mm	N° COLLARS / Ø mm	
• RAS-M07U2DVG-E • RAS-M10U2DVG-E • RAS-M13U2DVG-E • MMD-UP0031SPHY-E • MMD-UP0051SPHY-E • MMD-UP0071SPHY-E • MMD-UP0091SPHY-E • MMD-UP0121SPHY-E • RAV-HM301SDTY-E • RAV-HM401SDTY-E	PWD400049	4 x Ø125-150 mm	2 x Ø200 mm
• RAV-HM801BTP-E • MMD-UP0241BHP-E • MMD-UP0271BHP-E • MMD-UP0301BHP-E • MMD-UP0181HP-E • MMD-UP0241HP-E • MMD-UP0271HP-E	-	-	-
• RAV-HM1101BTP-E • RAV-HM1401BTP-E • RAV-HM1601BTP-E • MMD-UP0361BHP-E • MMD-UP0481BHP-E • MMD-UP0561BHP-E • MMD-UP0361HP-E • MMD-UP0481HP-E • MMD-UP0561HP-E • MMD-UP0481HFP-E	-	-	-

**SINGLE PLENUM  
IN SINTERED POLYSTYRENE  
"EOLO"**

**SINGLE PLENUM IN  
INSULATED ELECTRO-GALVANIZED  
SHEET METAL**

CODE	FRONT COLLAR INCLUDED	SIDE COLLAR INCLUDED	CODE	FRONT SPIGOTS INCLUDED*	SIDE SPIGOTS INCLUDED*	COLLAR TO BE ORDERED EXTRA*
	N° COLLARS / Ø mm	N° COLLARS / Ø mm		N° SPIGOTS / Ø mm	N° SPIGOTS / Ø mm	MODEL
-	-	-	PWD400371	4 x Ø200 mm	2 x Ø200 mm	B2
-	-	-	PWD402547	2 x Ø150 mm	2 x Ø150 mm	A1
-	-	-	PWD400442	3 x Ø150 mm	2 x Ø150 mm	A1
-	-	-	PWD400443	4 x Ø150 mm	2 x Ø150 mm	A1
-	-	-	PWD400444	5 x Ø150 mm	2 x Ø150 mm	A1
-	-	-	PWD400445	6 x Ø150 mm	2 x Ø150 mm	A1
PWD402575	3 x Ø150-200 mm	2 x Ø200 mm	PWD402577	4 x Ø150 mm	2 x Ø150 mm	A1
PWD402576	4 x Ø150-200 mm	2 x Ø200 mm	PWD402578	5 x Ø150 mm	2 x Ø150 mm	A1

**SINGLE PLENUM  
IN SINTERED POLYSTYRENE  
"EOLO"**

**SINGLE PLENUM IN  
INSULATED ELECTRO-GALVANIZED  
SHEET METAL**

CODE	FRONT COLLAR INCLUDED	SIDE COLLAR INCLUDED	CODE	FRONT SPIGOTS INCLUDED*	SIDE SPIGOTS INCLUDED*	COLLAR TO BE ORDERED EXTRA*
	N° COLLARS / Ø mm	N° COLLARS / Ø mm		N° SPIGOTS / Ø mm	N° SPIGOTS / Ø mm	MODEL
PL11162096	3 x Ø150-200 mm	2 x Ø200 mm	11162096	3 x Ø150 mm	2 x Ø150 mm	A1
PL11162094	4 x Ø150-200 mm	2 x Ø200 mm	11162094	5 x Ø150 mm	2 x Ø150 mm	A1
-	-	-	11162095	6 x Ø150 mm	2 x Ø150 mm	A1

# TOSHIBA

## SINGLE PLENUM IN SINTERED POLYSTYRENE "MINI EOLO"

CODE	FRONT COLLAR INCLUDED	SIDE COLLAR INCLUDED	
	N° COLLARS / Ø mm	N° COLLARS / Ø mm	
<ul style="list-style-type: none"> <li>• RAS-M16U2DVG-E</li> <li>• MMD-UP0151SPHY-E</li> <li>• MMD-UP0181SPHY-E</li> <li>• RAV-HM561SDTY-E</li> </ul>	-	-	-
<ul style="list-style-type: none"> <li>• RAV-RM301SDT-E</li> <li>• RAV-RM401SDT-E</li> <li>• RAV-RM561SDT-E</li> </ul>	-	-	-
<ul style="list-style-type: none"> <li>• RAS-M22U2DVG-E</li> <li>• RAS-M24U2DVG-E</li> <li>• MMD-UP0241SPHY-E</li> <li>• MMD-UP0271SPHY-E</li> <li>• RAV-HM801SDTY-E</li> </ul>	-	-	-
<ul style="list-style-type: none"> <li>• RAV-RM2241DTP-E</li> <li>• RAV-RM2801DTP-E</li> <li>• RAV-RM2241DTP-E2</li> <li>• RAV-RM2801DTP-E2</li> <li>• MMD-UP0721HFP-E1</li> <li>• MMD-UP0961HFP-E1</li> <li>• MMD-UP0721HFP-E1</li> <li>• MMD-UP0961HFP-E1</li> <li>• MMD-UP1121HFP-E1</li> <li>• MMD-UP1281HFP-E1</li> </ul>	-	-	-
<ul style="list-style-type: none"> <li>• RAV-HM561BTP-E</li> <li>• MMD-UP0051BHP-E</li> <li>• MMD-UP0071BHP-E</li> <li>• MMD-UP0091BHP-E</li> <li>• MMD-UP0121BHP-E</li> <li>• MMD-UP0151BHP-E</li> <li>• MMD-UP0181BHP-E</li> </ul>	PWD400446	4 x Ø125-150 mm	2 x Ø200 mm
<ul style="list-style-type: none"> <li>• RAV-HM801BTP-E</li> <li>• MMD-UP0241BHP-E</li> <li>• MMD-UP0271BHP-E</li> <li>• MMD-UP0301BHP-E</li> <li>• MMD-UP0181HFP-E</li> <li>• MMD-UP0241HFP-E</li> <li>• MMD-UP0271HFP-E</li> </ul>	-	-	-

**SINGLE PLENUM  
IN SINTERED POLYSTYRENE  
"EOLO"**

**SINGLE PLENUM IN  
INSULATED ELECTRO-GALVANIZED  
SHEET METAL**

CODE	FRONT COLLAR INCLUDED	SIDE COLLAR INCLUDED	CODE	FRONT SPIGOTS INCLUDED*	SIDE SPIGOTS INCLUDED*	COLLAR TO BE ORDERED EXTRA*
	N° COLLARS / Ø mm	N° COLLARS / Ø mm		N° SPIGOTS / Ø mm	N° SPIGOTS / Ø mm	MODEL
PL11162097	4 x Ø150-200 mm	2 x Ø200 mm	11162097	4 x Ø150 mm	2 x Ø150 mm	A1
PL11162098	4 x Ø150-200 mm	2 x Ø200 mm	11162098	4 x Ø150 mm	2 x Ø150 mm	A1
PWD400132	4 x Ø150-200 mm	2 x Ø200 mm	PWD400148	5 x Ø150 mm	2 x Ø150 mm	A1
-	-	-	PWD400150	5 x Ø200 mm	2 x Ø200 mm	B2
PWD400447	3 x Ø150-200 mm	2 x Ø200 mm	PWD400424	2 x Ø200 mm	2 x Ø200 mm	B2
PWD400448	4 x Ø150-200 mm	2 x Ø200 mm	PWD400425	4 x Ø200 mm	2 x Ø200 mm	B2



**SINGLE PLENUM  
IN SINTERED POLYSTYRENE  
"MINI EOLO"**

CODE	FRONT COLLAR INCLUDED	SIDE COLLAR INCLUDED	N° COLLARS / Ø mm	N° COLLARS / Ø mm
<ul style="list-style-type: none"> <li>• PEFY-W20VMA-A</li> <li>• PEFY-W25VMA-A</li> <li>• PEFY-W32VMA-A</li> <li>• PEFY-M20VMA-A1</li> <li>• PEFY-M25VMA-A1</li> <li>• PEFY-M32VMA-A1</li> </ul>	-	-	-	-
<ul style="list-style-type: none"> <li>• PEFY-P15VMS1-E</li> <li>• PEFY-P20VMS1-E</li> <li>• PEFY-P25VMS1-E</li> <li>• PEFY-P32VMS1-E</li> </ul>	PWD400039	4 x Ø125–150 mm	2 x Ø200 mm	
<ul style="list-style-type: none"> <li>• SEZ-M35DA2</li> <li>• SEZ-M50DA2</li> <li>• PEFY-P40VMS1-E</li> <li>• PEFY-P50VMS1-E</li> <li>• PEFY-W40VMS-A</li> <li>• PEFY-W50VMS-A</li> </ul>	-	-	-	-
<ul style="list-style-type: none"> <li>• PEFY-P63VMS1-E</li> </ul>	-	-	-	-
<ul style="list-style-type: none"> <li>• PEAD M JA 35/50</li> <li>• PEAD-M35JA2</li> <li>• PEAD-M50JA2</li> <li>• PEFY-W40VMA-A</li> <li>• PEFY-M40VMA-A1</li> </ul>	-	-	-	-
<ul style="list-style-type: none"> <li>• PEAD-SM71JAL</li> <li>• PEFY-W50VMA-A</li> <li>• PEFY-W63VMA-A</li> <li>• PEFY-W71VMA-A</li> <li>• PEFY-W80VMA-A</li> <li>• PEAD-M60JA2</li> <li>• PEAD-M71JA2</li> <li>• PEFY-M50VMA-A1</li> <li>• PEFY-M63VMA-A1</li> </ul>	-	-	-	-
<ul style="list-style-type: none"> <li>• PEAD-SM100JAL</li> <li>• PEAD-SM125JAL</li> <li>• PEFY-W100VMA-A</li> <li>• PEFY-W125VMA-A</li> <li>• PEAD-M100JA2</li> <li>• PEAD-M125JA2</li> <li>• PEFY-M71VMA-A1</li> <li>• PEFY-M80VMA-A1</li> <li>• PEFY-M100VMA-A1</li> <li>• PEFY-M125VMA-A1</li> </ul>	-	-	-	-
<ul style="list-style-type: none"> <li>• PEAD-SM140JAL</li> <li>• PEAD-M140JA2</li> <li>• PEFY-M140VMA-A1</li> </ul>	-	-	-	-
<ul style="list-style-type: none"> <li>• PEFY-P20VMR-E-L</li> <li>• PEFY-P25VMR-E-L</li> <li>• PEFY-P32VMR-E-L</li> </ul>	-	-	-	-
<ul style="list-style-type: none"> <li>• PEFY-P40VMHS-E</li> <li>• PEFY-P50VMHS-E</li> <li>• PEFY-P63VMHS-E</li> </ul>	-	-	-	-
<ul style="list-style-type: none"> <li>• PEFY-P71VMHS-E</li> <li>• PEFY-P80VMHS-E</li> </ul>	-	-	-	-
<ul style="list-style-type: none"> <li>• PEFY-P100VMHS-E</li> <li>• PEFY-P125VMHS-E</li> <li>• PEFY-P140VMHS-E</li> </ul>	-	-	-	-
<ul style="list-style-type: none"> <li>• PEFY-P200VMHS-E</li> <li>• PEFY-P250VMHS-E</li> </ul>	-	-	-	-
<ul style="list-style-type: none"> <li>• SEZ-M25DA2</li> <li>• PEFY-W10VMS-A</li> <li>• PEFY-W15VMS-A</li> <li>• PEFY-W20VMS-A</li> <li>• PEFY-W25VMS-A</li> <li>• PEFY-W32VMS-A</li> </ul>	PWD400298	4 x Ø125–150 mm	2 x Ø200 mm	
<ul style="list-style-type: none"> <li>• SEZ-M60DA2</li> <li>• SEZ-M71DA2</li> </ul>	-	-	-	-

PLENUM IN PAL AVAILABLE ON REQUEST

**SINGLE PLENUM  
IN SINTERED POLYSTYRENE  
"EOLO"**

**SINGLE PLENUM IN  
INSULATED ELECTRO-GALVANIZED  
SHEET METAL**

CODE	FRONT COLLAR INCLUDED	SIDE COLLAR INCLUDED	CODE	FRONT SPIGOTS INCLUDED*	SIDE SPIGOTS INCLUDED*	COLLAR TO BE ORDERED EXTRA*
	N° COLLARS / Ø mm	N° COLLARS / Ø mm		N° SPIGOTS / Ø mm	N° SPIGOTS / Ø mm	MODEL
PL11162018	3 x Ø150-200 mm	2 x Ø200 mm	11162018	3 x Ø150 mm	2 x Ø150 mm	A1
PL11162002	3 x Ø150-200 mm	2 x Ø200 mm	11162002	3 x Ø150 mm	2 x Ø150 mm	A1
PL11162015	4 x Ø150-200 mm	2 x Ø200 mm	11162015	4 x Ø150 mm	2 x Ø150 mm	A1
PL11162006	5 x Ø150-200 mm	2 x Ø200 mm	11162006	5 x Ø150 mm	2 x Ø150 mm	A1
PL11162013	4 x Ø150-200 mm	2 x Ø200 mm	11162013	4 x Ø150 mm	2 x Ø150 mm	A1
PL11162014	5 x Ø150-200 mm	2 x Ø200 mm	11162014	5 x Ø150 mm	2 x Ø150 mm	A1
-	-	-	11162016	7 x Ø150 mm	2 x Ø150 mm	A1
-	-	-	11162017	8 x Ø150 mm	2 x Ø150 mm	A1
-	-	-	PWD400242	2 x Ø150 mm	2 x Ø150 mm	A1
-	-	-	PWD400261	3 x Ø200 mm	2 x Ø200 mm	B2
-	-	-	PWD400262	3 x Ø200 mm	2 x Ø200 mm	B2
-	-	-	PWD400263	4 x Ø200 mm	2 x Ø200 mm	B2
-	-	-	PWD400266	4 x Ø200 mm	2 x Ø200 mm	B2
PWD400275	3 x Ø150-200 mm	2 x Ø200 mm	PWD400250	3 x Ø150 mm	2 x Ø150 mm	A1
PWD400276	4 x Ø150-200 mm	2 x Ø200 mm	PWD400251	5 x Ø150 mm	2 x Ø150 mm	A1

# SAMSUNG

## SINGLE PLENUM IN SINTERED POLYSTYRENE "MINI EOLO"

CODE	FRONT COLLAR INCLUDED	SIDE COLLAR INCLUDED
	N° COLLARS / Ø mm	N° COLLARS / Ø mm
<ul style="list-style-type: none"> <li>• AJ026TNLDEG/EU</li> <li>• AJ035TNLDEG/EU</li> <li>• AM017ANLDKH/EU</li> <li>• AM022ANLDKH/EU</li> <li>• AM028ANLDKH/EU</li> <li>• AM036ANLDKH/EU</li> <li>• AE022ANLDEH/EU</li> <li>• AE028ANLDEH/EU</li> <li>• AE036ANLDEH/EU</li> <li>• AJ026TNLPEG/EU</li> <li>• AJ035TNLPEG/EU</li> </ul>	PWD400241	3 x Ø125-150 mm 2 x Ø200 mm
<ul style="list-style-type: none"> <li>• AJ052TNMDEG/EU</li> </ul>	-	-
<ul style="list-style-type: none"> <li>• AC035MNMDKH/EU</li> <li>• AC052MNMDKH/EU</li> <li>• AC060MNMDKH/EU</li> <li>• AC035RNMDKG/EU</li> <li>• AC052RNMDKG/EU</li> <li>• AC071RNMDKG/EU</li> <li>• AM022ANMPKH/EU</li> <li>• AM028ANMPKH/EU</li> <li>• AM036ANMPKH/EU</li> <li>• AM045ANMPKH/EU</li> <li>• AM056ANMPKH/EU</li> <li>• AM071ANMPKH/EU</li> <li>• AE036BNMPEH/EU</li> <li>• AE056BNMPEH/EU</li> <li>• AE071ANMPEH/EU</li> <li>• AC052BNMPKG/EU</li> <li>• AM022DNMDKG/EU</li> <li>• AM028DNMDKG/EU</li> <li>• AM036DNMDKG/EU</li> <li>• AM045DNMDKG/EU</li> <li>• AM056DNMDKG/EU</li> <li>• AM071DNMDKG/EU</li> </ul>	-	-
<ul style="list-style-type: none"> <li>• AC090MNMDKH/EU</li> <li>• AC100MNMDKH/EU</li> <li>• AC071BNMPKG/EU</li> <li>• AC100RNMDKG/EU</li> <li>• AM090ANMPKH/EU</li> <li>• AE090ANMPEH/EU</li> <li>• AM090DNMDKG/EU</li> </ul>	-	-
<ul style="list-style-type: none"> <li>• AC120MNMDKH/EU</li> <li>• AC140MNMDKH/EU</li> <li>• AC120RNMDKG/EU</li> <li>• AC140RNMDKG/EU</li> <li>• AC100BNMPKG/EU</li> <li>• AC120BNMPKG/EU</li> <li>• AM112ANMPKH/EU</li> <li>• AM128ANMPKH/EU</li> <li>• AM140ANMPKH/EU</li> <li>• AM112DNMDKG/EU</li> <li>• AM128DNMDKG/EU</li> <li>• AM140DNMDKG/EU</li> </ul>	-	-

**SINGLE PLENUM  
IN SINTERED POLYSTYRENE  
"EOLO"**

**SINGLE PLENUM IN  
INSULATED ELECTRO-GALVANIZED  
SHEET METAL**

CODE	FRONT COLLAR INCLUDED	SIDE COLLAR INCLUDED	CODE	FRONT SPIGOTS INCLUDED*	SIDE SPIGOTS INCLUDED*	COLLAR TO BE ORDERED EXTRA*
	N° COLLARS / Ø mm	N° COLLARS / Ø mm		N° SPIGOTS / Ø mm	N° SPIGOTS / Ø mm	MODEL
PWD400240	2 x Ø150-200 mm	2 x Ø200 mm	PWD400239	2 x Ø150 mm	2 x Ø150 mm	A1
PL11165002	4 x Ø150-200 mm	2 x Ø200 mm	11165002	4 x Ø150 mm	2 x Ø150 mm	A1
PL11165008	4 x Ø150-200 mm	2 x Ø200 mm	11165008	3 x Ø200 mm	2 x Ø200 mm	B2
			PWD400197	4 x Ø200 mm	2 x Ø200 mm	B2
PL11165012	5 x Ø150-200 mm	5 x Ø150-200 mm	11165012	5 x Ø200 mm	2 x Ø200 mm	B2
-	-	-	11165014	5 x Ø200 mm	2 x Ø200 mm	B2

# SAMSUNG

## SINGLE PLENUM IN SINTERED POLYSTYRENE "MINI EOLO"

CODE	FRONT COLLAR INCLUDED	SIDE COLLAR INCLUDED
	N° COLLARS / Ø mm	N° COLLARS / Ø mm
<ul style="list-style-type: none"> <li>• AC180JNHPKH/EU</li> <li>• AC200KNHPKH/EU</li> <li>• AC250KNHPKH/EU</li> <li>• AM180JNHFKH/EU</li> <li>• AM224JNHFKH/EU</li> </ul>	-	-
<ul style="list-style-type: none"> <li>• AM220FNHDEH/EU</li> <li>• AM280FNHDEH/EU</li> </ul>	-	-
<ul style="list-style-type: none"> <li>• AC026BNLDKG/EU</li> <li>• AC035BNLDKG/EU</li> </ul>	PWD402489	4 x Ø125-150 mm 2 x Ø200 mm
<ul style="list-style-type: none"> <li>• AC052BNLDKG/EU</li> <li>• AC071BNLDKG/EU</li> <li>• AM071ANLDKH/EU</li> </ul>	-	-
<ul style="list-style-type: none"> <li>• AE056ANLDEH/EU</li> <li>• AJ052BNMDEG/EU</li> <li>• AM045ANLDKH/EU</li> <li>• AMO56ANLDKH/EU</li> </ul>	PWD400409	4 x Ø125-150 mm 2 x Ø200 mm

# MITSUBISHI

HEAVY INDUSTRIES LTD.

## SINGLE PLENUM IN SINTERED POLYSTYRENE "MINI EOLO"

CODE	FRONT COLLAR INCLUDED	SIDE COLLAR INCLUDED
	N° COLLARS / Ø mm	N° COLLARS / Ø mm
<ul style="list-style-type: none"> <li>• SRR ZM-S 25/35</li> </ul>	PWD400051	4 Ø 125-150 2 Ø 200
<ul style="list-style-type: none"> <li>• SRR ZM-S 50/60</li> </ul>	-	-
<ul style="list-style-type: none"> <li>• FDUM VF/VH 40/50</li> <li>• FDU KX6F 45/56</li> <li>• FDUM KXE6F 22/56</li> </ul>	PWD400052	4 Ø 125-150 2 Ø 200
<ul style="list-style-type: none"> <li>• FDUM VF/VH 60/71</li> <li>• FDU VF1 71</li> <li>• FDU KX6F 71/90</li> <li>• FDUM KXE6F 71/90</li> </ul>	-	-
<ul style="list-style-type: none"> <li>• FDUM VF/VH 100/125/140</li> <li>• FDU VF1/VF2 100</li> <li>• FDU KXE6F 112/140</li> <li>• FDU VF 100/125/140</li> <li>• FDUM KXE6F 112/140/160</li> </ul>	-	-
<ul style="list-style-type: none"> <li>• FDU VG 200/240</li> </ul>	-	-

**SINGLE PLENUM  
IN SINTERED POLYSTYRENE  
"EOLO"**

**SINGLE PLENUM IN  
INSULATED ELECTRO-GALVANIZED  
SHEET METAL**

CODE	FRONT COLLAR INCLUDED	SIDE COLLAR INCLUDED	CODE	FRONT SPIGOTS INCLUDED*	SIDE SPIGOTS INCLUDED*	COLLAR TO BE ORDERED EXTRA*
	N° COLLARS / Ø mm	N° COLLARS / Ø mm		N° SPIGOTS / Ø mm	N° SPIGOTS / Ø mm	MODEL
PWD400240	2 x Ø150-200 mm	2 x Ø200 mm	PWD400145	5 x Ø200 mm	2 x Ø200 mm	B2
PL11165002	4 x Ø150-200 mm	2 x Ø200 mm	PWD400146	4 x Ø200 mm	2 x Ø200 mm	B2
PWD402504	3 x Ø150-200 mm	2 x Ø200 mm	PWD402461	4 x Ø150 mm	2 x Ø150 mm	A1
PWD402505	4 x Ø150-200 mm	2 x Ø200 mm	PWD402462	5 x Ø150 mm	2 x Ø150 mm	A1
PWD400410	3 x Ø150-200 mm	2 x Ø200 mm	PWD400408	4 x Ø150 mm	2 x Ø150 mm	A1

**SINGLE PLENUM  
IN SINTERED POLYSTYRENE  
"EOLO"**

**SINGLE PLENUM IN  
INSULATED ELECTRO-GALVANIZED  
SHEET METAL**

CODE	FRONT COLLAR INCLUDED	SIDE COLLAR INCLUDED	CODE	FRONT SPIGOTS INCLUDED*	SIDE SPIGOTS INCLUDED*	COLLAR TO BE ORDERED EXTRA*
	N° COLLARS / Ø mm	N° COLLARS / Ø mm		N° SPIGOTS / Ø mm	N° SPIGOTS / Ø mm	MODEL
PL11162164	3 Ø 150-200	2 Ø 200	11162164	3 Ø 150	2 Ø 150	A1
PL11162165	4 Ø 150-200	2 Ø 200	11162165	4 Ø 150	2 Ø 150	A1
PL11162161	3 Ø 150-200	2 Ø 200	11162161	3 Ø 150	2 Ø 150	A1
PL11162162	4 Ø 150-200	2 Ø 200	11162162	4 Ø 150	2 Ø 150	A1
PL11162163	5 Ø 150-200	2 Ø 200	11162163	6 Ø 150	2 Ø 150	A1
-	-	-	11162166	6 Ø 200	2 Ø 200	B2

# HITACHI

## SINGLE PLENUM IN SINTERED POLYSTYRENE "MINI EOLO"

	CODE	FRONT COLLAR INCLUDED	SIDE COLLAR INCLUDED
		N° COLLARS / Ø mm	N° COLLARS / Ø mm
• RAD RPA 25/35/50	PWD400060	4 Ø 125-150	2 Ø 200
• RAD PPA 50/60/70	-	-	-
• RPI FSN4E 2.0/2.5/3.0	-	-	-
• RPI FSN4E 4.0/5.0/6.0	-	-	-
• RAD-RPE 25/35 • RAD-QPE 18	-	-	-
• RAD-RPE 50/60 • RAD-PPD 50/60/70	-	-	-
• RPIM-UNE1NH 3.0	-	-	-
• RPIM-UNE1NH 4.0/5.0/6.0/6.5	-	-	-
• RPI-FSRE 0.4	-	-	-
• RPI-FSRE 1.5/2.0	-	-	-
• RPI-FSRE 2.5/3.0	-	-	-
• RPI-FSRE 4.0/6.0 • RPI-FSN6E-EF 4.0/6.0	-	-	-
• RPIH-FSRE 4.0/6.0	-	-	-

# Haier

## SINGLE PLENUM IN SINTERED POLYSTYRENE "MINI EOLO"

	CODE	FRONT COLLAR INCLUDED	SIDE COLLAR INCLUDED
		N° COLLARS / Ø mm	N° COLLARS / Ø mm
• AD50S2SS1FA(H) • AD71S2SS1FA(H) • AD182MSERA(H) • AD242MSERA(H)	-	-	-
• AD25S2SS1FA(H) • AD35S2SS1FA(H) • AD052MSERA(H) • AD072MSERA(H) • AD090MSERA(H) • AD122MSERA(H) • AD162MSERA(H)	PWD400089	4 x Ø125-150 mm	2 x Ø200 mm
• AD182MJERA(H) • AD242MJERA(H) • AD282MJERA(H) • AD302MJERA(H)	-	-	-
• AD382MJERA(H) • AD482MJERA(H) • AD542MJERA(H)	-	-	-
• AD35S2SM9FA(H) • AD052MJERA(H) • AD072MJERA(H) • AD092MJERA(H) • AD122MJERA(H) • AD162MJERA(H)	PWD402515	3 x Ø125-150 mm	2 x Ø200 mm

**SINGLE PLENUM  
IN SINTERED POLYSTYRENE  
"EOLO"**

**SINGLE PLENUM IN  
INSULATED ELECTRO-GALVANIZED  
SHEET METAL**

CODE	FRONT COLLAR INCLUDED	SIDE COLLAR INCLUDED	CODE	FRONT SPIGOTS INCLUDED*	SIDE SPIGOTS INCLUDED*	COLLAR TO BE ORDERED EXTRA*
	N° COLLARS / Ø mm	N° COLLARS / Ø mm		N° SPIGOTS / Ø mm	N° SPIGOTS / Ø mm	MODEL
PL11163020	3 Ø 150-200	2 Ø 200	-	-	-	-
-	-	-	11163021	3 Ø 200	2 Ø 200	B2
-	-	-	11163022	4 Ø 150	2 Ø 150	A1
-	-	-	11163023	6 Ø 150	2 Ø 150	A1
-	-	-	PWD400303	3 Ø 200	2 Ø 200	B2
PWD400285	4 Ø 150-200	2 Ø 200	PWD400260	3 Ø 200	2 Ø 200	B2
PWD400020	4 Ø 150-200	2 Ø 200	PWD400001	3 Ø 200	2 Ø 200	B2
PWD400021	5 Ø 150-200	2 Ø 200	PWD400003	5 Ø 200	2 Ø 200	B2
-	-	-	PWD400435	2 Ø 150	2 Ø 150	A1
-	-	-	PWD400436	3 Ø 150	2 Ø 150	A1
PWD400461	4 Ø 150-200	2 Ø 200	PWD400437	4 Ø 150	2 Ø 150	A1
PWD400462	5 Ø 150-200	2 Ø 200	PWD400438	6 Ø 150	2 Ø 150	A1
-	-	-	PWD400439	5 Ø 200	2 Ø 200	B2

**SINGLE PLENUM  
IN SINTERED POLYSTYRENE  
"EOLO"**

**SINGLE PLENUM IN  
INSULATED ELECTRO-GALVANIZED  
SHEET METAL**

CODE	FRONT COLLAR INCLUDED	SIDE COLLAR INCLUDED	CODE	FRONT SPIGOTS INCLUDED*	SIDE SPIGOTS INCLUDED*	COLLAR TO BE ORDERED EXTRA*
	N° COLLARS / Ø mm	N° COLLARS / Ø mm		N° SPIGOTS / Ø mm	N° SPIGOTS / Ø mm	MODEL
PL11165112	4 x Ø150-200 mm	2 x Ø200 mm	11165112	5 x Ø150 mm	2 x Ø150 mm	A1
PWD400090	3 x Ø150-200 mm	2 x Ø200 mm	PWD400082	3 x Ø150 mm	2 x Ø150 mm	A1
PWD400093	4 x Ø150-200 mm	2 x Ø200 mm	PWD400085	5 x Ø150 mm	2 x Ø150 mm	A1
-	-	-	PWD400086	6 x Ø150 mm	2 x Ø150 mm	A1
PWD402514	3 x Ø150-200 mm	2 x Ø200 mm	PWD402513	3 x Ø150 mm	2 x Ø150 mm	A1



**SINGLE PLENUM  
IN SINTERED POLYSTYRENE  
"MINI EOLO"**

CODE	FRONT COLLAR INCLUDED	SIDE COLLAR INCLUDED
	N° COLLARS / Ø mm	N° COLLARS / Ø mm
<ul style="list-style-type: none"> <li>• AD50S2SM9FA(H)</li> <li>• AD71S2SM9FA(H)</li> <li>• AD90S2SM9FA(H)</li> <li>• AD105S2SM9FA(H)</li> </ul>	-	-
<ul style="list-style-type: none"> <li>• AD125S2SM9FA(H)</li> <li>• AD140S2SM9FA(H)</li> <li>• AD160S2SM9FA(H)</li> </ul>	-	-



**SINGLE PLENUM  
IN SINTERED POLYSTYRENE  
"MINI EOLO"**

CODE	FRONT COLLAR INCLUDED	SIDE COLLAR INCLUDED
	N° COLLARS / Ø mm	N° COLLARS / Ø mm
<ul style="list-style-type: none"> <li>• DUCT 2 ID3-XY 27M</li> <li>• DUCT 2 ID3-XY 35M</li> </ul>	PWD400063	3 x Ø125-150 mm 2 x Ø200 mm
<ul style="list-style-type: none"> <li>• DUCT 2 ID3-XY 53M</li> </ul>	PWD400064	4 x Ø125-150 mm 2 x Ø200 mm
<ul style="list-style-type: none"> <li>• DUCT 2 ID3-XY 70M</li> </ul>	-	-
<ul style="list-style-type: none"> <li>• DUCT 2 ID3-XY 88M</li> <li>• DUCT 2 ID3-XY 105M</li> </ul>	-	-
<ul style="list-style-type: none"> <li>• DUCT 2 ID3-XY 120M</li> <li>• DUCT 2 ID3-XY 140M</li> <li>• DUCT 2 ID3-XY 160M</li> </ul>	-	-
<ul style="list-style-type: none"> <li>• CN-3XY D56</li> <li>• CN-3XY D71</li> <li>• CN-3XY D80</li> <li>• CN-3XY D90</li> </ul>	-	-
<ul style="list-style-type: none"> <li>• CN-3XY D112</li> <li>• CN-3XY D125</li> <li>• CN-3XY D140</li> <li>• CN-3XY D160</li> </ul>	-	-

**SINGLE PLENUM  
IN SINTERED POLYSTYRENE  
"EOLO"**

**SINGLE PLENUM IN  
INSULATED ELECTRO-GALVANIZED  
SHEET METAL**

CODE	FRONT COLLAR INCLUDED	SIDE COLLAR INCLUDED	CODE	FRONT SPIGOTS INCLUDED*	SIDE SPIGOTS INCLUDED*	COLLAR TO BE ORDERED EXTRA*
	N° COLLARS / Ø mm	N° COLLARS / Ø mm		N° SPIGOTS / Ø mm	N° SPIGOTS / Ø mm	MODEL
PWD402512	4 x Ø150-200 mm	2 x Ø200 mm	PWD402510	4 x Ø150 mm	2 x Ø150 mm	A1
			PWD402553	5 x Ø150 mm	2 x Ø150 mm	A1
			PWD402554	6 x Ø150 mm	2 x Ø150 mm	A1
PWD402516	5 x Ø150-200 mm	2 x Ø200 mm	PWD402511	5 x Ø200 mm	2 x Ø200 mm	B2

**SINGLE PLENUM  
IN SINTERED POLYSTYRENE  
"EOLO"**

**SINGLE PLENUM IN  
INSULATED ELECTRO-GALVANIZED  
SHEET METAL**

CODE	FRONT COLLAR INCLUDED	SIDE COLLAR INCLUDED	CODE	FRONT SPIGOTS INCLUDED*	SIDE SPIGOTS INCLUDED*	COLLAR TO BE ORDERED EXTRA*
	N° COLLARS / Ø mm	N° COLLARS / Ø mm		N° SPIGOTS / Ø mm	N° SPIGOTS / Ø mm	MODEL
PWD400027	3 x Ø150-200 mm	2 x Ø200 mm	PWD400005	2 x Ø150 mm	2 x Ø150 mm	A1
PWD400023	3 x Ø150-200 mm	2 x Ø200 mm	PWD400007	3 x Ø150 mm	2 x Ø150 mm	A1
PWD400024	4 x Ø150-200 mm	2 x Ø200 mm	PWD400009	4 x Ø150 mm	2 x Ø150 mm	A1
PWD400025	5 x Ø150-200 mm	2 x Ø200 mm	PWD400011	6 x Ø150 mm	2 x Ø150 mm	A1
-	-	-	PWD400012	4 x Ø200 mm	2 x Ø200 mm	B2
-	-	-	PWD402565	3 x Ø200 mm	2 x Ø200 mm	B2
-	-	-	PWD402566	5 x Ø200 mm	2 x Ø200 mm	B2



**SINGLE PLENUM  
IN SINTERED POLYSTYRENE  
"MINI EOLO"**

	CODE	FRONT COLLAR INCLUDED	SIDE COLLAR INCLUDED
		N° COLLARS / Ø mm	N° COLLARS / Ø mm
• RDG LLTB 09/12/14	-	-	-
• RDG LLTB 18	-	-	-
• RDG LHTLB 12/14	-	-	-
• RDG LHTLB 18/24/30	-	-	-
• RDG LHTLB 36/45/54	-	-	-
• RDG LM 24/30/36/45 <b>**</b> (with a discharge flange of 1065x208)	-	-	-
• RDG LHTA 45/54	-	-	-
• RDG LSLAP 12/14	-	-	-
• RDG LSLAP 18	-	-	-
• RDG KLLAP 9/12/14	PWD400057	4 Ø 125-150	2 Ø 200
• RDG KLLAP 18	-	-	-



**SINGLE PLENUM  
IN SINTERED POLYSTYRENE  
"MINI EOLO"**

	CODE	FRONT COLLAR INCLUDED	SIDE COLLAR INCLUDED
		N° COLLARS / Ø mm	N° COLLARS / Ø mm
• ARYG LSLAP 12/14 • ARXG KLLAP 9/12/14	PWD400057	4 Ø 125-150	2 Ø 200
• ARYG LLTB 12/14	PWD400056	4 Ø 125-150	2 Ø 200
• ARYG LLTB 18	-	-	-
• ARYG LMLA 24/36 <b>**</b> (with a discharge flange of 1065x208) • ARYG LMLA/LE 30/36 <b>**</b> (with a discharge flange of 1065x208) • ARYG LMLA 45 <b>**</b> (with a discharge flange of 1065x208) • ARXG KMLA 22/24/30/36/45 <b>**</b> (with a discharge flange of 1065x208)	-	-	-
• ARYG LHTA-LHTAT 45/54 • ARXG KHTA 45/54	-	-	-
• ARYG LHTBP 12/14 • ARXG KHTAP 12/14	-	-	-
• ARYG LHTBP 18/22/24/30 • ARYG KHTAP 18/22/24/30	-	-	-
• ARYG LSLAP 18 • ARXG KLLAP 18	-	-	-
• ARYG-LHTBP 36/45/54	-	-	-
• ARXH KMTAP 30/36/45/54	-	-	-
• ARXH KMTAP 24	PWD402484	4 Ø125-150	2 Ø 200

**SINGLE PLENUM  
IN SINTERED POLYSTYRENE  
"EOLO"**

**SINGLE PLENUM IN  
INSULATED ELECTRO-GALVANIZED  
SHEET METAL**

CODE	FRONT COLLAR INCLUDED	SIDE COLLAR INCLUDED	CODE	FRONT SPIGOTS INCLUDED*	SIDE SPIGOTS INCLUDED*	COLLAR TO BE ORDERED EXTRA*
	N° COLLARS / Ø mm	N° COLLARS / Ø mm		N° SPIGOTS / Ø mm	N° SPIGOTS / Ø mm	MODEL
-	-	-	11162027	3 Ø 150	2 Ø 150	A1
PL11162030	4 Ø 150-200	2 Ø 200	11162030	4 Ø 150	2 Ø 150	A1
-	-	-	11162000	2 Ø 150	2 Ø 150	B2
PWD400284	4 Ø 150-200	2 Ø 200	PWD400259	3 Ø 200	2 Ø 200	B2
PL11162001	5 Ø 150-200	2 Ø 200	11162001	5 Ø 200	2 Ø 200	B2
PL11162028	5 Ø 150-200	2 Ø 200	11162028	4 Ø 200	2 Ø 200	B2
-	-	-	11162025	3 Ø 200	2 Ø 200	B2
-	-	-	PWD400161	3 Ø 150	2 Ø 150	A1
-	-	-	PWD400162	4 Ø 150	2 Ø 150	A1
PL11162026	3 Ø 150-200	3 Ø 200	11162026	3 Ø 150	2 Ø 150	A1
PWD400131	4 Ø 150-200	2 Ø 200	PWD400147	4 Ø 150	2 Ø 150	A1

**SINGLE PLENUM  
IN SINTERED POLYSTYRENE  
"EOLO"**

**SINGLE PLENUM IN  
INSULATED ELECTRO-GALVANIZED  
SHEET METAL**

CODE	FRONT COLLAR INCLUDED	SIDE COLLAR INCLUDED	CODE	FRONT SPIGOTS INCLUDED*	SIDE SPIGOTS INCLUDED*	COLLAR TO BE ORDERED EXTRA*
	N° COLLARS / Ø mm	N° COLLARS / Ø mm		N° SPIGOTS / Ø mm	N° SPIGOTS / Ø mm	MODEL
PL11162026	3 Ø 150-200	3 Ø 200	11162026	3 Ø 150	2 Ø 150	A1
PL11162027	3 Ø 150-200	2 Ø 200	11162027	3 Ø 150	2 Ø 150	A1
PL11162030	4 Ø 150-200	2 Ø 200	11162030	4 Ø 150	2 Ø 150	A1
PL11162028	5 Ø 150-200	2 Ø 200	11162028	4 Ø 200	2 Ø 200	B2
-	-	-	11162025	3 Ø 200	2 Ø 200	B2
PL11162000	4 Ø 150-200	2 Ø 200	11162000	2 Ø 200	2 Ø 200	B2
PL11162003	4 Ø 150-200	2 Ø 200	11162003	3 Ø 200	2 Ø 200	B2
PWD400131	4 Ø 150-200	2 Ø 200	PWD400147	4 Ø 150	2 Ø 150	A1
PL11162001	5 Ø 150-200	2 Ø 200	11162001	5 Ø 200	2 Ø 200	B2
PWD402495	5 Ø 150-200	2 Ø 200	PWD402468	6 Ø 150	2 Ø 150	A1
PWD402496	3 Ø 150-200	2 Ø 200	PWD402469	4 Ø 150	2 Ø 150	A1



**SINGLE PLENUM  
IN SINTERED POLYSTYRENE  
"MINI EOLO"**

	CODE	FRONT COLLAR INCLUDED	SIDE COLLAR INCLUDED
		N° COLLARS / Ø mm	N° COLLARS / Ø mm
• GUD PS/A-T 35	PWD400099	3 x Ø125-150 mm	2 x Ø200 mm
• GUD PS/A-T 50	-	-	-
• GUD50PS1/A-S	-	-	-
• GFH (18) CB-K6DNA1B/I	-	-	-
• GUD PS/A-T 71	-	-	-
• GUD PS/A-T 85	-	-	-
• GUD PHS/A-T 71	-	-	-
• GUD PHS/A-T 85	-	-	-
• GFH (24) CC-K6DNA1B/I	-	-	-
• GUD PHS/A-T 100	-	-	-
• GUD PHS/A-T 140	-	-	-
• GUD PHS/A-T 160	-	-	-
• GUD35PS1/A-S	PWD400292	3 x Ø125-150 mm	2 x Ø200 mm
• GFH (09) CA-K6DNA1B/I	-	-	-
• GFH (12) CA-K6DNA1B/I	-	-	-
• GUD PS1/A-S 71	-	-	-
• GUD PS1/A-S 100	-	-	-
• GUD PS1/A-S 125/140	-	-	-



**SINGLE PLENUM  
IN SINTERED POLYSTYRENE  
"MINI EOLO"**

	CODE	FRONT COLLAR INCLUDED	SIDE COLLAR INCLUDED
		N° COLLARS / Ø mm	N° COLLARS / Ø mm
• ARNU07GM1A4	-	-	-
• ARNU09GM1A4	-	-	-
• ARNU12GM1A4	-	-	-
• ARNU15GM1A4	-	-	-
• ARNU18GM1A4	-	-	-
• ARNU24GM1A4	-	-	-
• UM12FH N10	-	-	-
• UM18FH N10	-	-	-
• CM18F N11	-	-	-
• CM24F N11	-	-	-
• UM30F N11	-	-	-
• ARNU28GM2A4	-	-	-
• ARNU36GM2A4	-	-	-
• ARNU42GM2A4	-	-	-
• ARNU05GL4G4	-	-	-
• ARNU07GL4G4	-	-	-
• ARNU09GL4G4	-	-	-
• CL09F.N50	-	-	-
• CL12F.N50	-	-	-
• ARNU12GL5G4	-	-	-
• ARNU15GL5G4	-	-	-
• ARNU18GL5G4	-	-	-
• UL12FH N50	-	-	-
• CL18F.N60	-	-	-
• ARNU21GL6G4	-	-	-
• ARNU24GL6G4	-	-	-
• ARNU76GB8A4	-	-	-
• ARNU96GB8A4	-	-	-
• UM24FH N20	-	-	-
• UM30FH N20	-	-	-
• UM36F N21	-	-	-
• UM42F N21	-	-	-

**SINGLE PLENUM  
IN SINTERED POLYSTYRENE  
"EOLO"**

**SINGLE PLENUM IN  
INSULATED ELECTRO-GALVANIZED  
SHEET METAL**

CODE	FRONT COLLAR INCLUDED	SIDE COLLAR INCLUDED	CODE	FRONT SPIGOTS INCLUDED*	SIDE SPIGOTS INCLUDED*	COLLAR TO BE ORDERED EXTRA*
	N° COLLARS / Ø mm	N° COLLARS / Ø mm		N° SPIGOTS / Ø mm	N° SPIGOTS / Ø mm	MODEL
PWD400100	3 x Ø150–200 mm	2 x Ø200 mm	PWD400094	3 x Ø150 mm	2 x Ø150 mm	A1
PWD400101	4 x Ø150–200 mm	2 x Ø200 mm	PWD400095	4 x Ø150 mm	2 x Ø150 mm	A1
PWD400102	5 x Ø150–200 mm	2 x Ø200 mm	PWD400096	6 x Ø150 mm	2 x Ø150 mm	A1
-	-	-	PWD400352	3 x Ø200 mm	2 x Ø200 mm	B2
PWD400103	3 x Ø150–200 mm	2 x Ø200 mm	PWD400097	3 x Ø200 mm	2 x Ø200 mm	B2
PWD400104	5 x Ø150–200 mm	2 x Ø200 mm	PWD400098	5 x Ø200 mm	2 x Ø200 mm	B2
PWD400268	3 x Ø150–200 mm	2 x Ø200 mm	PWD400243	3 x Ø150 mm	2 x Ø150 mm	A1
PWD400415	4 x Ø150–200 mm	2 x Ø200 mm	PWD400413	3 x Ø200 mm	2 x Ø200 mm	B2
PWD400416	5 x Ø150–200 mm	2 x Ø200 mm	PWD400414	5 x Ø200 mm	2 x Ø200 mm	B2
PWD400466	5 x Ø150–200 mm	2 x Ø200 mm	PWD400465	5 x Ø200 mm	2 x Ø200 mm	B2

**SINGLE PLENUM  
IN SINTERED POLYSTYRENE  
"EOLO"**

**SINGLE PLENUM IN  
INSULATED ELECTRO-GALVANIZED  
SHEET METAL**

CODE	FRONT COLLAR INCLUDED	SIDE COLLAR INCLUDED	CODE	FRONT SPIGOTS INCLUDED*	SIDE SPIGOTS INCLUDED*	COLLAR TO BE ORDERED EXTRA*
	N° COLLARS / Ø mm	N° COLLARS / Ø mm		N° SPIGOTS / Ø mm	N° SPIGOTS / Ø mm	MODEL
PL11162067	4 x Ø150–200 mm	2 x Ø200 mm	11162067	3 x Ø200 mm	2 x Ø200 mm	B2
PL11162070	5 x Ø150–200 mm	2 x Ø200 mm	11162070	5 x Ø200 mm	2 x Ø200 mm	B2
PWD400271	3 x Ø150–200 mm	2 x Ø200 mm	PWD400246	3 x Ø150 mm	2 x Ø150 mm	A1
PWD400272	4 x Ø150–200 mm	2 x Ø200 mm	PWD400247	4 x Ø150 mm	2 x Ø150 mm	A1
PWD400273	4 x Ø150–200 mm	2 x Ø200 mm	PWD400248	5 x Ø150 mm	2 x Ø150 mm	A1
-	-	-	PWD402616	5 x Ø200 mm	2 x Ø200 mm	B2
PWD400283	5 x Ø150–200 mm	2 x Ø200 mm	PWD400258	5 x Ø200 mm	2 x Ø200 mm	B2



## SINGLE PLENUM IN SINTERED POLYSTYRENE "MINI EOLO"

	CODE	FRONT COLLAR INCLUDED	SIDE COLLAR INCLUDED
		N° COLLARS / Ø mm	N° COLLARS / Ø mm
<ul style="list-style-type: none"> <li>• UM36FH N30</li> <li>• UM42FH N30</li> <li>• UM48FH.N30</li> <li>• UM48F N31</li> <li>• UM60F N31</li> </ul>	-	-	-
<ul style="list-style-type: none"> <li>• CM18F NA0</li> <li>• CM24F NA0</li> <li>• UM30F NA0</li> </ul>	PWD402570	4 x Ø125-150 mm	2 x Ø200 mm
<ul style="list-style-type: none"> <li>• CL24F N30</li> <li>• UL18FH N30</li> </ul>	-	-	-
<ul style="list-style-type: none"> <li>• ARNU48GM3A4</li> <li>• ARNU54GM3A4</li> </ul>		-	-
<ul style="list-style-type: none"> <li>• UB70.N95</li> <li>• UB85.N95</li> </ul>	-	-	-



## SINGLE PLENUM IN SINTERED POLYSTYRENE "MINI EOLO"

	CODE	FRONT COLLAR INCLUDED	SIDE COLLAR INCLUDED
		N° COLLARS / Ø mm	N° COLLARS / Ø mm
<ul style="list-style-type: none"> <li>• VED-I 530/532/540/541</li> <li>• VED-I 730/732/740/741</li> </ul>	-	-	-
<ul style="list-style-type: none"> <li>• VED 030</li> <li>• VED 040</li> <li>• FCZI 200P **with straight air delivery connection RDM000V</li> <li>• FCZI 201P **with straight air delivery connection RDM000V</li> <li>• FCZI 202P **with straight air delivery connection RDM000V</li> <li>• FCZI 250P **with straight air delivery connection RDM000V</li> <li>• FCZ 200P **with straight air delivery connection RDM000V</li> <li>• FCZ 201P **with straight air delivery connection RDM000V</li> <li>• FCZ 202P **with straight air delivery connection RDM000V</li> <li>• FCZ 250P **with straight air delivery connection RDM000V</li> <li>• FCZ 200PO **with straight air delivery connection RDM000V</li> <li>• FCZ 250PO **with straight air delivery connection RDM000V</li> </ul>	PWD400299	3 x Ø125-150 mm	2 x Ø200 mm
<ul style="list-style-type: none"> <li>• VED 130</li> <li>• VED 140</li> <li>• FCZI 300P **with straight air delivery connection RDM100V</li> <li>• FCZI 301P **with straight air delivery connection RDM100V</li> <li>• FCZI 302P **with straight air delivery connection RDM100V</li> <li>• FCZI 350P **with straight air delivery connection RDM100V</li> <li>• FCZ 300P **with straight air delivery connection RDM100V</li> <li>• FCZ 301P **with straight air delivery connection RDM100V</li> <li>• FCZ 302P **with straight air delivery connection RDM100V</li> <li>• FCZ 350P **with straight air delivery connection RDM100V</li> <li>• FCZ 300PO **with straight air delivery connection RDM100V</li> <li>• FCZ 350PO **with straight air delivery connection RDM100V</li> </ul>	PWD400300	4 x Ø125-150 mm	2 x Ø200 mm

SINGLE PLENUM IN SINTERED POLYSTYRENE "EOLO"				SINGLE PLENUM IN INSULATED ELECTRO-GALVANIZED SHEET METAL			
CODE	FRONT COLLAR INCLUDED	SIDE COLLAR INCLUDED	CODE	FRONT SPIGOTS INCLUDED*	SIDE SPIGOTS INCLUDED*	COLLAR TO BE ORDERED EXTRA*	
	N° COLLARS / Ø mm	N° COLLARS / Ø mm		N° SPIGOTS / Ø mm	N° SPIGOTS / Ø mm	MODEL	
-	-	-	PWD400264	5 x Ø200 mm	2 x Ø200 mm	B2	
PWD402568	3 x Ø150-200 mm	2 x Ø200 mm	PWD402567	4 x Ø150 mm	2 x Ø150 mm	A1	
PWD402569	4 x Ø150-200 mm	2 x Ø200 mm	-	-	-	-	
PWD402615	5 x Ø150-200 mm	2 x Ø200 mm	PWD402613	5 x Ø150 mm	2 x Ø150 mm	A1	
-	-	-	PWD402614	5 x Ø200 mm	2 x Ø200 mm	B2	

SINGLE PLENUM IN SINTERED POLYSTYRENE "EOLO"				SINGLE PLENUM IN INSULATED ELECTRO-GALVANIZED SHEET METAL			
CODE	FRONT COLLAR INCLUDED	SIDE COLLAR INCLUDED	CODE	FRONT SPIGOTS INCLUDED*	SIDE SPIGOTS INCLUDED*	COLLAR TO BE ORDERED EXTRA*	
	N° COLLARS / Ø mm	N° COLLARS / Ø mm		N° SPIGOTS / Ø mm	N° SPIGOTS / Ø mm	MODEL	
-	-	-	11162120	4 x Ø200 mm	2 x Ø200 mm	B2	
-	-	-	11162121	6 x Ø200 mm	2 x Ø200 mm	B2	
PWD400277	2 x Ø150-200 mm	2 x Ø200 mm	PWD400252	2 x Ø150 mm	2 x Ø150 mm	A1	
PWD400278	3 x Ø150-200 mm	2 x Ø200 mm	PWD400253	4 x Ø150 mm	2 x Ø150 mm	A1	

# AERMEC


## SINGLE PLENUM IN SINTERED POLYSTYRENE "MINI EOLO"

CODE	FRONT COLLAR INCLUDED	SIDE COLLAR INCLUDED
	N° COLLARS / Ø mm	N° COLLARS / Ø mm
<ul style="list-style-type: none"> <li>• VED 230</li> <li>• VED 240</li> <li>• FCZI 400P **with straight air delivery connection RDM200V</li> <li>• FCZI 401P **with straight air delivery connection RDM200V</li> <li>• FCZI 402P **with straight air delivery connection RDM200V</li> <li>• FCZI 450P **with straight air delivery connection RDM200V</li> <li>• FCZI 500P **with straight air delivery connection RDM200V</li> <li>• FCZI 501P **with straight air delivery connection RDM200V</li> <li>• FCZI 502P **with straight air delivery connection RDM200V</li> <li>• FCZI 550P **with straight air delivery connection RDM200V</li> <li>• FCZ 400P **with straight air delivery connection RDM200V</li> <li>• FCZ 401P **with straight air delivery connection RDM200V</li> <li>• FCZ 402P **with straight air delivery connection RDM200V</li> <li>• FCZ 450P **with straight air delivery connection RDM200V</li> <li>• FCZ 400PO **with straight air delivery connection RDM200V</li> <li>• FCZ 450PO **with straight air delivery connection RDM200V</li> <li>• FCZ 500P **with straight air delivery connection RDM200V</li> <li>• FCZ 501P **with straight air delivery connection RDM200V</li> <li>• FCZ 502P **with straight air delivery connection RDM200V</li> <li>• FCZ 550P **with straight air delivery connection RDM200V</li> <li>• FCZ 500PO **with straight air delivery connection RDM200V</li> <li>• FCZ 550PO **with straight air delivery connection RDM200V</li> </ul>	-	-
<ul style="list-style-type: none"> <li>• VED 330</li> <li>• VED 340</li> <li>• FCZI 700P **with straight air delivery connection RDM300</li> <li>• FCZI 701P **with straight air delivery connection RDM300V</li> <li>• FCZI 702P **with straight air delivery connection RDM300V</li> <li>• FCZI 750P **with straight air delivery connection RDM300V</li> <li>• FCZI 900P **with straight air delivery connection RDM300V</li> <li>• FCZI 901P **with straight air delivery connection RDM300V</li> <li>• FCZI 950P **with straight air delivery connection RDM300V</li> <li>• FCZ 600P **with straight air delivery connection RDM300V</li> <li>• FCZ 601P **with straight air delivery connection RDM300V</li> <li>• FCZ 602P **with straight air delivery connection RDM300V</li> <li>• FCZ 650P **with straight air delivery connection RDM300V</li> <li>• FCZ 600PO **with straight air delivery connection RDM300V</li> <li>• FCZ 650PO **with straight air delivery connection RDM300V</li> <li>• FCZ 700P **with straight air delivery connection RDM300V</li> <li>• FCZ 701P **with straight air delivery connection RDM300V</li> <li>• FCZ 702P **with straight air delivery connection RDM300V</li> <li>• FCZ 750P **with straight air delivery connection RDM300V</li> <li>• FCZ 700PO **with straight air delivery connection RDM300V</li> <li>• FCZ 750PO **with straight air delivery connection RDM300V</li> <li>• FCZ 800P **with straight air delivery connection RDM300V</li> <li>• FCZ 801P **with straight air delivery connection RDM300V</li> <li>• FCZ 802P **with straight air delivery connection RDM300V</li> <li>• FCZ 850P **with straight air delivery connection RDM300V</li> <li>• FCZ 900P **with straight air delivery connection RDM300V</li> <li>• FCZ 901P **with straight air delivery connection RDM300V</li> <li>• FCZ 950P **with straight air delivery connection RDM300V</li> <li>• FCZ 900PO **with straight air delivery connection RDM300V</li> <li>• FCZ 950PO **with straight air delivery connection RDM300V</li> <li>• FCZ 1000P **with straight air delivery connection RDM300V</li> <li>• FCZ 1001P **with straight air delivery connection RDM300V</li> </ul>	-	-
<ul style="list-style-type: none"> <li>• LPG350D</li> <li>• MPG250D</li> <li>• MPG350D</li> <li>• MPG250DH</li> <li>• MPG350DH</li> </ul>	PWD400292	3 x Ø125-150 mm 2 x Ø200 mm
<ul style="list-style-type: none"> <li>• LPG500D</li> <li>• MPG500D</li> <li>• MPG500DH</li> </ul>	-	-

**SINGLE PLENUM  
IN SINTERED POLYSTYRENE  
"EOLO"**

**SINGLE PLENUM IN  
INSULATED ELECTRO-GALVANIZED  
SHEET METAL**

CODE	FRONT COLLAR INCLUDED	SIDE COLLAR INCLUDED	CODE	FRONT SPIGOTS INCLUDED*	SIDE SPIGOTS INCLUDED*	COLLAR TO BE ORDERED EXTRA*
	N° COLLARS / Ø mm	N° COLLARS / Ø mm		N° SPIGOTS / Ø mm	N° SPIGOTS / Ø mm	MODEL
PWD400279	4 x Ø150-200 mm	2 x Ø200 mm	PWD400254	5 x Ø150 mm	2 x Ø150 mm	A1
PWD400280	5 x Ø150-200 mm	2 x Ø200 mm	PWD400255	5 x Ø150 mm	2 x Ø150 mm	A1
PWD400268	3 x Ø150-200 mm	2 x Ø200 mm	PWD400243	3 x Ø150 mm	2 x Ø150 mm	A1
PWD400101	4 x Ø150-200 mm	2 x Ø200 mm	PWD400095	4 x Ø150 mm	2 x Ø150 mm	A1

	<b>SINGLE PLENUM IN SINTERED POLYSTYRENE "MINI EOLO"</b>		
	CODE	FRONT COLLAR INCLUDED	SIDE COLLAR INCLUDED
		N° COLLARS / Ø mm	N° COLLARS / Ø mm
• ARHG LLTB 12	PWD400056	4 Ø 125-150	2 Ø 200
• ARHG LLTB 14	PWD400056	4 Ø 125-150	2 Ø 200
• ARHG LLTB 18	-	-	-
• ARHG LMLA/LE 24-30-36-45*(with 1065x208 delivery flange) • ARXG-KMLA 22/24/30/36/45*(with 1065x208 delivery flange)	-	-	-
• ARHG-LHTBP 12/14	-	-	-
• ARHG-LHTBP 18/24/30	-	-	-
• ARHG-LHTBP 36/45/54	-	-	-
• ARHG-LHTA 45/54	-	-	-
• ARXG-KLLAP 09/12/14	PWD400057	4 Ø 125-150	2 Ø 200
• ARXG-KLLAP 18	-	-	-
• ARXG-KHTAP 12/14	-	-	-
• ARXG-KHTAP 18/22/24/30	-	-	-
• ARXG-KHTAP 36/45/54	-	-	-
• ARXG-KHTA 45/54	-	-	-

	<b>SINGLE PLENUM IN SINTERED POLYSTYRENE "MINI EOLO"</b>		
	CODE	FRONT COLLAR INCLUDED	SIDE COLLAR INCLUDED
		N° COLLARS / Ø mm	N° COLLARS / Ø mm
• MTJ-09HWFNX(GA) • MTJ-12HWFNX(GA) • MTIU-12HWFNX(GA)	PWD400063	3 x Ø125-150 mm	2 x Ø200 mm
• MTIU-18HWFNX(GA)	PWD400064	4 x Ø125-150 mm	2 x Ø200 mm
• MTI-24HWFNX(GA)	-	-	-
• MTI-30HWFNX(GA) • MTI-36HWFNX(GA)	-	-	-
• "MTI-42HWFNX(GA) • MTI-48HWFNX(GA) • MTI-55HWFNX(GA)	-	-	-
• MTJ-18HWFNX(GA)	PWD402521	3 x Ø125-150 mm	2 x Ø200 mm
• MTJ-24HWFNX(GA) • MTJ-30HWFNX(GA)	-	-	-
• MTJ-36HWFNX(GA) • MTJ-42HWFNX(GA) • MTJ-48HWFNX(GA)	-	-	-
• MTJ-55HWFNX(GA)	-	-	-

**SINGLE PLENUM  
IN SINTERED POLYSTYRENE  
"EOLO"**

**SINGLE PLENUM IN  
INSULATED ELECTRO-GALVANIZED  
SHEET METAL**

CODE	FRONT COLLAR INCLUDED	SIDE COLLAR INCLUDED	CODE	FRONT SPIGOTS INCLUDED*	SIDE SPIGOTS INCLUDED*	COLLAR TO BE ORDERED EXTRA*
	N° COLLARS / Ø mm	N° COLLARS / Ø mm		N° SPIGOTS / Ø mm	N° SPIGOTS / Ø mm	MODEL
PL11162027	3 Ø 150-200	2 Ø 200	11162027	3 Ø 150	2 Ø 150	A1
PL11162027	3 Ø 150-200	2 Ø 200	11162027	3 Ø 150	2 Ø 150	A1
PL11162030	4 Ø 150-200	2 Ø 200	11162030	4 Ø 150	2 Ø 150	A1
PL11162028	5 Ø 150-200	2 Ø 200	11162028	4 Ø 200	2 Ø 200	B2
PL11162000	4 Ø 150-200	2 Ø 200	11162000	2 Ø 200	2 Ø 200	B2
PWD400284	4 Ø 150-200	2 Ø 200	PWD400259	3 Ø 200	2 Ø 200	B2
PL11162001	5 Ø 150-200	2 Ø 200	11162001	5 Ø 200	2 Ø 200	B2
-	-	-	11162025	3 Ø 200	2 Ø 200	B2
PL11162026	3 Ø 150-200	3 Ø 200	11162026	3 Ø 150	2 Ø 150	A1
PWD400131	4 Ø 150-200	2 Ø 200	PWD400147	4 Ø 150	2 Ø 150	A1
PL11162000	4 Ø 150-200	2 Ø 200	11162000	2 Ø 200	2 Ø 200	B2
PWD400284	4 Ø 150-200	2 Ø 200	PWD400259	3 Ø 200	2 Ø 200	B2
PL11162001	5 Ø 150-200	2 Ø 200	11162001	5 Ø 200	2 Ø 200	B2
-	-	-	11162025	3 Ø 200	2 Ø 200	B2

**SINGLE PLENUM  
IN SINTERED POLYSTYRENE  
"EOLO"**

**SINGLE PLENUM IN  
INSULATED ELECTRO-GALVANIZED  
SHEET METAL**

CODE	FRONT COLLAR INCLUDED	SIDE COLLAR INCLUDED	CODE	FRONT SPIGOTS INCLUDED*	SIDE SPIGOTS INCLUDED*	COLLAR TO BE ORDERED EXTRA*
	N° COLLARS / Ø mm	N° COLLARS / Ø mm		N° SPIGOTS / Ø mm	N° SPIGOTS / Ø mm	MODEL
PWD400022	2 x Ø150–200 mm	2 x Ø200 mm	PWD400005	2 x Ø150 mm	2 x Ø150 mm	A1
PWD400027	3 x Ø150–200 mm	2 x Ø200 mm				
PWD400023	3 x Ø150–200 mm	2 x Ø200 mm	PWD400007	3 x Ø150 mm	2 x Ø150 mm	A1
PWD400024	4 x Ø150–200 mm	2 x Ø200 mm	PWD400009	4 x Ø150 mm	2 x Ø150 mm	A1
PWD400025	5 x Ø150–200 mm	2 x Ø200 mm	PWD400011	6 x Ø150 mm	2 x Ø150 mm	A1
-	-	-	PWD400012	4x Ø200 mm	2x Ø200 mm	B2
-	-	-	PWD402517	3 x Ø150 mm	2 x Ø150 mm	A1
PWD402522	4 x Ø150–200 mm	2 x Ø200 mm	PWD402518	4 x Ø150 mm	2 x Ø150 mm	A1
PWD402523	4 x Ø150–200 mm	2 x Ø200 mm	PWD402519	5 x Ø150 mm	2 x Ø150 mm	A1
PWD402524	4 x Ø150–200 mm	2 x Ø200 mm	PWD402520	4x Ø200 mm	2x Ø200 mm	B2



**SINGLE PLENUM  
IN SINTERED POLYSTYRENE  
"MINI EOLO"**

	CODE	FRONT COLLAR INCLUDED	SIDE COLLAR INCLUDED
		N° COLLARS / Ø mm	N° COLLARS / Ø mm
<ul style="list-style-type: none"> <li>• X3I ECO SD27HL</li> <li>• X3I ECO SD35HL</li> </ul>	PWD400292	3 x Ø125-150 mm	2 x Ø200 mm
<ul style="list-style-type: none"> <li>• X3I ECO SD50HL</li> <li>• ADG ECO PLUS 50PH</li> </ul>	-	-	-
<ul style="list-style-type: none"> <li>• X3I ECO SD70HL</li> </ul>	-	-	-
<ul style="list-style-type: none"> <li>• ADG ECO PLUS 35PH</li> </ul>	PWD400292	3 x Ø125-150 mm	2 x Ø200 mm
<ul style="list-style-type: none"> <li>• DG ECO PLUS 71PH</li> <li>• ADG ECO PLUS 85PH</li> </ul>	-	-	-
<ul style="list-style-type: none"> <li>• ADG ECO PLUS 100PH</li> </ul>	-	-	-
<ul style="list-style-type: none"> <li>• ADG ECO PLUS 140PH</li> <li>• ADG ECO PLUS 160PH</li> </ul>	-	-	-



**SINGLE PLENUM  
IN SINTERED POLYSTYRENE  
"MINI EOLO"**

	CODE	FRONT COLLAR INCLUDED	SIDE COLLAR INCLUDED
		N° COLLARS / Ø mm	N° COLLARS / Ø mm
<ul style="list-style-type: none"> <li>• 300-S/HE DF 3028 M2</li> </ul>	PWD400058	4 Ø125-150	2 Ø 200
<ul style="list-style-type: none"> <li>• 300-S/HE DF 3053 M2</li> </ul>	-	-	-
<ul style="list-style-type: none"> <li>• 300-S/HE DF 3035 M2</li> </ul>	PWD400167	4 Ø 125-150	2 Ø 200
<ul style="list-style-type: none"> <li>• 242-S/HE D 2035 M1</li> </ul>		3 Ø 125-150	2 Ø 200
<ul style="list-style-type: none"> <li>• 242-S/HE D 2050 M1</li> <li>• 300-S/HE DF 3053 M3</li> <li>• 333-S DVL 3045/3056 M2</li> <li>• 242-S D 2050 M2</li> </ul>	-	-	-
<ul style="list-style-type: none"> <li>• 242-S/HE D 2071 M1</li> </ul>	-	-	-
<ul style="list-style-type: none"> <li>• 242-S/HE D 2100 M1</li> </ul>	-	-	-
<ul style="list-style-type: none"> <li>• 300-S/HE DF 3028 M3</li> <li>• 300-S/HE DF 3035 M3</li> <li>• 333-S DVL 3036 M2</li> <li>• 242-S D 2035 M2</li> </ul>	PWD400292	3 Ø 125-150	2 Ø 200
<ul style="list-style-type: none"> <li>• 242-S DH2071M1</li> </ul>	-	-	-
<ul style="list-style-type: none"> <li>• 242-S DH2085M1</li> </ul>	-	-	-
<ul style="list-style-type: none"> <li>• 242-S D20125M1</li> </ul>	-	-	-

### SINGLE PLENUM IN SINTERED POLYSTYRENE "EOLO"

### SINGLE PLENUM IN INSULATED ELECTRO-GALVANIZED SHEET METAL

CODE	FRONT COLLAR INCLUDED	SIDE COLLAR INCLUDED	CODE	FRONT SPIGOTS INCLUDED*	SIDE SPIGOTS INCLUDED*	COLLAR TO BE ORDERED EXTRA*
	N° COLLARS / Ø mm	N° COLLARS / Ø mm		N° SPIGOTS / Ø mm	N° SPIGOTS / Ø mm	MODEL
PWD400268	3 x Ø150-200 mm	2 x Ø200 mm	PWD400243	3 x Ø150 mm	2 x Ø150 mm	A1
PWD400101	4 x Ø150-200 mm	2 x Ø200 mm	PWD400095	4 x Ø150 mm	2 x Ø150 mm	A1
-	-	-	PWD400352	3 x Ø200 mm	2 x Ø200 mm	B2
PWD400268	3 x Ø150-200 mm	2 x Ø200 mm	PWD400243	3 x Ø150 mm	2 x Ø150 mm	A1
PWD400415	4 x Ø150-200 mm	2 x Ø200 mm	PWD400413	3 x Ø200 mm	2 x Ø200 mm	B2
PWD400416	5 x Ø150-200 mm	2 x Ø200 mm	PWD400414	5 x Ø200 mm	2 x Ø200 mm	B2
-	-	-	PWD400465	5 x Ø200 mm	2 x Ø200 mm	B2

### SINGLE PLENUM IN SINTERED POLYSTYRENE "EOLO"

### SINGLE PLENUM IN INSULATED ELECTRO-GALVANIZED SHEET METAL

CODE	FRONT COLLAR INCLUDED	SIDE COLLAR INCLUDED	CODE	FRONT SPIGOTS INCLUDED*	SIDE SPIGOTS INCLUDED*	COLLAR TO BE ORDERED EXTRA*
	N° COLLARS / Ø mm	N° COLLARS / Ø mm		N° SPIGOTS / Ø mm	N° SPIGOTS / Ø mm	MODEL
-	-	-	11162072	3 Ø 150	2 Ø 150	A1
PL11165111	4 Ø 150-200	2 Ø 200	11165111	4 Ø 150	2 Ø 150	A1
PWD400173	3 Ø 150-200	2 Ø 200	PWD400185	3 Ø 150	2 Ø 150	A1
PWD400100	3 Ø 150-200	2 Ø 200	PWD400094	3 Ø 150	2 Ø 150	E5
PWD400101	4 Ø 150-200	2 Ø 200	PWD400095	4 Ø 150	2 Ø 150	A1
PWD400102	5 Ø 150-200	2 Ø 200	PWD400096	6 Ø 150	2 Ø 150	E5
PWD400103	3 Ø 150-200	2 Ø 200	PWD400097	3 Ø 200	2 Ø 200	B2
PWD400268	3 Ø 150-200	2 Ø 200	PWD400243	3 Ø 150	2 Ø 150	A1
-	-	-	PWD400352	3 Ø 200	2 Ø 200	B2
-	-	-	PWD400352	3 Ø 200	2 Ø 200	B2
PWD400104	5 Ø 150-200	2 Ø 200	PWD400098	5 Ø 200	2 Ø 200	B2



**SINGLE PLENUM  
IN SINTERED POLYSTYRENE  
"MINI EOLO"**

	CODE	FRONT COLLAR INCLUDED	SIDE COLLAR INCLUDED
		N° COLLARS / Ø mm	N° COLLARS / Ø mm
• 333-S DVHP3036M1	-	-	-
• 333-S DVHP3045M1	-	-	-
• 333-S DVHP3056M1	-	-	-
• 333-S DVHP3071M1	-	-	-
• 242-S D2071M2	-	-	-
• 242-S D20100M2	-	-	-
• 242-S D20125M2	-	-	-



**SINGLE PLENUM  
IN SINTERED POLYSTYRENE  
"MINI EOLO"**

	CODE	FRONT COLLAR INCLUDED	SIDE COLLAR INCLUDED
		N° COLLARS / Ø mm	N° COLLARS / Ø mm
• DBIS 9 • DBIS 12	PWD400293	3 Ø 125-150	2 Ø 200
• DBIS 18	-	-	-
• DBIS 24	-	-	-
• DBIS 36	-	-	-
• DBIS 48	-	-	-
• DBIS 12 PLUS	-	3 Ø 125-150	2 Ø 200
• DBIS 18 PLUS	-	3 Ø 125-150	2 Ø 200



**SINGLE PLENUM  
IN SINTERED POLYSTYRENE  
"MINI EOLO"**

	CODE	FRONT COLLAR INCLUDED	SIDE COLLAR INCLUDED
		N° COLLARS / Ø mm	N° COLLARS / Ø mm
• HUCU-ZAL 350	PWD400063	3 Ø 125-150	2 Ø 200
• HUCU-ZAL 530	PWD400064	4 Ø 125-150	2 Ø 200
• HUCI-ZA 710	-	-	-
• HUCI-ZA 1080	-	-	-
• HUCI-ZA 1400	-	-	-

**SINGLE PLENUM  
IN SINTERED POLYSTYRENE  
"EOLO"**

**SINGLE PLENUM IN  
INSULATED ELECTRO-GALVANIZED  
SHEET METAL**

CODE	FRONT COLLAR INCLUDED	SIDE COLLAR INCLUDED	CODE	FRONT SPIGOTS INCLUDED*	SIDE SPIGOTS INCLUDED*	COLLAR TO BE ORDERED EXTRA*
	N° COLLARS / Ø mm	N° COLLARS / Ø mm		N° SPIGOTS / Ø mm	N° SPIGOTS / Ø mm	MODEL
PWD400405	2 Ø150-200	2 Ø 200	PWD400404	2 Ø 200	2 Ø 200	B2
PWD400407	3 Ø150-200	2 Ø 200	PWD400406	3 Ø 200	2 Ø 200	B2
PWD400415	4 Ø 150- 200	2 Ø 200	PWD400413	3 Ø 200	2 Ø 200	B2
PWD400416	5 Ø 150-200	2 Ø 200	PWD400414	5 Ø 200	2 Ø 200	B2

**SINGLE PLENUM  
IN SINTERED POLYSTYRENE  
"EOLO"**

**SINGLE PLENUM IN  
INSULATED ELECTRO-GALVANIZED  
SHEET METAL**

CODE	FRONT COLLAR INCLUDED	SIDE COLLAR INCLUDED	CODE	FRONT SPIGOTS INCLUDED*	SIDE SPIGOTS INCLUDED*	COLLAR TO BE ORDERED EXTRA*
	N° COLLARS / Ø mm	N° COLLARS / Ø mm		N° SPIGOTS / Ø mm	N° SPIGOTS / Ø mm	MODEL
PWD400269	2 Ø 150-200	2 Ø 200	PWD400244	3 Ø 150	2 Ø 150	A1
PWD400270	4 Ø 150-200	2 Ø 200	PWD400245	4 Ø 150	2 Ø 150	A1
PWD400358	5 Ø 150-200	2 Ø 200	PWD400355	5 Ø 150	2 Ø 150	A1
-	5 Ø 150-200	2 Ø 200	PWD400356	5 Ø 150	2 Ø 150	A1
-	5 Ø 150-200	2 Ø 200	PWD400356	5 Ø 150	2 Ø 150	A1
-	2 Ø 150-200	2 Ø 200	PWD400357	2 Ø 150	2 Ø 150	A1
-	2 Ø 150-200	2 Ø 200	PWD400357	2 Ø 150	2 Ø 150	A1

**SINGLE PLENUM  
IN SINTERED POLYSTYRENE  
"EOLO"**

**SINGLE PLENUM IN  
INSULATED ELECTRO-GALVANIZED  
SHEET METAL**

CODE	FRONT COLLAR INCLUDED	SIDE COLLAR INCLUDED	CODE	FRONT SPIGOTS INCLUDED*	SIDE SPIGOTS INCLUDED*	COLLAR TO BE ORDERED EXTRA*
	N° COLLARS / Ø mm	N° COLLARS / Ø mm		N° SPIGOTS / Ø mm	N° SPIGOTS / Ø mm	MODEL
PWD400027	3 Ø 150-200	2 Ø 200	PWD400005	2 Ø 150	2 Ø 150	A1
PWD400023	3 Ø 150-200	2 Ø 200	PWD400007	3 Ø 150	2 Ø 150	A1
PWD400024	4 Ø 150-200	2 Ø 200	PWD400009	4 Ø 150	2 Ø 150	A1
PWD400025	5 Ø 150-200	2 Ø 200	PWD400011	6 Ø 150	2 Ø 150	A1
-	4 Ø 150-200	2 Ø 200	PWD400012	4 Ø 200	2 Ø 200	B2



**SINGLE PLENUM  
IN SINTERED POLYSTYRENE  
"MINI EOLO"**

	CODE	FRONT COLLAR INCLUDED	SIDE COLLAR INCLUDED
		N° COLLARS / Ø mm	N° COLLARS / Ø mm
• DI-M 12	PWD400061	3 Ø 125-150	2 Ø 200
• DI-M 18	-	-	-
• DI-M 24	PWD400062	4 Ø 125-150	2 Ø 200
• DI-M 50/60	-	-	-
• DI-H 18	-	-	-
• DI-H 24	-	-	-
• DI-C 12	-	-	-
• DI-C 18	-	-	-
• DI-C 24	-	-	-
• DI-C 36	-	-	-
• DI-C 48/60	-	-	-
• DI-M 09S/12S • PRK-DI- 09E/12E	PWD400293	3 Ø 125-150	2 Ø 200
• DI-M 18S • PRK-DI- 18E	-	-	-
• DI-M 24S • PRK-DI- 24E	-	-	-
• PRK-VDI-E 12/18	PWD402490	3 Ø125-150	2 Ø 200
• PRK-VDI-E 24	-	-	-



**SINGLE PLENUM  
IN SINTERED POLYSTYRENE  
"MINI EOLO"**

	CODE	FRONT COLLAR INCLUDED	SIDE COLLAR INCLUDED
		N° COLLARS / Ø mm	N° COLLARS / Ø mm
• SDH1-035 MNDI	PWD400292	3 x Ø125-150 mm	2 x Ø200 mm



**SINGLE PLENUM  
IN SINTERED POLYSTYRENE  
"MINI EOLO"**

	CODE	FRONT COLLAR INCLUDED	SIDE COLLAR INCLUDED
		N° COLLARS / Ø mm	N° COLLARS / Ø mm
• CRSL-ECM 13 **with delivery flange FMD-C SL1 • CRSL-ECM 14 **with delivery flange FMD-C SL1 • CRSL 13 **with delivery flange FMD-C SL1 • CRSL 14 **with delivery flange FMD-C SL1"	PWD400166	4 x Ø125-150 mm	2 x Ø200 mm
• CRSL-ECM 23 **with delivery flange FMD-C SL2 • CRSL-ECM 24 **with delivery flange FMD-C SL2 • CRSL 23 **with delivery flange FMD-C SL2 • CRSL 24 **with delivery flange FMD-C SL2	-	-	-
• CRSL-ECM 43 **with delivery flange FMD-C 8-9 • CRSL-ECM 44 **with delivery flange FMD-C 8-9 • CRSL 33 **with delivery flange FMD-C 8-9 • CRSL 34 ** with delivery flange FMD-C 8-9 • CRSL 43 **with delivery flange FMD-C 8-9 • CRSL 44 **with delivery flange FMD-C 8-9	-	-	-

**SINGLE PLENUM  
IN SINTERED POLYSTYRENE  
"EOLO"**

**SINGLE PLENUM IN  
INSULATED ELECTRO-GALVANIZED  
SHEET METAL**

CODE	FRONT COLLAR INCLUDED	SIDE COLLAR INCLUDED	CODE	FRONT SPIGOTS INCLUDED*	SIDE SPIGOTS INCLUDED*	COLLAR TO BE ORDERED EXTRA*
	N° COLLARS / Ø mm	N° COLLARS / Ø mm		N° SPIGOTS / Ø mm	N° SPIGOTS / Ø mm	MODEL
PL11162144	2 Ø 150-200	2 Ø 200	11162140	2 Ø 150	2 Ø 150	A1
			-	-	-	-
PL11162141	3 Ø 150-200	2 Ø 200	11162141	3 Ø 150	2 Ø 150	A1
	4 Ø 150-200	2 Ø 200	11162143	5 Ø 200	2 Ø 200	B2
-	4 Ø 150-200	2 Ø 200	11165132	4 Ø 150	2 Ø 150	A1
-	-	-	11165133	6 Ø 150	2 Ø 150	A1
-	-	-	-	-	-	-
-	-	-	-	-	-	-
-	-	-	PWD400179	3 Ø 200	2 Ø 200	B2
-	5 Ø 150-200	2 Ø 200	PWD400180	4 Ø 200	2 Ø 200	B2
-	-	-		2 Ø 200	2 Ø 200	B2
PWD400269	2 Ø 150-200	2 Ø 200	PWD400244	3 Ø 150	2 Ø 150	A1
PWD400270	4 Ø 150-200	2 Ø 200	PWD400245	4 Ø 150	2 Ø 150	A1
PWD400358	5 Ø 150-200	2 Ø 200	PWD400355	5 Ø 150	2 Ø 150	A1
PWD402506	2 Ø 150-200	2 Ø 200	PWD402466	3 DN 150	2 DN 150	A1
PWD402507	5 Ø 150-200	2 Ø 200	PWD402467	6 DN 150	2 DN 150	A1

**SINGLE PLENUM  
IN SINTERED POLYSTYRENE  
"EOLO"**

**SINGLE PLENUM IN  
INSULATED ELECTRO-GALVANIZED  
SHEET METAL**

CODE	FRONT COLLAR INCLUDED	SIDE COLLAR INCLUDED	CODE	FRONT SPIGOTS INCLUDED*	SIDE SPIGOTS INCLUDED*	COLLAR TO BE ORDERED EXTRA*
	N° COLLARS / Ø mm	N° COLLARS / Ø mm		N° SPIGOTS / Ø mm	N° SPIGOTS / Ø mm	MODEL
PWD400268	3 x Ø 150-200 mm	2 x Ø 200 mm	PWD400243	3 x Ø 150 mm	2 x Ø 150 mm	A1

**SINGLE PLENUM  
IN SINTERED POLYSTYRENE  
"EOLO"**

**SINGLE PLENUM IN  
INSULATED ELECTRO-GALVANIZED  
SHEET METAL**

CODE	FRONT COLLAR INCLUDED	SIDE COLLAR INCLUDED	CODE	FRONT SPIGOTS INCLUDED*	SIDE SPIGOTS INCLUDED*	COLLAR TO BE ORDERED EXTRA*
	N° COLLARS / Ø mm	N° COLLARS / Ø mm		N° SPIGOTS / Ø mm	N° SPIGOTS / Ø mm	MODEL
PWD400170	3 x Ø 150-200 mm	2 x Ø 200 mm	PWD400182	3 x Ø 150 mm	2 x Ø 150 mm	A1
PWD400171	4 x Ø 150-200 mm	2 x Ø 200 mm	PWD400183	4 x Ø 150 mm	2 x Ø 150 mm	A1
PWD400172	5 x Ø 150-200 mm	2 x Ø 200 mm	PWD400184	5 x Ø 150 mm	2 x Ø 150 mm	A1

# Hisense

## SINGLE PLENUM IN SINTERED POLYSTYRENE "MINI EOLO"

CODE	FRONT COLLAR INCLUDED	SIDE COLLAR INCLUDED	
	N° COLLARS / Ø mm	N° COLLARS / Ø mm	
• ADT26UX4RBL8 • ADT35UX4RBL8	PWD400122	4 x Ø125-150 mm	2 x Ø200 mm
• ADT52UX4RCL8	-	-	-
• AUD105UX4REH8 • AUD125UX4REH8 • AUD140UX4REH8	-	-	-
• AUD175UX4RHH5	-	-	-
• AUD71UX4RFM8	-	-	-

# EMMETI

## SINGLE PLENUM IN SINTERED POLYSTYRENE "MINI EOLO"

CODE	FRONT COLLAR INCLUDED	SIDE COLLAR INCLUDED	
	N° COLLARS / Ø mm	N° COLLARS / Ø mm	
• EIDH S 1214	PWD400068	4 Ø 125-150	2 Ø 200
• EIDH S 1814/2414	-	-	-
• X-REVO-D 0919/1219	-	-	-
• X-REVO-D 1819	-	-	-

# UNICAL

## SINGLE PLENUM IN SINTERED POLYSTYRENE "MINI EOLO"

CODE	FRONT COLLAR INCLUDED	SIDE COLLAR INCLUDED	
	N° COLLARS / Ø mm	N° COLLARS / Ø mm	
• CN 11 18HI • CNKM 18HI	PWD400064	4 x Ø125-150 mm	2 x Ø200 mm
• CN 11 24HI	-	-	-
• CN 11 36HI	-	-	-
• CN 11 48HI • CN 11 60HI	-	-	-
• KMCN 12HI	PWD400063	3 x Ø125-150 mm	2 x Ø200 mm

### SINGLE PLENUM IN SINTERED POLYSTYRENE "EOLO"

### SINGLE PLENUM IN INSULATED ELECTRO-GALVANIZED SHEET METAL

CODE	FRONT COLLAR INCLUDED	SIDE COLLAR INCLUDED	CODE	FRONT SPIGOTS INCLUDED*	SIDE SPIGOTS INCLUDED*	COLLAR TO BE ORDERED EXTRA*
	N° COLLARS / Ø mm	N° COLLARS / Ø mm		N° SPIGOTS / Ø mm	N° SPIGOTS / Ø mm	MODEL
PWD400136	3 x Ø150-200 mm	2 x Ø200 mm	PWD400155	3 x Ø150 mm	2 x Ø150 mm	A1
PWD400137	4 x Ø150-200 mm	2 x Ø200 mm	PWD400198	4 x Ø150 mm	2 x Ø150 mm	A1
-	-	-	PWD400156	5 x Ø150 mm	2 x Ø150 mm	A1
			PWD402472	7 x Ø150 mm	2 x Ø150 mm	A1
			PWD402556	5 x Ø200 mm	2 x Ø200 mm	B2
PWD40021	5 x Ø150-200 mm	2 x Ø200 mm	PWD400003	5 x Ø200 mm	2 x Ø200 mm	B2
PWD402499	4 x Ø150-200 mm	2 x Ø200 mm	PWD402471	4 x Ø150 mm	2 x Ø150 mm	A1

### SINGLE PLENUM IN SINTERED POLYSTYRENE "EOLO"

### SINGLE PLENUM IN INSULATED ELECTRO-GALVANIZED SHEET METAL

CODE	FRONT COLLAR INCLUDED	SIDE COLLAR INCLUDED	CODE	FRONT SPIGOTS INCLUDED*	SIDE SPIGOTS INCLUDED*	COLLAR TO BE ORDERED EXTRA*
	N° COLLARS / Ø mm	N° COLLARS / Ø mm		N° SPIGOTS / Ø mm	N° SPIGOTS / Ø mm	MODEL
PL11165110	3 Ø 150-200	2 Ø 200	11165110	3 Ø 150	2 Ø 150	A1
PL11165112	4 Ø 150-200	2 Ø 200	11165112	5 Ø 150	2 Ø 150	A1
PWD400136	3 Ø 150-200	2 Ø200	PWD400155	3 Ø 150	2 Ø 150	A1
PWD400137	4 Ø 150-200	2 Ø200	PWD400156	5 Ø 150	2 Ø 150	A1

### SINGLE PLENUM IN SINTERED POLYSTYRENE "EOLO"

### SINGLE PLENUM IN INSULATED ELECTRO-GALVANIZED SHEET METAL

CODE	FRONT COLLAR INCLUDED	SIDE COLLAR INCLUDED	CODE	FRONT SPIGOTS INCLUDED*	SIDE SPIGOTS INCLUDED*	COLLAR TO BE ORDERED EXTRA*
	N° COLLARS / Ø mm	N° COLLARS / Ø mm		N° SPIGOTS / Ø mm	N° SPIGOTS / Ø mm	MODEL
PWD400023	3 x Ø150-200 mm	2 x Ø200 mm	PWD400007	3 x Ø150 mm	2 x Ø150 mm	A1
PWD400024	4 x Ø150-200 mm	2 x Ø200 mm	PWD400009	4 x Ø150 mm	2 x Ø150 mm	A1
PWD400025	5 x Ø150-200 mm	2 x Ø200 mm	PWD400011	6 x Ø150 mm	2 x Ø150 mm	A1
-	-	-	PWD400012	4 x Ø200 mm	2 x Ø200 mm	B2
PWD400022	2 x Ø150-200 mm	2 x Ø200 mm	PWD400005	2 x Ø150 mm	2 x Ø150 mm	A1



**SINGLE PLENUM  
IN SINTERED POLYSTYRENE  
"MINI EOLO"**

	CODE	FRONT COLLAR INCLUDED	SIDE COLLAR INCLUDED
		N° COLLARS / Ø mm	N° COLLARS / Ø mm
• ITZI-25-R32 • ITZI-35-R32	PWD400063	3 x Ø125-150 mm	2 x Ø200 mm
• ITZI-53-R32	PWD400064	4 x Ø125-150 mm	2 x Ø200 mm
• ITZ-70-R32	-	-	-
• ITZ-88-R32 • ITZ-105-R32	-	-	-
• ITZ-120-R32 • ITZ-140-R32 • ITZ-160-R32	-	-	-



**SINGLE PLENUM  
IN SINTERED POLYSTYRENE  
"MINI EOLO"**

	CODE	FRONT COLLAR INCLUDED	SIDE COLLAR INCLUDED
		N° COLLARS / Ø mm	N° COLLARS / Ø mm
• RZ2GND35 • RZ2GND50	PWD402488	3 x Ø125-150 mm	2 x Ø200 mm
• RZ2GND70	-	-	-
• RZ2GND100 • RZ2GND140 • RZ2GND160	-	-	-
• LSGND25-XM • LSGND35-XM	PWD402552	3 x Ø125-150 mm	2 x Ø200 mm
• LSGND50-XM	-	-	-
• IQD 30	PWD402481	3 x Ø125-150 mm	2 x Ø200 mm
• IQD 50	PWD402482	4 x Ø125-150 mm	2 x Ø200 mm
• IQD 60	PWD402483	4 x Ø125-150 mm	2 x Ø200 mm
• IQD 80	-	-	-
• IQD 110	-	-	-



**SINGLE PLENUM  
IN SINTERED POLYSTYRENE  
"MINI EOLO"**

	CODE	FRONT COLLAR INCLUDED	SIDE COLLAR INCLUDED
		N° COLLARS / Ø mm	N° COLLARS / Ø mm
• ASD-BI2 12	PWD400292	3 Ø 125-150	2 Ø 200
• ASD-BI2 18	-	-	-
• ASD-BI2 24	-	-	-
• ASD-BI2 36	-	-	-
• ASD-BI2 42/48	-	-	-

SINGLE PLENUM IN SINTERED POLYSTYRENE "EOLO"			SINGLE PLENUM IN INSULATED ELECTRO-GALVANIZED SHEET METAL			
CODE	FRONT COLLAR INCLUDED	SIDE COLLAR INCLUDED	CODE	FRONT SPIGOTS INCLUDED*	SIDE SPIGOTS INCLUDED*	COLLAR TO BE ORDERED EXTRA*
	N° COLLARS / Ø mm	N° COLLARS / Ø mm		N° SPIGOTS / Ø mm	N° SPIGOTS / Ø mm	MODEL
PWD400022	2 x Ø150-200 mm	2 x Ø200 mm	PWD400005	2 x Ø150 mm	2 x Ø150 mm	A1
PWD400027	3 x Ø150-200 mm	2 x Ø200 mm				
PWD400023	3 x Ø150-200 mm	2 x Ø200 mm	PWD400007	3 x Ø150 mm	2 x Ø150 mm	A1
PWD400024	4 x Ø150-200 mm	2 x Ø200 mm	PWD400009	4 x Ø150 mm	2 x Ø150 mm	A1
PWD400025	5 x Ø150-200 mm	2 x Ø200 mm	PWD400011	6 x Ø150 mm	2 x Ø150 mm	A1
-	-	-	PWD400012	4 x Ø200 mm	2 x Ø200 mm	B2

SINGLE PLENUM IN SINTERED POLYSTYRENE "EOLO"			SINGLE PLENUM IN INSULATED ELECTRO-GALVANIZED SHEET METAL			
CODE	FRONT COLLAR INCLUDED	SIDE COLLAR INCLUDED	CODE	FRONT SPIGOTS INCLUDED*	SIDE SPIGOTS INCLUDED*	COLLAR TO BE ORDERED EXTRA*
	N° COLLARS / Ø mm	N° COLLARS / Ø mm		N° SPIGOTS / Ø mm	N° SPIGOTS / Ø mm	MODEL
PWD402503	2 x Ø150-200 mm	2 x Ø200 mm	PWD402457	2 x Ø150 mm	2 x Ø150 mm	A1
PWD400378	4 x Ø150-200 mm	2 x Ø200 mm	PWD400374	4 x Ø150 mm	2 x Ø150 mm	A1
PWD400379	5 x Ø150-200 mm	2 x Ø200 mm	PWD400375	6 x Ø150 mm	2 x Ø150 mm	A1
PWD402550	3 x Ø150-200 mm	2 x Ø200 mm	PWD402548	3 x Ø150 mm	2 x Ø150 mm	A1
PWD402551	4 x Ø150-200 mm	2 x Ø200 mm	PWD402549	4 x Ø150 mm	2 x Ø150 mm	A1
PWD402491	3 x Ø150-200 mm	2 x Ø200 mm	PWD402442	3 x Ø150 mm	2 x Ø150 mm	A1
PWD402492	3 x Ø150-200 mm	2 x Ø200 mm	PWD402443	3 x Ø150 mm	2 x Ø150 mm	A1
PWD402493	3 x Ø150-200 mm	2 x Ø200 mm	PWD402444	4 x Ø150 mm	2 x Ø150 mm	A1
PWD402494	5 x Ø150-200 mm	2 x Ø200 mm	PWD402445	6 x Ø150 mm	2 x Ø150 mm	A1
-	-	-	PWD402446	8 x Ø150 mm	2 x Ø150 mm	A1

SINGLE PLENUM IN SINTERED POLYSTYRENE "EOLO"			SINGLE PLENUM IN INSULATED ELECTRO-GALVANIZED SHEET METAL			
CODE	FRONT COLLAR INCLUDED	SIDE COLLAR INCLUDED	CODE	FRONT SPIGOTS INCLUDED*	SIDE SPIGOTS INCLUDED*	COLLAR TO BE ORDERED EXTRA*
	N° COLLARS / Ø mm	N° COLLARS / Ø mm		N° SPIGOTS / Ø mm	N° SPIGOTS / Ø mm	MODEL
PWD400268	3 Ø150-200	2 Ø 200	PWD400243	3 Ø150	2 Ø150	A1
PWD400101	4 Ø150-200	2 Ø 200	PWD400095	4 Ø150	2 Ø150	A1
PWD400415	4 Ø150-200	2 Ø 200	PWD400413	3 Ø200	2 Ø200	B2
PWD400416	4 Ø150-200	2 Ø 200	PWD400414	5 Ø200	2 Ø200	B2
-	4 Ø150-200	2 Ø 200	PWD400465	5 Ø200	2 Ø200	B2

CLIMAVENETA	SINGLE PLENUM IN SINTERED POLYSTYRENE "MINI EOLO"		
	CODE	FRONT COLLAR INCLUDED	SIDE COLLAR INCLUDED
		N° COLLARS / Ø mm	N° COLLARS / Ø mm
<ul style="list-style-type: none"> <li>• a-HWD2 / i-HDW2 102/104</li> <li>• a-HWD2 / i-HDW2 202/204</li> <li>• a-HWD2 / i-HDW2 302</li> </ul>	-	-	-
<ul style="list-style-type: none"> <li>• a-HWD2 / i-HDW2 402/404</li> <li>• a-HWD2 / i-HDW2 502/504</li> <li>• a-HWD2 / i-HDW2 602</li> </ul>	-	-	-
<ul style="list-style-type: none"> <li>• a-HWD2 / i-HDW2 702/704</li> <li>• a-HWD2 / i-HDW2 802/804</li> <li>• a-HWD2 / i-HDW2 902</li> </ul>	-	-	-

VAILLANT	SINGLE PLENUM IN SINTERED POLYSTYRENE "MINI EOLO"		
	CODE	FRONT COLLAR INCLUDED	SIDE COLLAR INCLUDED
		N° COLLARS / Ø mm	N° COLLARS / Ø mm
• VAM1-035 DNI	PWD400292	3 x Ø125-150 mm	2 x Ø200 mm
• VA 1 - DN 020	-	-	-
• VA 1 - DN 040	PWD400451	4 x Ø125-150 mm	2 x Ø200 mm
• VA 1 - DN 060	-	-	-
• VA 1 - DN 090	-	-	-
• VA 1 - DN 110	-	-	-

MAXA	SINGLE PLENUM IN SINTERED POLYSTYRENE "MINI EOLO"		
	CODE	FRONT COLLAR INCLUDED	SIDE COLLAR INCLUDED
		N° COLLARS / Ø mm	N° COLLARS / Ø mm
<ul style="list-style-type: none"> <li>• DUCT26R2</li> <li>• DUCT35R2</li> </ul>	PWD400063	3 x Ø125-150 mm	2 x Ø200 mm
• DUCT53R2	PWD402521	3 x Ø125-150 mm	2 x Ø200 mm
• DUCT71R2	-	-	-
<ul style="list-style-type: none"> <li>• DUCT105R2</li> <li>• DUCT130R2</li> </ul>	-	-	-
• DUCT176R2	-	-	-

SINGLE PLENUM IN SINTERED POLYSTYRENE "EOLO"				SINGLE PLENUM IN INSULATED ELECTRO-GALVANIZED SHEET METAL			
CODE	FRONT COLLAR INCLUDED	SIDE COLLAR INCLUDED	CODE	FRONT SPIGOTS INCLUDED*	SIDE SPIGOTS INCLUDED*	COLLAR TO BE ORDERED EXTRA*	
	N° COLLARS / Ø mm	N° COLLARS / Ø mm		N° SPIGOTS / Ø mm	N° SPIGOTS / Ø mm	MODEL	
-	-	-	PWD400432	3 Ø200	2 Ø200	B2	
PWD400455	5 Ø150-200	2 Ø 200	PWD400433	5 Ø200	2 Ø200	B2	
-	-	-	PWD400434	6 Ø200	2 Ø200	B2	

SINGLE PLENUM IN SINTERED POLYSTYRENE "EOLO"				SINGLE PLENUM IN INSULATED ELECTRO-GALVANIZED SHEET METAL			
CODE	FRONT COLLAR INCLUDED	SIDE COLLAR INCLUDED	CODE	FRONT SPIGOTS INCLUDED*	SIDE SPIGOTS INCLUDED*	COLLAR TO BE ORDERED EXTRA*	
	N° COLLARS / Ø mm	N° COLLARS / Ø mm		N° SPIGOTS / Ø mm	N° SPIGOTS / Ø mm	MODEL	
PWD400268	3 x Ø150-200 mm	2 x Ø200 mm	PWD400243	3 x Ø150 mm	2 x Ø150 mm	A1	
PWD400464	2 x Ø150-200 mm	2 x Ø200 mm	PWD400440	2 x Ø150 mm	2 x Ø150 mm	A1	
PWD400452	3 x Ø150-200 mm	2 x Ø200 mm	PWD400427	3 x Ø150 mm	2 x Ø150 mm	A1	
PWD400453	4 x Ø150-200 mm	2 x Ø200 mm	PWD400428	5 x Ø150 mm	2 x Ø150 mm	A1	
-	-	-	PWD400441	7 x Ø150 mm	2 x Ø150 mm	A1	
-	-	-	PWD400430	8 x Ø150 mm	2 x Ø150 mm	A1	

SINGLE PLENUM IN SINTERED POLYSTYRENE "EOLO"				SINGLE PLENUM IN INSULATED ELECTRO-GALVANIZED SHEET METAL			
CODE	FRONT COLLAR INCLUDED	SIDE COLLAR INCLUDED	CODE	FRONT SPIGOTS INCLUDED*	SIDE SPIGOTS INCLUDED*	COLLAR TO BE ORDERED EXTRA*	
	N° COLLARS / Ø mm	N° COLLARS / Ø mm		N° SPIGOTS / Ø mm	N° SPIGOTS / Ø mm	MODEL	
PWD400022	2 x Ø150-200 mm	2 x Ø200 mm	PWD400005	2 x Ø150 mm	2 x Ø150 mm	A1	
PWD400027	3 x Ø150-200 mm	2 x Ø200 mm					
-	-	-	PWD402517	3 x Ø150 mm	2 x Ø150 mm	A1	
PWD402522	4 x Ø150-200 mm	2 x Ø200 mm	PWD402518	4 x Ø150 mm	2 x Ø150 mm	A1	
PWD402523	4 x Ø150-200 mm	2 x Ø200 mm	PWD402519	5 x Ø150 mm	2 x Ø150 mm	A1	
PWD402524	4 x Ø150-200 mm	2 x Ø200 mm	PWD402520	4 x Ø200 mm	2 x Ø200 mm	B2	

STELBI	SINGLE PLENUM IN SINTERED POLYSTYRENE "MINI EOLO"		
	CODE	FRONT COLLAR INCLUDED	SIDE COLLAR INCLUDED
		N° COLLARS / Ø mm	N° COLLARS / Ø mm
• M9ID 9 • M/C9ID 12	PWD400063	3 Ø125-150	2 Ø 200
• M/C9ID 18	PWD400064	4 Ø125-150	2 Ø 200
• C9ID 24	-	-	-
• C9ID 36	-	-	-
• C9ID 48 • C9ID 60	-	-	-

STORM	SINGLE PLENUM IN SINTERED POLYSTYRENE "MINI EOLO"		
	CODE	FRONT COLLAR INCLUDED	SIDE COLLAR INCLUDED
		N° COLLARS / Ø mm	N° COLLARS / Ø mm
• ST 17145 • ST 17146	PWD400167	4 x Ø125-150 mm	2 x Ø200 mm
• ST 17147	-	-	-
• ST 17151	PWD400292	3 x Ø125-150 mm	2 x Ø200 mm
• ST 17153	-	-	-
• ST 17155 • ST 17157	-	-	-
• ST 18012 • ST 18013	-	-	-

TOYOTOMI	SINGLE PLENUM IN SINTERED POLYSTYRENE "MINI EOLO"		
	CODE	FRONT COLLAR INCLUDED	SIDE COLLAR INCLUDED
		N° COLLARS / Ø mm	N° COLLARS / Ø mm
• DCT IUINVR32 12	PWD400292	3 Ø125-150	2 Ø 200
• DCT IUINVR32 18	-	-	-
• DCT IUINVR32 24	-	-	-
• DCT IUINVR32 36 • DCT IUINVR32 42	-	-	-
• DCT IUINVR32 48	-	-	-

**SINGLE PLENUM  
IN SINTERED POLYSTYRENE  
"EOLO"**

**SINGLE PLENUM IN  
INSULATED ELECTRO-GALVANIZED  
SHEET METAL**

CODE	FRONT COLLAR INCLUDED	SIDE COLLAR INCLUDED	CODE	FRONT SPIGOTS INCLUDED*	SIDE SPIGOTS INCLUDED*	COLLAR TO BE ORDERED EXTRA*
	N° COLLARS / Ø mm	N° COLLARS / Ø mm		N° SPIGOTS / Ø mm	N° SPIGOTS / Ø mm	MODEL
PWD400022	2 Ø150-200	2 Ø 200	PWD400005	2 Ø150	2 Ø150	A1
PWD400027	3 Ø150-200	2 Ø 200				
PWD400023	3 Ø150-200	2 Ø 200	PWD400007	3 Ø150	2 Ø150	A1
PWD400024	4 Ø150-200	2 Ø 200	PWD400009	4 Ø150	2 Ø150	A1
PWD400025	5 Ø150-200	2 Ø 200	PWD400011	6 Ø150	2 Ø150	A1
-	4 Ø150-200	2 Ø 200	PWD400012	4 Ø200	2 Ø200	B2

**SINGLE PLENUM  
IN SINTERED POLYSTYRENE  
"EOLO"**

**SINGLE PLENUM IN  
INSULATED ELECTRO-GALVANIZED  
SHEET METAL**

CODE	FRONT COLLAR INCLUDED	SIDE COLLAR INCLUDED	CODE	FRONT SPIGOTS INCLUDED*	SIDE SPIGOTS INCLUDED*	COLLAR TO BE ORDERED EXTRA*
	N° COLLARS / Ø mm	N° COLLARS / Ø mm		N° SPIGOTS / Ø mm	N° SPIGOTS / Ø mm	MODEL
PWD400173	3 x Ø150-200 mm	2 x Ø200 mm	PWD400185	3 x Ø150 mm	2 x Ø150 mm	A1
PL11165111	4 x Ø150-200 mm	2 x Ø200 mm	11165111	4 x Ø150 mm	2 x Ø150 mm	A1
PWD400268	3 x Ø150-200 mm	2 x Ø200 mm	PWD400243	3 x Ø150 mm	2 x Ø150 mm	A1
PWD400101	4 x Ø150-200 mm	2 x Ø200 mm	PWD400095	4 x Ø150 mm	2 x Ø150 mm	A1
PWD400102	5 x Ø150-200 mm	2 x Ø200 mm	PWD400096	6 x Ø150 mm	2 x Ø150 mm	A1
-	-	-	PWD400352	3 x Ø200 mm	2 x Ø200 mm	B2

**SINGLE PLENUM  
IN SINTERED POLYSTYRENE  
"EOLO"**

**SINGLE PLENUM IN  
INSULATED ELECTRO-GALVANIZED  
SHEET METAL**

CODE	FRONT COLLAR INCLUDED	SIDE COLLAR INCLUDED	CODE	FRONT SPIGOTS INCLUDED*	SIDE SPIGOTS INCLUDED*	COLLAR TO BE ORDERED EXTRA*
	N° COLLARS / Ø mm	N° COLLARS / Ø mm		N° SPIGOTS / Ø mm	N° SPIGOTS / Ø mm	MODEL
PWD400268	3 Ø150-200	2 Ø 200	PWD400243	3 Ø150	2 Ø150	A1
PWD400101	4 Ø150-200	2 Ø 200	PWD400095	4 Ø150	2 Ø150	A1
PWD400415	4 Ø150-200	2 Ø 200	PWD400413	3 Ø 200	2 Ø 200	B2
PWD400416	5 Ø150-200	2 Ø 200	PWD400414	5 Ø 200	2 Ø 200	B2
-	5 Ø150-200	2 Ø 200	PWD400465	5 Ø 200	2 Ø 200	B2



**SINGLE PLENUM  
IN SINTERED POLYSTYRENE  
"MINI EOLO"**

	CODE	FRONT COLLAR INCLUDED	SIDE COLLAR INCLUDED
		N° COLLARS / Ø mm	N° COLLARS / Ø mm
• MN DW1 24	PWD400062	4 Ø125-150	2 Ø 200
• MN DW1 30/36	-	-	-
• MN42D3W1 42/48 /55	-	-	-
• MN DW1 09/12	PWD402486	3 Ø125-150	2 Ø 200
• MN DW2 18	PWD402487	4 Ø125-150	2 Ø 200



**SINGLE PLENUM  
IN SINTERED POLYSTYRENE  
"MINI EOLO"**

	CODE	FRONT COLLAR INCLUDED	SIDE COLLAR INCLUDED
		N° COLLARS / Ø mm	N° COLLARS / Ø mm
• ALMD-H /NDR3HM2A 12/18	PWD402488	3 Ø125-150	2 Ø 200
• ALMD-H /NDR3HM2 18 - 24 - 30	-	-	-
• ALMD-H /NDR3HA 36 - 42 - 48 - 60	-	-	-

**NEW**



**SINGLE PLENUM  
IN SINTERED POLYSTYRENE  
"MINI EOLO"**

	CODE	FRONT COLLAR INCLUDED	SIDE COLLAR INCLUDED
		N° COLLARS / Ø mm	N° COLLARS / Ø mm
• CL5000iM D 21 E • CL5000iM D 26 E • CL5000iU D 35 E	PWD400063	3 x Ø125-150 mm	2 x Ø200 mm
• CL5000iU D 53 E	PWD400064	4 x Ø125-150 mm	2 x Ø200 mm
• CL5000iU D 70 E	-	-	-
• CL5000iL D 88 E • CL5000iL D 105 E	-	-	-
• CL5000iL D 125 E • CL5000iL D 140 E • CL5000iL D 160 E	-	-	-

**SINGLE PLENUM  
IN SINTERED POLYSTYRENE  
"EOLO"**

**SINGLE PLENUM IN  
INSULATED ELECTRO-GALVANIZED  
SHEET METAL**

CODE	FRONT COLLAR INCLUDED	SIDE COLLAR INCLUDED	CODE	FRONT SPIGOTS INCLUDED*	SIDE SPIGOTS INCLUDED*	COLLAR TO BE ORDERED EXTRA*
	N° COLLARS / Ø mm	N° COLLARS / Ø mm		N° SPIGOTS / Ø mm	N° SPIGOTS / Ø mm	MODEL
PL11162141	3 Ø150-200	2 Ø 200	11162141	3 DN 150	2 DN 150	A1
PWD402500	4 Ø150-200	2 Ø 200	PWD402453	4 DN 200	2 DN 200	B2
-	-	-	PWD402454	5 DN 200	2 DN 200	B2
PWD402501	2 Ø150-200	2 Ø 200	PWD402455	3 DN 150	2 DN 150	A1
PWD402502	3 Ø150-200	2 Ø 200	PWD402456	4 DN 150	2 DN 150	A1

**SINGLE PLENUM  
IN SINTERED POLYSTYRENE  
"EOLO"**

**SINGLE PLENUM IN  
INSULATED ELECTRO-GALVANIZED  
SHEET METAL**

CODE	FRONT COLLAR INCLUDED	SIDE COLLAR INCLUDED	CODE	FRONT SPIGOTS INCLUDED*	SIDE SPIGOTS INCLUDED*	COLLAR TO BE ORDERED EXTRA*
	N° COLLARS / Ø mm	N° COLLARS / Ø mm		N° SPIGOTS / Ø mm	N° SPIGOTS / Ø mm	MODEL
PWD402503	2 Ø150-200	2 Ø 200	PWD402457	2 DN 150	2 DN 150	A1
PWD400378	4 Ø150-200	2 Ø 200	PWD400374	4 DN 150	2 DN 150	A1
PWD400379	5 Ø150-200	2 Ø 200	PWD400375	6 DN 150	2 DN 150	A1

**SINGLE PLENUM  
IN SINTERED POLYSTYRENE  
"EOLO"**

**SINGLE PLENUM IN  
INSULATED ELECTRO-GALVANIZED  
SHEET METAL**

CODE	FRONT COLLAR INCLUDED	SIDE COLLAR INCLUDED	CODE	FRONT SPIGOTS INCLUDED*	SIDE SPIGOTS INCLUDED*	COLLAR TO BE ORDERED EXTRA*
	N° COLLARS / Ø mm	N° COLLARS / Ø mm		N° SPIGOTS / Ø mm	N° SPIGOTS / Ø mm	MODEL
PWD400027	3 x Ø150-200 mm	2 x Ø200 mm	PWD400005	2 x Ø150 mm	2 x Ø150 mm	A1
PWD400023	3 x Ø150-200 mm	2 x Ø200 mm	PWD400007	3 x Ø150 mm	2 x Ø150 mm	A1
PWD400024	4 x Ø150-200 mm	2 x Ø200 mm	PWD400009	4 x Ø150 mm	2 x Ø150 mm	A1
PWD400025	5 x Ø150-200 mm	2 x Ø200 mm	PWD400011	6 x Ø150 mm	2 x Ø150 mm	A1
-	-	-	PWD400012	4 x Ø200 mm	2 x Ø200 mm	B2

**NEW**

# FERROLI

## SINGLE PLENUM IN SINTERED POLYSTYRENE "MINI EOLO"

	CODE	FRONT COLLAR INCLUDED	SIDE COLLAR INCLUDED
		N° COLLARS / Ø mm	N° COLLARS / Ø mm
• GIADA-C DUCT 12	PWD400063	3 x Ø125-150 mm	2 x Ø200 mm
• GIADA-C DUCT 18	PWD402521	3 x Ø125-150 mm	2 x Ø200 mm
• GIADA-C DUCT 24 • GIADA-C DUCT 30	-	-	-
• GIADA-C DUCT 36 • GIADA-C DUCT 36T • GIADA-C DUCT 38 • GIADA-C DUCT 38T	-	-	-
• GIADA-C DUCT 55T	-	-	-

**NEW**

# IMMERGAS

## SINGLE PLENUM IN SINTERED POLYSTYRENE "MINI EOLO"

	CODE	FRONT COLLAR INCLUDED	SIDE COLLAR INCLUDED
		N° COLLARS / Ø mm	N° COLLARS / Ø mm
• UI DUCT 9 • UI DUCT 12	PWD400063	3 x Ø125-150 mm	2 x Ø200 mm
• UI DUCT 18	PWD402521	3 x Ø125-150 mm	2 x Ø200 mm

**NEW**

# RIELLO

## SINGLE PLENUM IN SINTERED POLYSTYRENE "MINI EOLO"

	CODE	FRONT COLLAR INCLUDED	SIDE COLLAR INCLUDED
		N° COLLARS / Ø mm	N° COLLARS / Ø mm
• AMD 35 PA	PWD400089	4 x Ø125-150 mm	2 x Ø200 mm
• AMD 50 PA • AMD 70 PA	-	-	-
• AMD 70 PB	-	-	-
• AMD 100 PB • AMD 125 PB • AMD 140 PB	-	-	-

**SINGLE PLENUM  
IN SINTERED POLYSTYRENE  
"EOLO"**

**SINGLE PLENUM IN  
INSULATED ELECTRO-GALVANIZED  
SHEET METAL**

CODE	FRONT COLLAR INCLUDED	SIDE COLLAR INCLUDED	CODE	FRONT SPIGOTS INCLUDED*	SIDE SPIGOTS INCLUDED*	COLLAR TO BE ORDERED EXTRA*
	N° COLLARS / Ø mm	N° COLLARS / Ø mm		N° SPIGOTS / Ø mm	N° SPIGOTS / Ø mm	MODEL
PWD400022	2 x Ø150-200 mm	2 x Ø200 mm	PWD400005	2 x Ø150 mm	2 x Ø150 mm	A1
PWD400027	3 x Ø150-200 mm	2 x Ø200 mm				
-	-	-	PWD402517	3 x Ø150 mm	2 x Ø150 mm	A1
PWD402522	4 x Ø150-200 mm	2 x Ø200 mm	PWD402518	4 x Ø150 mm	2 x Ø150 mm	A1
PWD402523	4 x Ø150-200 mm	2 x Ø200 mm	PWD402519	5 x Ø150 mm	2 x Ø150 mm	A1
PWD402524	4 x Ø150-200 mm	2 x Ø200 mm	PWD402520	4x Ø200 mm	2x Ø200 mm	B2

**SINGLE PLENUM  
IN SINTERED POLYSTYRENE  
"EOLO"**

**SINGLE PLENUM IN  
INSULATED ELECTRO-GALVANIZED  
SHEET METAL**

CODE	FRONT COLLAR INCLUDED	SIDE COLLAR INCLUDED	CODE	FRONT SPIGOTS INCLUDED*	SIDE SPIGOTS INCLUDED*	COLLAR TO BE ORDERED EXTRA*
	N° COLLARS / Ø mm	N° COLLARS / Ø mm		N° SPIGOTS / Ø mm	N° SPIGOTS / Ø mm	MODEL
PWD400027	3 x Ø150-200 mm	2 x Ø200 mm	PWD400005	2 x Ø150 mm	2 x Ø150 mm	A1
-	-	-	PWD402517	3 x Ø150 mm	2 x Ø150 mm	A1

**SINGLE PLENUM  
IN SINTERED POLYSTYRENE  
"EOLO"**

**SINGLE PLENUM IN  
INSULATED ELECTRO-GALVANIZED  
SHEET METAL**

CODE	FRONT COLLAR INCLUDED	SIDE COLLAR INCLUDED	CODE	FRONT SPIGOTS INCLUDED*	SIDE SPIGOTS INCLUDED*	COLLAR TO BE ORDERED EXTRA*
	N° COLLARS / Ø mm	N° COLLARS / Ø mm		N° SPIGOTS / Ø mm	N° SPIGOTS / Ø mm	MODEL
PWD400090	3 x Ø150-200 mm	2 x Ø200 mm	PWD400082	3 x Ø150 mm	2 x Ø150 mm	A1
PL11165112	4 x Ø150-200 mm	2 x Ø200 mm	11165112	5 x Ø150 mm	2 x Ø150 mm	A1
PWD400093	4 x Ø150-200 mm	2x Ø200 mm	PWD400085	5 x Ø150 mm	2 x Ø150 mm	A1
-	-	-	PWD400086	6 x Ø150 mm	2 x Ø150 mm	A1



## TELESCOPIC PLENUM FOR LOW-HEAD DUCTED UNITS

### TECHNICAL SPECIFICATIONS

- Plenum made of 0.8 mm thick electro-galvanised metal sheet
- Coated externally and internally with 10 mm thick aluminised insulation
- Minimum depth 250 - maximum 430 mm



## PLÉNUM TÉLESKOPIQUE POUR UNITÉS À GAINABLE À FAIBLE PRÉVALENCE

### CARACTÉRISTIQUES TECHNIQUES


- Plénum en tôle galvanisée électrolytique de 0,8 mm d'épaisseur
- Revêtu extérieurement et intérieurement d'une isolation aluminisée de 10 mm d'épaisseur
- Profondeur minimale 250 - maximum 430 mm




## TELESKOPISCHES PLENUM FÜR LEITUNGSEINHEITEN MIT NIEDRIGER FÖRDERHÖHE

### TECHNISCHE EIGENSCHAFTEN

- Plenum aus 0,8 mm starkem elektro-galvanisiertem Blech
- Außen- und Innenbeschichtung mit 10 mm starker aluminisierter Dämmung
- Tiefe min. 250 - max. 430 mm



MADE IN ITALY



**ATTENTION:**  
For the technical features of the grille see page 34

CODE	DESCRIPTION	U.M.	Pieces per box
PWD400226	PLENUM FOR HAIER AD 35 S2S M3FA"	PCS	1
PWD400227	PLENUM FOR HAIER AD 25/35 S2S S1FA"	PCS	1
PWD400230	PLENUM FOR DAIKIN FXDQ-A 15/32, FDXM-F 25/35, GREE GFH09/12 EA-K3DNA1A/1, MITSUBISHI SEZ-KD 25VAL, SEZ-M 25DAL, PEFY-P 15/20/25/32 VMS1-E, SAMSUNG AC026/035 MNLDKH/EU"	PCS	1
PWD400231	PLENUM FOR DAIKIN FXDQ40-50A, MITSUBISHI SEZ-KD35/50 VAL, SEZ-M35/50 DAL, PEFY-P 40/50 VMS1-E, SAMSUNG AJ026/036RBLDEG/EU, AE 056 MNLDEH/EU, AM 022/028/036 FNMDEH/EU, AM 045/056 FNLDEH/EU"	PCS	1
PWD400225	PLENUM FOR SAMSUNG AC 35/052/071 RNMDKG/EU, AC 035/052/060/071 MNMDKH/EU, AE 071 MNMPEH/EU, AM 036/045/056/071 HNMPKH, AC 035 HNMCEH/EU, AC 035/052/071 RNMDKG/EU, AC 035/052/060/071 M"	PCS	1
PWD400353	TELESCOPIC PLENUM FOR DAIKIN FXSQ--15/20/25/32 A	PCS	1
PWD400232	PLENUM FOR DAIKIN FDXM-50/60F, FXDQ-63A, MITSUBISHI SEZ-M60/71DAL, SEZ-KD60/71VAL, PEFY-P 63 VMS 1-E"	PCS	1
PWD400233	PLENUM FOR DAIKIN FXSQ-15/20/25/32 A"	PCS	1
PWD400234	PLENUM FOR DAIKIN FXSQ-40/50A, FBA 35/50 A"	PCS	1
PWD400229	PLENUM FOR VIESSMAN 300-S/HE DF3028M2, 300-S/HE DF3035M2"	PCS	1

**Datasheet**




	TELESCOPIC PLENUM CODE	* NOZZLE CODE TO BE MATCHED
<ul style="list-style-type: none"> <li>• 300-S/HE DF3028M2</li> <li>• 300-S/HE DF3035M2</li> </ul>	PWD400229	PWC100060

	TELESCOPIC PLENUM CODE	* NOZZLE CODE TO BE MATCHED
<ul style="list-style-type: none"> <li>• GFH09/12 EA-K3DNA1A/1</li> </ul>	PWD400230	PWC100096
<ul style="list-style-type: none"> <li>• GFH 18 EA-K3DNA1A/1</li> </ul>	PWD400231	PWC100097

<b>Haier</b>	<b>TELESCOPIC PLENUM CODE</b>	<b>* NOZZLE CODE TO BE MATCHED</b>
<ul style="list-style-type: none"> <li>• AD 25 S2S S1FA</li> <li>• AD 35 S2S S1FA</li> </ul>	PWD400227	PWC100059

<b>DAIKIN</b>	<b>TELESCOPIC PLENUM CODE</b>	<b>* NOZZLE CODE TO BE MATCHED</b>
<ul style="list-style-type: none"> <li>• FXDQ-A 15/20/25/32</li> <li>• FXDA-A 10/15/20/25/32</li> <li>• FDXM-F 25/35</li> </ul>	PWD400230	PWC100096
<ul style="list-style-type: none"> <li>• FXDQ-A 40/50</li> <li>• FXDA-A 40/50</li> </ul>	PWD400231	PWC100097
<ul style="list-style-type: none"> <li>• FDXM-50/60F</li> <li>• FXDQ-63A</li> <li>• FXDA-A 63</li> </ul>	PWD400232	PWC100066
<ul style="list-style-type: none"> <li>• FXSQ-15A</li> <li>• FXSQ-20A</li> <li>• FXSQ-25A</li> <li>• FXSQ-32A</li> </ul>	PWD400233	PWC100043
<ul style="list-style-type: none"> <li>• FXSQ-40/50A</li> <li>• FBA 35/50 A</li> </ul>	PWD400234	PWC100044

 <b>MITSUBISHI ELECTRIC</b>	<b>TELESCOPIC PLENUM CODE</b>	<b>* NOZZLE CODE TO BE MATCHED</b>
<ul style="list-style-type: none"> <li>• SEZ-KD 25VAL</li> <li>• SEZ-M 25DAL</li> <li>• PEFY-P 15/20/25/32 VMS1-E</li> </ul>	PWD400230	PWC100096
<ul style="list-style-type: none"> <li>• SEZ-KD35/50 VAL</li> <li>• SEZ-M35/50 DAL</li> <li>• PEFY-P 40/50 VMS1-E</li> </ul>	PWD400231	PWC100097
<ul style="list-style-type: none"> <li>• SEZ-M60/71DAL</li> <li>• SEZ-KD60/71VAL</li> <li>• PEFY-P 63 VMS 1-E</li> </ul>	PWD400232	PWC100066
<ul style="list-style-type: none"> <li>• PEAD-M35/50 JA</li> <li>• PEAD RP 35/50 JAL</li> <li>• PEFY-P 35/50 VMA-E</li> </ul>	PWD400223	PWC100055

<b>SAMSUNG</b>	<b>TELESCOPIC PLENUM CODE</b>	<b>* NOZZLE CODE TO BE MATCHED</b>
<ul style="list-style-type: none"> <li>• AC 026/035 MNLDKH/EU</li> <li>• AM 017/022/028/036 FNLDEH/EU</li> <li>• AE 022/028/036 MNLDEH/EU</li> <li>• AC 026/035 RNLDKG/EU</li> </ul>	PWD400230	PWC100096
<ul style="list-style-type: none"> <li>• AE 056 MNLDEH/EU</li> <li>• AM 022/028/036 FNMDEH/EU</li> <li>• AM 045/056 FNLDEH/EU</li> <li>• AJ 026/036 RBLDEG/EU</li> </ul>	PWD400231	PWC100097
<ul style="list-style-type: none"> <li>• AC 35/052/071 RNMDKG/EU</li> <li>• AC 035/052/060/071 MNMDKH/EU</li> <li>• AE 071 MNMPEH/EU</li> <li>• AM 036/045/056/071 HNMPKH</li> <li>• AC 035 HNMCEH/EU</li> </ul>	PWD400225	PWC100057
<ul style="list-style-type: none"> <li>• AJ 026/035 TNLDEG</li> </ul>	PWD400353	PWC100062



## POLYSTYRENE PLENUM KIT

### TECHNICAL SPECIFICATIONS

- Made of sintered expanded polystyrene
- Ready for ceiling anchoring via threaded bars
- Thermal insulation, waterproof
- Thermal conductivity: 0.030 / 0.033 W/mK with respect to the EN 12667 / EN 12939 standard
- Resistance to vapour 40 / 70  $\mu$  in relation to EN 12086
- Operating temperature - 30°C / + 90°C
- Water absorption % volume  $\leq 5$  in relation to EN 12087
- Reaction to fire class and according to EN 13501-1:2009
- Thermal performance thickness 30 mm 0.95 m2K/W
- Integrated front and side collar
- Tube of glue
- Aluminium profile for flange supplied
- Plenum-machine coupling with aluminium profile to be cut to size (included in kit)



## KIT PLÉNUM EN POLYSTYRÈNE

### CARACTÉRISTIQUES TECHNIQUES

- Fabriqué en polystyrène expansé fritté
- Prédiposition pour l'ancrage aux plafonds avec des barres filetées
- Isolation thermique, imperméable
- Conductivité thermique : 0,030/0,033 W/mK par rapport à la normative EN 12667/ EN 12939
- Résistance à la vapeur 40 / 70  $\mu$  par rapport à la norme EN 12086
- Température de fonctionnement - 30°C / + 90°C
- Absorption d'eau % volume  $\leq 5$  par rapport à la norme EN 12087
- Réaction au feu de classe et selon EN 13501-1:2009
- Performance thermique épaisseur 30 mm 0,95 m2K/W
- Collier avant et latéral intégrés
- Colle dans le tube pour la fixation
- Profilé en aluminium pour bride fourni
- Raccord plenum-machine avec profilé en aluminium à couper à la taille (présent à l'intérieur du kit)



## KIT PLENUM AUS POLYSTYROL

### TECHNISCHE EIGENSCHAFTEN

- Aus gesintertem expandiertem Polystyrol
- Vorbereitet für Deckenanker mit Gewindestangen
- Wärmedämmend, wasserdicht
- Wärmeleitfähigkeit: 0,030 / 0,033 W/mK in Übereinstimmung mit der Richtlinie EN 12667 / EN 12939
- Dampfbeständigkeit 40 / 70  $\mu$  gemäß EN 12086
- Betriebstemperatur - 30°C / + 90°C
- Wasseraufnahme % Volumen  $\leq 5$  im Vergleich zu EN 12087
- Brandverhalten Klasse und gemäß der Norm EN 13501-1:2009
- Wärmeleistung Stärke 30 mm 0,95 m2K/W
- Integrierte Schelle vorne und an der Seite
- Kleber in der Tube zur Befestigung
- Aluminiumprofil für Flansch mitgeliefert
- Plenum-Maschine-Kupplung mit Aluminiumprofil zum Zuschneiden (im Kit vorhanden)



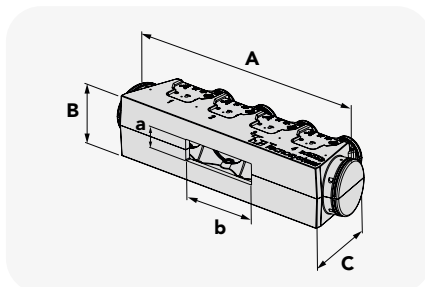
### THE KIT CONTAINS

- EOLO MINI plenum
- 2 aluminium bars for flange
- Glue tube
- Sealing gasket
- Assembly Instructions

The kit contains everything you need to adapt the plenum to the ducted unit inlet directly in situ.



"D-I-Y" KIT



### Datasheet



CODE	DESCRIPTION	EXTERNAL FIXED WIDTH	EXTERNAL FIXED WEIGHT	EXTERNAL FIXED DEPTH	MAX INTERNAL HEIGHT	MAX INTERNAL WIDTH	FRONTAL COLLAR DIM. INCLUDED	SIDE COLLAR DIM. INCLUDED	U.M.	Pieces per box
		A [mm]	B [mm]	C [mm]	a [mm]	b [mm]	Ø1 [mm]	Ø2 [mm]		
PWD400034	PLENUM KIT "EOLO MINI AM3 UNIVERSAL"	818	217	346	up to 185	up to 600	3x Ø 125	3x Ø 150	KIT	1
PWD400035	PLENUM KIT "EOLO MINI BM4 UNIVERSAL"	1008	217	346	up to 185	up to 795	4x Ø 125	4x Ø 150	KIT	1

## 🇬🇧 POLYSTYRENE PLENUM KIT

### TECHNICAL SPECIFICATIONS

- Made of sintered expanded polystyrene
- Ready for ceiling anchoring via threaded bars
- Thermal insulation, waterproof
- Thermal conductivity: 0.030 / 0.033 W/mK with respect to the EN 12667 / EN 12939 standard
- Resistance to vapour 40 / 70  $\mu$  in relation to EN 12086
- Operating temperature - 30°C / + 90°C
- Water absorption % volume  $\leq$  5 in relation to EN 12087
- Reaction to fire class and according to EN 13501-1:2009
- Thermal performance thickness 30 mm 0.95 m<sup>2</sup>K/W
- Integrated front and side collar
- Tube of glue
- Aluminium profile for flange supplied
- Plenum-machine coupling with aluminium profile to be cut to size (included in kit)

## 🇫🇷 KIT PLÉNUM EN POLYSTYRÈNE


### CARACTÉRISTIQUES TECHNIQUES

- Fabriqué en polystyrène expansé fritté
- Prédiposition pour l'ancrage aux plafonds avec des barres filetées
- Isolation thermique, imperméable
- Conductivité thermique : 0,030/0,033 W/mK par rapport à la normative EN 12667/ EN 12939
- Résistance à la vapeur 40 / 70  $\mu$  par rapport à la norme EN 12086
- Température de fonctionnement - 30°C / + 90°C
- Absorption d'eau % volume  $\leq$  5 par rapport à la norme EN 12087
- Réaction au feu de classe et selon EN 13501-1:2009
- Performance thermique épaisseur 30 mm 0,95 m<sup>2</sup>K/W
- Collier avant et latéral intégrés
- Colle dans le tube pour la fixation
- Profilé en aluminium pour bride fourni
- Raccord plenum-machine avec profilé en aluminium à couper à la taille (présent à l'intérieur du kit)

## 🇩🇪 KIT PLENUM AUS POLYSTYROL

### TECHNISCHE EIGENSCHAFTEN

- Aus gesinterter expandiertem Polystyrol
- Vorbereitet für Deckenanker mit Gewindestangen
- Wärmedämmend, wasserdicht
- Wärmeleitfähigkeit: 0,030 / 0,033 W/mK in Übereinstimmung mit der Richtlinie EN 12667 / EN 12939
- Dampfbeständigkeit 40 / 70  $\mu$  gemäß EN 12086
- Betriebstemperatur - 30°C / + 90°C
- Wasseraufnahme % Volumen  $\leq$  5 im Vergleich zu EN 12087
- Brandverhalten Klasse und gemäß der Norm EN 13501-1:2009
- Wärmeleistung Stärke 30 mm 0,95 m<sup>2</sup>K/W
- Integrierte Schelle vorne und an der Seite
- Kleber in der Tube zur Befestigung
- Aluminiumprofil für Flansch mitgeliefert
- Plenum-Maschine-Kupplung mit Aluminiumprofil zum Zuschneiden (im Kit vorhanden)



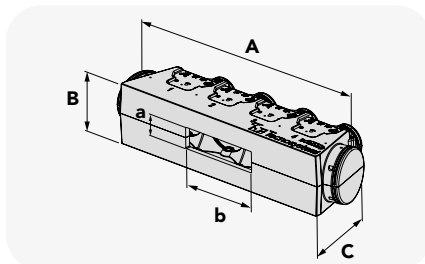
### THE KIT CONTAINS

- EOLO MINI plenum
- 2 aluminium bars for flange
- Glue tube
- Sealing gasket
- Assembly Instructions

The kit contains everything you need to adapt the plenum to the ducted unit inlet directly in situ.



"D-I-Y" KIT



### Datasheet



CODE	DESCRIPTION	EXTERNAL FIXED WIDTH	EXTERNAL FIXED WEIGHT	EXTERNAL FIXED DEPTH	MAX INTERNAL HEIGHT	MAX INTERNAL WIDTH	FRONTAL COLLAR DIM. INCLUDED	SIDE COLLAR DIM. INCLUDED	U.M.	Pieces per box
		A [mm]	B [mm]	C [mm]	a [mm]	b [mm]	Ø1 [mm]	Ø2 [mm]		
PWD400030	PLENUM KIT "EOLO E2 UNIVERSAL"	741	244	348	up to 215	up to 550	2x Ø 125	2x Ø 150	KIT	1
PWD400031	PLENUM KIT "EOLO A3 UNIVERSAL"	1000	264	348	up to 215	up to 800	3x Ø 125	3x Ø 150	KIT	1
PWD400032	PLENUM KIT "EOLO B4 UNIVERSAL"	1261	284	348	up to 235	up to 1060	4x Ø 125	4x Ø 150	KIT	1
PWD400033	PLENUM KIT "EOLO C5 UNIVERSAL"	1520	304	348	up to 245	up to 1300	5x Ø 125	5x Ø 150	KIT	1



**DELIVERY / RETURN  
PLENUM WITH MADE-  
TO-MEASURE REDUCED  
WINDOW COUPLER IN  
ALUMINATE POLE FOR  
DUCT SYSTEMS**

**TECHNICAL SPECIFICATIONS**

- Made of high quality 80 µ aluminium foil, embossed and lacquered, insulated with stiff expanded polyisocyanurate (PIR) foam
- Overall thickness 20 mm, fire-retardant, highly heat-insulating, waterproof
- Includes fastening flange
- Includes fastening flange
- Reaction to fire class: B-s3,d0



**PLÉNUM D'ENTRÉE/SORTIE  
AVEC ATTACHE RÉDUITE  
À FENÊTRE SUR MESURE  
EN PAL ALUMINÉ POUR  
GOULOTTES**

**CARACTÉRISTIQUES TECHNIQUES**

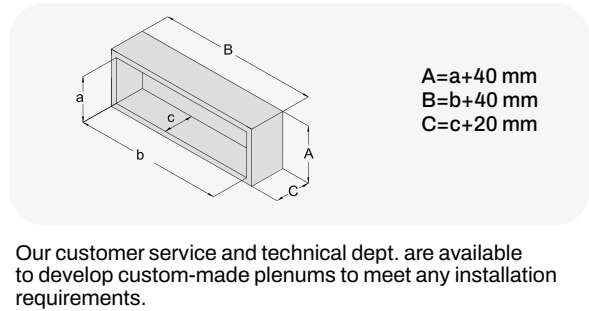
- Fabriqué en feuille d'aluminium gaufrée et laquée de haute qualité de 80 µ, isolé par une mousse rigide en polyisocyanurate expansé (PIR)
- Épaisseur totale de 20 mm, hautement calorifuge, imperméable
- Livré avec bride de fixation
- Livré avec bride de fixation
- Classe de réaction au feu : B-s3,d0



**ABAB-UND ZULUFT /  
RÜCKGEWINNUNGS-  
PLENUM MIT REDUZIERTEM  
FENSTERANSCHLUSS NACH  
MASS AUS ALUMINISIERTEM  
PAL FÜR KANALSYSTEME**

**TECHNISCHE EIGENSCHAFTEN**

- Hergestellt aus hochwertiger 80-µ-Aluminiumfolie, geprägt und lackiert, isoliert mit Polyisocyanurat-Hartschaum (PIR)
- Gesamtstärke 20 mm, hochwärmeisolierend, wasserdicht
- Komplett mit Befestigungsflansch
- Komplett mit Befestigungsflansch
- Brandreaktionsklasse: B-s3,d0



CODE	MODEL	INTERNAL HEIGHT	INTERNAL WIDTH	INTERNAL DEPTH	U.M.	Pieces per box
		a [mm]	b [mm]	c [mm]		
11161605	mod. 1	on request up to 300	on request up to 1000	280 fixed	PCS	1
11161606	mod. 2	on request up to 400	on request up to 1200	280 fixed	PCS	1
11161607	mod. 3	on request up to 400	on request up to 1500	280 fixed	PCS	1



NOTE: Collars are not included. For collars see pages 237-239 (collar in aluminium for plenum)



**DELIVERY / RETURN  
PLENUM WITH MADE-  
TO-MEASURE REDUCED  
WINDOW COUPLER IN  
ALUMINATE POLE FOR  
DUCT SYSTEMS**

**TECHNICAL SPECIFICATIONS**

- Made of high quality 80 µ aluminium foil, embossed and lacquered, insulated with stiff expanded polyisocyanurate (PIR) foam
- Overall thickness 20 mm, fire-retardant, highly heat-insulating, waterproof
- Includes fastening flange



**PLÉNUM D'ENTRÉE/SORTIE  
AVEC ATTACHE RÉDUITE  
À FENÊTRE SUR MESURE  
EN PAL ALUMINÉ POUR  
GOULOTTES**

**CARACTÉRISTIQUES TECHNIQUES**

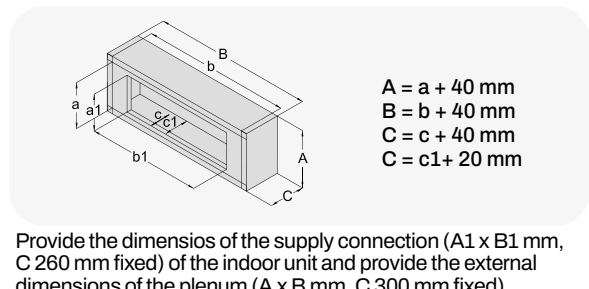
- Fabriqué en feuille d'aluminium gaufrée et laquée de haute qualité de 80 µ, isolé par une mousse rigide en polyisocyanurate expansé (PIR)
- Épaisseur totale de 20 mm, hautement calorifuge, imperméable
- Livré avec bride de fixation



**ABAB-UND ZULUFT /  
RÜCKGEWINNUNGS-  
PLENUM MIT REDUZIERTEM  
FENSTERANSCHLUSS NACH  
MASS AUS ALUMINISIERTEM  
PAL FÜR KANALSYSTEME**

**TECHNISCHE EIGENSCHAFTEN**

- Hergestellt aus hochwertiger 80-µ-Aluminiumfolie, geprägt und lackiert, isoliert mit Polyisocyanurat-Hartschaum (PIR)
- Gesamtstärke 20 mm, hochwärmeisolierend, wasserdicht
- Komplett mit Befestigungsflansch



CODE	MODEL	INTERNAL HEIGHT	INTERNAL WIDTH	INTERNAL DEPTH	U.M.	Pieces per box
		a [mm]	b [mm]	c [mm]		
11161605F	mod. 1/F	on request up to 300	on request up to 1000	260 fixed	PCS	1
11161606F	mod. 2/F	on request up to 400	on request up to 1200	260 fixed	PCS	1
11161607F	mod. 3/F	on request up to 400	on request up to 1500	260 fixed	PCS	1
PWD400114	mod. 4/F	on request up to 500	on request up to 1700	260 fixed	PCS	1



**CUSTOM-MADE RETURN PLENUM IN ALUMINISED PAL FOR DUCT SYSTEMS**

**TECHNICAL SPECIFICATIONS**

- Made of high quality 80 µ aluminium foil, embossed and lacquered, insulated with stiff expanded polyisocyanurate (PIR) foam
- Overall thickness 20 mm, fire-retardant, highly heat-insulating, waterproof
- Includes fastening flange
- Reaction to fire class: B-s3,d0

**PLÉNUM DE SORTIE SUR MESURE EN PAL ALUMINÉ POUR GAINABLE**

**CARACTÉRISTIQUES TECHNIQUES**

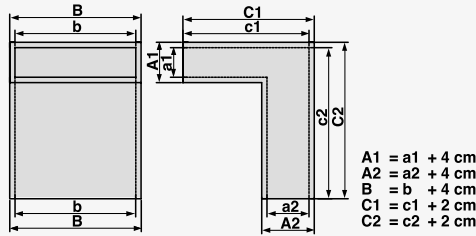
- Fabriqué en feuille d'aluminium gaufrée et laquée de haute qualité de 80 µ, isolé par une mousse rigide en polyisocyanurate expansé (PIR)
- Épaisseur totale de 20 mm, hautement calorifuge, imperméable
- Livré avec bride de fixation
- Classe de réaction au feu : B-s3,d0

**MASSGESCHNEIDERTES RÜCKGEWINNUNGS-PLENUM FÜR ALUMINISIERTE PAL KANALSYSTEME**

**TECHNISCHE EIGENSCHAFTEN**

- Hergestellt aus hochwertiger 80-µ-Aluminiumfolie, geprägt und lackiert, isoliert mit Polyisocyanurat-Hartschaum (PIR)
- Gesamtstärke 20 mm, hochwärmeisolierend, wasserdicht
- Komplett mit Befestigungsflansch
- Brandreaktionsklasse: B-s3,d0

MADE IN ITALY



CODE	MODEL	INTERNAL HEIGHT	INTERNAL WIDTH	INTERNAL WIDTH	INTERNAL DEPTH	POST INT. HEIGHT	U.M.	Pieces per box
		a1 [mm]	a2 [mm]	b [mm]	c1 [mm]	c2 [mm]		
11161602	mod. 4	150	150	1000	max 400	max 400	PCS	1
11161603	mod. 5	200	200	1200	max 400	max 400	PCS	1
11161604	mod. 6	250	250	1500	max 400	max 400	PCS	1



NOTE: Collars are not included. For collars see pages 237-239 (collar in aluminium for plenum)

**INTAKE PLENUM IN PLA READY FOR FILTER**

**TECHNICAL SPECIFICATIONS**

- Material: 80µ high quality aluminum foil, embossed and lacquered, insulated by a rigid polyisocyanurate foam (PIR)
- Thickness 20 mm
- Waterproof, highly heat-insulating
- Includes fastening flange to the internal unit
- Prepared with housing for 5mm thk filter ordered separately
- Filter 5 mm can be inspected from below
- Reaction to fire class: B-s3,d0

**PLÉNUM DE RÉCUPÉRATION EN PAL PRÉDISPOSÉ POUR FILTRE**

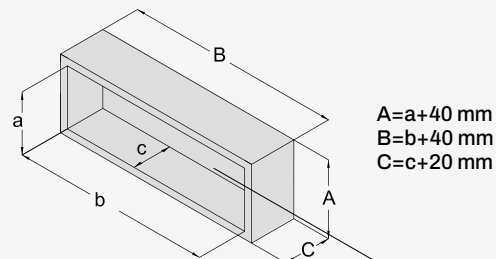
**CARACTÉRISTIQUES TECHNIQUES**

- Matériel : Feuilles d'aluminium de haute qualité 80µ, gaufrées et laquées, isolées par une mousse de polyisocyanate expansée rigide (PIR)
- Épaisseur 20 mm
- Imperméable, hautement calorifuge
- Comprend une bride de fixation à l'unité interne
- Prévu avec logement pour filtre de 5 mm d'épaisseur, à commander séparément
- Filtre 5 mm inspectable par le bas
- Classe de réaction au feu : B-s3,d0

**ABLUFTPLENUM AUS PAL VORBEREITET FÜR FILTER**

**TECHNISCHE EIGENSCHAFTEN**

- Material: Hochwertige 80µ Aluminiumfolie, geprägt und lackiert, isoliert durch Polyisocyanat-Hartschaum (PIR)
- Stärke 20 mm
- Wasserdicht, hoch wärmeisolierend
- Inklusive Befestigungsflansch an der Inneneinheit
- Vorbereitet mit Sitz für separat erhältlichen Filter mit 5 mm Stärke;
- 5 mm Filter von unten kontrollierbar
- Brandreaktionsklasse: B-s3,d0



CODE	MODEL	INTERNAL HEIGHT	INTERNAL WIDTH	INTERNAL DEPTH	U.M.	Pieces per box
		a [mm]	b [mm]	c [mm]		
PWD401710	mod. 1	≤400	≤1000	≤180	PCS	1
PWD401711	mod. 2	≤400	≤1200	≤180	PCS	1
PWD401712	mod. 3	≤400	≤1500	≤180	PCS	1
PWD401713	mod. 4	≤400	≤1700	≤180	PCS	1

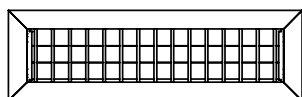


## COMPLETE KIT TO DISTRIBUTE AIR FOR DUCTED MACHINES

Configure  
your system

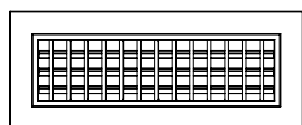


### SOLUTIONS



#### COMPLETE KIT WITH ADJUSTABLE BLADES NOZZLE

for kit Ø150  
for kit Ø200




#### COMPLETE KIT WITH ABS NOZZLE WITH ADJUSTABLE BLADES

for kit Ø150



#### COMPLETE KIT WITH 15° INCLINED FIXED BLADES NOZZLE

for kit Ø150



#### COMPLETE KIT WITH LINEAR PLASTIC DIFFUSERS ANTI-CONDENSATION PVC AND ALUMINUM

**Svelto kits offer multiple installation options.**

You can choose between **adjustable louver vents**, **fixed louvers angled at 15°**, or **linear diffusers**.

In addition to aesthetic solutions, you can also purchase **kits sized for Ø150 or Ø200 ducts**.

Svelto kits contain all the accessories needed to properly channel the air produced by the indoor unit and distribute it optimally throughout each room.

**Svelto kits are available in models with 2 to 6 zones, with Ø150 or Ø200 ducts, and can be customized upon request.**

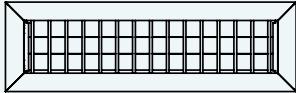



**ATTENTION: TO SATISFY YOUR NEEDS, PLEASE CHECK THE MATERIALS DESCRIBED IN THE KIT WHEN ORDERING (E.G., PIPING LENGTH AND TECHNICAL CHARACTERISTICS).**

# HOW TO CHOOSE YOURS















## 01 IDENTIFY THE BRAND AND MODEL OF YOUR DUCTED MACHINE

## 02 CHOOSE THE NOZZLE OR THE DIFFUSER

 <p>NOZZLE WITH ADJUSTABLE BLADES</p>	 <p>ABS NOZZLE WITH ADJUSTABLE FINS</p>	 <p>FIXED BLADES NOZZLE 15° INCLINED</p>	 <p>LINEAR DIFFUSER AVAILABLE ON REQUEST</p>
↓	↓	↓	↓

## 03 CHOOSE THE PLENUM

 <p>SINTERED POLYSTYRENE "EOLO MINI" Ø150</p>	 <p>SINTERED POLYSTYRENE "EOLO MINI" Ø150</p>	 <p>SINTERED POLYSTYRENE "EOLO MINI" Ø150</p>	 <p>SINTERED POLYSTYRENE "EOLO MINI"</p>
 <p>SINTERED POLYSTYRENE "EOLO" Ø150    Ø200</p>	 <p>SINTERED POLYSTYRENE "EOLO" Ø150</p>	 <p>SINTERED POLYSTYRENE "EOLO" Ø150</p>	 <p>SINTERED POLYSTYRENE "EOLO"</p>
 <p>ELECTRO GALVANIZED INSULATED SHEET METAL Ø150    Ø200</p>	 <p>ELECTRO GALVANIZED INSULATED SHEET METAL Ø150</p>	 <p>ELECTRO GALVANIZED INSULATED SHEET METAL Ø150</p>	 <p>ELECTRO GALVANIZED INSULATED SHEET METAL</p>

# EOLO MINI Ø150

## SVELTO KIT WITH SINTERED POLYSTYRENE PLENUM AND ADJUSTABLE NOZZLES



POSSIBILITY OF CUSTOMIZATIONS ON REQUEST

### 2 ZONES - Ø 150



#### THE KIT CONSISTS OF:

- 1 SINTERED POLYSTYRENE PLENUM, CUSTOM-MADE FOR THE INDOOR UNIT
- 2 COLLARS INTEGRATED IN THE PLENUM
- 2 WHITE PAINTED ALUMINUM SUPPLY VENTS, installation hole 300 x 150 mm, external dimensions 336 x 186 mm, CODE WB11161512
- 2 INSULATED PLENUMS WITH REAR CONNECTION FOR VENT (336 x 186 mm) CODE PWD100005
- 2 CALIBRATION DAMPERS FOR VENT 336 x 186 mm, CODE W11161568
- 10 m DOUBLE-WALL FLEXIBLE INSULATED ALUMINUM HOSE Ø150, CODE 11152152
- 1 WHITE ALUMINUM RETURN GRILLE, installation hole 300 x 150 mm, external dimensions 332 x 182 mm 600 x 400 mm external dimensions 632 x 432 mm WITH FILTER 600 x 400 mm CODE WB11161525
- 4 HOSE CLAMPS


### 3 ZONES - Ø 150



#### THE KIT CONSISTS OF:

- 1 SINTERED POLYSTYRENE PLENUM, CUSTOM-MADE FOR THE INDOOR UNIT, 3 COLLARS INTEGRATED IN THE PLENUM
- 3 WHITE PAINTED ALUMINUM SUPPLY VENTS, installation hole 300 x 150 mm, external dimensions 336 x 186 mm, CODE WB11161512
- 3 INSULATED PLENUMS WITH REAR CONNECTION FOR VENT (336 x 186 mm) CODE PWD100005
- 3 CALIBRATION DAMPERS FOR VENT 336 x 186 mm, CODE W11161568
- 10 m DOUBLE-WALL FLEXIBLE INSULATED ALUMINUM HOSE, Ø150, CODE 11152152
- 1 WHITE ALUMINUM RETURN GRILLE, installation hole 300 x 150 mm, external dimensions 332 x 182 mm 600 x 400 mm external dimensions 632 x 432 mm WITH FILTER 600 x 400 mm CODE WB11161525
- 6 HOSE CLAMPS

### 4 ZONES - Ø 150



#### THE KIT CONSISTS OF:

- 1 SINTERED POLYSTYRENE PLENUM, CUSTOM-MADE FOR THE INDOOR UNIT
- 4 COLLARS INTEGRATED IN THE PLENUM
- 4 WHITE PAINTED ALUMINUM SUPPLY VENTS, installation hole 300 x 150 mm, external dimensions 336 x 186 mm, CODE WB11161512
- 3 INSULATED PLENUMS WITH REAR CONNECTION FOR VENT (336 x 186 mm) CODE PWD100005
- 4 CALIBRATION DAMPERS FOR VENT 336 x 186 mm, CODE W11161568
- 10 m DOUBLE-WALL FLEXIBLE INSULATED ALUMINUM HOSE, Ø150, CODE 11152152
- 1 WHITE ALUMINUM RETURN GRILLE, installation hole 300 x 150 mm, external dimensions 332 x 182 mm 600 x 400 mm external dimensions 632 x 432 mm WITH FILTER 600 x 400 mm CODE WB11161525
- 8 HOSE CLAMPS

# EOLO Ø150

## SVELTO KIT WITH SINTERED POLYSTYRENE PLENUM AND ADJUSTABLE NOZZLES

POSSIBILITY OF CUSTOMIZATIONS ON REQUEST


### 2 ZONES - Ø 150



#### THE KIT CONSISTS OF:

- 1 SINTERED POLYSTYRENE PLENUM, CUSTOM-MADE FOR THE INDOOR UNIT
- 2 COLLARS INTEGRATED IN THE PLENUM
- 2 WHITE PAINTED ALUMINUM SUPPLY VENTS, installation hole 300 x 150 mm, external dimensions 336 x 186 mm, CODE WB11161512
- 2 INSULATED PLENUMS WITH REAR CONNECTION FOR VENT (336 x 186 mm) CODE PWD100005
- 2 CALIBRATION DAMPERS FOR VENT 336 x 186 mm, CODE W11161568
- 10 m DOUBLE-WALL FLEXIBLE INSULATED ALUMINUM HOSE Ø150, CODE 11152152
- 1 WHITE ALUMINUM RETURN GRILLE, installation hole 300 x 150 mm, external dimensions 332 x 182 mm 600 x 400 mm external dimensions 632 x 432 mm WITH FILTER 600 x 400 mm CODE WB11161525
- 4 HOSE CLAMPS


### 3 ZONES - Ø 150



#### THE KIT CONSISTS OF:

- 1 SINTERED POLYSTYRENE PLENUM CUSTOM-MADE FOR INDOOR UNIT
- 3 COLLARS INTEGRATED IN THE PLENUM
- 3 WHITE PAINTED ALUMINUM SUPPLY VENTS, installation hole 300 x 150 mm, external dimensions 336 x 186 mm, CODE WB11161512
- 3 INSULATED PLENUMS WITH REAR CONNECTION FOR VENT (336 x 186 mm) CODE PWD100005
- 3 CALIBRATION DAMPERS FOR VENT 336 x 186 mm, CODE W11161568
- 10 m DOUBLE-WALL FLEXIBLE DUCT IN INSULATED ALUMINUM Ø150, CODE 11152152
- 1 WHITE ALUMINUM RETURN GRILLE, installation hole 300 x 150 mm, external dimensions 332 x 182 mm, CODE 600 x 400 mm external dimensions 632 x 432 mm WITH FILTER 600 x 400 mm CODE WB11161525
- 6 HOSE CLAMPS


### 4 ZONES - Ø 150



#### THE KIT CONSISTS OF:

- 1 SINTERED POLYSTYRENE PLENUM BOX, CUSTOM-MADE FOR THE INDOOR UNIT
- 4 COLLARS INTEGRATED INTO THE PLENUM BOX
- 4 ALUMINUM SUPPLY VENTS, PAINTED WHITE, INSTALLATION HOLE 300 X 150 mm EXTERNAL DIMENSIONS 336 x 186 mm, CODE WB11161512
- 4 INSULATED PLENUMS WITH REAR CONNECTION FOR VENT (336 x 186 mm), CODE PWD100005
- 4 CALIBRATION DAMPERS FOR VENT 336 x 186 mm, CODE W11161568
- 10 M DOUBLE-WALL FLEXIBLE HOSE IN INSULATED ALUMINUM, Ø150, CODE 11152152
- 1 ALUMINUM RETURN GRILLE, WHITE, INSTALLATION HOLE 600 X 400 mm, EXTERNAL DIMENSIONS 632 X 432 mm WITH 600 X 400 mm FILTER, CODE WB11161525
- 8 HOSE CLAMPS

### 5 ZONES - Ø 150



#### THE KIT CONSISTS OF:

- 1 SINTERED POLYSTYRENE PLENUM, CUSTOM-MADE FOR THE INDOOR UNIT
- 5 COLLARS INTEGRATED IN THE PLENUM
- 5 WHITE PAINTED ALUMINUM SUPPLY VENTS, installation hole 300 x 150 mm External dimensions 336 x 186 mm CODE WB11161512
- 5 INSULATED PLENUMS WITH REAR CONNECTION FOR VENT (336 x 186 mm) CODE PWD100005
- 5 CALIBRATION DAMPERS FOR VENT 336 x 186 mm CODE W11161568
- 2 x 10 m DOUBLE-WALL FLEXIBLE DUCT IN INSULATED ALUMINUM Ø150 CODE 11152152
- 1 WHITE ALUMINUM RETURN GRILLE, installation hole 1000 x 500 mm external dimensions 1032 x 532 WITH FILTER 1000 x 500 mm CODE WBF11161556
- 10 HOSE CLAMPS



# EOLO Ø200

## SVELTO KIT WITH INSULATED PLENUM MADE OF ELECTRO-GALVANIZED SHEET METAL AND ADJUSTABLE VENTS

POSSIBILITY OF CUSTOMIZATIONS ON REQUEST

### 2 ZONES - Ø 200



#### THE KIT CONSISTS OF:

- 1 SINTERED POLYSTYRENE PLENUM, CUSTOM-MADE FOR THE INDOOR UNIT
- 2 COLLARS INTEGRATED IN THE PLENUM
- 2 WHITE PAINTED ALUMINUM SUPPLY VENTS, installation hole 300 x 200 mm, external dimensions 336 x 286 mm, CODE WB11161515
- 2 INSULATED PLENUMS WITH REAR CONNECTION FOR VENT (336 x 286 mm) CODE PWD100007
- 2 CALIBRATION DAMPERS FOR VENT 336 x 286 mm, CODE W11161563
- 10 m DOUBLE-WALL FLEXIBLE INSULATED ALUMINUM HOSE Ø200, CODE 11152204
- 1 WHITE ALUMINUM RETURN GRILLE, installation hole 300 x 200 mm, external dimensions 332 x 232 mm, CODE 600 x 400 mm external dimensions 632 x 432 mm WITH FILTER 600 x 400 mm CODE WB11161525
- 4 HOSE CLAMPS

### 3 ZONES - Ø 200



#### THE KIT CONSISTS OF:

- 1 SINTERED POLYSTYRENE PLENUM, CUSTOM-MADE FOR THE INDOOR UNIT
- 3 COLLARS INTEGRATED IN THE PLENUM
- 3 WHITE PAINTED ALUMINUM SUPPLY VENTS, installation hole 300 x 200 mm, external dimensions 336 x 286 mm, CODE WB11161515
- 3 INSULATED PLENUMS WITH REAR CONNECTION FOR VENT (336 x 286 mm) CODE PWD100007
- 3 CALIBRATION DAMPERS FOR VENT 336 x 286 mm, CODE W11161563
- 10 m DOUBLE-WALL FLEXIBLE INSULATED ALUMINUM HOSE Ø200, CODE 11152204
- 1 WHITE ALUMINUM RETURN GRILLE, installation hole 300 x 200 mm, external dimensions 332 x 232 mm, CODE 600 x 400 mm external dimensions 632 x 432 mm WITH FILTER 600 x 400 mm CODE WB11161525
- 6 HOSE CLAMPS


### 4 ZONES - Ø 200



#### THE KIT CONSISTS OF:

- 1 SINTERED POLYSTYRENE PLENUM CUSTOM-MADE FOR INDOOR UNIT
- 4 COLLARS INTEGRATED IN THE PLENUM
- 4 WHITE PAINTED ALUMINUM SUPPLY VENTS, installation hole 300 x 200 mm, external dimensions 336 x 286 mm, CODE WB11161515
- 4 INSULATED PLENUMS WITH REAR CONNECTION FOR VENT (336 x 286 mm) CODE PWD100007
- 4 CALIBRATION DAMPERS FOR VENT 336 x 286 mm, CODE W11161563
- 10 m DOUBLE-WALL FLEXIBLE INSULATED ALUMINUM HOSE Ø200, CODE 11152204
- 1 WHITE ALUMINUM RETURN GRILLE, installation hole 300 x 200 mm, external dimensions 332 x 232 mm, CODE 600 x 400 mm external dimensions 632 x 432 mm WITH FILTER 600 x 400 mm CODE WB11161525
- 8 HOSE CLAMPS

### 5 ZONES - Ø 200



#### THE KIT CONSISTS OF:

- 1 SINTERED POLYSTYRENE PLENUM, CUSTOM-MADE FOR THE INDOOR UNIT
- 5 COLLARS INTEGRATED IN THE PLENUM
- 5 WHITE PAINTED ALUMINUM SUPPLY VENTS, installation hole 300 x 200 mm, external dimensions 336 x 286 mm, CODE WB11161515
- 5 INSULATED PLENUMS WITH REAR CONNECTION FOR VENT (336 x 286 mm) CODE PWD100007
- 5 CALIBRATION DAMPERS FOR VENT 332 x 232 mm, CODE W11161563
- 2 x 10 m DOUBLE-WALL FLEXIBLE DUCT IN INSULATED ALUMINUM Ø200 CODE 11152204
- 1 WHITE ALUMINUM RETURN GRILLE, installation hole 300 x 200 mm, external dimensions 332 x 232 mm 1000 x 500 mm external dimensions 1032 x 532 WITH FILTER 1000 x 500 mm CODE WBF11161556
- 10 HOSE CLAMPS

### 6 ZONES - Ø 200



#### THE KIT CONSISTS OF:


- 1 SINTERED POLYSTYRENE PLENUM, CUSTOM-MADE FOR THE INDOOR UNIT
- 6 COLLARS INTEGRATED IN THE PLENUM
- 6 WHITE PAINTED ALUMINUM SUPPLY VENTS, installation hole 300 x 200 mm, external dimensions 336 x 286 mm, CODE WB11161515
- 6 INSULATED PLENUMS WITH REAR CONNECTION FOR VENT (336 x 286 mm) CODE PWD100007
- 6 CALIBRATION DAMPERS FOR VENT 332 x 232 mm, CODE W11161563
- 2 x 10 m DOUBLE-WALL FLEXIBLE DUCT IN INSULATED ALUMINUM Ø200 CODE 11152204
- 1 WHITE ALUMINUM RETURN GRILLE, installation hole 300 x 200 mm, external dimensions 332 x 232 mm, CODE 1000 x 500 mm external dimensions 1032 x 532 WITH FILTER 1000 x 500 mm CODE WBF11161556
- 12 HOSE CLAMPS

# LAM Ø150

SVELTO KIT WITH INSULATED PLENUM  
MADE OF ELECTRO-GALVANIZED SHEET METAL  
AND ADJUSTABLE VENTS

POSSIBILITY OF CUSTOMIZATIONS ON REQUEST

## 2 ZONES - Ø 150



### THE KIT CONSISTS OF:

- 1 CUSTOM-MADE INSULATED PLENUM FOR INDOOR UNIT
- 2 PLENUM COLLARS WITH Ø 150 mm CONNECTION
- 2 WHITE PAINTED ALUMINUM SUPPLY VENTS
- Installation hole 300 x 150 mm, external dimensions 336 x 186 mm, CODE WB11161512
- 2 INSULATED PLENUMS WITH REAR CONNECTION FOR VENT (336 x 186 mm), CODE PWD100005
- 2 CALIBRATION DAMPERS FOR VENT 332 x 182 mm, CODE W11161568
- 10 m DOUBLE-WALL FLEXIBLE INSULATED ALUMINUM HOSE Ø150 - Ø200
- 1 WHITE ALUMINUM RETURN GRILLE, installation hole 300 x 150 mm, external dimensions 332 x 182 mm, CODE 600 x 400 mm external dimensions 632 x 432 mm WITH FILTER 600 x 400 mm CODE WB11161525
- 4 HOSE CLAMPS


## 3 ZONES - Ø 150



### THE KIT CONSISTS OF:

- 1 CUSTOM-MADE INSULATED PLENUM FOR INDOOR UNIT
- 3 PLENUM COLLARS WITH Ø 150 mm CONNECTION
- 3 WHITE PAINTED ALUMINUM SUPPLY VENTS
- Installation hole 300 x 150 mm, external dimensions 336 x 186 mm, CODE WB11161512
- 3 INSULATED PLENUMS WITH REAR CONNECTION FOR VENT (336 x 186 mm) PWD100005
- 3 CALIBRATION DAMPERS FOR VENT 332 x 182 mm, CODE W11161568
- 10 m DOUBLE-WALL FLEXIBLE INSULATED ALUMINUM HOSE Ø150, CODE 11152152
- 1 WHITE ALUMINUM RETURN GRILLE, installation hole 300 x 150 mm, external dimensions 332 x 182 mm, CODE 600 x 400 mm external dimensions 632 x 432 mm WITH FILTER 600 x 400 mm CODE WB11161525
- 6 HOSE CLAMPS


## 4 ZONES - Ø 150



### THE KIT CONSISTS OF:

- 1 CUSTOM-MADE INSULATED PLENUM FOR INDOOR UNIT
- 4 PLENUM COLLARS WITH Ø 150 mm CONNECTION
- 4 WHITE PAINTED ALUMINUM SUPPLY GRILLES
- Installation hole 300 x 150 mm, external dimensions 336 x 186 mm, CODE WB11161512
- 4 INSULATED PLENUMS WITH REAR CONNECTION FOR GRILLE (336 x 186 mm) CODE PWD100005
- 4 CALIBRATION DAMPERS FOR GRILLE 332 x 182 mm, CODE W11161568
- 10 m DOUBLE-WALL FLEXIBLE INSULATED ALUMINUM HOSE Ø150, CODE 11152152
- 1 WHITE ALUMINUM RETURN GRILLE, installation hole 300 x 150 mm, external dimensions 332 x 182 mm, CODE 600 x 400 mm external dimensions 632 x 432 mm WITH FILTER 600 x 400 mm CODE WB11161525
- 8 HOSE CLAMPS


## 5 ZONES - Ø 150



### THE KIT CONSISTS OF:

- 1 CUSTOM-MADE INSULATED PLENUM FOR INTERNAL UNIT
- 5 PLENUM COLLARS WITH Ø 150 mm CONNECTION
- 5 WHITE PAINTED ALUMINUM SUPPLY VENTS
- Installation hole 300 x 150 mm, external dimensions 336 x 186 mm, CODE WB11161512
- 5 INSULATED PLENUMS WITH REAR CONNECTION FOR VENT (336 x 186 mm), CODE PWD100005
- 5 CALIBRATION DAMPERS FOR VENT 332 x 182 mm, CODE W11161568
- 2 x 10 m DOUBLE-WALL FLEXIBLE DUCT IN INSULATED ALUMINUM Ø150, CODE 11152152
- 1 WHITE ALUMINUM RETURN GRILLE, installation hole 300 x 150 mm, external dimensions 332 x 182 mm, CODE 1000 x 500 mm external dimensions 1032 x 532 mm WITH FILTER 1000 x 500 mm CODE WBF11161556
- 10 HOSE CLAMPS

## 6 ZONES - Ø 150



### THE KIT CONSISTS OF:


- 1 CUSTOM-MADE INSULATED PLENUM FOR INTERNAL UNIT
- 6 PLENUM COLLARS WITH Ø 150 mm CONNECTION
- 6 WHITE PAINTED ALUMINUM SUPPLY VENTS
- Installation hole 300 x 150 mm, external dimensions 336 x 186 mm, CODE WB11161512
- 6 INSULATED PLENUMS WITH REAR CONNECTION FOR VENT (336 x 186 mm), CODE PWD100005
- 6 CALIBRATION DAMPERS FOR VENT 332 x 182 mm, CODE W11161568
- 2 x 10 m DOUBLE-WALL FLEXIBLE DUCT IN INSULATED ALUMINUM Ø150, CODE 11152152
- 1 WHITE ALUMINUM RETURN GRILLE, installation hole 300 x 150 mm, external dimensions 332 x 182 mm, CODE 1000 x 500 mm ext. 1032 x 532 mm WITH FILTER 1000 x 500 mm CODE WBF11161556
- 12 HOSE CLAMPS

# LAM Ø200

## SVELTO KIT WITH INSULATED PLENUM MADE OF ELECTRO-GALVANIZED SHEET METAL AND ADJUSTABLE VENTS

POSSIBILITY OF CUSTOMIZATIONS ON REQUEST

### 2 ZONES - Ø 200



#### THE KIT CONSISTS OF:

- 1 CUSTOM-MADE INSULATED PLENUM FOR INDOOR UNIT
- 2 PLENUM COLLARS WITH Ø 200 mm CONNECTION
- 2 WHITE PAINTED ALUMINUM SUPPLY GRILLES
- Installation hole 300 x 200 mm, external dimensions 336 x 286 mm, CODE WB11161515
- 2 INSULATED PLENUMS WITH REAR CONNECTION FOR GRILLE (336 x 286 mm) CODE PWD100007
- 2 CALIBRATION DAMPERS FOR GRILLE 332 x 232 mm, CODE W11161563
- 10 m DOUBLE-WALL FLEXIBLE INSULATED ALUMINUM HOSE Ø 200, CODE 11152204
- 1 WHITE ALUMINUM RETURN GRILLE, installation hole 300 x 200 mm, external dimensions 332 x 232 mm, CODE 600 x 400 mm external dimensions 632 x 432 mm WITH FILTER 600 x 400 mm CODE WB11161525
- 4 HOSE CLAMPS


### 3 ZONES - Ø 200



#### THE KIT CONSISTS OF:

- 1 CUSTOM-MADE INSULATED PLENUM FOR INTERNAL UNIT
- 3 PLENUM COLLARS WITH Ø 200 mm CONNECTION
- 3 WHITE PAINTED ALUMINUM SUPPLY GRILLES
- Installation hole 300 x 200 mm, external dimensions 336 x 286 mm, CODE WB11161515
- 3 INSULATED PLENUMS WITH REAR CONNECTION FOR GRILLE (336 x 286 mm) CODE PWD100007
- 3 CALIBRATION DAMPERS FOR GRILLE 332 x 232 mm, CODE W11161563
- 10 m DOUBLE-WALL FLEXIBLE INSULATED ALUMINUM HOSE Ø 200, CODE 11152204
- 1 WHITE ALUMINUM RETURN GRILLE, installation hole 300 x 200 mm, external dimensions 332 x 232 mm, CODE 600 x 400 mm external dimensions 632 x 432 mm WITH FILTER 600 x 400 mm CODE WB11161525
- 6 HOSE CLAMPS

### 4 ZONES - Ø 200



#### THE KIT CONSISTS OF:

- 1 CUSTOM-MADE INSULATED PLENUM FOR INTERNAL UNIT
- 4 PLENUM COLLARS WITH Ø 200 mm CONNECTION
- 4 WHITE PAINTED ALUMINUM SUPPLY VENTS, installation hole 300 x 200 mm
- External dimensions 336 x 286 mm CODE WB11161515
- 4 INSULATED PLENUMS WITH REAR CONNECTION FOR VENT (336 x 286 mm) CODE PWD100007
- 4 CALIBRATION DAMPERS FOR VENT 332 x 232 mm CODE W11161563
- 10 m DOUBLE-WALL FLEXIBLE INSULATED ALUMINUM HOSE Ø 200 CODE 11152204
- 1 WHITE ALUMINUM RETURN GRILLE, installation hole 600 x 400 mm external dimensions 632 x 432 mm WITH FILTER 600 x 400 mm CODE WB11161525
- 8 HOSE CLAMPS


### 5 ZONES - Ø 200



#### THE KIT CONSISTS OF:

- 1 CUSTOM-MADE INSULATED PLENUM FOR INTERNAL UNIT
- 5 PLENUM COLLARS WITH Ø 200 mm CONNECTION
- 5 WHITE PAINTED ALUMINUM SUPPLY VENTS, installation hole 300 x 200 mm
- External dimensions 336 x 286 mm CODE WB11161515
- 5 INSULATED PLENUMS WITH REAR CONNECTION FOR VENT (336 x 286 mm) CODE PWD100007
- 5 CALIBRATION DAMPERS FOR VENT 332 x 232 mm CODE W11161563
- 2 x 10 m DOUBLE-WALL FLEXIBLE DUCT IN INSULATED ALUMINUM Ø200 CODE 11152204
- 1 WHITE ALUMINUM RETURN GRILLE, installation hole 1000 x 500 mm external dimensions 1032 x 532 mm WITH FILTER 1000 x 500 mm CODE WBF11161556
- 10 HOSE CLAMPS

### 6 ZONES - Ø 200



#### THE KIT CONSISTS OF:

- 1 CUSTOM-MADE INSULATED PLENUM FOR INTERNAL UNIT
- 6 PLENUM COLLARS WITH Ø 200 mm CONNECTION
- 6 WHITE PAINTED ALUMINUM SUPPLY VENTS, installation hole 300 x 200 mm, external dimensions 336 x 286 mm, CODE WB11161515
- 6 INSULATED PLENUMS WITH REAR CONNECTION FOR VENT (336 x 286 mm) CODE PWD100007
- 6 CALIBRATION DAMPERS FOR VENT 332 x 232 mm, CODE W11161563
- 2 x 10 m DOUBLE-WALL FLEXIBLE DUCT IN INSULATED ALUMINUM Ø200 CODE 11152204
- 1 WHITE ALUMINUM RETURN GRILLE, installation hole 300 x 200 mm, external dimensions 332 x 232 mm 1000 x 500 mm ext. 1032 x 532 mm WITH FILTER 1000 x 500 mm CODE WBF11161556
- 12 HOSE CLAMPS

# EOLO MINI Ø150

## SVELTO KIT WITH SINTERED POLYSTYRENE PLENUM AND ADJUSTABLE ABS VENTS

POSSIBILITY OF CUSTOMIZATIONS ON REQUEST

### 2 ZONES - Ø 150



#### THE KIT CONSISTS OF:

- 1 SINTERED POLYSTYRENE PLENUM, CUSTOM-MADE FOR THE INDOOR UNIT
- 2 COLLARS INTEGRATED IN THE PLENUM
- 2 WHITE ABS SUPPLY VENTS, installation hole 300 x 150 mm, external dimensions 334 x 184 mm, CODE PWD100014
- 2 INSULATED PLENUMS WITH REAR CONNECTION FOR VENT (334 x 184 mm), CODE PWD100005
- 2 CALIBRATION DAMPERS FOR VENT 332 x 182 mm, CODE W11161568
- 10 m DOUBLE-WALL FLEXIBLE INSULATED ALUMINUM HOSE, Ø150, CODE 11152152
- 1 WHITE ALUMINUM RETURN GRILLE, installation hole 300 x 150 mm, external dimensions 333 x 183 mm, CODE PWD100014 600 x 400 mm external dimensions 632 x 432 mm WITH FILTER 600 x 400 mm CODE WB11161525
- 4 HOSE CLAMPS

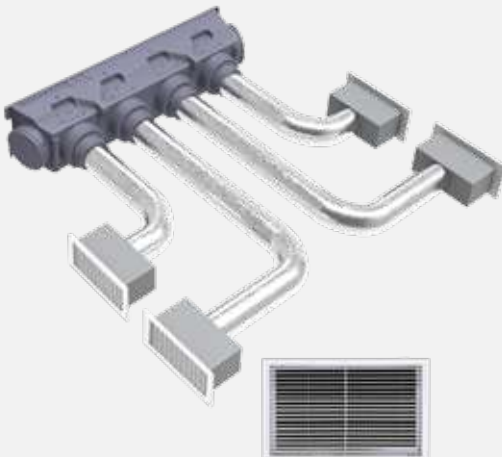
### 3 ZONES - Ø 150



#### THE KIT CONSISTS OF:

- 1 SINTERED POLYSTYRENE PLENUM, CUSTOM-MADE FOR THE INDOOR UNIT
- 3 COLLARS INTEGRATED IN THE PLENUM
- 3 WHITE ABS SUPPLY VENTS, installation hole 300 x 150 mm, external dimensions 334 x 184 mm, CODE PWD100014
- 3 INSULATED PLENUMS WITH REAR CONNECTION FOR VENT (334 x 184 mm), CODE PWD100005
- 3 CALIBRATION DAMPERS FOR VENT 332 x 182 mm, CODE W11161568
- 10 m DOUBLE-WALL FLEXIBLE INSULATED ALUMINUM HOSE, Ø150, CODE 11152152
- 1 WHITE ALUMINUM RETURN GRILLE, installation hole 300 x 150 mm, external dimensions 333 x 183 mm, CODE PWD100014 600 x 400 mm external dimensions 632 x 432 mm WITH FILTER 600 x 400 mm CODE WB11161525
- 6 HOSE CLAMPS

### 4 ZONES - Ø 150



#### THE KIT CONSISTS OF:


- 1 SINTERED POLYSTYRENE PLENUM, CUSTOM-MADE FOR THE INDOOR UNIT
- 4 COLLARS INTEGRATED IN THE PLENUM
- 4 WHITE ABS SUPPLY VENTS, installation hole 300 x 150 mm, external dimensions 334 x 184 mm, CODE PWD100014
- 3 INSULATED PLENUMS WITH REAR CONNECTION FOR VENT (334 x 184 mm), CODE PWD100005
- 4 CALIBRATION DAMPERS FOR VENT 332 x 182 mm, CODE W11161568
- 10 m DOUBLE-WALL FLEXIBLE INSULATED ALUMINUM HOSE, Ø150, CODE 11152152
- 1 WHITE ALUMINUM RETURN GRILLE, installation hole 300 x 150 mm, external dimensions 333 x 183 mm 600 x 400 mm external dimensions 632 x 432 mm WITH FILTER 600 x 400 mm CODE WB11161525
- 8 HOSE CLAMPS

# EOLO Ø150

## SVELTO KIT WITH SINTERED POLYSTYRENE PLENUM AND ADJUSTABLE ABS VENTS

POSSIBILITY OF CUSTOMIZATIONS ON REQUEST


### 2 ZONES - Ø 150



#### THE KIT CONSISTS OF:

- 1 SINTERED POLYSTYRENE PLENUM, CUSTOM-MADE FOR THE INDOOR UNIT
- 2 COLLARS INTEGRATED IN THE PLENUM
- 2 WHITE ABS SUPPLY VENTS, installation hole 300 x 150 mm, external dimensions 334 x 184 mm, CODE PWD100014
- 2 INSULATED PLENUMS WITH REAR CONNECTION FOR VENT (334 x 184 mm), CODE PWD100005
- 2 CALIBRATION DAMPERS FOR VENT 332 x 182 mm, CODE W11161568
- 10 m DOUBLE-WALL FLEXIBLE INSULATED ALUMINUM HOSE, Ø150, CODE 11152152
- 1 WHITE ALUMINUM RETURN GRILLE, installation hole 300 x 150 mm, external dimensions 333 x 183 mm 600 x 400 mm external dimensions 632 x 432 mm WITH FILTER 600 x 400 mm CODE WB11161525
- 4 HOSE CLAMPS


### 3 ZONES - Ø 150



#### THE KIT CONSISTS OF:

- 1 SINTERED POLYSTYRENE PLENUM, CUSTOM-MADE FOR THE INDOOR UNIT
- 3 COLLARS INTEGRATED IN THE PLENUM
- 3 WHITE ABS SUPPLY VENTS, installation hole 300 x 150 mm, external dimensions 334 x 184 mm, CODE PWD100014
- 3 INSULATED PLENUMS WITH REAR CONNECTION FOR VENT (334 x 184 mm) CODE PWD100005
- 3 CALIBRATION DAMPERS FOR VENT 332 x 182 mm, CODE W11161568
- 10 m DOUBLE-WALL FLEXIBLE INSULATED ALUMINUM HOSE, Ø150, CODE 11152152
- 1 WHITE ALUMINUM RETURN GRILLE, installation hole 300 x 150 mm, external dimensions 333 x 183 mm 600 x 400 mm external dimensions 632 x 432 mm WITH FILTER 600 x 400 mm CODE WB11161525
- 6 HOSE CLAMPS

### 4 ZONES - Ø 150



#### THE KIT CONSISTS OF:

- 1 SINTERED POLYSTYRENE PLENUM, CUSTOM-MADE FOR THE INDOOR UNIT
- 4 COLLARS INTEGRATED IN THE PLENUM
- 4 WHITE ABS SUPPLY VENTS, installation hole 300 x 150 mm, external dimensions 334 x 184 mm, CODE PWD100014
- 4 INSULATED PLENUMS WITH REAR CONNECTION FOR VENT (334 x 184 mm) CODE PWD100005
- 4 CALIBRATION DAMPERS FOR VENT 332 x 182 mm, CODE W11161568
- 10 m DOUBLE-WALL FLEXIBLE INSULATED ALUMINUM HOSE, Ø150, CODE 11152152
- 1 WHITE ALUMINUM RETURN GRILLE, installation hole 300 x 150 mm, external dimensions 333 x 183 mm 600 x 400 mm external dimensions 632 x 432 mm WITH FILTER 600 x 400 mm CODE WB11161525
- 8 HOSE CLAMPS

# LAM Ø150

## SVELTO KIT WITH INSULATED PLENUM MADE OF ELECTRO-GALVANIZED SHEET METAL AND ADJUSTABLE ABS VENTS

POSSIBILITY OF CUSTOMIZATIONS ON REQUEST

### 2 ZONES - Ø 150



#### THE KIT CONSISTS OF:

- 1 CUSTOM-MADE INSULATED PLENUM FOR INTERNAL UNIT
- 2 PLENUM COLLARS WITH Ø 150 mm CONNECTION
- 2 WHITE ABS SUPPLY VENTS, installation hole 300 x 150 mm, external dimensions 334 x 184 mm, CODE PWD100014
- 2 INSULATED PLENUMS WITH REAR CONNECTION FOR VENT (334 x 184 mm), CODE PWD100005
- 2 CALIBRATION DAMPERS FOR VENT 332 x 182 mm, CODE W11161568
- 10 m DOUBLE-WALL FLEXIBLE INSULATED ALUMINUM HOSE, Ø150, CODE 11152152
- 1 WHITE ALUMINUM RETURN GRILLE, installation hole 300 x 150 mm, external dimensions 333 x 183 mm, CODE PWD100014 600 x 400 mm
- External dimensions 632 x 432 mm WITH FILTER 600 x 400 mm COD. WB11161525
- 4 HOSE CLAMPS


### 3 ZONES - Ø 150



#### THE KIT CONSISTS OF:

- 1 CUSTOM-MADE INSULATED PLENUM FOR INTERNAL UNIT
- 3 PLENUM COLLARS WITH Ø 150 mm CONNECTION
- 3 WHITE ABS SUPPLY VENTS, installation hole 300 x 150 mm, external dimensions 334 x 184 mm, CODE PWD100014
- 3 INSULATED PLENUMS WITH REAR CONNECTION FOR VENT (334 x 184 mm), CODE PWD100005
- 3 CALIBRATION DAMPERS FOR VENT 332 x 182 mm, CODE W11161568
- 10 m DOUBLE-WALL FLEXIBLE INSULATED ALUMINUM HOSE, Ø150, CODE 11152152
- 1 WHITE ALUMINUM RETURN GRILLE, installation hole 300 x 150 mm, external dimensions 333 x 183 mm, CODE PWD100014 600 x 400 mm external dimensions 632 x 432 WITH FILTER 600 x 400 mm CODE WB11161525
- 6 HOSE CLAMPS


### 4 ZONES - Ø 150



#### THE KIT CONSISTS OF:

- 1 CUSTOM-MADE INSULATED PLENUM FOR INTERNAL UNIT
- 4 PLENUM COLLARS WITH Ø 150 mm CONNECTION
- 4 WHITE ABS SUPPLY VENTS, installation hole 300 x 150 mm, external dimensions 334 x 184 mm, CODE PWD100014
- 4 INSULATED PLENUMS WITH REAR CONNECTION FOR VENT (334 x 184 mm), CODE PWD100005
- 4 CALIBRATION DAMPERS FOR VENT 332 x 182 mm, CODE W11161568
- 10 m DOUBLE-WALL FLEXIBLE INSULATED ALUMINUM HOSE, Ø150 CODE 11152152
- 1 WHITE ALUMINUM RETURN GRILLE, installation hole 300 x 150 mm, external dimensions 333 x 183 mm 600 x 400 mm external dimensions 632 x 432 mm WITH FILTER 600 x 400 mm CODE WB11161525
- 8 HOSE CLAMPS

### 5 ZONES - Ø 150



#### THE KIT CONSISTS OF:


- 1 CUSTOM-MADE INSULATED PLENUM FOR INTERNAL UNIT
- 5 PLENUM COLLARS WITH Ø 150 mm CONNECTION
- 5 WHITE ABS SUPPLY VENTS, installation hole 300 x 150 mm, external dimensions 334 x 184 mm, CODE PWD100014
- 5 INSULATED PLENUMS WITH REAR CONNECTION FOR VENT (334 x 184 mm), CODE PWD100005
- 5 CALIBRATION DAMPERS FOR VENT 332 x 182 mm, CODE W11161568
- 2 x 10 DOUBLE-WALL FLEXIBLE DUCT IN INSULATED ALUMINUM, Ø150 CODE 11152152
- 1 WHITE ALUMINUM RETURN GRILLE, installation hole 300 x 150 mm, external dimensions 333 x 183 mm 600 x 400 mm external dimensions 632 x 432 mm WITH FILTER 600 x 400 mm CODE WB11161525
- 10 HOSE CLAMPS

# EOLO MINI Ø150

## SVELTO KIT WITH SINTERED POLYSTYRENE PLENUM AND 15° ANGLED BLADES VENTS

POSSIBILITY OF CUSTOMIZATIONS ON REQUEST


### 2 ZONES - Ø 150



#### THE KIT CONSISTS OF:

- 1 SINTERED POLYSTYRENE PLENUM, CUSTOM-MADE FOR THE INDOOR UNIT
- 2 COLLARS INTEGRATED IN THE PLENUM
- 2 LINEAR VENTS IN WHITE PAINTED ALUMINUM WITH FRAME WITH FIXED BLADES ANGLED 15° - installation hole 300 x 150 mm, external dimensions 335 x 185 mm CODE PWC100106
- 2 INSULATED PLENUMS WITH REAR CONNECTION FOR VENT (335 x 185 mm) CODE PWD100005
- 2 CALIBRATION DAMPERS FOR VENT 332 x 182 mm CODE W11161568
- 10 m DOUBLE-WALL FLEXIBLE DUCT IN INSULATED ALUMINUM Ø150 CODE 11152152
- 1 WHITE ALUMINUM INTAKE GRILLE, installation hole 600 x 400 mm, external dimensions 632 x 432 mm, WITH FILTER 600 x 400 mm, CODE WB11161525
- 4 HOSE CLAMPS


### 3 ZONES - Ø 150



#### THE KIT CONSISTS OF:

- 1 SINTERED POLYSTYRENE PLENUM, CUSTOM-MADE FOR THE INDOOR UNIT
- 3 COLLARS INTEGRATED IN THE PLENUM
- 3 LINEAR VENTS IN WHITE PAINTED ALUMINUM WITH FRAME AND FIXED BLADES ANGLED 15° - installation hole 300 x 150 mm, external dimensions 335 x 185 mm CODE PWC100106
- 3 INSULATED PLENUMS WITH REAR CONNECTION FOR VENT (335 x 185 mm) CODE PWD100005
- 3 CALIBRATION DAMPERS FOR VENT 332 x 182 mm CODE W11161568
- 10 m DOUBLE-WALL FLEXIBLE DUCT IN INSULATED ALUMINUM Ø150 CODE 11152152
- 1 WHITE ALUMINUM INTAKE GRILLE, installation hole 600 x 400 mm, external dimensions 632 x 432 mm, WITH FILTER 600 x 400 mm, CODE WB11161525
- 6 HOSE CLAMPS

### 4 ZONES - Ø 150



#### THE KIT CONSISTS OF:


- 1 SINTERED POLYSTYRENE PLENUM, CUSTOM-MADE FOR THE INDOOR UNIT
- 4 COLLARS INTEGRATED IN THE PLENUM
- 4 LINEAR VENTS IN WHITE PAINTED ALUMINUM WITH FRAME WITH FIXED BLADES ANGLED 15° - installation hole 300 x 150 mm, external dimensions 335 x 185 mm CODE PWC100106
- 4 INSULATED PLENUMS WITH REAR CONNECTION FOR VENT (335 x 185 mm) CODE PWD100005
- 4 CALIBRATION DAMPERS FOR VENT 332 x 182 mm CODE W11161568
- 10 m DOUBLE-WALL FLEXIBLE DUCT IN INSULATED ALUMINUM Ø150 CODE 11152152
- 1 WHITE ALUMINUM INTAKE GRILLE, installation hole 600 x 400 mm, external dimensions 632 x 432 mm, WITH FILTER 600 x 400 mm, CODE WB11161525
- 8 HOSE CLAMPS

# EOLO Ø150

## SVELTO KIT WITH SINTERED POLYSTYRENE PLENUM AND 15° ANGLED BLADES VENTS

POSSIBILITY OF CUSTOMIZATIONS ON REQUEST


### 2 ZONES - Ø 150



#### THE KIT CONSISTS OF:

- 1 SINTERED POLYSTYRENE PLENUM, CUSTOM-MADE FOR THE INDOOR UNIT
- 2 COLLARS INTEGRATED IN THE PLENUM
- 2 LINEAR VENTS IN WHITE PAINTED ALUMINUM WITH FRAME WITH FIXED BLADES ANGLED 15° - installation hole 300 x 150 mm, external dimensions 335 x 185 mm CODE PWC100106
- 2 INSULATED PLENUMS WITH REAR CONNECTION FOR VENT (335 x 185 mm) CODE PWD100005
- 2 CALIBRATION DAMPERS FOR VENT 332 x 182 mm CODE W11161568
- 10 m DOUBLE-WALL FLEXIBLE DUCT IN INSULATED ALUMINUM Ø150 CODE 11152152
- 1 WHITE ALUMINUM INTAKE GRILLE, installation hole 600 x 400 mm, external dimensions 632 x 432 mm, WITH FILTER 600 x 400 mm, CODE WB11161525
- 4 HOSE CLAMPS


### 3 ZONES - Ø 150



#### THE KIT CONSISTS OF:

- 1 SINTERED POLYSTYRENE PLENUM, CUSTOM-MADE FOR THE INDOOR UNIT
- 3 COLLARS INTEGRATED IN THE PLENUM
- 3 LINEAR VENTS IN WHITE PAINTED ALUMINUM WITH FRAME AND FIXED BLADES ANGLED 15° - installation hole 300 x 150 mm, external dimensions 335 x 185 mm CODE PWC100106
- 3 INSULATED PLENUMS WITH REAR CONNECTION FOR VENT (335 x 185 mm) CODE PWD100005
- 3 CALIBRATION DAMPERS FOR VENT 332 x 182 mm CODE W11161568
- 10 m DOUBLE-WALL FLEXIBLE DUCT IN INSULATED ALUMINUM Ø150 CODE 11152152
- 1 WHITE ALUMINUM INTAKE GRILLE, installation hole 600 x 400 mm, external dimensions 632 x 432 mm, WITH FILTER 600 x 400 mm, CODE WB11161525
- 6 HOSE CLAMPS

### 4 ZONES - Ø 150



#### THE KIT CONSISTS OF:


- 1 SINTERED POLYSTYRENE PLENUM, CUSTOM-MADE FOR THE INDOOR UNIT
- 4 COLLARS INTEGRATED IN THE PLENUM
- 4 LINEAR VENTS IN WHITE PAINTED ALUMINUM WITH FRAME AND FIXED BLADES ANGLED 15° - installation hole 300 x 150 mm, external dimensions 335 x 185 mm CODE PWC100106
- 4 INSULATED PLENUMS WITH REAR CONNECTION FOR VENT (335 x 185 mm) CODE PWD100005
- 4 CALIBRATION DAMPERS FOR VENT 332 x 182 mm CODE W11161568
- 10 m DOUBLE-WALL FLEXIBLE DUCT IN INSULATED ALUMINUM Ø150 CODE 11152152
- 1 WHITE ALUMINUM INTAKE GRILLE, installation hole 600 x 400 mm, external dimensions 632 x 432 mm, WITH FILTER 600 x 400 mm, CODE WB11161525
- 8 HOSE CLAMPS

# LAM Ø150

## SVELTO KIT WITH INSULATED PLENUM IN ELECTRO-GALVANIZED SHEET METAL AND 15° INCLINED FLAPS

POSSIBILITY OF CUSTOMIZATIONS ON REQUEST

### 2 ZONES - Ø 150



#### THE KIT CONSISTS OF:

- 1 CUSTOM-MADE INSULATED PLENUM FOR INDOOR UNIT
- 2 PLENUM COLLARS WITH Ø 150 mm CONNECTION
- 2 LINEAR VENTS IN WHITE PAINTED ALUMINUM WITH FRAME
- WITH FIXED BLADES ANGLED 15° - installation hole 300 x 150 mm, external dimensions 335 x 185 mm CODE PWC100106
- 2 INSULATED PLENUMS WITH REAR CONNECTION FOR VENT (335 x 185 mm) CODE PWD100005
- 2 CALIBRATION DAMPERS FOR VENT 332 x 182 mm CODE W11161568
- 10 m DOUBLE-WALL FLEXIBLE DUCT IN INSULATED ALUMINUM Ø150 CODE 11152152
- 1 WHITE ALUMINUM INTAKE GRILLE, installation hole 600 x 400 mm
- External dimensions 632 x 432 mm WITH 600 x 400 mm FILTER, CODE WB11161525
- 4 HOSE CLAMPS


### 3 ZONES - Ø 150



#### THE KIT CONSISTS OF:

- 1 CUSTOM-MADE INSULATED PLENUM FOR INDOOR UNIT
- 3 PLENUM COLLARS WITH Ø 150 mm CONNECTION
- 3 LINEAR VENTS IN WHITE PAINTED ALUMINUM WITH FRAME
- WITH FIXED BLADES ANGLED 15° - installation hole 300 x 150 mm, external dimensions 335 x 185 mm CODE PWC100106
- 3 INSULATED PLENUMS WITH REAR CONNECTION FOR VENT (335 x 185 mm) CODE PWD100005
- 3 CALIBRATION DAMPERS FOR VENT 332 x 182 mm CODE W11161568
- 10 m DOUBLE-WALL FLEXIBLE DUCT IN INSULATED ALUMINUM Ø150 CODE 11152152
- 1 WHITE ALUMINUM INTAKE GRILLE, installation hole 600 x 400 mm, external dimensions 632 x 432 mm, WITH FILTER 600 x 400 mm, CODE WB11161525
- 6 HOSE CLAMPS

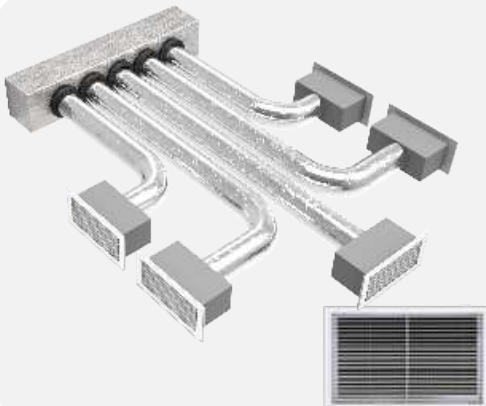
### 4 ZONES - Ø 150



#### THE KIT CONSISTS OF:

- 1 CUSTOM-MADE INSULATED PLENUM FOR INDOOR UNIT
- 4 PLENUM COLLARS WITH Ø 150 mm CONNECTION
- 4 LINEAR VENTS IN WHITE PAINTED ALUMINUM WITH FRAME
- WITH FIXED BLADES ANGLED 15° - installation hole 300 x 150 mm, external dimensions 335 x 185 mm CODE PWC100106
- 4 INSULATED PLENUMS WITH REAR CONNECTION FOR VENT (335 x 185 mm) CODE PWD100005
- 4 CALIBRATION DAMPERS FOR VENT 332 x 182 mm CODE W11161568
- 10 m DOUBLE-WALL FLEXIBLE DUCT IN INSULATED ALUMINUM Ø150 CODE 11152152
- 1 WHITE ALUMINUM INTAKE GRILLE, installation hole 600 x 400 mm, external dimensions 632 x 432 mm, WITH FILTER 600 x 400 mm, CODE WB11161525
- 8 HOSE CLAMPS

### 5 ZONES - Ø 150




#### THE KIT CONSISTS OF:

- 1 CUSTOM-MADE INSULATED PLENUM FOR INDOOR UNIT
- 5 PLENUM COLLARS WITH Ø 150 mm CONNECTION
- 5 LINEAR VENTS IN WHITE PAINTED ALUMINUM WITH FRAME
- WITH FIXED BLADES ANGLED 15° - installation hole 300 x 150 mm, external dimensions 335 x 185 mm CODE PWC100106
- 5 INSULATED PLENUMS WITH REAR CONNECTION FOR VENT (335 x 185 mm) CODE PWD100005
- 5 CALIBRATION DAMPERS FOR VENT 332 x 182 mm CODE W11161568
- 2 x 10 DOUBLE-WALL FLEXIBLE DUCT IN INSULATED ALUMINUM Ø150 CODE 11152152
- 1 WHITE ALUMINUM INTAKE GRILLE, installation hole 600 x 400 mm, external dimensions 632 x 432 mm, WITH FILTER 600 x 400 mm, CODE WB11161525
- 10 HOSE CLAMPS

# SVELTO KIT WITH SINTERED POLYSTYRENE PLENUM AND LINEAR DIFFUSERS

COMPLETE KIT WITH LINEAR DIFFUSERS AVAILABLE IN YOUR CHOICE IN CONDENSATION-RESISTANT PVC PLASTIC OR ALUMINUM MODELS

AVAILABLE ON REQUEST



**PLENUM EOLO MINI**  
Ø150



**PLENUM EOLO**  
Ø150



**PLENUM SHEET METAL**  
Ø150



## EXAMPLE OF A 2-ZONE EOLO MINI Ø150 KIT

- 1 sintered polystyrene plenum box, custom-made for the indoor unit
- 2 collars integrated into the plenum box
- 2 linear diffusers, choose from anti-condensation PVC plastic or aluminum models
- 2 universal insulated plenum boxes for linear diffusers with 2 slots, length 1000 mm, code PWD402591
- 10 m of double-walled, insulated aluminum hose, diameter 150 mm, code 11152152
- White aluminum return grille, installation hole 600 x 400 mm, external dimensions 632 x 432 mm, with 600 x 400 mm filter, code WB11161525
- 4 hose clamps

## CONFIGURE YOUR PLENUM

 on the website [tecnosystemi.com](https://tecnosystemi.com)



Automatically generate **QUOTES** and **TECHNICAL DATA SHEET** for the selected products



## CONFIGURA IL TUO KIT SVELTO

 on the website [tecnosystemi.com](https://tecnosystemi.com)

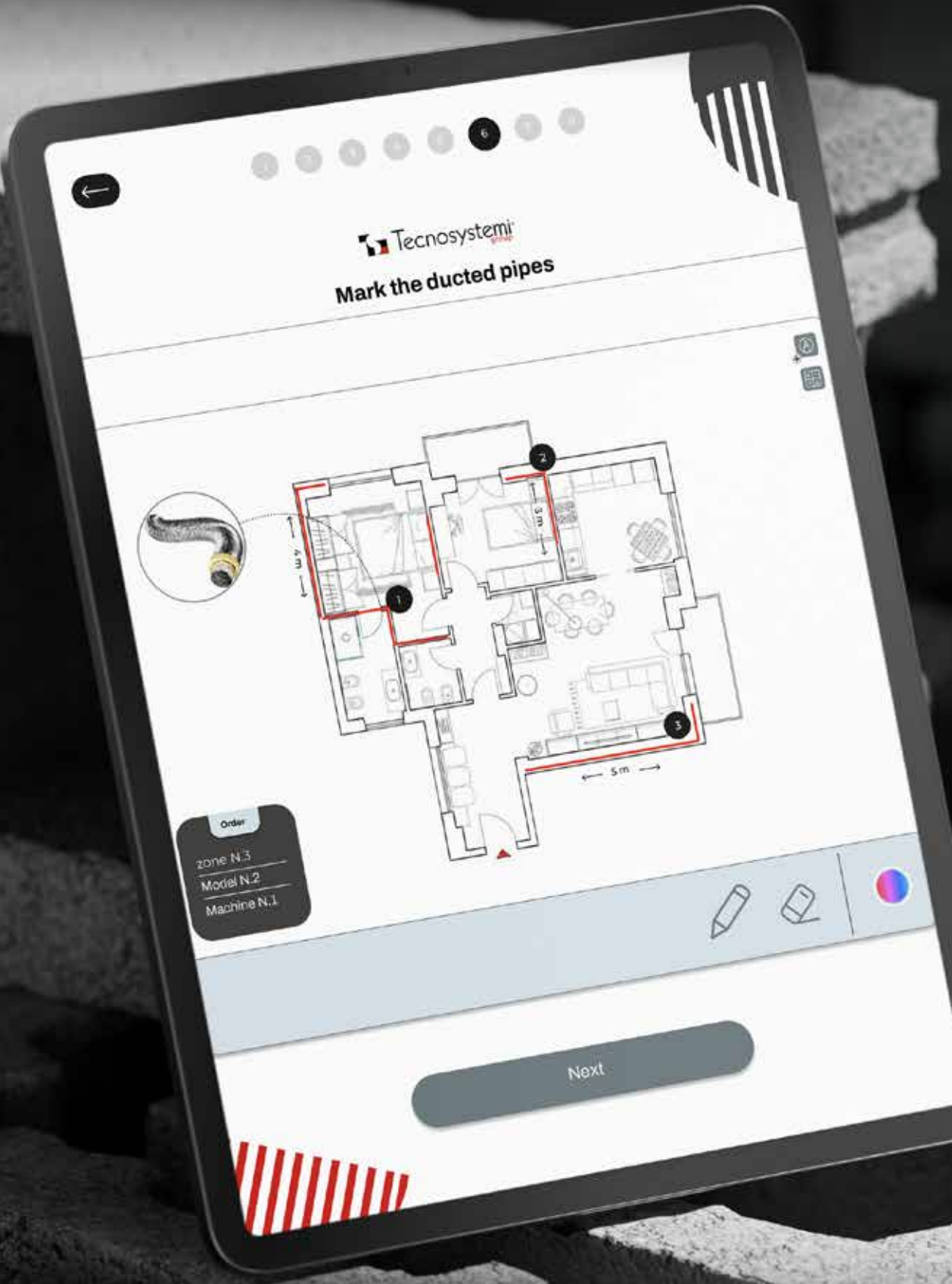


Automatically generate **QUOTES** and **TECHNICAL DATA SHEET** for the selected products




# TRY THE NEW SOFTWARE

for sizing your ducted system





## COMPLETE AIR DISTRIBUTION SYSTEM FOR DUCTED UNITS

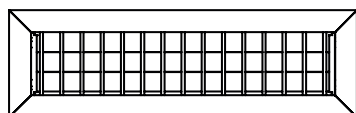


EXAMPLE OF THE SVELTO 4-ZONE "EOLO" KIT WITH ADJUSTABLE BLADES

CONFIGURE YOUR SYSTEM  
"QUICK KIT"

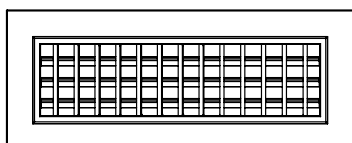


### SOLUTIONS



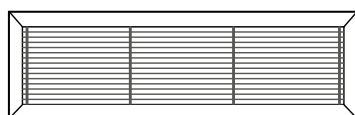
#### COMPLETE KIT WITH ADJUSTABLE BLADES NOZZLE

for kit Ø150  
for kit Ø200




#### COMPLETE KIT WITH ABS NOZZLE WITH ADJUSTABLE BLADES

for kit Ø150



#### COMPLETE KIT WITH 15° INCLINED FIXED BLADES NOZZLE

for kit Ø150



#### COMPLETE KIT WITH LINEAR PLASTIC DIFFUSERS ANTI-CONDENSATION PVC AND ALUMINUM

#### Svelto kits offer multiple installation options.
















You can choose between **adjustable louver vents**, **fixed louvers angled at 15°**, or **linear diffusers**. In addition to aesthetic solutions, you can also purchase **kits sized for Ø150 or Ø200 ducts**.



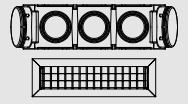
Svelto kits contain all the accessories needed to properly channel the air produced by the indoor unit and distribute it optimally throughout each room.

**Svelto kits are available in models with 2 to 6 zones, with Ø150 or Ø200 ducts, and can be customized upon request.**

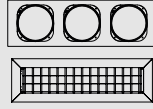
**ATTENTION: IN ORDER TO SATISFY YOUR NEEDS, WHEN ORDERING, CHECK THE MATERIAL DESCRIBED IN THE KIT (E.G. THE LENGTH OF THE PIPES AND THE TECHNICAL CHARACTERISTICS).**

## COMPLETE KITS WITH EVERY COMPONENT FOR AIR DISTRIBUTION

<b>DAIKIN</b>	page 180	<b>AERMEC</b>	page 206
<b>SAMSUNG</b>	page 184		page 208
<b>Haier</b>	page 188		page 210
<b>MITSUBISHI</b> HEAVY INDUSTRIES, LTD.	page 190	<b>Hisense</b>	page 210
<b>Panasonic</b>	page 190		page 210
<b>TOSHIBA</b>	page 192		page 210
 Fuji Electric	page 192	<b>HOKKAIDO</b>	page 210
<b>Midea</b>	page 194	<b>UNICAL</b>	page 212
<b>BAXI</b>	page 194		page 212
	page 194	<b>MAXA</b>	page 212
<b>FUJITSU</b>	page 198	<b>STELBI</b>	page 212
	page 198	<b>BOSCH</b>	page 214
<b>HITACHI</b>	page 200	<b>FERROLI</b>	page 214
<b>VIESSMANN</b>	page 200	<b>IMMERGAS</b>	page 214
	page 200	<b>RIELLO</b>	page 214
	page 202	<b>VAILLANT</b>	page 214
	page 202		page 216
	page 202	<b>TOYOTOMI</b>	page 216
	page 204	<b>CLIMAVENETA</b>	page 216
<b>EMMETI</b>	page 204		page 217
		<b>CLIMA AUX</b>	page 217

	Ø [mm] PIPES						
		KIT 2 ZONES	KIT 3 ZONES	KIT 4 ZONES	KIT 2 ZONES	KIT 3 ZONES	
		CODE	CODE	CODE	CODE	CODE	CODE
<ul style="list-style-type: none"> <li>• FXSQ-A 40/50</li> <li>• FBA-A 35/50</li> <li>• FXSA-A 40/50</li> </ul>	150	PWD300074	PWD300075	-	PL11166051	PL11166053	
	200	-	-	-	PWD300716	-	
<ul style="list-style-type: none"> <li>• FXSQ-A 63/80</li> <li>• FBA-A 60/71</li> <li>• FXSA-A 63/80</li> </ul>	150	PWD300076	PWD300077	PWD300078	PL11166062	PL11166063	
	200	-	-	-		PWD300726	
<ul style="list-style-type: none"> <li>• FDA-A 125</li> <li>• FDQ-C 125</li> </ul>	150	-	-	-	PL11166022	-	
<ul style="list-style-type: none"> <li>• FXSQ-A 100/125</li> <li>• FBA-A 100/125/140</li> <li>• FXSA-A 100/125</li> </ul>	150	-	-	-	-	PL11166073	
	200	-	-	-	-	-	
<ul style="list-style-type: none"> <li>• FXDQ-A 15/20/25/32</li> <li>• FXDA-A 10/15/20/25/32</li> <li>• FDXM-F 25/35</li> </ul>	150	PWD300079	PWD300080	PWD300081	PL11166032	PL11166033	
<ul style="list-style-type: none"> <li>• FXDQ-A 63</li> <li>• FXDA-A 63</li> <li>• FDXM-F 50/60</li> </ul>	150	-	-	-	PL11166042	PL11166043	
	200	-	-	-	-	-	
<ul style="list-style-type: none"> <li>• FXSQ-A 15/20/25/32</li> <li>• FXSA-A 15/20/25/32</li> </ul>	150	PWD300082	PWD300083	-	PL11167391	-	
<ul style="list-style-type: none"> <li>• FWS-AT 6</li> <li>• FWM 35/4/6</li> </ul>	150	-	-	-	-	PL11167433	
<ul style="list-style-type: none"> <li>• FWB-BT 2/3/4</li> <li>• FWP-AT 2/3/4</li> </ul>	150	-	-	-	PL11167422	-	
<ul style="list-style-type: none"> <li>• FWB-BT 5/6/7</li> <li>• FWP-AT 5/6/7</li> </ul>	150	-	-	-	PL11167442	PL11167443	
<ul style="list-style-type: none"> <li>• FWD-AT/AF 8/10</li> </ul>	150	-	-	-	-	-	
<ul style="list-style-type: none"> <li>• FWB-BT 8/9/10</li> </ul>	150	-	-	-	-	-	
<ul style="list-style-type: none"> <li>• FNA-A 25/35</li> <li>• FNQ-A 25/35</li> </ul>	150	-	-	-	PWD300275	-	
<ul style="list-style-type: none"> <li>• FWE-DATN5V3 03/04/05/06</li> </ul>	150	PWD301150	-	-	-	-	
<ul style="list-style-type: none"> <li>• FWP-CTN/CFN 04/05</li> </ul>	150	-	-	-	PWD301234	PWD301235	

**SVELTO KIT WITH  
"EOLO" SINTERED  
POLYSTYRENE PLENUM  
AND ADJUSTABLE NOZZLE**



**SVELTO KIT WITH INSULATED  
ELECTRO-GALVANIZED  
SHEET METAL PLENUM  
AND ADJUSTABLE NOZZLE**

	KIT 4 ZONES	KIT 5 ZONES	KIT 6 ZONES
	CODE	CODE	CODE
	-	-	-
	PWD300718	-	-
	PL11166064	-	-
	PWD300727	-	-
	-	-	-
	PL11166074	PL11166075	-
	PWD300739	-	-
	-	-	-
	PL11166044	PL11166045	-
	-	-	-
	-	-	-
	-	-	-
	-	-	-
	PL11167444	-	-
	-	-	-
	-	-	-
	-	-	-
	-	-	-
	-	-	-
	-	-	-

KIT 2 ZONES	KIT 3 ZONES	KIT 4 ZONES	KIT 5 ZONES	KIT 6 ZONES
CODE	CODE	CODE	CODE	CODE
11166052	11166053	11166054	-	-
PWD300580	PWD300581	PWD300582	-	-
11166062	11166063	11166064	11166065	-
PWD300587	PWD300588	PWD300589	-	-
-	-	-	-	-
-	-	11166074	11166075	11166076
-	PWD300597	PWD300598	-	-
11166032	11166033	11166034	-	-
-	11166043	11166044	11166045	11166046
-	-	-	-	-
-	-	-	-	-
-	11167423	-	-	-
-	11167443	-	-	-
-	-	-	-	11167726
-	-	11167474	-	-
-	-	-	-	-
-	-	-	-	-
-	PWD301238	PWD301239	-	-

DAIKIN	Ø [mm] PIPES	SVELTO KIT WITH "MINI EOLO" SINTERED POLYSTYRENE PLENUM AND ADJUSTABLE NOZZLE		
		KIT 2 ZONES	KIT 3 ZONES	KIT 4 ZONES
		CODE	CODE	CODE
<ul style="list-style-type: none"> <li>FXSQ-A 40/50</li> <li>FBA-A 35/50</li> <li>FXSA-A 40/50</li> </ul>	150	-	PWD301340	-
<ul style="list-style-type: none"> <li>FXSQ-A 63/80</li> <li>FBA-A 60/71</li> <li>FXSA-A 63/80</li> </ul>	150	-	-	PWD301354
<ul style="list-style-type: none"> <li>FXDQ-A 15/20/25/32</li> <li>FXDA-A 10/15/20/25/32</li> <li>FDXM-F 25/35</li> </ul>	150	-	-	-

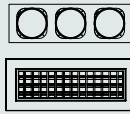
SVELTO KIT WITH "MINI EOLO" SINTERED POLYSTYRENE PLENUM AND ADJUSTABLE NOZZLE		
KIT 2 ZONES		
CODE		
PWD301350		
-		
-		

DAIKIN	Ø [mm] PIPES	SVELTO KIT WITH "MINI EOLO" SINTERED POLYSTYRENE PLENUM AND NOZZLE INCLINED AT 15°		
		KIT 2 ZONES	KIT 3 ZONES	KIT 4 ZONES
		CODE	CODE	CODE
<ul style="list-style-type: none"> <li>FXSQ-A 40/50</li> <li>FBA-A 35/50</li> <li>FXSA-A 40/50</li> </ul>	150	-	PWD301056	-
<ul style="list-style-type: none"> <li>FXSQ-A 63/80</li> <li>FBA-A 60/71</li> <li>FXSA-A 63/80</li> </ul>	150	-	-	PWD301057
<ul style="list-style-type: none"> <li>FXDQ-A 15/20/25/32</li> <li>FXDA-A 10/15/20/25/32</li> <li>FDXM-F 25/35</li> </ul>	150	-	-	-

SVELTO KIT WITH "MINI EOLO" SINTERED POLYSTYRENE PLENUM AND NOZZLE INCLINED AT 15°		
KIT 2 ZONES		
CODE		
PWD301050		
-		
-		

**SVELTO KIT WITH  
"EOLO" SINTERED  
POLYSTYRENE PLENUM  
AND ADJUSTABLE NOZZLE**

	<b>KIT 3 ZONES</b>	<b>KIT 4 ZONES</b>
	<b>CODE</b>	<b>CODE</b>
	PWD301341	-
	-	-
	-	-

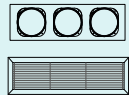


**SVELTO KIT WITH INSULATED  
ELECTRO-GALVANIZED  
SHEET METAL PLENUM  
AND ADJUSTABLE NOZZLE**

<b>KIT 2 ZONES</b>	<b>KIT 3 ZONES</b>	<b>KIT 4 ZONES</b>	<b>KIT 5 ZONES</b>
<b>CODE</b>	<b>CODE</b>	<b>CODE</b>	<b>CODE</b>
PWD301338	PWD301336	PWD301334	-
-	PWD301348	PWD301342	-
PWD301349	-	-	PWD301352

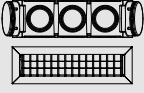
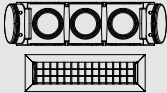
**SVELTO KIT WITH  
"MINI EOLO" SINTERED  
POLYSTYRENE PLENUM  
AND NOZZLE INCLINED AT 15°**

	<b>KIT 3 ZONES</b>	<b>KIT 4 ZONES</b>
	<b>CODE</b>	<b>CODE</b>
	PWD301051	-
	PWD301052	PWD301053
	-	-

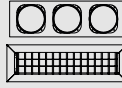


**SVELTO KIT WITH INSULATED  
ELECTRO-GALVANIZED  
SHEET METAL PLENUM  
AND NOZZLE INCLINED AT 15°**

<b>KIT 2 ZONES</b>	<b>KIT 3 ZONES</b>	<b>KIT 4 ZONES</b>	<b>KIT 5 ZONES</b>
<b>CODE</b>	<b>CODE</b>	<b>CODE</b>	<b>CODE</b>
PWD301038	PWD301039	PWD301040	-
-	PWD301041	PWD301042	PWD301043
PWD301035	PWD301036	-	-

SAMSUNG	Ø [mm] PIPES	 SVELTO KIT WITH "MINI EOLO" SINTERED POLYSTYRENE PLENUM AND ADJUSTABLE NOZZLE					
		KIT 2 ZONES	KIT 3 ZONES	KIT 4 ZONES	KIT 2 ZONES	KIT 3 ZONES	
		CODE	CODE	CODE	CODE	CODE	
<ul style="list-style-type: none"> <li>• AJ026TNLDEG/EU</li> <li>• AJ035TNLDEG/EU</li> <li>• AM017ANLDKH/EU</li> <li>• AM022ANLDKH/EU</li> <li>• AM028ANLDKH/EU</li> <li>• AM036ANLDKH/EU</li> <li>• AE022ANLDEH/EU</li> <li>• AE028ANLDEH/EU</li> <li>• AE036ANLDEH/EU</li> <li>• AJ026TNLPEG/EU</li> <li>• AJ035TNLPEG/EU"</li> </ul>	150	-	PWD300934	-	PWD300932	-	
<ul style="list-style-type: none"> <li>• AC035MNMDKH/EU</li> <li>• AC052MNMDKH/EU</li> <li>• AC060MNMDKH/EU</li> <li>• AC035RNMDKG/EU</li> <li>• AC052RNMDKG/EU</li> <li>• AC071RNMDKG/EU</li> <li>• AM022ANMPKH/EU</li> <li>• AM028ANMPKH/EU</li> <li>• AM036ANMPKH/EU</li> <li>• AM045ANMPKH/EU</li> <li>• AM056ANMPKH/EU</li> <li>• AM071ANMPKH/EU</li> <li>• AE036BNMPEH/EU</li> <li>• AE056BNMPEH/EU</li> <li>• AE071ANMPEH/EU</li> <li>• AC052BNMPKG/EU</li> <li>• AM022DNMDKG/EU</li> <li>• AM028DNMDKG/EU</li> <li>• AM036DNMDKG/EU</li> <li>• AM045DNMDKG/EU</li> <li>• AM056DNMDKG/EU</li> <li>• AM071DNMDKG/EU</li> </ul>	150	-	-	-	PL11166952	PL11166953	
	200	-	-	-	-	-	
<ul style="list-style-type: none"> <li>• AC090MNMDKH/EU</li> <li>• AC100MNMDKH/EU</li> <li>• AC071BNMPKG/EU</li> <li>• AC100RNMDKG/EU</li> <li>• AM090ANMPKH/EU</li> <li>• AE090ANMPEH/EU</li> <li>• AM090DNMDKG/EU</li> </ul>	150	-	-	-	-	-	
	200	-	-	-	-	PWD300753	
<ul style="list-style-type: none"> <li>• AC120MNMDKH/EU</li> <li>• AC140MNMDKH/EU</li> <li>• AC120RNMDKG/EU</li> <li>• AC140RNMDKG/EU</li> <li>• AC100BNMPKG/EU</li> <li>• AC120BNMPKG/EU</li> <li>• AM112ANMPKH/EU</li> <li>• AM128ANMPKH/EU</li> <li>• AM140ANMPKH/EU</li> <li>• AM112DNMDKG/EU</li> <li>• AM128DNMDKG/EU</li> <li>• AM140DNMDKG/EU</li> </ul>	150	-	-	-	-	-	

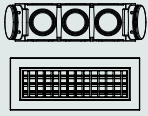
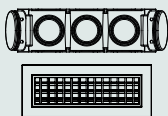
**SVELTO KIT WITH  
"EOLO" SINTERED  
POLYSTYRENE PLENUM  
AND ADJUSTABLE NOZZLE**

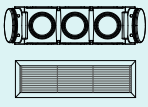
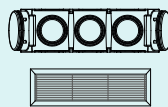


**SVELTO KIT WITH INSULATED  
ELECTRO-GALVANIZED  
SHEET METAL PLENUM  
AND ADJUSTABLE NOZZLE**

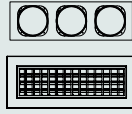
	KIT 4 ZONES	KIT 5 ZONES	KIT 6 ZONES
	CODE	CODE	CODE
	-	-	-
	PL11166954	-	-
	-	-	-
	PL11166974	-	-
	PWD300754	-	-
	-	-	-

	KIT 2 ZONES	KIT 3 ZONES	KIT 4 ZONES	KIT 5 ZONES	KIT 6 ZONES
	CODE	CODE	CODE	CODE	CODE
	PWD300814	PWD300815	PWD300816	-	-
	11166952	11166953	11166954	11166955	-
	PWD300614	PWD300615	PWD300616	-	-
		11166973	11166974	11166975	11166976
	PWD300619	PWD300620	-	-	-
	-	-	-	11166985	11166986

SAMSUNG	∅ [mm] PIPES	 SVELTO KIT WITH "MINI EOLO" SINTERED POLYSTYRENE PLENUM AND ABS VENTS WITH ADJUSTABLE NOZZLES					
		KIT 2 ZONES	KIT 3 ZONES	KIT 4 ZONES	KIT 2 ZONES		
		CODE	CODE	CODE	CODE		
<ul style="list-style-type: none"> <li>• AC-MNMDKH/EU 035/052/060/071</li> <li>• AC-BNBPKG/EU 035/052</li> <li>• AE-MNMPEH/EU 071</li> <li>• AE-BNMPEH 036/056</li> <li>• AE-ANMPEH 071</li> <li>• AC-RNMDKG/EU 035/052/071</li> <li>• AM-HNMPKH 036/056/071</li> <li>• AM- HNMPKH 045</li> <li>• AM-HNMPKH 036/056/071</li> <li>• AC-JNMCEH/EU 035</li> </ul>	150	-	-	-	-		

SAMSUNG	∅ [mm] PIPES	 SVELTO KIT WITH "MINI EOLO" SINTERED POLYSTYRENE PLENUM AND VENTS WITH NOZZLE INCLINED AT 15°					
		KIT 2 ZONES	KIT 3 ZONES	KIT 4 ZONES	KIT 2 ZONES		
		CODE	CODE	CODE	CODE		
<ul style="list-style-type: none"> <li>• AE-MNLDEH/EU 22/28/36</li> <li>• AC-RNLDKG/EU 26/35</li> <li>• AM-FNLDEH/EU 17/22/28/36</li> </ul>	150		-	-	-		
<ul style="list-style-type: none"> <li>• AC-MNMDKH/EU 035/052/060/071</li> <li>• AC-BNBPKG/EU 035/052</li> <li>• AE-MNMPEH/EU 071</li> <li>• AE-BNMPEH 036/056</li> <li>• AE-ANMPEH 071</li> <li>• AC-RNMDKG/EU 035/052/071</li> <li>• AM-HNMPKH 036/056/071</li> <li>• AM- HNMPKH 045</li> <li>• AM-HNMPKH 036/056/071</li> <li>• AC-JNMCEH/EU 035</li> </ul>	150	-	-	-	-		

SVELTO KIT WITH  
"EOLO" SINTERED  
POLYSTYRENE PLENUM  
AND ABS VENTS WITH  
ADJUSTABLE NOZZLES

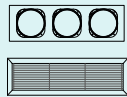


SVELTO KIT WITH INSULATED  
ELECTRO-GALVANIZED  
SHEET METAL PLENUM  
AND ABS VENTS WITH  
ADJUSTABLE NOZZLES

	KIT 3 ZONES	KIT 4 ZONES
	CODE	CODE
	-	-

KIT 2 ZONES	KIT 3 ZONES	KIT 4 ZONES	KIT 5 ZONES
CODE	CODE	CODE	CODE
PWD301351	PWD301344	PWD301353	-

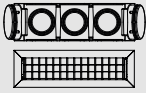
SVELTO KIT WITH  
"EOLO" SINTERED  
POLYSTYRENE PLENUM  
AND VENTS WITH NOZZLE  
INCLINED AT 15°



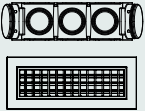
SVELTO KIT WITH INSULATED  
ELECTRO-GALVANIZED  
SHEET METAL PLENUM  
AND VENTS WITH NOZZLE  
INCLINED AT 15°

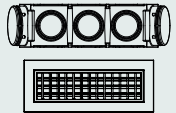
	KIT 3 ZONES	KIT 4 ZONES
	CODE	CODE
	-	-
	-	-

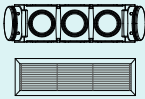
KIT 2 ZONES	KIT 3 ZONES	KIT 4 ZONES	KIT 5 ZONES
CODE	CODE	CODE	CODE
PWD301035	PWD301036	-	-
-	-	PWD301048	PWD301049

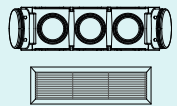
Haier	Ø [mm] PIPES	 <b>SVELTO KIT WITH "MINI EOLO" SINTERED POLYSTYRENE PLENUM AND ADJUSTABLE NOZZLE</b>		
		KIT 2 ZONES	KIT 3 ZONES	KIT 4 ZONES
		CODE	CODE	CODE
<ul style="list-style-type: none"> <li>AD50S2SS1FA(H)</li> <li>AD71S2SS1FA(H)</li> <li>AD182MSERA(H)</li> <li>AD242MSERA(H)</li> </ul>	150	-	-	-
<ul style="list-style-type: none"> <li>AD25S2SS1FA(H)</li> <li>AD35S2SS1FA(H)</li> <li>AD052MSERA(H)</li> <li>AD072MSERA(H)</li> <li>AD090MSERA(H)</li> <li>AD122MSERA(H)</li> <li>AD162MSERA(H)</li> </ul>	150	-	-	-
<ul style="list-style-type: none"> <li>AD182MJERA(H)</li> <li>AD242MJERA(H)</li> <li>AD282MJERA(H)</li> <li>AD302MJERA(H)</li> </ul>	150	-	-	-
<ul style="list-style-type: none"> <li>AD382MJERA(H)</li> <li>AD482MJERA(H)</li> <li>AD542MJERA(H)</li> </ul>	150	-	-	-

		
KIT 2 ZONES	KIT 3 ZONES	
CODE	CODE	
-	PL11167503	
PWD300248	PWD300285	
PWD300250	PWD300287	
-	-	

Haier	Ø [mm] PIPES	 <b>SVELTO KIT WITH "MINI EOLO" SINTERED POLYSTYRENE PLENUM AND ABS VENTS WITH ADJUSTABLE NOZZLES</b>		
		KIT 2 ZONES	KIT 3 ZONES	KIT 4 ZONES
		CODE	CODE	CODE
<ul style="list-style-type: none"> <li>AD182MJERA(H)</li> <li>AD242MJERA(H)</li> <li>AD282MJERA(H)</li> <li>AD302MJERA(H)</li> </ul>	150	-	-	-

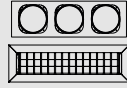
	
KIT 2 ZONES	
CODE	
-	

Haier	Ø [mm] PIPES	 <b>SVELTO KIT WITH "MIN EOLO" SINTERED POLYSTYRENE PLENUM AND VENTS WITH NOZZLE INCLINED AT 15°</b>		
		KIT 2 ZONES	KIT 3 ZONES	KIT 4 ZONES
		CODE	CODE	CODE
<ul style="list-style-type: none"> <li>AD182MJERA(H)</li> <li>AD242MJERA(H)</li> <li>AD282MJERA(H)</li> <li>AD302MJERA(H)</li> </ul>	150	-	-	-

	
KIT 2 ZONES	
CODE	
-	

**SVELTO KIT WITH "EOLO" SINTERED POLYSTYRENE PLENUM AND ADJUSTABLE NOZZLE**

	KIT 4 ZONES	KIT 5 ZONES	KIT 6 ZONES
	CODE	CODE	CODE
	-	-	-
	-	-	-
	PWD300321	PWD400085	-
	-	-	-

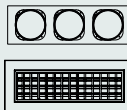


**SVELTO KIT WITH INSULATED ELECTRO-GALVANIZED SHEET METAL PLENUM AND ADJUSTABLE NOZZLE**

	KIT 2 ZONES	KIT 3 ZONES	KIT 4 ZONES	KIT 5 ZONES	KIT 6 ZONES
	CODE	CODE	CODE	CODE	CODE
	11167502	-	11167504	11167505	-
	PWD300355	PWD300399	PWD300443	-	-
	PWD300358	PWD300402	PWD300446	PWD300488	PWD300525
	-	-	PWD300447	PWD300489	PWD300526

**SVELTO KIT WITH "EOLO" SINTERED POLYSTYRENE PLENUM AND ABS VENTS WITH ADJUSTABLE NOZZLES**

	KIT 3 ZONES	KIT 4 ZONES
	CODE	CODE
	PWD301347	PWD301339

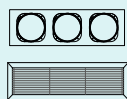


**SVELTO KIT WITH INSULATED ELECTRO-GALVANIZED SHEET METAL PLENUM AND ABS VENTS WITH ADJUSTABLE NOZZLES**

	KIT 2 ZONES	KIT 3 ZONES	KIT 4 ZONES	KIT 5 ZONES
	CODE	CODE	CODE	CODE
	--	PWD301343	PWD301345	PWD301345

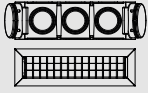
**SVELTO KIT WITH "EOLO" SINTERED POLYSTYRENE PLENUM AND VENTS WITH NOZZLE INCLINED AT 15°**

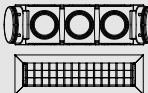
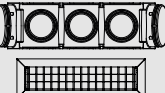
	KIT 3 ZONES	KIT 4 ZONES
	CODE	CODE
	-	-



**SVELTO KIT WITH INSULATED ELECTRO-GALVANIZED SHEET METAL PLENUM AND VENTS WITH NOZZLE INCLINED AT 15°**

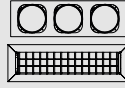
	KIT 2 ZONES	KIT 3 ZONES	KIT 4 ZONES	KIT 5 ZONES
	CODE	CODE	CODE	CODE
	-	PWD301058	PWD301059	-

<b>MITSUBISHI</b> HEAVY INDUSTRIES LTD.	Ø [mm] PIPES	 SVELTO KIT WITH "MINI EOLO" SINTERED POLYSTYRENE PLENUM AND ADJUSTABLE NOZZLE					
		KIT 2 ZONES	KIT 3 ZONES	KIT 4 ZONES	KIT 2 ZONES	KIT 3 ZONES	
		CODE	CODE	CODE	CODE	CODE	
• SRR ZJS 25/35/50/60	150	PWD300125	PWD300126	-	-	-	-
• SRR ZM-S/W 25/35	150	PWD300127	PWD300128	-	-	-	-
• SRR ZM-S 50/60	150	-	-	-	-	-	-
• FDU KX6F 45/56 • FDUM KXE6F 22/56	150	PWD300130	PWD300131	-	-	-	PL11167183
• FDU VF1 71 • FDUM VF/VH 60/71 • FDU KX6F 71/90 • FDUM KXE6F 71/90	150	-	-	-	-	-	PL11167193
• FDU VF1/VF2 100 • FDUM VF/VH 100/125/140 • FDU KXE6F 112/140 • FDU VF 100/125/140 • FDUM KXE6F 112/140/160	150	-	-	-	-	-	-

<b>Panasonic</b>	Ø [mm] PIPES	 SVELTO KIT WITH "MINI EOLO" SINTERED POLYSTYRENE PLENUM AND ADJUSTABLE NOZZLE					
		KIT 2 ZONES	KIT 3 ZONES	KIT 4 ZONES	KIT 2 ZONES	KIT 3 ZONES	
		CODE	CODE	CODE	CODE	CODE	
• S-3650PF3E • S-15MF3E5D • S-22MF3E5D • S-28MF3E5D • S-36MF3E5D • S-45MF3E5D • S-56MF3E5D"	150	-	-	-	PL11166822	PL11166823	
• CS-MZ20UD3EA • CS-Z25UD3EAW • CS-Z35UD3EAW • CS-Z50UD3EAW • CS-Z60UD3EAW	150	-	PWD300096	PWD300097	PL11167322	PL11167323	
• S-6071PF3E • S-60MF3E5D • S-73MF3E5D • S-90MF3E5D	150	-	-	-	-	PWD300959	
• S-1014PF3E • S-112MF3E5D • S-140MF3E5D • S-160MF3E5D	150	-	-	-	-	-	

**SVELTO KIT WITH  
"EOLO" SINTERED  
POLYSTYRENE PLENUM  
AND ADJUSTABLE NOZZLE**

KIT 4 ZONES	KIT 5 ZONES	KIT 6 ZONES
CODE	CODE	CODE
-	-	-
-	-	-
PL11167634	-	-
-	-	-
PL11167194	-	-
-	PL11167205	-

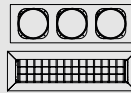


**SVELTO KIT WITH INSULATED  
ELECTRO-GALVANIZED  
SHEET METAL PLENUM  
AND ADJUSTABLE NOZZLE**

KIT 2 ZONES	KIT 3 ZONES	KIT 4 ZONES	KIT 5 ZONES	KIT 6 ZONES
CODE	CODE	CODE	CODE	CODE
-	-	-	-	-
-	11167623	-	-	-
-	11167633	-	-	-
-	11167183	-	-	-
-	11167193	-	-	-
-	11167203	-	-	-

**SVELTO KIT WITH  
"EOLO" SINTERED  
POLYSTYRENE PLENUM  
AND ADJUSTABLE NOZZLE**

KIT 4 ZONES	KIT 5 ZONES	KIT 6 ZONES
CODE	CODE	CODE
-	-	-
-	-	-
-	-	-
-	-	-



**SVELTO KIT WITH INSULATED  
ELECTRO-GALVANIZED  
SHEET METAL PLENUM  
AND ADJUSTABLE NOZZLE**

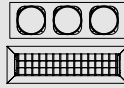
KIT 2 ZONES	KIT 3 ZONES	KIT 4 ZONES	KIT 5 ZONES	KIT 6 ZONES
CODE	CODE	CODE	CODE	CODE
-	11166823	11166824	11166825	-
11167322	11167323	11167324	-	-
-	PWD3000879	PWD300880	PWD300881	-
-	-	-	PWD300886	PWD300887

TOSHIBA	Ø [mm] PIPES	SVELTO KIT WITH "MINI EOLO" SINTERED POLYSTYRENE PLENUM AND ADJUSTABLE NOZZLE			SVELTO KIT WITH "MINI EOLO" SINTERED POLYSTYRENE PLENUM AND ADJUSTABLE NOZZLE		
		KIT 2 ZONES	KIT 3 ZONES	KIT 4 ZONES	KIT 2 ZONES	KIT 3 ZONES	
		CODE	CODE	CODE	CODE	CODE	CODE
<ul style="list-style-type: none"> <li>• RAS-M07U2DVG-E</li> <li>• RAS-M10U2DVG-E</li> <li>• RAS-M13U2DVG-E</li> <li>• MMD-UP0031SPHY-E</li> <li>• MMD-UP0051SPHY-E</li> <li>• MMD-UP0071SPHY-E</li> <li>• MMD-UP0091SPHY-E</li> <li>• MMD-UP0121SPHY-E</li> <li>• RAV-HM301SDTY-E</li> <li>• RAV-HM401SDTY-E</li> </ul>	150	-	-	-	PL11166642	PL11166643	
<ul style="list-style-type: none"> <li>• RAV-HM801BTP-E</li> <li>• MMD-UP0241BHP-E</li> <li>• MMD-UP0271BHP-E</li> <li>• MMD-UP0301BHP-E</li> <li>• MMD-UP0181HP-E</li> <li>• MMD-UP0241HP-E</li> <li>• MMD-UP0271HP-E</li> </ul>	150	-	-	-	-	PL11166623	
<ul style="list-style-type: none"> <li>• RAV-HM1101BTP-E</li> <li>• RAV-HM1401BTP-E</li> <li>• RAV-HM1601BTP-E</li> <li>• MMD-UP0361BHP-E</li> <li>• MMD-UP0481BHP-E</li> <li>• MMD-UP0561BHP-E</li> <li>• MMD-UP0361HP-E</li> <li>• MMD-UP0481HP-E</li> <li>• MMD-UP0561HP-E</li> <li>• MMD-UP0481HFP-E</li> </ul>	150	-	-	-	-	-	
<ul style="list-style-type: none"> <li>• RAS-M16U2DVG-E</li> <li>• MMD-UP0151SPHY-E</li> <li>• MMD-UP0181SPHY-E</li> <li>• RAV-HM561SDTY-E</li> </ul>	150	-	-	-	PL11166652	-	
<ul style="list-style-type: none"> <li>• RAV-RM301SDT-E</li> <li>• RAV-RM401SDT-E</li> <li>• RAV-RM561SDT-E</li> </ul>	150	-	-	-	PL11167162	PL11167163	
<ul style="list-style-type: none"> <li>• RAS-M22U2DVG-E</li> <li>• RAS-M24U2DVG-E</li> <li>• MMD-UP0241SPHY-E</li> <li>• MMD-UP0271SPHY-E</li> <li>• RAV-HM801SDTY-E</li> </ul>	150	-	-	-	-	-	

Fuji Electric	Ø [mm] PIPES	SVELTO KIT WITH "MINI EOLO" SINTERED POLYSTYRENE PLENUM AND ADJUSTABLE NOZZLE			SVELTO KIT WITH "MINI EOLO" SINTERED POLYSTYRENE PLENUM AND ADJUSTABLE NOZZLE		
		KIT 2 ZONES	KIT 3 ZONES	KIT 4 ZONES	KIT 2 ZONES	KIT 3 ZONES	
		CODE	CODE	CODE	CODE	CODE	CODE
• RDG LLTB 12/14	150	-	PWD300117	-	-	PL11166313	
• RDG LHTBP 36/45/54	150	-	-	-	-	-	
• RDG LM 24/30/36/45 (with 1065x208 delivery flange)	150	-	-	-	-	-	
	200	-	-	-	-	-	
• RDG KLLAP 9/12/14	150	-	-	-	PL11166302	PL11166303	
• RDG KLLAP 18	150	-	-	-	-	-	

**SVELTO KIT WITH  
"EOLO" SINTERED  
POLYSTYRENE PLENUM  
AND ADJUSTABLE NOZZLE**

	KIT 4 ZONES	KIT 5 ZONES	KIT 6 ZONES
	CODE	CODE	CODE
	-	-	-
	-	-	-
		-	-
	PL11166654	-	-
		-	-
	-	-	-

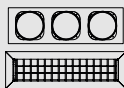


**SVELTO KIT WITH INSULATED  
ELECTRO-GALVANIZED  
SHEET METAL PLENUM  
AND ADJUSTABLE NOZZLE**

	KIT 2 ZONES	KIT 3 ZONES	KIT 4 ZONES	KIT 5 ZONES	KIT 6 ZONES
	CODE	CODE	CODE	CODE	CODE
	11166642	11166643	-	-	-
	-	-	-	11166625	-
	-	-	11166634	-	-
	11166652	11166653	-	-	-
	-	11167163	11167164	11167165	-
	-	PWD300406	-	-	-

**SVELTO KIT WITH  
"EOLO" SINTERED  
POLYSTYRENE PLENUM  
AND ADJUSTABLE NOZZLE**

	KIT 4 ZONES	KIT 5 ZONES	KIT 6 ZONES
	CODE	CODE	CODE
	-	-	-
	-	-	-
	-	PL11166325	-
	PWD300767	-	-
	-	-	-
	PWD300322	-	-




**SVELTO KIT WITH INSULATED  
ELECTRO-GALVANIZED  
SHEET METAL PLENUM  
AND ADJUSTABLE NOZZLE**

	KIT 2 ZONES	KIT 3 ZONES	KIT 4 ZONES	KIT 5 ZONES	KIT 6 ZONES
	CODE	CODE	CODE	CODE	CODE
	-	-	-	-	-
	-	11166023	-	-	-
	-	-	11166324	11166325	-
	-	PWD300644	PWD300645	-	-
	-	-	-	-	-
	-	PWD300405	PWD300449	-	-

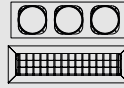
Midea	Ø [mm] PIPES	SVELTO KIT WITH "MINI EOLO" SINTERED POLYSTYRENE PLENUM AND ADJUSTABLE NOZZLE			SVELTO KIT WITH "MINI EOLO" SINTERED POLYSTYRENE PLENUM AND ADJUSTABLE NOZZLE		
		KIT 2 ZONES	KIT 3 ZONES	KIT 4 ZONES	KIT 2 ZONES	KIT 3 ZONES	
		CODE	CODE	CODE	CODE	CODE	
<ul style="list-style-type: none"> <li>• MTBD 35</li> <li>• MTBE 35</li> </ul>	150	PWD300150	PWD300151	-	-	-	-
<ul style="list-style-type: none"> <li>• MTBD 52/70</li> <li>• MTBE 52/70</li> </ul>	150	PWD300152	PWD300153	PWD300154	-	PWD300057	
<ul style="list-style-type: none"> <li>• MTII-FNXDO 09</li> <li>• MTIU-HWFXN 12</li> <li>• MTIU-FNXDO 12 (9000/12000 BTU)</li> </ul>	150	-	-	-	-	PWD300059	
<ul style="list-style-type: none"> <li>• MTIU-HWFXN 18</li> <li>• MTI-FNXDO 18 (18000 BTU)</li> </ul>	150	-	-	-	-	-	

BAXI	Ø [mm] PIPES	SVELTO KIT WITH "MINI EOLO" SINTERED POLYSTYRENE PLENUM AND ADJUSTABLE NOZZLE			SVELTO KIT WITH "MINI EOLO" SINTERED POLYSTYRENE PLENUM AND ADJUSTABLE NOZZLE		
		KIT 2 ZONES	KIT 3 ZONES	KIT 4 ZONES	KIT 2 ZONES	KIT 3 ZONES	
		CODE	CODE	CODE	CODE	CODE	
<ul style="list-style-type: none"> <li>• RZ2GND70</li> </ul>	150	-	-	-	-	PWD301252	
<ul style="list-style-type: none"> <li>• RZ2GND100</li> <li>• RZ2GND140</li> <li>• RZ2GND160</li> </ul>	150	-	-	-	-	-	

	Ø [mm] PIPES	SVELTO KIT WITH "MINI EOLO" SINTERED POLYSTYRENE PLENUM AND ADJUSTABLE NOZZLE			SVELTO KIT WITH "MINI EOLO" SINTERED POLYSTYRENE PLENUM AND ADJUSTABLE NOZZLE		
		KIT 2 ZONES	KIT 3 ZONES	KIT 4 ZONES	KIT 2 ZONES	KIT 3 ZONES	
		CODE	CODE	CODE	CODE	CODE	
<ul style="list-style-type: none"> <li>• PEFY-P15VMS1-E</li> <li>• PEFY-P20VMS1-E</li> <li>• PEFY-P25VMS1-E</li> <li>• PEFY-P32VMS1-E</li> </ul>	150	PWD300079	PWD300080	PWD300081	PL11166032	PL11166033	
<ul style="list-style-type: none"> <li>• SEZ-M35DA2</li> <li>• SEZ-M50DA2</li> <li>• PEFY-P40VMS1-E</li> <li>• PEFY-P50VMS1-E</li> <li>• PEFY-W40VMS-A</li> <li>• PEFY-W50VMS-A"</li> </ul>	150	-	-	-	PL11166122	PL11166123	
<ul style="list-style-type: none"> <li>• PEFY-P63VMS1-E</li> </ul>	150	-	-	-	PL11166042	PL11166043	
<ul style="list-style-type: none"> <li>• PEAD M JA 35/50</li> <li>• PEAD-M35JA2</li> <li>• PEAD-M50JA2</li> <li>• PEFY-W40VMA-A</li> <li>• PEFY-M40VMA-A1</li> </ul>	150	-	-	-	-	PL11166103	
<ul style="list-style-type: none"> <li>• PEAD-SM71JAL</li> <li>• PEFY-W50VMA-A</li> <li>• PEFY-W63VMA-A</li> <li>• PEFY-W71VMA-A</li> <li>• PEFY-W80VMA-A</li> <li>• PEAD-M60JA2</li> <li>• PEAD-M71JA2</li> <li>• PEFY-M50VMA-A1</li> <li>• PEFY-M63VMA-A1</li> </ul>	150	-	-	-	-	PL11166113	

**SVELTO KIT WITH  
"EOLO" SINTERED  
POLYSTYRENE PLENUM  
AND ADJUSTABLE NOZZLE**

	KIT 4 ZONES	KIT 5 ZONES	KIT 6 ZONES
	CODE	CODE	CODE
	-	-	-
	-	-	-
	PWD300060	-	-
	-	PWD300064	-

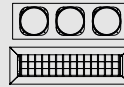


**SVELTO KIT WITH INSULATED  
ELECTRO-GALVANIZED  
SHEET METAL PLENUM  
AND ADJUSTABLE NOZZLE**

	KIT 2 ZONES	KIT 3 ZONES	KIT 4 ZONES	KIT 5 ZONES	KIT 6 ZONES
	CODE	CODE	CODE	CODE	CODE
	PWD300031	-	-	-	-
	PWD300034	PWD300035	PWD300036	PWD300037	-
	-	PWD300039	PWD300040	PWD300041	-
	PWD300043	-	PWD300045	PWD300046	PWD300047

**SVELTO KIT WITH  
"EOLO" SINTERED  
POLYSTYRENE PLENUM  
AND ADJUSTABLE NOZZLE**

	KIT 4 ZONES	KIT 5 ZONES	KIT 6 ZONES
	CODE	CODE	CODE
	PWD301253	-	-
	PWD301261	-	-

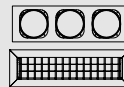


**SVELTO KIT WITH INSULATED  
ELECTRO-GALVANIZED  
SHEET METAL PLENUM  
AND ADJUSTABLE NOZZLE**

	KIT 2 ZONES	KIT 3 ZONES	KIT 4 ZONES	KIT 5 ZONES	KIT 6 ZONES
	CODE	CODE	CODE	CODE	CODE
	-	-	PWD301258	-	-
	-	-	-	-	-

**SVELTO KIT WITH  
"EOLO" SINTERED  
POLYSTYRENE PLENUM  
AND ADJUSTABLE NOZZLE**


	KIT 4 ZONES	KIT 5 ZONES	KIT 6 ZONES
	CODE	CODE	CODE
	-	-	-
	PL11166124	-	-
	PL11166044	PL11166045	-
	PL11166104	-	-
	PL11166114	PL11166115	-


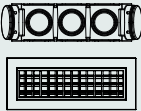
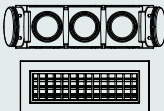



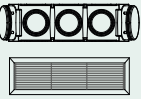
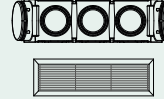
**SVELTO KIT WITH INSULATED  
ELECTRO-GALVANIZED  
SHEET METAL PLENUM  
AND ADJUSTABLE NOZZLE**

	KIT 2 ZONES	KIT 3 ZONES	KIT 4 ZONES	KIT 5 ZONES	KIT 6 ZONES
	CODE	CODE	CODE	CODE	CODE
	11166032	11166033	11166034	-	-
	11166122	11166123	11166124	11166125	11166126
		11166043	11166044	11166045	11166046
	11166102	11166103	11166104	11166105	-
	-	11166113	11166114	11166115	11166116



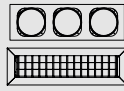
	$\varnothing$ [mm] PIPES	 SVELTO KIT WITH "MINI EOLO" SINTERED POLYSTYRENE PLENUM AND ADJUSTABLE NOZZLE					
		KIT 2 ZONES	KIT 3 ZONES	KIT 4 ZONES	KIT 2 ZONES	KIT 3 ZONES	
		CODE	CODE	CODE	CODE	CODE	
<ul style="list-style-type: none"> <li>• PEAD-SM100JAL</li> <li>• PEAD-SM125JAL</li> <li>• PEFY-W100VMA-A</li> <li>• PEFY-W125VMA-A</li> <li>• PEAD-M100JA2</li> <li>• PEAD-M125JA2</li> <li>• PEFY-M71VMA-A1</li> <li>• PEFY-M80VMA-A1</li> <li>• PEFY-M100VMA-A1</li> <li>• PEFY-M125VMA-A1</li> </ul>	150	-	-	-	-	-	
<ul style="list-style-type: none"> <li>• SEZ-M25DA2</li> <li>• PEFY-W10VMS-A</li> <li>• PEFY-W15VMS-A</li> <li>• PEFY-W20VMS-A</li> <li>• PEFY-W25VMS-A</li> <li>• PEFY-W32VMS-A</li> </ul>	150	-	-	-	PWD300947	-	
<ul style="list-style-type: none"> <li>• SEZ-M60DA2</li> <li>• SEZ-M71DA2</li> </ul>	150	-	-	-	-	PWD300949	

	$\varnothing$ [mm] PIPES	 SVELTO KIT WITH "MINI EOLO" SINTERED POLYSTYRENE PLENUM AND ABS VENTS WITH ADJUSTABLE NOZZLES				
		KIT 2 ZONES	KIT 3 ZONES	KIT 4 ZONES	KIT 2 ZONES	
		CODE	CODE	CODE	CODE	
<ul style="list-style-type: none"> <li>• PEFY-P15VMS1-E</li> <li>• PEFY-P20VMS1-E</li> <li>• PEFY-P25VMS1-E</li> <li>• PEFY-P32VMS1-E</li> </ul>	150	-	-	-	-	
<ul style="list-style-type: none"> <li>• SEZ-M35DA2</li> <li>• SEZ-M50DA2</li> <li>• PEFY-P40VMS1-E</li> <li>• PEFY-P50VMS1-E</li> <li>• PEFY-W40VMS-A</li> <li>• PEFY-W50VMS-A</li> </ul>	150	-	-	-	-	

	$\varnothing$ [mm] PIPES	 SVELTO KIT WITH "MIN EOLO" SINTERED POLYSTYRENE PLENUM AND VENTS WITH NOZZLE INCLINED AT 15°				
		KIT 2 ZONES	KIT 3 ZONES	KIT 4 ZONES	KIT 2 ZONES	
		CODE	CODE	CODE	CODE	
<ul style="list-style-type: none"> <li>• PEFY-P15VMS1-E</li> <li>• PEFY-P20VMS1-E</li> <li>• PEFY-P25VMS1-E</li> <li>• PEFY-P32VMS1-E</li> </ul>	150	-	-	-	-	
<ul style="list-style-type: none"> <li>• SEZ-M35DA2</li> <li>• SEZ-M50DA2</li> <li>• PEFY-P40VMS1-E</li> <li>• PEFY-P50VMS1-E</li> <li>• PEFY-W40VMS-A</li> <li>• PEFY-W50VMS-A</li> </ul>	150	-	-	-	-	
<ul style="list-style-type: none"> <li>• PEFY-P63VMS1-E</li> </ul>	150	-	-	-	-	

**SVELTO KIT WITH "EOLO" SINTERED POLYSTYRENE PLENUM AND ADJUSTABLE NOZZLE**

	KIT 4 ZONES	KIT 5 ZONES	KIT 6 ZONES
	CODE	CODE	CODE
	-	-	-
	-	-	-
	PWD300950	-	-

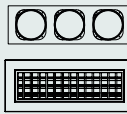


**SVELTO KIT WITH INSULATED ELECTRO-GALVANIZED SHEET METAL PLENUM AND ADJUSTABLE NOZZLE**

	KIT 2 ZONES	KIT 3 ZONES	KIT 4 ZONES	KIT 5 ZONES	KIT 6 ZONES
	CODE	CODE	CODE	CODE	CODE
	-	-	11167114	11167115	-
	PWD300851	PWD300852	-	-	-
	-	PWD300856	PWD300857	PWD300858	-

**SVELTO KIT WITH "EOLO" SINTERED POLYSTYRENE PLENUM AND ABS VENTS WITH ADJUSTABLE NOZZLES**

	KIT 3 ZONES	KIT 4 ZONES
	CODE	CODE
	-	-
	PWD301355	-

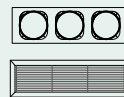


**SVELTO KIT WITH INSULATED ELECTRO-GALVANIZED SHEET METAL PLENUM AND ABS VENTS WITH ADJUSTABLE NOZZLES**

	KIT 2 ZONES	KIT 3 ZONES	KIT 4 ZONES	KIT 5 ZONES
	CODE	CODE	CODE	CODE
	PWD301349	-	-	-
	PWD301357	PWD301335	PWD301356	-


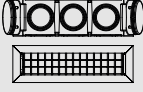
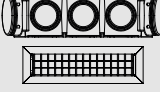
**SVELTO KIT WITH "EOLO" SINTERED POLYSTYRENE PLENUM AND VENTS WITH NOZZLE INCLINED AT 15°**

	KIT 3 ZONES	KIT 4 ZONES
	CODE	CODE
	-	-
	-	-
	-	-



**SVELTO KIT WITH INSULATED ELECTRO-GALVANIZED SHEET METAL PLENUM AND VENTS WITH NOZZLE INCLINED AT 15°**

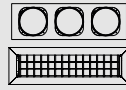
	KIT 2 ZONES	KIT 3 ZONES	KIT 4 ZONES	KIT 5 ZONES
	CODE	CODE	CODE	CODE
	PWD301035	PWD301036	-	-
	PWD301044	PWD301045	PWD301046	-
	-	-	PWD301037	-

	$\emptyset$ [mm] PIPES	 SVELTO KIT WITH "MINI EOLO" SINTERED POLYSTYRENE PLENUM AND ADJUSTABLE NOZZLE					
		KIT 2 ZONES	KIT 3 ZONES	KIT 4 ZONES	KIT 2 ZONES	KIT 3 ZONES	
		CODE	CODE	CODE	CODE	CODE	CODE
<ul style="list-style-type: none"> <li>• ARYG LSLAP 12/14</li> <li>• ARXG KLLAP 9/12/14</li> </ul>	150	PWD300119V	PWD300120	-	PL11166302	PL11166303	
<ul style="list-style-type: none"> <li>• ARYG LLTB 12/14</li> </ul>	150	-	PWD300117	-		PL11166313	
<ul style="list-style-type: none"> <li>• ARYG LMLA 24/36 (with 1065x208 delivery flange)/45 (with 1065x208 delivery flange)</li> <li>• ARYG LM/LE 30/36 (with 1065x208 delivery flange)</li> <li>• ARYG LMLA 24/36 (with 1065x208 delivery flange)/45 (with 1065x208 delivery flange)</li> </ul>	150	-	-	-	-	-	
	200	-	-	-	-	-	
<ul style="list-style-type: none"> <li>• ARYG LHTBP 18/24/30</li> </ul>	150	-	-	-	-	-	
<ul style="list-style-type: none"> <li>• ARYG LSLAP 18</li> </ul>	150	-	-	-	-	-	

	$\emptyset$ [mm] PIPES	 SVELTO KIT WITH "MINI EOLO" SINTERED POLYSTYRENE PLENUM AND ADJUSTABLE NOZZLE					
		KIT 2 ZONES	KIT 3 ZONES	KIT 4 ZONES	KIT 2 ZONES	KIT 3 ZONES	
		CODE	CODE	CODE	CODE	CODE	CODE
<ul style="list-style-type: none"> <li>• CRSL-ECM 13 **with delivery flange FMD-C SL1</li> <li>• CRSL-ECM 14 **with delivery flange FMD-C SL1</li> <li>• CRSL 13 **with delivery flange FMD-C SL1</li> <li>• CRSL 14 **with delivery flange FMD-C SL1</li> </ul>	150	-	-	-	-	-	
<ul style="list-style-type: none"> <li>• CRSL-ECM 23 **with delivery flange FMD-C SL2</li> <li>• CRSL-ECM 24 **with delivery flange FMD-C SL2</li> <li>• CRSL 23 **with delivery flange FMD-C SL2</li> <li>• CRSL 24 **with delivery flange FMD-C SL2</li> </ul>	150	-	-	-	PWD300273	-	
<ul style="list-style-type: none"> <li>• CRSL-ECM 43 **with delivery flange FMD-C 8-9</li> <li>• CRSL-ECM 44 **with delivery flange FMD-C 8-9</li> <li>• CRSL 33 **with delivery flange FMD-C 8-9</li> <li>• CRSL 34 **with delivery flange FMD-C 8-9</li> <li>• CRSL 43 **with delivery flange FMD-C 8-9</li> <li>• CRSL 44 **with delivery flange FMD-C 8-9"</li> </ul>	150	-	-	-	-	PWD300311	

**SVELTO KIT WITH  
"EOLO" SINTERED  
POLYSTYRENE PLENUM  
AND ADJUSTABLE NOZZLE**

	KIT 4 ZONES	KIT 5 ZONES	KIT 6 ZONES
	CODE	CODE	CODE
	-	-	-
	-	-	-
	-	PL11166325	-
	PWD300767	-	-
	PL11166014	-	-
	PWD300322	-	-

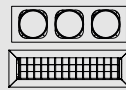


**SVELTO KIT WITH INSULATED  
ELECTRO-GALVANIZED  
SHEET METAL PLENUM  
AND ADJUSTABLE NOZZLE**

	KIT 2 ZONES	KIT 3 ZONES	KIT 4 ZONES	KIT 5 ZONES	KIT 6 ZONES
	CODE	CODE	CODE	CODE	CODE
		-	-	-	-
	-	-	-	-	-
	-	-	11166324	11166325	-
	-	-	PWD300645	-	-
	-	-	-	11166015	-
	-	PWD300405	PWD300449	-	-

**SVELTO KIT WITH  
"EOLO" SINTERED  
POLYSTYRENE PLENUM  
AND ADJUSTABLE NOZZLE**

	KIT 4 ZONES	KIT 5 ZONES	KIT 6 ZONES
	CODE	CODE	CODE
	-	-	-
	-	-	-
	PWD300335	-	-



**SVELTO KIT WITH INSULATED  
ELECTRO-GALVANIZED  
SHEET METAL PLENUM  
AND ADJUSTABLE NOZZLE**

	KIT 2 ZONES	KIT 3 ZONES	KIT 4 ZONES	KIT 5 ZONES	KIT 6 ZONES
	CODE	CODE	CODE	CODE	CODE
	PWD300385	PWD300429	PWD300472	PWD300512	
	PWD300386	PWD300430	PWD300473	PWD300513	PWD300542
	PWD300387	PWD300431	PWD300474	PWD300514	PWD300543

HITACHI	Ø [mm] PIPES	SVELTO KIT WITH "MINI EOLO" SINTERED POLYSTYRENE PLENUM AND ADJUSTABLE NOZZLE		
		KIT 2 ZONES CODE	KIT 3 ZONES CODE	KIT 4 ZONES CODE
• RAD RPA 25/35/50	150	-	PWD300123	-
• RPI FSN4E 2.0/2.5/3.0	150	-	-	-
• RPI FSN4E 4.0/5.0/6.0	150	-	-	-
• RAD QPB 18/25/35/50	150	-	-	-
	200	-	-	-
• RPI FSN4E 0.8/1.0/1.5	150	-	-	-
• RAD RPE 50/60 • RAD PPD 50/60/70	150	-	-	-
	200	-	-	-
• RPIM UNE1NH 3.0	150	-	-	-
• RPIM UNE1NH 4.0/5.0/6.0/6.5	150	-	-	-
• RAD RPE 25/35M	150	-	-	-
	200	-	-	-
• RAD QPE 18	150	-	-	-
	200	-	-	-

SVELTO KIT WITH "MINI EOLO" SINTERED POLYSTYRENE PLENUM AND ADJUSTABLE NOZZLE		
KIT 2 ZONES CODE	KIT 3 ZONES CODE	
-	-	
-	-	
-	-	
-	-	
-	-	
-	-	
-	PWD300969	
PWD301113	-	
-	-	
-	-	
-	-	
-	-	
-	-	

VIESSMANN	Ø [mm] PIPES	SVELTO KIT WITH "MINI EOLO" SINTERED POLYSTYRENE PLENUM AND ADJUSTABLE NOZZLE		
		KIT 2 ZONES CODE	KIT 3 ZONES CODE	KIT 4 ZONES CODE
• 300-S/HE DF3028M2	150	PWD300133	-	-
• 300-S/HE DF3035M2	150	-	-	-
• 242-S/HE D 2035 M1	150	-	-	-
• 242-S/HE D 2050 M1	150	-	-	-
• 242-S/HE D 2071 M1	150	-	-	-
• 242-S/HE D 2100 M1	150	-	-	-
	200	-	-	-
• 333-S DVL 3036 M2 • 300-S/HE DF 3028 M3 • 300-SIHR DF 3035 M3 • 242-S D2035 M2	150	-	-	-
	• 333-S DVL 3045/3056 M2 • 300-S/HE DF 3053 M3 • 242-S D 2050 M2	150	-	-
		200	-	-
		200	-	-

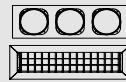
SVELTO KIT WITH "MINI EOLO" SINTERED POLYSTYRENE PLENUM AND ADJUSTABLE NOZZLE		
KIT 2 ZONES CODE	KIT 3 ZONES CODE	
-	-	
PWD300275	-	
PWD300254	PWD300291	
PWD300255	PWD300292	
-	-	
-	-	
-	-	
PWD300936	-	
-	-	
-	-	

CLIVET	Ø [mm] PIPES	SVELTO KIT WITH "MINI EOLO" SINTERED POLYSTYRENE PLENUM AND ADJUSTABLE NOZZLE		
		KIT 2 ZONES CODE	KIT 3 ZONES CODE	KIT 4 ZONES CODE
• DUCT 2 ID3-XY 53M	150	PWD300152	PWD300153	PWD300154
• DUCT 2 ID3-XY 88M • DUCT 2 ID3-XY 105M	150	-	-	-
• DUCT 2 ID3-XY 120M • DUCT 2 ID3-XY 140M • DUCT 2 ID3-XY 160M	150	-	-	-

SVELTO KIT WITH "MINI EOLO" SINTERED POLYSTYRENE PLENUM AND ADJUSTABLE NOZZLE		
KIT 2 ZONES CODE	KIT 3 ZONES CODE	
-	PWD300057	
-	-	
-	-	

**SVELTO KIT WITH "EOLO" SINTERED POLYSTYRENE PLENUM AND ADJUSTABLE NOZZLE**

KIT 4 ZONES CODE	KIT 5 ZONES CODE	KIT 6 ZONES CODE
-	-	-
-	-	-
-	-	-
-	-	-
-	-	-
-	-	-
-	-	-
-	-	-
PWD301115	-	-
PWD300026	-	-
PWD300029	-	-
-	-	-
-	-	-
-	-	-
-	-	-

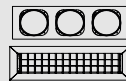


**SVELTO KIT WITH INSULATED ELECTRO-GALVANIZED SHEET METAL PLENUM AND ADJUSTABLE NOZZLE**

KIT 2 ZONES CODE	KIT 3 ZONES CODE	KIT 4 ZONES CODE	KIT 5 ZONES CODE	KIT 6 ZONES CODE
-	-	-	-	-
-	11167223	11167224	-	-
-	11167233	-	-	-
PWD300928	PWD300929	-	-	-
PWD301100	-	-	-	-
-	11167741	-	-	-
-	PWD300898	PWD300899	PWD300900	-
-	PWD301070	-	-	-
-	PWD300011	-	-	-
-	-	-	-	-
PWD300928	PWD300929	-	-	-
PWD301100	-	-	-	-
PWD300928	PWD300929	-	-	-
PWD301100	-	-	-	-

**SVELTO KIT WITH "EOLO" SINTERED POLYSTYRENE PLENUM AND ADJUSTABLE NOZZLE**

KIT 4 ZONES CODE	KIT 5 ZONES CODE	KIT 6 ZONES CODE
-	-	-
-	-	-
-	-	-
PWD300324	-	-
-	PWD300342	-
-	-	-
PWD300776	-	-
-	-	-
-	-	-
-	-	-

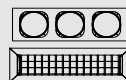


**SVELTO KIT WITH INSULATED ELECTRO-GALVANIZED SHEET METAL PLENUM AND ADJUSTABLE NOZZLE**

KIT 2 ZONES CODE	KIT 3 ZONES CODE	KIT 4 ZONES CODE	KIT 5 ZONES CODE	KIT 6 ZONES CODE
-	-	-	-	-
-	-	-	-	-
-	-	-	-	-
PWD300366	PWD300410	PWD300204	-	-
-	PWD300411	PWD300454	PWD300497	PWD300533
-	-	-	-	-
-	-	-	-	-
PWD300821	PWD300822	-	-	-
-	PWD301187	PWD301188	PWD301189	-
-	PWD301193	-	-	-

**SVELTO KIT WITH "EOLO" SINTERED POLYSTYRENE PLENUM AND ADJUSTABLE NOZZLE**


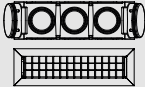
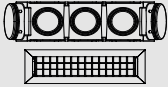
KIT 4 ZONES CODE	KIT 5 ZONES CODE	KIT 6 ZONES CODE
-	-	-
-	PWD300064	-
-	-	-



**SVELTO KIT WITH INSULATED ELECTRO-GALVANIZED SHEET METAL PLENUM AND ADJUSTABLE NOZZLE**

KIT 2 ZONES CODE	KIT 3 ZONES CODE	KIT 4 ZONES CODE	KIT 5 ZONES CODE	KIT 6 ZONES CODE
PWD300034	PWD300035	PWD300036	PWD300037	-
PWD300043	-	PWD300045	PWD300046	PWD300047
PWD300048	-	-	-	-

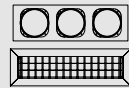
	$\emptyset$ [mm] PIPES	 SVELTO KIT WITH "MINI EOLO" SINTERED POLYSTYRENE PLENUM AND ADJUSTABLE NOZZLE					
		KIT 2 ZONES	KIT 3 ZONES	KIT 4 ZONES	KIT 2 ZONES	KIT 3 ZONES	
		CODE	CODE	CODE	CODE	CODE	
<ul style="list-style-type: none"> <li>• ARNU07GM1A4</li> <li>• ARNU09GM1A4</li> <li>• ARNU12GM1A4</li> <li>• ARNU15GM1A4</li> <li>• ARNU18GM1A4</li> <li>• ARNU24GM1A4</li> <li>• UM12FH N10</li> <li>• UM18FH N10</li> <li>• CM18F N11</li> <li>• CM24F N11</li> <li>• UM30F N11</li> </ul>	150	-	-	-	PL11167212	PL11167213	
	200	-	-	-	-	PWD300770	
<ul style="list-style-type: none"> <li>• ARNU05GL4G4</li> <li>• ARNU07GL4G4</li> <li>• ARNU09GL4G4</li> </ul>	150	-	-	-	-	-	
<ul style="list-style-type: none"> <li>• CL09F.N50</li> <li>• CL12F.N50</li> <li>• ARNU12GL5G4</li> <li>• ARNU15GL5G4</li> <li>• ARNU18GL5G4</li> <li>• UL12FH N50</li> </ul>	150	-	-	-	-	-	
<ul style="list-style-type: none"> <li>• UM36FH N30</li> <li>• UM42FH N30</li> <li>• UM48FH.N30</li> <li>• UM48F N31</li> <li>• UM60F N31</li> </ul>	150	-	-	-	-	-	

	$\emptyset$ [mm] PIPES	 SVELTO KIT WITH "MINI EOLO" SINTERED POLYSTYRENE PLENUM AND ADJUSTABLE NOZZLE					
		KIT 2 ZONES	KIT 3 ZONES	KIT 4 ZONES	KIT 2 ZONES	KIT 3 ZONES	
		CODE	CODE	CODE	CODE	CODE	
• ARHG-LLTB 12/14	150	-	PWD300117	-	-	PL11166313	
• ARHG-LLTB 18	150	-	-	-	-	-	
<ul style="list-style-type: none"> <li>• ARHG-LMLA 22/24/36/45 (with 1065x208 delivery flange)</li> <li>• ARHG-LMLE 30/36 (with 1065x208 delivery flange)</li> <li>• ARXG KMLA 22/24/30/36/45 (with 1065x208 delivery flange)</li> </ul>	150	-	-	-	-	-	
	200	-	-	-	-	-	
• ARXG KLLAP 9/12/14	150	PWD300119	PWD300120	-	PL11166302	PL11166303	
• ARXG KLLAP 18	150	-	-	-	-	-	
• ARXG KHTA 45/54	150	-	-	-	-	-	

	$\emptyset$ [mm] PIPES	 SVELTO KIT WITH "MINI EOLO" SINTERED POLYSTYRENE PLENUM AND ADJUSTABLE NOZZLE					
		KIT 2 ZONES	KIT 3 ZONES	KIT 4 ZONES	KIT 2 ZONES	KIT 3 ZONES	
		CODE	CODE	CODE	CODE	CODE	
• SDH1-035 MNDI	150	PWD300987	PWD300988	-	PWD300936	-	

**SVELTO KIT WITH  
"EOLO" SINTERED  
POLYSTYRENE PLENUM  
AND ADJUSTABLE NOZZLE**

	KIT 4 ZONES	KIT 5 ZONES	KIT 6 ZONES
	CODE	CODE	CODE
	PL11167214	-	-
	PWD300771	-	-
	-	PWD400246	-
	-	-	-
	-	-	-

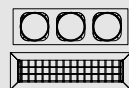


**SVELTO KIT WITH INSULATED  
ELECTRO-GALVANIZED  
SHEET METAL PLENUM  
AND ADJUSTABLE NOZZLE**

	KIT 2 ZONES	KIT 3 ZONES	KIT 4 ZONES	KIT 5 ZONES	KIT 6 ZONES
	CODE	CODE	CODE	CODE	CODE
	-	11167213	-	11167215	-
	PWD300648	PWD300649	-	-	-
	PWD300834	PWD300835	-	-	-
	-	PWD300839	-	-	-
	-	-	-	-	PWD300917

**SVELTO KIT WITH  
"EOLO" SINTERED  
POLYSTYRENE PLENUM  
AND ADJUSTABLE NOZZLE**

	KIT 4 ZONES	KIT 5 ZONES	KIT 6 ZONES
	CODE	CODE	CODE
	-	-	-
	-	-	-
	-	PL11166325	-
	PWD300767	-	-
	-	-	-
	PWD300322	-	-
	-	-	-

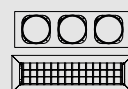


**SVELTO KIT WITH INSULATED  
ELECTRO-GALVANIZED  
SHEET METAL PLENUM  
AND ADJUSTABLE NOZZLE**

	KIT 2 ZONES	KIT 3 ZONES	KIT 4 ZONES	KIT 5 ZONES	KIT 6 ZONES
	CODE	CODE	CODE	CODE	CODE
	-	-	-	-	-
	-	-	-	-	-
	-	-	11166324	11166325	-
	-	PWD300644	PWD300645	-	-
	-	-	-	-	-
	-	-	PWD300449	-	-
	11167512	-	11167514	11167515	-

**SVELTO KIT WITH  
"EOLO" SINTERED  
POLYSTYRENE PLENUM  
AND ADJUSTABLE NOZZLE**

	KIT 4 ZONES	KIT 5 ZONES	KIT 6 ZONES
	CODE	CODE	CODE
	-	-	-



**SVELTO KIT WITH INSULATED  
ELECTRO-GALVANIZED  
SHEET METAL PLENUM  
AND ADJUSTABLE NOZZLE**

	KIT 2 ZONES	KIT 3 ZONES	KIT 4 ZONES	KIT 5 ZONES	KIT 6 ZONES
	CODE	CODE	CODE	CODE	CODE
	PWD300821	PWD300823	PWD300824	-	-

GREE	Ø [mm] PIPES	SVELTO KIT WITH "MINI EOLO" SINTERED POLYSTYRENE PLENUM AND ADJUSTABLE NOZZLE		
		KIT 2 ZONES	KIT 3 ZONES	KIT 4 ZONES
		CODE	CODE	CODE
• GFH EA-K3DNA1A/1 09/12	150	PWD300079	PWD300080	PWD300081
• GFH EA-K3DNA1A/1 18	150	-	-	-
• GFH EA-K3DNA1A/1 21/24	150	-	-	-
• GFH K3FI 12/18	150	-	-	PWD300144
• GUD PS/A-T 35	150	-	PWD300224	-
• GUD PS/A-T 50	150	-	-	-
• GUD PS/A-T 71/85	150	-	-	-
• GUD PS/A-T 100	150	-	-	-
	200	-	-	-
• GUD PS/A-T 140/160	150	-	-	-
	200	-	-	-
• GUD PHS/A-T 71	150	-	-	-
	200	-	-	-
• GUD PHS/A-T 87	150	-	-	-
	200	-	-	-

SVELTO KIT WITH "MINI EOLO" SINTERED POLYSTYRENE PLENUM AND ADJUSTABLE NOZZLE	
KIT 2 ZONES	KIT 3 ZONES
CODE	CODE
PL11166032	PL11166033
-	-
PL11166042	PL11166043
-	-
PWD300254	PWD300291
PWD300255	PWD300292
-	-
-	-
-	-
-	-
-	-
-	-
-	-

GREE	Ø [mm] PIPES	SVELTO KIT WITH "MINI EOLO" SINTERED POLYSTYRENE PLENUM AND ABS VENTS WITH ADJUSTABLE NOZZLES		
		KIT 2 ZONES	KIT 3 ZONES	KIT 4 ZONES
		CODE	CODE	CODE
• GFH EA-K3DNA1A/1 09/12	150	-	-	-

SVELTO KIT WITH "MINI EOLO" SINTERED POLYSTYRENE PLENUM AND ABS VENTS WITH ADJUSTABLE NOZZLES	
KIT 2 ZONES	
CODE	
PWD301358	

EMMETI	Ø [mm] PIPES	SVELTO KIT WITH "MINI EOLO" SINTERED POLYSTYRENE PLENUM AND ADJUSTABLE NOZZLE		
		KIT 2 ZONES	KIT 3 ZONES	KIT 4 ZONES
		CODE	CODE	CODE
• EDH S 1814/2414	150	-	-	-
• XECO D 0915/1215	150	PWD300079	PWD300080	PWD300081
• XECO D 2415	150	-	-	-
• X-REVO D 0919/1219	150	-	-	-
• X-REVO D 1819	150	-	-	-

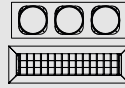
SVELTO KIT WITH "MINI EOLO" SINTERED POLYSTYRENE PLENUM AND ADJUSTABLE NOZZLE	
KIT 2 ZONES	KIT 3 ZONES
CODE	CODE
PL11167502	PL11167503
PL11166032	PL11166033
PL11166042	PL11166043
PWD300263	PWD300300
-	PWD300301

EMMETI	Ø [mm] PIPES	SVELTO KIT WITH "MINI EOLO" SINTERED POLYSTYRENE PLENUM AND ABS VENTS WITH ADJUSTABLE NOZZLES		
		KIT 2 ZONES	KIT 3 ZONES	KIT 4 ZONES
		CODE	CODE	CODE
• XECO D 0915/1215	150	-	-	-

SVELTO KIT WITH "MINI EOLO" SINTERED POLYSTYRENE PLENUM AND ABS VENTS WITH ADJUSTABLE NOZZLES	
KIT 2 ZONES	
CODE	
PWD301358	

**SVELTO KIT WITH "EOLO" SINTERED POLYSTYRENE PLENUM AND ADJUSTABLE NOZZLE**

	KIT 4 ZONES	KIT 5 ZONES	KIT 6 ZONES
	CODE	CODE	CODE
	-	-	-
	-	-	-
	PL11166044	PL11166045	-
	-	-	-
	-	-	-
	-	-	-
	-	PWD300342	-
	-	-	-
	PWD300776	-	-
	-	-	-
	-	-	-
	-	-	-
	-	-	-
	-	-	-

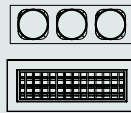


**SVELTO KIT WITH INSULATED ELECTRO-GALVANIZED SHEET METAL PLENUM AND ADJUSTABLE NOZZLE**

	KIT 2 ZONES	KIT 3 ZONES	KIT 4 ZONES	KIT 5 ZONES	KIT 6 ZONES
	CODE	CODE	CODE	CODE	CODE
	11166032	-	11166034	-	-
	-	-	-	-	-
	-	-	11166044	11166045	11166046
	-	-	-	-	-
	-	-	-	-	-
	PWD300366	PWD300410	PWD300204	-	-
	-	PWD300411	PWD300454	PWD300497	PWD300533
	-	-	-	-	-
	-	-	-	-	-
	-	-	-	PWD300499	-
	-	PWD301187	PWD301188	PWD301189	-
	-	PWD301193	-	-	-
	-	PWD301187	PWD301188	PWD301189	-
	-	PWD301193	-	-	-

**SVELTO KIT WITH "EOLO" SINTERED POLYSTYRENE PLENUM AND ABS VENTS WITH ADJUSTABLE NOZZLES**

	KIT 3 ZONES	KIT 4 ZONES
	CODE	CODE
	-	-

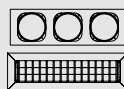


**SVELTO KIT WITH INSULATED ELECTRO-GALVANIZED SHEET METAL PLENUM AND ABS VENTS WITH ADJUSTABLE NOZZLES**

	KIT 2 ZONES	KIT 3 ZONES	KIT 4 ZONES	KIT 5 ZONES
	CODE	CODE	CODE	CODE
	PWD301349	-	-	-

**SVELTO KIT WITH "EOLO" SINTERED POLYSTYRENE PLENUM AND ADJUSTABLE NOZZLE**

	KIT 4 ZONES	KIT 5 ZONES	KIT 6 ZONES
	CODE	CODE	CODE
	PL11167504	-	-
	-	-	-
	PL11166044	PL11166045	-
	-	-	-
	-	-	-



**SVELTO KIT WITH INSULATED ELECTRO-GALVANIZED SHEET METAL PLENUM AND ADJUSTABLE NOZZLE**

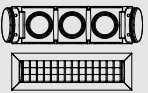
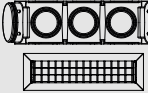
	KIT 2 ZONES	KIT 3 ZONES	KIT 4 ZONES	KIT 5 ZONES	KIT 6 ZONES
	CODE	CODE	CODE	CODE	CODE
	-	-	11167504	11167505	-
	11166032	11166033	11166034	-	-
	-	11166043	11166044	11166045	11166046
	PWD300374	-	-	-	-
	PWD300375	PWD300419	PWD300462	-	-

**SVELTO KIT WITH "EOLO" SINTERED POLYSTYRENE PLENUM AND ABS VENTS WITH ADJUSTABLE NOZZLES**

	KIT 3 ZONES	KIT 4 ZONES
	CODE	CODE
	-	-

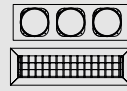
**SVELTO KIT WITH INSULATED ELECTRO-GALVANIZED SHEET METAL PLENUM AND ABS VENTS WITH ADJUSTABLE NOZZLES**

	KIT 2 ZONES	KIT 3 ZONES	KIT 4 ZONES	KIT 5 ZONES
	CODE	CODE	CODE	CODE
	PWD301349	-	-	-

AERMEC	∅ [mm] PIPES	SVELTO KIT WITH "MINI EOLO" SINTERED POLYSTYRENE PLENUM AND ADJUSTABLE NOZZLE			SVELTO KIT WITH "MINI EOLO" SINTERED POLYSTYRENE PLENUM AND ADJUSTABLE NOZZLE		
							
		KIT 2 ZONES CODE	KIT 3 ZONES CODE	KIT 4 ZONES CODE	KIT 2 ZONES CODE	KIT 3 ZONES CODE	KIT 4 ZONES CODE
• VED-I 530/532/540/541	150	-	-	-	-	-	-
• VED-I 730/732/740/741	150	-	-	-	-	-	-
<ul style="list-style-type: none"> <li>• VED 030</li> <li>• VED 040</li> <li>• FCZI 200P **with straight air delivery connection RDM000V</li> <li>• FCZI 201P **with straight air delivery connection RDM000V</li> <li>• FCZI 202P **with straight air delivery connection RDM000V</li> <li>• FCZI 250P ** with straight air delivery connection RDM000V</li> <li>• FCZ 200P **with straight air delivery connection RDM000V</li> <li>• FCZ 201P ** with straight air delivery connection RDM000V</li> <li>• FCZ 202P **with straight air delivery connection RDM000V</li> <li>• FCZ 250P **with straight air delivery connection RDM000V</li> <li>• FCZ 200PO **with straight air delivery connection RDM000V</li> <li>• FCZ 250PO **with straight air delivery connection RDM000V</li> </ul>	150	-	-	-	PWD300951	-	-
<ul style="list-style-type: none"> <li>• VED 130</li> <li>• VED 140</li> <li>• FCZI 300P **with straight air delivery connection RDM100V</li> <li>• FCZI 301P **with straight air delivery connection RDM100V</li> <li>• FCZI 302P **with straight air delivery connection RDM100V</li> <li>• FCZI 350P **with straight air delivery connection RDM100V</li> <li>• FCZ 300P **with straight air delivery connection RDM100V</li> <li>• FCZ 301P **with straight air delivery connection RDM100V</li> <li>• FCZ 302P **with straight air delivery connection RDM100V</li> <li>• FCZ 350P ** with straight air delivery connection RDM100V</li> <li>• FCZ 300PO **with straight air delivery connection RDM100V</li> <li>• FCZ 350PO **with straight air delivery connection RDM100V</li> </ul>	150	-	-	-	PWD300952	-	-
<ul style="list-style-type: none"> <li>• VED 230</li> <li>• VED 240</li> <li>• FCZI 400P **with straight air delivery connection RDM200V</li> <li>• FCZI 401P **with straight air delivery connection RDM200V</li> <li>• FCZI 402P **with straight air delivery connection RDM200V</li> <li>• FCZI 450P **with straight air delivery connection RDM200V</li> <li>• FCZI 500P **with straight air delivery connection RDM200V</li> <li>• FCZI 501P **with straight air delivery connection RDM200V</li> <li>• FCZI 502P ** with straight air delivery connection RDM200V</li> <li>• FCZI 550P **with straight air delivery connection RDM200V</li> <li>• FCZ 400P **with straight air delivery connection RDM200V</li> <li>• FCZ 401P **with straight air delivery connection RDM200V</li> <li>• FCZ 402P ** with straight air delivery connection RDM200V</li> <li>• FCZ 450P **with straight air delivery connection RDM200V</li> <li>• FCZ 400PO ** with straight air delivery connection RDM200V</li> <li>• FCZ 450PO **with straight air delivery connection RDM200V</li> <li>• FCZ 500P **with straight air delivery connection RDM200V</li> <li>• FCZ 501P **with straight air delivery connection RDM200V</li> <li>• FCZ 502P **with straight air delivery connection RDM200V</li> <li>• FCZ 550P **with straight air delivery connection RDM200V</li> <li>• FCZ 500PO **with straight air delivery connection RDM200V</li> <li>• FCZ 550PO **with straight air delivery connection RDM200V</li> </ul>	150	-	-	-	PWD300953	PWD300954	-

**SVELTO KIT WITH  
"EOLO" SINTERED  
POLYSTYRENE PLENUM  
AND ADJUSTABLE NOZZLE**

	KIT 4 ZONES	KIT 5 ZONES	KIT 6 ZONES
	CODE	CODE	CODE
-	-	-	-
-	-	-	-
-	-	-	-
-	-	-	-
-	-	-	-
-	-	-	-



**SVELTO KIT WITH INSULATED  
ELECTRO-GALVANIZED  
SHEET METAL PLENUM  
AND ADJUSTABLE NOZZLE**

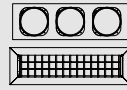
KIT 2 ZONES	KIT 3 ZONES	KIT 4 ZONES	KIT 5 ZONES	KIT 6 ZONES
CODE	CODE	CODE	CODE	CODE
PWD300666	PWD300667	PWD300668	PWD300669	
PWD300671	PWD300672	PWD300673	PWD300674	PWD300675
PWD300860	PWD300861	PWD300862	-	-
PWD300863	PWD300864	PWD300865	PWD300866	PWD300867
PWD300868	PWD300869	PWD300870	PWD300871	PWD300872

AERMEC	Ø [mm] PIPES	SVELTO KIT WITH "MINI EOLO" SINTERED POLYSTYRENE PLENUM AND ADJUSTABLE NOZZLE			SVELTO KIT WITH "MINI EOLO" SINTERED POLYSTYRENE PLENUM AND ADJUSTABLE NOZZLE		
		KIT 2 ZONES	KIT 3 ZONES	KIT 4 ZONES	KIT 2 ZONES	KIT 3 ZONES	
		CODE	CODE	CODE	CODE	CODE	
<ul style="list-style-type: none"> <li>• VED 330</li> <li>• VED 340</li> <li>• FCZI 700P **with straight air delivery connection RDM300V</li> <li>• FCZI 701P **with straight air delivery connection RDM300V</li> <li>• FCZI 702P **with straight air delivery connection RDM300V</li> <li>• FCZI 750P **with straight air delivery connection RDM300V</li> <li>• FCZI 900P **with straight air delivery connection RDM300V</li> <li>• FCZI 901P **with straight air delivery connection RDM300V</li> <li>• FCZI 950P **with straight air delivery connection RDM300V</li> <li>• FCZ 600P **with straight air delivery connection RDM300V</li> <li>• FCZ 601P **with straight air delivery connection RDM300V</li> <li>• FCZ 602P **with straight air delivery connection RDM300V</li> <li>• FCZ 650P **with straight air delivery connection RDM300V</li> <li>• FCZ 600PO **with straight air delivery connection RDM300V</li> <li>• FCZ 650PO **with straight air delivery connection RDM300V</li> <li>• FCZ 700P **with straight air delivery connection RDM300V</li> <li>• FCZ 701P **with straight air delivery connection RDM300V</li> <li>• FCZ 702P **with straight air delivery connection RDM300V</li> <li>• FCZ 750P **with straight air delivery connection RDM300V</li> <li>• FCZ 700PO **with straight air delivery connection RDM300V</li> <li>• FCZ 750PO **with straight air delivery connection RDM300V</li> <li>• FCZ 800P **with straight air delivery connection RDM300V</li> <li>• FCZ 801P **with straight air delivery connection RDM300V</li> <li>• FCZ 802P **with straight air delivery connection RDM300V</li> <li>• FCZ 850P **with straight air delivery connection RDM300V</li> <li>• FCZ 900P **with straight air delivery connection RDM300V</li> <li>• FCZ 901P **with straight air delivery connection RDM300V</li> <li>• FCZ 950P **with straight air delivery connection RDM300V</li> <li>• FCZ 900PO **with straight air delivery connection RDM300V</li> <li>• FCZ 950PO **with straight air delivery connection RDM300V</li> <li>• FCZ 1000P **with straight air delivery connection RDM300V</li> <li>• FCZ 1001P **with straight air delivery connection RDM300V</li> </ul>	150	-	-	-	PWD300955	PWD300956	-
<ul style="list-style-type: none"> <li>• LPG350D</li> <li>• MPG250D</li> <li>• MPG350D</li> <li>• MPG250DH</li> <li>• MPG350DH</li> </ul>	150	PWD300987	PWD300988		PWD300936		

	Ø [mm] PIPES	SVELTO KIT WITH "MINI EOLO" SINTERED POLYSTYRENE PLENUM AND ADJUSTABLE NOZZLE			SVELTO KIT WITH "MINI EOLO" SINTERED POLYSTYRENE PLENUM AND ADJUSTABLE NOZZLE		
		KIT 2 ZONES	KIT 3 ZONES	KIT 4 ZONES	KIT 2 ZONES	KIT 3 ZONES	
		CODE	CODE	CODE	CODE	CODE	
• DI-M 12	150	PWD300145	-	-	-	-	
• DI-M 24	150	-	PWD300148	PWD300149	-	-	
• PRK-DI-M 09S/12S	150	-	PWD300990	-	PWD300937	-	
• PRK-DI-M 24S	150	-	-	-	-	PWD301209	

**SVELTO KIT WITH  
"EOLO" SINTERED  
POLYSTYRENE PLENUM  
AND ADJUSTABLE NOZZLE**

	KIT 4 ZONES	KIT 5 ZONES	KIT 6 ZONES
	CODE	CODE	CODE
-	PWD300957	-	-

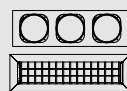


**SVELTO KIT WITH INSULATED  
ELECTRO-GALVANIZED  
SHEET METAL PLENUM  
AND ADJUSTABLE NOZZLE**

	KIT 2 ZONES	KIT 3 ZONES	KIT 4 ZONES	KIT 5 ZONES	KIT 6 ZONES
	CODE	CODE	CODE	CODE	CODE
	PWD300873	PWD300874	PWD300875	PWD300876	PWD300877
	PWD300821	PWD300822	PWD300823	PWD300824	


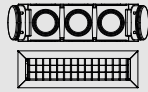
**SVELTO KIT WITH  
"EOLO" SINTERED  
POLYSTYRENE PLENUM  
AND ADJUSTABLE NOZZLE**

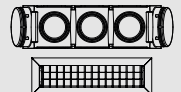
	KIT 4 ZONES	KIT 5 ZONES	KIT 6 ZONES
	CODE	CODE	CODE
	-	-	-
	-	-	-
	-	-	-
	-	-	-


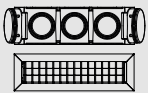


**SVELTO KIT WITH INSULATED  
ELECTRO-GALVANIZED  
SHEET METAL PLENUM  
AND ADJUSTABLE NOZZLE**


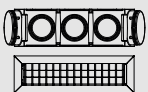
	KIT 2 ZONES	KIT 3 ZONES	KIT 4 ZONES	KIT 5 ZONES	KIT 6 ZONES
	CODE	CODE	CODE	CODE	CODE
	-	-	11167244	-	-
	-	-	-	-	-
	-	-	-	-	-
	-	-	-	-	-

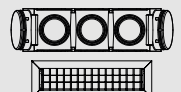
	$\varnothing$ [mm] PIPES			
		KIT 2 ZONES	KIT 3 ZONES	KIT 4 ZONES
		CODE	CODE	CODE
• DBIS 9	150	-	PWD300990	-
• DBIS 12	150	-	PWD300990	-
• DBIS 24	150	-	-	-
• DBIS 36	150	-	-	-
• DBIS 48	150	-	-	-
• DBIS 12 PLUS	150	-	-	-
• DBIS 18 PLUS	150	-	-	-


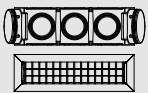
		
KIT 2 ZONES	KIT 3 ZONES	
CODE	CODE	
PWD300937	-	
PWD300937	-	
-	PWD301209	
-	-	
-	-	
-	-	
-	-	

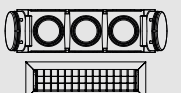
	$\varnothing$ [mm] PIPES			
		KIT 2 ZONES	KIT 3 ZONES	KIT 4 ZONES
		CODE	CODE	CODE
• ADT26UX4RBL8	150	PWD300214	-	-
• ADT35UX4RBL8				
• ADT52UX4RCL8	150	-	-	-


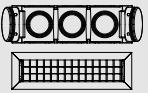
		
KIT 2 ZONES	KIT 3 ZONES	
CODE	CODE	
PWD300263	PWD300300	
-	PWD300301	

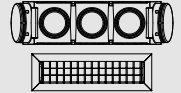
	$\varnothing$ [mm] PIPES			
		KIT 2 ZONES	KIT 3 ZONES	KIT 4 ZONES
		CODE	CODE	CODE
• ITZI-25-R32	150	PWD300150	PWD300151	-
• ITZI-35-R32				
• ITZI-53-R32	150	PWD300152	PWD300153	PWD300154
• ITZ-70-R32	150	-	-	-
• ITZ-88-R32	150	-	-	-
• ITZ-105-R32				

		
KIT 2 ZONES	KIT 3 ZONES	
CODE	CODE	
-	-	
-	PWD300057	
-	PWD300059	
-	-	

	$\varnothing$ [mm] PIPES			
		KIT 2 ZONES	KIT 3 ZONES	KIT 4 ZONES
		CODE	CODE	CODE
• X3I ECO SD27HL	150	PWD300150	PWD300151	-
• X3I ECO SD35HL				
• ADG ECO PLUS 35PH				

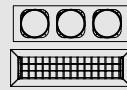
		
KIT 2 ZONES	KIT 3 ZONES	
CODE	CODE	
-	-	

	$\varnothing$ [mm] PIPES			
		KIT 2 ZONES	KIT 3 ZONES	KIT 4 ZONES
		CODE	CODE	CODE
• HUCU-ZAL 350	150	PWD300150	PWD300151	-
• HUCU-ZAL 530	150	PWD300152	PWD300153	PWD300154
• HUCI-ZA 710	150	-	-	-
• HUCI-ZA 1080	150	-	-	-
• HUCI-ZA 1400	150	-	-	-

		
KIT 2 ZONES	KIT 3 ZONES	
CODE	CODE	
-	-	
-	PWD300057	
-	PWD300059	
-	-	

**SVELTO KIT WITH "EOLO" SINTERED POLYSTYRENE PLENUM AND ADJUSTABLE NOZZLE**

	KIT 4 ZONES	KIT 5 ZONES	KIT 6 ZONES
	CODE	CODE	CODE
	-	-	-
	-	-	-
	-	-	-
	-	-	-
	-	-	-
	-	-	-
	-	-	-

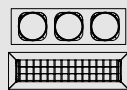


**SVELTO KIT WITH INSULATED ELECTRO-GALVANIZED SHEET METAL PLENUM AND ADJUSTABLE NOZZLE**

KIT 2 ZONES	KIT 3 ZONES	KIT 4 ZONES	KIT 5 ZONES	KIT 6 ZONES
CODE	CODE	CODE	CODE	CODE
-	-	-	-	-
-	-	-	-	-
-	-	-	-	-
-	-	-	-	-
-	-	-	-	-
-	-	-	-	-
-	-	-	-	-

**SVELTO KIT WITH "EOLO" SINTERED POLYSTYRENE PLENUM AND ADJUSTABLE NOZZLE**

	KIT 4 ZONES	KIT 5 ZONES	KIT 6 ZONES
	CODE	CODE	CODE
	-	-	-
PWD300329	-	-	-

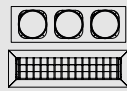


**SVELTO KIT WITH INSULATED ELECTRO-GALVANIZED SHEET METAL PLENUM AND ADJUSTABLE NOZZLE**

KIT 2 ZONES	KIT 3 ZONES	KIT 4 ZONES	KIT 5 ZONES	KIT 6 ZONES
CODE	CODE	CODE	CODE	CODE
PWD300374	-	-	-	-
PWD300375	PWD300419	PWD300462	-	-

**SVELTO KIT WITH "EOLO" SINTERED POLYSTYRENE PLENUM AND ADJUSTABLE NOZZLE**

	KIT 4 ZONES	KIT 5 ZONES	KIT 6 ZONES
	CODE	CODE	CODE
	-	-	-
	-	-	-
PWD300060	-	-	-
	-	PWD300064	-

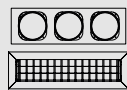


**SVELTO KIT WITH INSULATED ELECTRO-GALVANIZED SHEET METAL PLENUM AND ADJUSTABLE NOZZLE**

KIT 2 ZONES	KIT 3 ZONES	KIT 4 ZONES	KIT 5 ZONES	KIT 6 ZONES
CODE	CODE	CODE	CODE	CODE
PWD300031	-	-	-	-
PWD300034	PWD300035	PWD300036	PWD300037	-
-	PWD300039	PWD300040	PWD300041	-
PWD300043	-	PWD300045	PWD300046	PWD300047

**SVELTO KIT WITH "EOLO" SINTERED POLYSTYRENE PLENUM AND ADJUSTABLE NOZZLE**

	KIT 4 ZONES	KIT 5 ZONES	KIT 6 ZONES
	CODE	CODE	CODE
	-	-	-

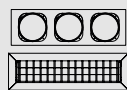


**SVELTO KIT WITH INSULATED ELECTRO-GALVANIZED SHEET METAL PLENUM AND ADJUSTABLE NOZZLE**

KIT 2 ZONES	KIT 3 ZONES	KIT 4 ZONES	KIT 5 ZONES	KIT 6 ZONES
CODE	CODE	CODE	CODE	CODE
PWD300031	-	-	-	-

**SVELTO KIT WITH "EOLO" SINTERED POLYSTYRENE PLENUM AND ADJUSTABLE NOZZLE**

	KIT 4 ZONES	KIT 5 ZONES	KIT 6 ZONES
	CODE	CODE	CODE
	-	-	-
	-	-	-
PWD300060	-	-	-
	-	PWD300064	-
	-	-	-




**SVELTO KIT WITH INSULATED ELECTRO-GALVANIZED SHEET METAL PLENUM AND ADJUSTABLE NOZZLE**

KIT 2 ZONES	KIT 3 ZONES	KIT 4 ZONES	KIT 5 ZONES	KIT 6 ZONES
CODE	CODE	CODE	CODE	CODE
PWD300031	-	-	-	-
PWD300034	PWD300035	PWD300036	PWD300037	-
-	PWD300039	PWD300040	PWD300041	-
PWD300043	-	PWD300045	PWD300046	-
PWD300048	-	-	-	-

UNICAL	Ø [mm] PIPES	SVELTO KIT WITH "MINI EOLO" SINTERED POLYSTYRENE PLENUM AND ADJUSTABLE NOZZLE		
		KIT 2 ZONES	KIT 3 ZONES	KIT 4 ZONES
		CODE	CODE	CODE
• CN 11 18HI • CNKM 18HI	150	PWD300152	PWD300153	PWD300154
• CN 11 24HI	150	-	-	-
• CN 11 36HI	150	-	-	-
• KMCN 12HI	150	PWD300150	PWD300151	-

SVELTO KIT WITH "MINI EOLO" SINTERED POLYSTYRENE PLENUM AND ADJUSTABLE NOZZLE	
KIT 2 ZONES	KIT 3 ZONES
CODE	CODE
-	PWD300057
-	PWD300059
-	-
-	-

	Ø [mm] PIPES	SVELTO KIT WITH "MINI EOLO" SINTERED POLYSTYRENE PLENUM AND ADJUSTABLE NOZZLE		
		KIT 2 ZONES	KIT 3 ZONES	KIT 4 ZONES
		CODE	CODE	CODE
• ASD-BI2 12	150	-	-	-
• ASD-BI2 18	150	-	-	-
• ASD-BI2 24	150	-	-	-
	200	-	-	-
• ASD-BI2 36	150	-	-	-
	200	-	-	-

SVELTO KIT WITH "MINI EOLO" SINTERED POLYSTYRENE PLENUM AND ADJUSTABLE NOZZLE	
KIT 2 ZONES	KIT 3 ZONES
CODE	CODE
PWD300936	-
PWD300255	PWD300292
-	-
-	-
-	-
-	PWD301321

MAXA	Ø [mm] PIPES	SVELTO KIT WITH "MINI EOLO" SINTERED POLYSTYRENE PLENUM AND ADJUSTABLE NOZZLE		
		KIT 2 ZONES	KIT 3 ZONES	KIT 4 ZONES
		CODE	CODE	CODE
• DUCT26R2 • DUCT35R2	150	PWD300150	PWD300151	-

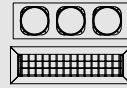
SVELTO KIT WITH "MINI EOLO" SINTERED POLYSTYRENE PLENUM AND ADJUSTABLE NOZZLE	
KIT 2 ZONES	KIT 3 ZONES
CODE	CODE
-	-

STELBI	Ø [mm] PIPES	SVELTO KIT WITH "MINI EOLO" SINTERED POLYSTYRENE PLENUM AND ADJUSTABLE NOZZLE		
		KIT 2 ZONES	KIT 3 ZONES	KIT 4 ZONES
		CODE	CODE	CODE
• M9ID 9 • M/C9ID 12	150	PWD300150	PWD300151	-
• M/C9ID 18	150	PWD300152	PWD300153	PWD300154
• C9ID 24	150	-	-	-
• C9ID 36	150	-	-	-
• C9ID 48 • C9ID 60	150	-	-	-

SVELTO KIT WITH "MINI EOLO" SINTERED POLYSTYRENE PLENUM AND ADJUSTABLE NOZZLE	
KIT 2 ZONES	KIT 3 ZONES
CODE	CODE
-	-
-	PWD300057
-	PWD300059
-	-
-	-

**SVELTO KIT WITH  
"EOLO" SINTERED  
POLYSTYRENE PLENUM  
AND ADJUSTABLE NOZZLE**

	KIT 4 ZONES	KIT 5 ZONES	KIT 6 ZONES
	CODE	CODE	CODE
	-	-	-
	PWD300060	-	-
	-	PWD300064	-
	-	-	-

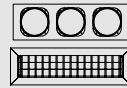


**SVELTO KIT WITH INSULATED  
ELECTRO-GALVANIZED  
SHEET METAL PLENUM  
AND ADJUSTABLE NOZZLE**

	KIT 2 ZONES	KIT 3 ZONES	KIT 4 ZONES	KIT 5 ZONES	KIT 6 ZONES
	CODE	CODE	CODE	CODE	CODE
	PWD300034	PWD300035	PWD300036	PWD300037	-
	-	PWD300039	PWD300040	PWD300041	-
	PWD300043	-	PWD300045	PWD300046	PWD300047
	PWD300031	-	-	-	-

**SVELTO KIT WITH  
"EOLO" SINTERED  
POLYSTYRENE PLENUM  
AND ADJUSTABLE NOZZLE**

	KIT 4 ZONES	KIT 5 ZONES	KIT 6 ZONES
	CODE	CODE	CODE
	-	-	-
	PWD300324	-	-
	PWD301305	-	-
	-	-	-
	PWD301319	-	-
	-	-	-

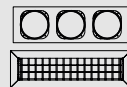


**SVELTO KIT WITH INSULATED  
ELECTRO-GALVANIZED  
SHEET METAL PLENUM  
AND ADJUSTABLE NOZZLE**

	KIT 2 ZONES	KIT 3 ZONES	KIT 4 ZONES	KIT 5 ZONES	KIT 6 ZONES
	CODE	CODE	CODE	CODE	CODE
	PWD300821	PWD300822	-	-	-
	PWD300366	PWD300410	PWD300204	-	-
	-	PWD301310	PWD301311	PWD301312	-
	-	-	-	-	-
	-	-	PWD301326	-	-
	-	-	-	-	-

**SVELTO KIT WITH  
"EOLO" SINTERED  
POLYSTYRENE PLENUM  
AND ADJUSTABLE NOZZLE**

	KIT 4 ZONES	KIT 5 ZONES	KIT 6 ZONES
	CODE	CODE	CODE
	-	-	-

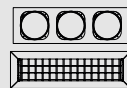


**SVELTO KIT WITH INSULATED  
ELECTRO-GALVANIZED  
SHEET METAL PLENUM  
AND ADJUSTABLE NOZZLE**

	KIT 2 ZONES	KIT 3 ZONES	KIT 4 ZONES	KIT 5 ZONES	KIT 6 ZONES
	CODE	CODE	CODE	CODE	CODE
	PWD300031	-	-	-	-

**SVELTO KIT WITH  
"EOLO" SINTERED  
POLYSTYRENE PLENUM  
AND ADJUSTABLE NOZZLE**


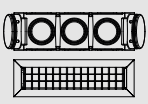
	KIT 4 ZONES	KIT 5 ZONES	KIT 6 ZONES
	CODE	CODE	CODE
	-	-	-
	-	-	-
	PWD300060	-	-
	-	PWD300064	-
	-	-	-

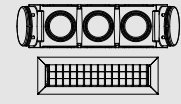



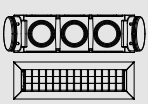
**SVELTO KIT WITH INSULATED  
ELECTRO-GALVANIZED  
SHEET METAL PLENUM  
AND ADJUSTABLE NOZZLE**

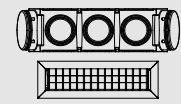
	KIT 2 ZONES	KIT 3 ZONES	KIT 4 ZONES	KIT 5 ZONES	KIT 6 ZONES
	CODE	CODE	CODE	CODE	CODE
	PWD300031	-	-	-	-
	PWD300034	PWD300035	PWD300036	PWD300037	-
	-	PWD300039	PWD300040	PWD300041	-
	PWD300043	-	PWD300045	PWD300046	PWD300047
	PWD300048	-	-	-	-


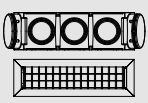


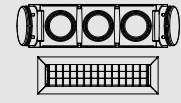
<b>NEW</b> 	$\emptyset$ [mm] PIPES		<b>SVELTO KIT WITH "MINI EOLO" SINTERED POLYSTYRENE PLENUM AND ADJUSTABLE NOZZLE</b>		
			<b>KIT 2 ZONES</b>	<b>KIT 3 ZONES</b>	<b>KIT 4 ZONES</b>
			<b>CODE</b>	<b>CODE</b>	<b>CODE</b>
<ul style="list-style-type: none"> <li>• CL5000iM D 21 E</li> <li>• CL5000iM D 26 E</li> <li>• CL5000iU D 35 E</li> <li>• CL5000iU D 53 E</li> <li>• CL5000iU D 70 E</li> <li>• CL5000iL D 88 E</li> <li>• CL5000iL D 105 E</li> </ul>	150		PWD300150	PWD300151	-
	150		PWD300152	PWD300153	PWD300154
	150		-	-	-
	150		-	-	-


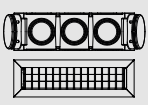
	<b>KIT 2 ZONES</b>	<b>KIT 3 ZONES</b>
	<b>CODE</b>	<b>CODE</b>
	-	-
	-	PWD300057
	-	PWD300059
	-	-

<b>NEW</b> 	$\emptyset$ [mm] PIPES		<b>SVELTO KIT WITH "MINI EOLO" SINTERED POLYSTYRENE PLENUM AND ADJUSTABLE NOZZLE</b>		
			<b>KIT 2 ZONES</b>	<b>KIT 3 ZONES</b>	<b>KIT 4 ZONES</b>
			<b>CODE</b>	<b>CODE</b>	<b>CODE</b>
<ul style="list-style-type: none"> <li>• GIADA-C DUCT 12</li> </ul>	150		PWD300150	PWD300151	-


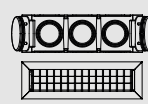
	<b>KIT 2 ZONES</b>	<b>KIT 3 ZONES</b>
	<b>CODE</b>	<b>CODE</b>
	-	-

<b>NEW</b> 	$\emptyset$ [mm] PIPES		<b>SVELTO KIT WITH "MINI EOLO" SINTERED POLYSTYRENE PLENUM AND ADJUSTABLE NOZZLE</b>		
			<b>KIT 2 ZONES</b>	<b>KIT 3 ZONES</b>	<b>KIT 4 ZONES</b>
			<b>CODE</b>	<b>CODE</b>	<b>CODE</b>
<ul style="list-style-type: none"> <li>• UI DUCT 9</li> <li>• UI DUCT 12</li> </ul>	150		PWD300150	PWD300151	-

	<b>KIT 2 ZONES</b>	<b>KIT 3 ZONES</b>
	<b>CODE</b>	<b>CODE</b>
	-	-

<b>NEW</b> 	$\emptyset$ [mm] PIPES		<b>SVELTO KIT WITH "MINI EOLO" SINTERED POLYSTYRENE PLENUM AND ADJUSTABLE NOZZLE</b>		
			<b>KIT 2 ZONES</b>	<b>KIT 3 ZONES</b>	<b>KIT 4 ZONES</b>
			<b>CODE</b>	<b>CODE</b>	<b>CODE</b>
<ul style="list-style-type: none"> <li>• AMD 35 PA</li> <li>• AMD 50 PA</li> <li>• AMD 70 PA</li> <li>• AMD 100 PB</li> <li>• AMD 125 PB</li> <li>• AMD 140 PB</li> </ul>	150		-	-	-
	150		-	-	-
	150		-	-	-

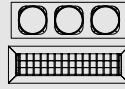
	<b>KIT 2 ZONES</b>	<b>KIT 3 ZONES</b>
	<b>CODE</b>	<b>CODE</b>
	PWD300248	PWD300285
	-	PL11167503
	-	-

<b>NEW</b> 	$\emptyset$ [mm] PIPES		<b>SVELTO KIT WITH "MINI EOLO" SINTERED POLYSTYRENE PLENUM AND ADJUSTABLE NOZZLE</b>		
			<b>KIT 2 ZONES</b>	<b>KIT 3 ZONES</b>	<b>KIT 4 ZONES</b>
			<b>CODE</b>	<b>CODE</b>	<b>CODE</b>
<ul style="list-style-type: none"> <li>• VAM1-035 DNI</li> </ul>	150		PWD300987	PWD300988	-

	<b>KIT 2 ZONES</b>	<b>KIT 3 ZONES</b>
	<b>CODE</b>	<b>CODE</b>
	PWD300936	-

**SVELTO KIT WITH  
"EOLO" SINTERED  
POLYSTYRENE PLENUM  
AND ADJUSTABLE NOZZLE**

KIT 4 ZONES	KIT 5 ZONES	KIT 6 ZONES
CODE	CODE	CODE
-	-	-
-	-	-
PWD300060	-	-
-	PWD300064	-

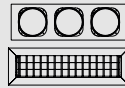


**SVELTO KIT WITH INSULATED  
ELECTRO-GALVANIZED  
SHEET METAL PLENUM  
AND ADJUSTABLE NOZZLE**

KIT 2 ZONES	KIT 3 ZONES	KIT 4 ZONES	KIT 5 ZONES	KIT 6 ZONES
CODE	CODE	CODE	CODE	CODE
-	-	-	-	-
PWD300035	PWD300036	PWD300037	-	-
PWD300039	PWD300040	PWD300041	-	-
-	PWD300045	PWD300046	PWD300047	-

**SVELTO KIT WITH  
"EOLO" SINTERED  
POLYSTYRENE PLENUM  
AND ADJUSTABLE NOZZLE**

KIT 4 ZONES	KIT 5 ZONES	KIT 6 ZONES
CODE	CODE	CODE
-	-	-

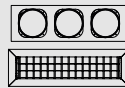


**SVELTO KIT WITH INSULATED  
ELECTRO-GALVANIZED  
SHEET METAL PLENUM  
AND ADJUSTABLE NOZZLE**

KIT 2 ZONES	KIT 3 ZONES	KIT 4 ZONES	KIT 5 ZONES	KIT 6 ZONES
CODE	CODE	CODE	CODE	CODE
PWD300031	-	-	-	-

**SVELTO KIT WITH  
"EOLO" SINTERED  
POLYSTYRENE PLENUM  
AND ADJUSTABLE NOZZLE**

KIT 4 ZONES	KIT 5 ZONES	KIT 6 ZONES
CODE	CODE	CODE
-	-	-

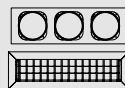


**SVELTO KIT WITH INSULATED  
ELECTRO-GALVANIZED  
SHEET METAL PLENUM  
AND ADJUSTABLE NOZZLE**

KIT 2 ZONES	KIT 3 ZONES	KIT 4 ZONES	KIT 5 ZONES	KIT 6 ZONES
CODE	CODE	CODE	CODE	CODE
PWD300031	-	-	-	-

**SVELTO KIT WITH  
"EOLO" SINTERED  
POLYSTYRENE PLENUM  
AND ADJUSTABLE NOZZLE**

KIT 4 ZONES	KIT 5 ZONES	KIT 6 ZONES
CODE	CODE	CODE
-	-	-
-	-	-
-	-	-

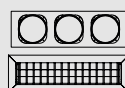


**SVELTO KIT WITH INSULATED  
ELECTRO-GALVANIZED  
SHEET METAL PLENUM  
AND ADJUSTABLE NOZZLE**

KIT 2 ZONES	KIT 3 ZONES	KIT 4 ZONES	KIT 5 ZONES	KIT 6 ZONES
CODE	CODE	CODE	CODE	CODE
PWD300355	PWD300399	PWD300443	-	-
11167502	-	11167504	11167505	--
-	-	PWD300447	PWD300489	PWD300526

**SVELTO KIT WITH  
"EOLO" SINTERED  
POLYSTYRENE PLENUM  
AND ADJUSTABLE NOZZLE**


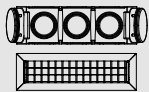
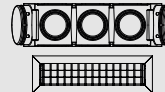
KIT 4 ZONES	KIT 5 ZONES	KIT 6 ZONES
CODE	CODE	CODE
-	-	-



**SVELTO KIT WITH INSULATED  
ELECTRO-GALVANIZED  
SHEET METAL PLENUM  
AND ADJUSTABLE NOZZLE**

KIT 2 ZONES	KIT 3 ZONES	KIT 4 ZONES	KIT 5 ZONES	KIT 6 ZONES
CODE	CODE	CODE	CODE	CODE
PWD300821	PWD300823	PWD300824	-	-




	Ø [mm] PIPES	 SVELTO KIT WITH "MINI EOLO" SINTERED POLYSTYRENE PLENUM AND ADJUSTABLE NOZZLE					
		KIT 2 ZONES	KIT 3 ZONES	KIT 4 ZONES	KIT 2 ZONES	KIT 3 ZONES	
		CODE	CODE	CODE	CODE	CODE	
• ST 17145	150	-	-	-	PWD300275	-	
• ST 17146	150	-	-	-	-	-	
• ST 17147	150	-	-	-	-	-	
• ST 17151	150	-	-	-	PWD300936	-	
• ST 17153	150	-	-	-	PWD300255	PWD300292	
• ST 17155	150	-	-	-	-	-	
• ST 17157	150	-	-	-	-	-	

	Ø [mm] PIPES	 SVELTO KIT WITH "MINI EOLO" SINTERED POLYSTYRENE PLENUM AND ADJUSTABLE NOZZLE					
		KIT 2 ZONES	KIT 3 ZONES	KIT 4 ZONES	KIT 2 ZONES	KIT 3 ZONES	
		CODE	CODE	CODE	CODE	CODE	
• DCT IUINVR32 12	150	-	-	-	PWD300936	-	
• DCT IUINVR32 18	150	-	-	-	PWD300255	PWD300292	
• DCT IUINVR32 24	150	-	-	-	-	-	
	200	-	-	-	-	-	
• DCT IUINVR32 36	150	-	-	-	-	-	
	200	-	-	-	-	PWD301321	
• DCT IUINVR32 42	150	-	-	-	-	-	
	200	-	-	-	-	PWD301321	

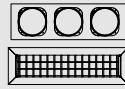
## CLIMAVENETA

CONTACT THE QUOTING OFFICE  
FOR SIZING: [preventivi@tecnosystemi.com](mailto:preventivi@tecnosystemi.com)

 Ø150	FOR DUCTED MACHINE MODELS NOT SHOWN IN THE CATALOG, THE FOLLOWING KITS CAN BE USED:			
	KIT 2 ZONES	KIT 3 ZONES	KIT 4 ZONES	KIT 5 ZONES
	CODE	CODE	CODE	CODE
DIM. PLENUM IN PAL MOD. 1 H INT. MAX: 300 mm - LARG. INT. MAX: 1000 mm PROF. INT.: 280 mm	11168002	11168003	11168004	11168005
DIM. PLENUM IN PAL MOD. 2 H INT. MAX: 400 mm - LARG. INT. MAX: 1200 mm PROF. INT.: 280 mm	-	11168013	11168014	PWD300547
DIM. PLENUM IN PAL MOD. 3 H INT. MAX: 400 mm - LARG. INT. MAX: 1500 mm PROF. INT.: 280 mm	PWD300548	-	-	PWD300566
DIM. PLENUM IN PAL MOD. 1F H INT. MAX: 300 mm - LARG. INT. MAX: 1000 mm PROF. INT.: 260 mm	PWD300550	PWD300556	PWD300562	PWD300568
DIM. PLENUM IN PAL MOD. 2F H INT. MAX: 400 mm - LARG. INT. MAX: 1200 mm PROF. INT.: 260 mm	PWD300551	PWD300557	PWD300563	-
DIM. PLENUM IN PAL MOD. 3F H INT. MAX: 400 mm - LARG. INT. MAX: 1500 mm PROF. INT.: 260 mm	-	-	PWD300564	-

**SVELTO KIT WITH "EOLO" SINTERED POLYSTYRENE PLENUM AND ADJUSTABLE NOZZLE**

	KIT 4 ZONES	KIT 5 ZONES	KIT 6 ZONES
	CODE	CODE	CODE
	-	-	-
	-	-	-
	-	-	-
	PWD300324	-	-
	-	PWD300342	-

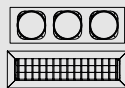


**SVELTO KIT WITH INSULATED ELECTRO-GALVANIZED SHEET METAL PLENUM AND ADJUSTABLE NOZZLE**

	KIT 2 ZONES	KIT 3 ZONES	KIT 4 ZONES	KIT 5 ZONES	KIT 6 ZONES
	CODE	CODE	CODE	CODE	CODE
	-	-	-	-	-
	-	-	-	-	-
	PWD300821	PWD300822	-	-	-
	PWD300366	PWD300410	PWD300204	-	-
	-	PWD300411	PWD300454	PWD300497	PWD300533

**SVELTO KIT WITH "EOLO" SINTERED POLYSTYRENE PLENUM AND ADJUSTABLE NOZZLE**

	KIT 4 ZONES	KIT 5 ZONES	KIT 6 ZONES
	CODE	CODE	CODE
	-	-	-
	PWD300324	-	-
	PWD301305	-	-
	-	-	-
	PWD301319	-	-
	-	-	-
	PWD301319	-	-
	-	-	-



**SVELTO KIT WITH INSULATED ELECTRO-GALVANIZED SHEET METAL PLENUM AND ADJUSTABLE NOZZLE**

	KIT 2 ZONES	KIT 3 ZONES	KIT 4 ZONES	KIT 5 ZONES	KIT 6 ZONES
	CODE	CODE	CODE	CODE	CODE
	PWD300821	PWD300822	-	-	-
	PWD300366	PWD300410	PWD300204	-	-
	-	PWD301310	PWD301311	PWD301312	-
	-	-	-	-	-
	-	-	PWD301326	-	-
	-	-	-	-	-
	-	-	PWD301326	-	-
	-	-	-	-	-



CONTACT THE QUOTING OFFICE  
FOR SIZING: [preventivi@tecnosystemi.com](mailto:preventivi@tecnosystemi.com)



CONTACT THE QUOTING OFFICE  
FOR SIZING: [preventivi@tecnosystemi.com](mailto:preventivi@tecnosystemi.com)

**FOR DUCTED MACHINE MODELS NOT PRESENT IN THE CATALOGUE**

**PLEASE NOTE: IT IS NECESSARY TO VERIFY THAT ALL THE ELEMENTS INCLUDING THE KIT ARE COMPATIBLE WITH THE DESIGN SPECIFICATIONS OF THE SYSTEM TO BE CREATED.**

- Other kits **not listed in the catalog** are available **upon request**.
- Materials are available **within 5 business days** of order placement.
- The information regarding the composition of each kit is purely indicative and not binding. It is necessary to verify that all components of the kit are compatible with the design specifications of the system to be created. Tecnosystemi s.p.a. società benefit assumes no liability in the event of negligence or improper use of the product.
- The products included in the catalog have been developed and manufactured exclusively based **on our technical specifications**.
- For further information, please contact our **technical office**.


**ATTENTION!**

**THE DIMENSIONS OF THE INDOOR UNIT'S DELIVERY PLENUM MUST BE PROVIDED BY THE CUSTOMER. THE KIT IS MADE WITH Ø150 PIPES AND ADJUSTABLE NOZZLES (SEE PAGE 192).**

# COMPLETE AIR DISTRIBUTION KIT FOR DUCTED UNITS

 **KitSvelto**  
eolo mini

 **KitSvelto**  
eolo mini universal



The "Svelto Eolo Universal Kits" contain all the necessary accessories (universal polystyrene plenum, calibration dampers, grilles, pipes, collars, clamps, plenums and vents, aluminum flange profiles) to properly channel the air produced by the indoor unit and distribute it optimally to each room. The air flow can be adjusted and directed using the calibration dampers and adjustable vent blades. This ensures maximum efficiency and optimal comfort in homes or offices.



Thanks to the new universal plenum in sintered polystyrene, the installer simply needs to cut the plenum with a jigsaw or hot-wire blade to the desired size based on the outlet of the ducted unit being installed, cut the aluminum profiles to the size of the flange, glue them with the supplied glue, and insert the gasket (accessories included in the kit). The "Svelto Eolo Universal Kits" simplify item management and reduce the number of codes to keep in stock thanks to their compatibility with all ducted units on the market.

Svelto Eolo Universal Kits are available, depending on the model, with 2 to 5 zones, and can be customized upon request.

ATTENTION: TO SATISFY YOUR NEEDS, PLEASE CHECK THE MATERIALS IN THE KIT WHEN ORDERING (E.G., PIPING LENGTH AND TECHNICAL SPECIFICATIONS).

## KIT SVELTO EOLO MINI UNIVERSAL

### SVELTO EOLO MINI UNIVERSAL KIT - 3 ZONES WITH EOLO MINI AM3 PLENUM

#### TECHNICAL SPECIFICATIONS

- 1 EOLO MINI AM3 UNIVERSAL polystyrene plenum kit (L 818 x H 217 x P 346) (PWD400034)
- 3 white painted aluminium delivery grilles, installation hole 300 x 150 outer size 332 x 182 (COD. WB11161512)
- 3 insulated plenums with 3 inlets for collars mod. E5 150 - 332 x 182 (PWD100005)
- 3 calibration dampers for 332 x 182 grilles (COD. W11161568)
- 1 double-wall aluminium flexible hose  $\varnothing$  152 - m 10 (cod. 11152152)
- 1 intake grille with filter in white painted aluminium - installation hole 600 x 400 outer size 632 x 432 (cod. WB11161525)
- 6 Hose clamps 140 - 160 mm (cod. 22200152)
- Customisable on request

### KIT SVELTO EOLO MINI UNIVERSAL - 3 ZONES AVEC PLÉNUM EOLO MINI AM3

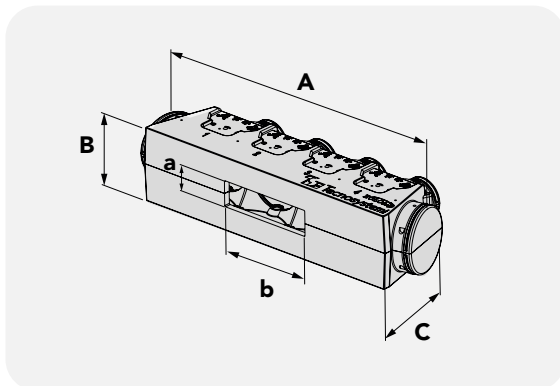
#### CARACTÉRISTIQUES TECHNIQUES

- 1 kit de plénum EOLO MINI AM3 UNIVERSAL (L 818 x H 217 x P 346) (PWD400034)
- 3 grilles d'alimentation en aluminium peint blanc trou d'installation 300 x 150 mesure externe 332 x 182 (CODE WB11161512)
- 3 plénums isolés à 3 entrées préparés pour les colliers mod. E5 150 - 332 x 182 (PWD100005)
- 3 registres d'étalonnage pour grilles 332 x 182 (CODE W11161568)
- 1 tuyau flexible en aluminium à double paroi  $\varnothing$  152 - 10 m (code 11152152)
- 1 grille de récupération avec filtre aluminium peint blanc - trou d'installation 600 x 400 mesure externe 632 x 432 (code WB11161525)
- 6 colliers de serrage 140 - 160 mm (code 22200152)
- Personnalisable sur demande

### KIT SVELTO EOLO MINI UNIVERSAL - 3 ZONEN MIT PLENUM EOLO MINI AM3

#### TECHNISCHE EIGENSCHAFTEN

- 1 EOLO MINI AM3 UNIVERSAL Polystyrol Plenum Kit (L 818 x H 217x T 346) (PWD400034)
- 3 Zufuhrluftgitter aus weiß lackiertes Aluminium, Einbauöffnung 300 x 150 Außenmaß 332 x 182 (COD. WB11161512)
- 3 gedämmte Plenums mit 3 Eingängen vorbereitet für Schellen Mod. E5 150 - 332 x 182 (PWD100005)
- 3 Kalibrierklappen für Luftgitter 332 x 182 (COD. W11161568)
- 1 Aluminium-Doppelwandschlauch  $\varnothing$  152 - 10 m (Cod. 11152152)
- 1 Ansauggitter aus Aluminium weiß lackiert - Einbauöffnung 600 x 400 Außenmaß 632 x 432 (Cod. WB11161525)
- 6 Rohrschellen 140 - 160 mm (Cod. 22200152)
- Auf Anfrage anpassbar



PLENUM MODEL	EXTERNAL FIXED WIDTH	EXTERNAL FIXED HEIGHT	EXTERNAL FIXED DEPTH	MAX INTERNAL HEIGHT	MAX INTERNAL WIDTH
	A [mm]	B [mm]	C [mm]	a [mm]	b [mm]
EOLO MINI AM3 UNIVERSAL	818	217	346	up to 185	up to 600

CODE	DESCRIPTION	U.M.	Pieces per box
PWD300190	SVELTO EOLO MINI UNIVERSAL KIT - 3 ZONES WITH EOLO MINI AM3 PLENUM	KIT	1

Datasheet



**UK** SVELTO EOLO MINI UNIVERSAL KIT - 3 ZONES WITH EOLO MINI BM4 PLENUM

**TECHNICAL SPECIFICATIONS**

- 1 polystyrene plenum kit EOLO MINI BM4 UNIVERSAL (L 1008 x H 217 x D 346) (PWD400035)
- 3 white painted aluminium delivery grilles, installation hole 300 x 150 outer size 332 x 182 (COD. WB11161512)
- 3 insulated plenums with 3 inlets for collars mod. E5 150 - 332 x 182 (PWD100005)
- 3 calibration dampers for 332 x 182 grilles (COD. W11161568)
- 1 double-wall aluminium flexible hose Ø 152 - m 10 (cod. 11152152)
- 1 intake grille with filter in white painted aluminium - installation hole 600 x 400 outer size 632 x 432 (cod. WB11161525)
- 6 Hose clamps 140 - 160 mm (cod. 22200152)
- Customisable on request

**FR** KIT SVELTO EOLO MINI UNIVERSAL - 3 ZONES AVEC PLENUM EOLO MINI BM4

**CARACTÉRISTIQUES TECHNIQUES**

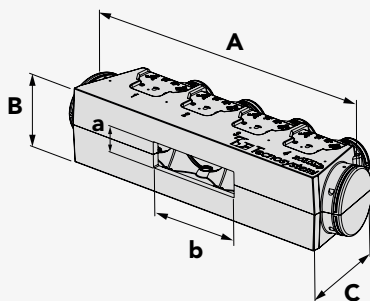
- 1 kit de plénum en polystyrène EOLO MINI BM4 UNIVERSAL (L 1008 x H 217 x P 346) (PWD400035)
- 3 grilles d'alimentation en aluminium peint blanc trou d'installation 300 x 150 mesure externe 332 x 182 (CODE WB11161512)
- 3 plénums isolés à 3 entrées préparés pour les colliers mod. E5 150 - 332 x 182 (PWD100005)
- 3 registres d'étalonnage pour grilles 332 x 182 (CODE W11161568)
- 1 tuyau flexible en aluminium à double paroi Ø 152 - 10 m (code 11152152)
- 1 grille de récupération avec filtre aluminium peint blanc - trou d'installation 600 x 400 mesure externe 632 x 432 (code WB11161525)
- 6 colliers de serrage 140 - 160 mm (code 22200152)
- Personnalisable sur demande

**DE** KIT SVELTO EOLO MINI UNIVERSAL - 3 ZONEN MIT PLENUM EOLO MINI BM4

**TECHNISCHE EIGENSCHAFTEN**

- 1 EOLO MINI BM4 UNIVERSAL Polystyrol Plenum Kit (L 1008 x H 217 x T 346) (PWD400035)
- 3 Zufuhrluftgitter aus weiß lackiertes Aluminium, Einbauöffnung 300 x 150 Außenmaß 332 x 182 (COD. WB11161512)
- 3 gedämmte Plenums mit 3 Eingängen vorbereitet für Schellen Mod. E5 150 - 332 x 182 (PWD100005)
- 3 Kalibrierklappen für Luftgitter 332 x 182 (COD. W11161568)
- 1 Aluminium-Doppelwandschlauch Ø 152 - 10 m (Cod. 11152152)
- 1 Ansauggitter aus Aluminium weiß lackiert - Einbauöffnung 600 x 400 Außenmaß 632 x 432 (Cod. WB11161525)
- 6 Rohrschellen 140 - 160 mm (Cod. 22200152)
- Auf Anfrage anpassbar

**3 ZONES Ø 150**



PLENUM MODEL	EXTERNAL FIXED WIDTH	EXTERNAL FIXED HEIGHT	EXTERNAL FIXED DEPTH	MAX INTERNAL HEIGHT	MAX INTERNAL WIDTH
	A [mm]	B [mm]	C [mm]	a [mm]	b [mm]
EOLO MINI BM4 UNIVERSAL	1008	217	346	up to 185	up to 795

**Datasheet**

CODE	DESCRIPTION	U.M.	Pieces per box
PWD300191	SVELTO EOLO MINI UNIVERSAL KIT - 3 ZONES WITH EOLO MINI BM4 PLENUM	KIT	1



**UK** SVELTO EOLO MINI UNIVERSAL KIT - 4 ZONES WITH EOLO MINI BM4 PLENUM

**TECHNICAL SPECIFICATIONS**

- 1 polystyrene plenum kit EOLO MINI BM4 UNIVERSAL (L 1008 x H 217 x D 346) (PWD400035)
- 4 white painted aluminium delivery grilles, installation hole 300 x 150 outer size 332 x 182 (COD. WB11161512)
- 4 insulated plenums with 3 inlets for collars mod. E5 150 - 332 x 182 (PWD100005)
- 4 calibration dampers for 332 x 182 grilles (COD. W11161568)
- 1 double-wall aluminium flexible hose Ø 152 - m 10 (cod. 11152152)
- 1 intake grille with filter in white painted aluminium - installation hole 600 x 400 outer size 632 x 432 (cod. WB11161525)
- 8 Hose clamps 140 - 160 mm (COD. 22200152)
- Customisable on request

**FR** KIT SVELTO EOLO MINI UNIVERSAL - 4 ZONES AVEC PLÉNUM EOLO MINI BM4

**CARACTÉRISTIQUES TECHNIQUES**

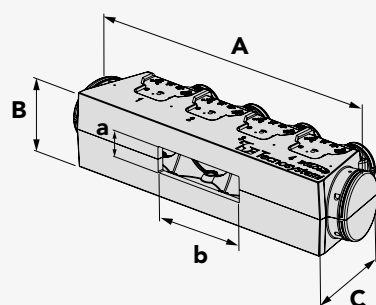

- 1 kit de plénum en polystyrène EOLO MINI BM4 UNIVERSAL (L 1008 x H 217 x P 346) (PWD400035)
- 4 grilles d'alimentation en aluminium peint blanc trou d'installation 300 x 150, taille extérieure 332 x 182 (CODE WB11161512)
- 4 plénums isolés à 3 entrées préparés pour les colliers mod. E5 150 - 332 x 182 (PWD100005)
- 4 registres d'étalonnage pour grilles 332 x 182 (code W11161568)
- 1 tuyau flexible en aluminium à double paroi Ø 152 - 10 m (code 11152152)
- 1 grille de récupération avec filtre aluminium peint blanc - trou d'installation 600 x 400 mesure externe 632 x 432 (code WB11161525)
- 8 Colliers de serrage 140 - 160 mm (CODE 22200152)
- Personnalisable sur demande

**DE** KIT SVELTO EOLO MINI UNIVERSAL - 4 ZONEN MIT PLENUM EOLO MINI BM4

**TECHNISCHE EIGENSCHAFTEN**

- 1 EOLO MINI BM4 UNIVERSAL Polystyrol Plenum Kit (L 1008 x H 217 x T 346) (PWD400035)
- 4 Zufuhrluftgitter aus weiß lackiertes Aluminium, Einbauöffnung 300 x 150 Außenmaß 332 x 182 (COD. WB11161512)
- 4 gedämmte Plenums mit 3 Eingängen vorbereitet für Schellen Mod. E5 150 - 332 x 182 (PWD100005)
- 4 Kalibrierklappen für Luftgittern 332 x 182 (Cod. W11161568)
- 1 Aluminium-Doppelwandschlauch Ø 152 - 10 m (Cod. 11152152)
- 1 Ansauggitter aus Aluminium weiß lackiert - Einbauöffnung 600 x 400 Außenmaß 632 x 432 (Cod. WB11161525)
- 8 Rohrschellen 140 - 160 mm (COD. 22200152)
- Auf Anfrage anpassbar

**4 ZONES Ø 150**



PLENUM MODEL	EXTERNAL FIXED WIDTH	EXTERNAL FIXED HEIGHT	EXTERNAL FIXED DEPTH	MAX INTERNAL HEIGHT	MAX INTERNAL WIDTH
	A [mm]	B [mm]	C [mm]	a [mm]	b [mm]
EOLO MINI BM4 UNIVERSAL	1008	217	346	up to 185	up to 795

**Datasheet**

CODE	DESCRIPTION	U.M.	Pieces per box
PWD300192	SVELTO EOLO MINI UNIVERSAL KIT - 4 ZONES WITH EOLO MINI BM4 PLENUM	KIT	1



**🇬🇧 KIT SVELTO EOLO UNIVERSAL - 2 ZONES WITH EOLO E2 PLENUM**

**TECHNICAL SPECIFICATIONS**

- 1 polystyrene plenum kit EOLO E2 UNIVERSAL (L 741 x H 244 D 348) (PWD400030)
- 2 white painted aluminium delivery grilles, installation hole 300 x 150 outer size 332 x 182 (COD. WB11161512)
- 2 insulated plenums with 3 inlets for collars mod. E5 150 - 332 x 182 (PWD100005)
- 2 calibration dampers for 332 x 182 grilles (COD. W11161568)
- 1 double-wall aluminium flexible hose Ø 152 - m 10 (cod. 11152152)
- 1 intake grille with filter in white painted aluminium - installation hole 600 x 400 outer size 632 x 432 (cod. WB11161525)
- 4 Hose clamps 140 - 160 mm (cod. 22200152)
- Customisable on request

**🇫🇷 KIT SVELTO EOLO UNIVERSAL - 2 ZONES AVEC PLÉNUM EOLO E2**

**CARACTÉRISTIQUES TECHNIQUES**

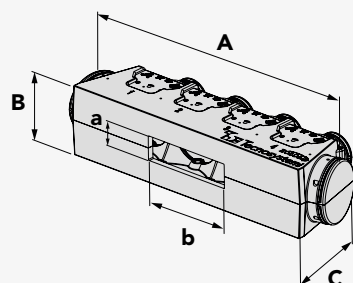
- 1 kit de plénum polystyrène EOLO E2 UNIVERSAL (L 741 x H 244 P 348) (PWD400030)
- 2 grilles d'alimentation en aluminium peint blanc trou d'installation 300 x 150 mesure externe 332 x 182 (CODE WB11161512)
- 2 plénums isolés à 3 entrées préparés pour les colliers mod. E5 150 - 332 x 182 (PWD100005)
- 2 registres d'étalonnage pour grilles 332 x 182 (CODE W11161568)
- 1 tuyau flexible en aluminium à double paroi Ø 152 - 10 m (code 11152152)
- 1 grille de récupération avec filtre aluminium peint blanc - trou d'installation 600 x 400 mesure externe 632 x 432 (code WB11161525)
- 4 Colliers de serrage 140 - 160 mm (code 22200152)
- Personnalisable sur demande

**🇩🇪 KIT SVELTO EOLO UNIVERSAL - 2 ZONEN MIT PLENUM EOLO E2**

**TECHNISCHE EIGENSCHAFTEN**

- 1 EOLO E2 UNIVERSAL Polystyrol Plenum Kit (L 741 x H 244 P 348) (PWD400030)
- 2 Zufuhrluftgitter aus weiß lackiertes Aluminium, Einbauöffnung 300 x 150 Außenmaß 332 x 182 (COD. WB11161512)
- 2 gedämmte Plenums mit 3 Eingängen vorbereitet für Schellen Mod. E5 150 - 332 x 182 (PWD100005)
- 2 Kalibrierklappen für 332 x 182 Luftgitter (COD. W11161568)
- 1 Aluminium-Doppelwandschlauch Ø 152 - 10 m (Cod. 11152152)
- 1 Ansauggitter aus Aluminium weiß lackiert - Einbauöffnung 600 x 400 Außenmaß 632 x 432 (Cod. WB11161525)
- 4 Rohrschellen 140 - 160 mm (Cod. 22200152)
- Auf Anfrage anpassbar

**2 ZONES Ø 150**



PLENUM MODEL	EXTERNAL FIXED WIDTH	EXTERNAL FIXED HEIGHT	EXTERNAL FIXED DEPTH	MAX INTERNAL HEIGHT	MAX INTERNAL WIDTH
	A [mm]	B [mm]	C [mm]	a [mm]	b [mm]
EOLO E2 UNIVERSAL	741	244	348	up to 215	up to 550

**Datasheet**

CODE	DESCRIPTION	U.M.	Pieces per box
PWD300193	SVELTO EOLO MINI UNIVERSAL KIT - 2 ZONES WITH EOLO MINI E2 PLENUM	KIT	1





## KIT SVELTO EOLO UNIVERSAL - 3 ZONES WITH EOLO A3 PLENUM

### TECHNICAL SPECIFICATIONS

- 1 polystyrene plenum kit EOLO A3 UNIVERSAL (L 1000 x H 264 D 348) (PWD400031)
- 3 white painted aluminium delivery grilles, installation hole 300 x 150 outer size 332 x 182 (COD. WB11161512)
- 3 insulated plenums with 3 inlets for collars mod. E5 150 - 332 x 182 (PWD100005)
- 3 calibration dampers for 332 x 182 grilles (COD. W11161568)
- 1 double-wall aluminium flexible hose Ø 152 - m 10 (cod. 11152152)
- 1 intake grille with filter in white painted aluminium - installation hole 600 x 400 outer size 632 x 432 (cod. WB11161525)
- 6 Hose clamps 140 - 160 mm (cod. 22200152)
- Customisable on request



## KIT SVELTO EOLO UNIVERSAL - 3 ZONES AVEC PLÉNUM EOLO A3

### CARACTÉRISTIQUES TECHNIQUES

- 1 kit de plénum polystyrène EOLO A3 UNIVERSAL (L 1000 x H 264 P 348) (PWD400031)
- 3 grilles d'alimentation en aluminium peint blanc trou d'installation 300 x 150 mesure externe 332 x 182 (CODE WB11161512)
- 3 plénums isolés à 3 entrées préparés pour les colliers mod. E5 150 - 332 x 182 (PWD100005)
- 3 registres d'étalonnage pour grilles 332 x 182 (CODE W11161568)
- 1 tuyau flexible en aluminium à double paroi Ø 152 - 10 m (code 11152152)
- 1 grille de récupération avec filtre aluminium peint blanc - trou d'installation 600 x 400 mesure externe 632 x 432 (code WB11161525)
- 6 colliers de serrage 140 - 160 mm (code 22200152)
- Personnalisable sur demande

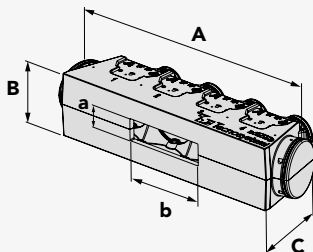



## KIT SVELTO EOLO UNIVERSAL - 3 ZONEN MIT PLENUM EOLO A3

### TECHNISCHE EIGENSCHAFTEN

- 1 EOLO A3 UNIVERSAL Polystyrol Plenum Kit (L 1000 x H 264 P 348) (PWD400031)
- 3 Zufuhrluftgitter aus weiß lackiertes Aluminium, Einbauöffnung 300 x 150 Außenmaß 332 x 182 (COD. WB11161512)
- 3 gedämmte Plenums mit 3 Eingängen vorbereitet für Schellen Mod. E5 150 - 332 x 182 (PWD100005)
- 3 Kalibrierklappen für Luftgitter 332 x 182 (COD. W11161568)
- 1 Aluminium-Doppelwandschlauch Ø 152 - 10 m (Cod. 11152152)
- 1 Ansauggitter aus Aluminium weiß lackiert - Einbauöffnung 600 x 400 Außenmaß 632 x 432 (Cod. WB11161525)
- 6 Rohrschellen 140 - 160 mm (Cod. 22200152)
- Auf Anfrage anpassbar

### 3 ZONES Ø 150



PLENUM MODEL	EXTERNAL FIXED WIDTH	EXTERNAL FIXED HEIGHT	EXTERNAL FIXED DEPTH	MAX INTERNAL HEIGHT	MAX INTERNAL WIDTH
	A [mm]	B [mm]	C [mm]	a [mm]	b [mm]
EOLO A3 UNIVERSAL	1000	264	348	up to 215	up to 800

### Datasheet

CODE	DESCRIPTION	U.M.	Pieces per box
PWD300194	SVELTO EOLO MINI UNIVERSAL KIT - 3 ZONES WITH EOLO MINI A3 PLENUM	KIT	1



**UK** **KIT SVELTO EOLO UNIVERSAL - 3 ZONES WITH EOLO B4 PLENUM**

**TECHNICAL SPECIFICATIONS**

- 1 polystyrene plenum kit EOLO B4 UNIVERSAL (L 1261 x H 284 D 348) (PWD400032)
- 3 white painted aluminium delivery grilles, installation hole 300 x 150 outer size 332 x 182 (COD. WB11161512)
- 3 insulated plenums with 3 inlets for collars mod. E5 150 - 332 x 182 (PWD100005)
- 3 calibration dampers for 332 x 182 grilles (COD. W11161568)
- 1 double-wall aluminium flexible hose Ø 152 - m 10 (cod. 11152152)
- 1 intake grille with filter in white painted aluminium - installation hole 600 x 400 outer size 632 x 432 (cod. WB11161525)
- 6 Hose clamps 140 - 160 mm (cod. 22200152)
- Customisable on request

**FR** **KIT SVELTO EOLO UNIVERSAL - 3 ZONES AVEC PLÉNUM EOLO B4**

**CARACTÉRISTIQUES TECHNIQUES**

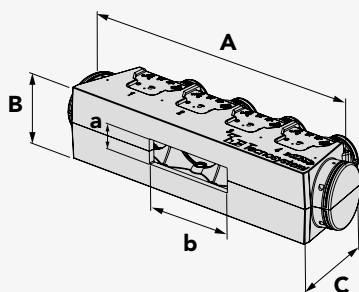

- 1 kit de plénum polystyrène EOLO B4 UNIVERSAL (L 1261 x H 284 P 348) (PWD400032)
- 3 grilles d'alimentation en aluminium peint blanc trou d'installation 300 x 150 mesure externe 332 x 182 (CODE WB11161512)
- 3 plénums isolés à 3 entrées préparés pour les colliers mod. E5 150 - 332 x 182 (PWD100005)
- 3 registres d'étalonnage pour grilles 332 x 182 (CODE W11161568)
- 1 tuyau flexible en aluminium à double paroi Ø 152 - 10 m (code 11152152)
- 1 grille de récupération avec filtre aluminium peint blanc - trou d'installation 600 x 400 mesure externe 632 x 432 (code WB11161525)
- 6 colliers de serrage 140 - 160 mm (code 22200152)
- Personnalisable sur demande

**DE** **KIT SVELTO EOLO UNIVERSAL - 3 ZONEN MIT PLENUM EOLO B4**

**TECHNISCHE EIGENSCHAFTEN**

- 1 EOLO B4 UNIVERSAL Polystyrol Plenum Kit (L 1261 x H 284 P 348) (PWD400032)
- 3 Zufuhrluftgitter aus weiß lackiertes Aluminium, Einbauöffnung 300 x 150 Außenmaß 332 x 182 (COD. WB11161512)
- 3 gedämmte Plenums mit 3 Eingängen vorbereitet für Schellen Mod. E5 150 - 332 x 182 (PWD100005)
- 3 Kalibrierklappen für Luftgitter 332 x 182 (COD. W11161568)
- 1 Aluminium-Doppelwandschlauch Ø 152 - 10 m (Cod. 11152152)
- 1 Ansauggitter aus Aluminium weiß lackiert - Einbauöffnung 600 x 400 Außenmaß 632 x 432 (Cod. WB11161525)
- 6 Rohrschellen 140 - 160 mm (Cod. 22200152)
- Auf Anfrage anpassbar

**3 ZONES** Ø 150



PLENUM MODEL	EXTERNAL FIXED WIDTH	EXTERNAL FIXED HEIGHT	EXTERNAL FIXED DEPTH	MAX INTERNAL HEIGHT	MAX INTERNAL WIDTH
	A [mm]	B [mm]	C [mm]	a [mm]	b [mm]
EOLO B4 UNIVERSAL	1261	284	348	up to 235	up to 1060

**Datasheet**

CODE	DESCRIPTION	U.M.	Pieces per box
PWD300195	SVELTO EOLO MINI UNIVERSAL KIT - 3 ZONES WITH EOLO MINI B4 PLENUM	KIT	1



**UK** **KIT SVELTO EOLO UNIVERSAL - 4 ZONES WITH EOLO B4 PLENUM**

**TECHNICAL SPECIFICATIONS**

- 1 polystyrene plenum kit EOLO B4 UNIVERSAL (L 1261 x H 284 D 348) (PWD400032)
- 4 white painted aluminium delivery grilles, installation hole 300 x 150 outer size 332 x 182 (COD. WB11161512)
- 4 insulated plenums with 3 inlets for collars mod. E5 150 - 332 x 182 (PWD100005)
- 4 calibration dampers for 332 x 182 grilles (COD. W11161568)
- 1 double-wall aluminium flexible hose Ø 152 - m 10 (cod. 11152152)
- 1 intake grille with filter in white painted aluminium - installation hole 600 x 400 outer size 632 x 432 (cod. WB11161525)
- 8 Hose clamps 140 - 160 mm (COD. 22200152)
- Customisable on request

**FR** **KIT SVELTO EOLO UNIVERSAL - 4 ZONES AVEC PLÉNUM EOLO B4**

**CARACTÉRISTIQUES TECHNIQUES**

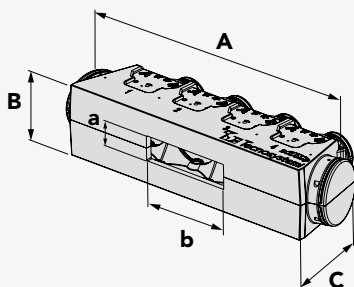

- 1 kit de plénum polystyrène EOLO B4 UNIVERSAL (L 1261 x H 284 P 348) (PWD400032)
- 4 grilles d'alimentation en aluminium peint blanc trou d'installation 300 x 150, taille extérieure 332 x 182 (CODE WB11161512)
- 4 plénums isolés à 3 entrées préparés pour les colliers mod. E5 150 - 332 x 182 (PWD100005)
- 4 registres d'étalonnage pour grilles 332 x 182 (code W11161568)
- 1 tuyau flexible en aluminium à double paroi Ø 152 - 10 m (code 11152152)
- 1 grille de récupération avec filtre aluminium peint blanc - trou d'installation 600 x 400 mesure externe 632 x 432 (code WB11161525)
- 8 Colliers de serrage 140 - 160 mm (CODE 22200152)
- Personnalisable sur demande

**DE** **KIT SVELTO EOLO UNIVERSAL - 4 ZONEN MIT PLENUM EOLO B4**

**TECHNISCHE EIGENSCHAFTEN**

- 1 EOLO B4 UNIVERSAL Polystyrol Plenum Kit (L 1261 x H 284 P 348) (PWD400032)
- 4 Zufuhrluftgitter aus weiß lackiertes Aluminium, Einbauöffnung 300 x 150 Außenmaß 332 x 182 (COD. WB11161512)
- 4 gedämmte Plenums mit 3 Eingängen vorbereitet für Schellen Mod. E5 150 - 332 x 182 (PWD100005)
- 4 Kalibrierklappen für Luftgittern 332 x 182 (Cod. W11161568)
- 1 Aluminium-Doppelwandschlauch Ø 152 - 10 m (Cod. 11152152)
- 1 Ansauggitter aus Aluminium weiß lackiert - Einbauöffnung 600 x 400 Außenmaß 632 x 432 (Cod. WB11161525)
- 8 Rohrschellen 140 - 160 mm (COD. 22200152)
- Auf Anfrage anpassbar

**4 ZONES Ø 150**



PLENUM MODEL	EXTERNAL FIXED WIDTH	EXTERNAL FIXED HEIGHT	EXTERNAL FIXED DEPTH	MAX INTERNAL HEIGHT	MAX INTERNAL WIDTH
	A [mm]	B [mm]	C [mm]	a [mm]	b [mm]
EOLO B4 UNIVERSAL	1261	284	348	up to 235	up to 1060

**Datasheet**

CODE	DESCRIPTION	U.M.	Pieces per box
PWD300196	SVELTO EOLO MINI UNIVERSAL KIT - 4 ZONES WITH EOLO MINI B4 PLENUM	KIT	1





## KIT SVELTO EOLO UNIVERSAL - 4 ZONES WITH EOLO C5 PLENUM

### TECHNICAL SPECIFICATIONS

- 1 polystyrene plenum kit EOLO C5 UNIVERSAL (L 1520 x H 304 D 348) (PWD400033)
- 4 white painted aluminium delivery grilles, installation hole 300 x 150 outer size 332 x 182 (COD. WB11161512)
- 4 insulated plenums with 3 inlets for collars mod. E5 150 - 332 x 182 (PWD100005)
- 4 calibration dampers for 332 x 182 grilles (COD. W11161568)
- 1 double-wall aluminium flexible hose Ø 152 - m 10 (cod. 11152152)
- 1 intake grille with filter in white painted aluminium - installation hole 600 x 400 outer size 632 x 432 (cod. WB11161525)
- 8 Hose clamps 140 - 160 mm (COD. 22200152)
- Customisable on request



## KIT SVELTO EOLO UNIVERSAL - 4 ZONES AVEC PLÉNUM EOLO C5

### CARACTÉRISTIQUES TECHNIQUES

- 1 kit de plénum polystyrène EOLO C5 UNIVERSAL (L 1520 x H 304 P 348) (PWD400033)
- 4 grilles d'alimentation en aluminium peint blanc trou d'installation 300 x 150, taille extérieure 332 x 182 (CODE WB11161512)
- 4 plénums isolés à 3 entrées préparés pour les colliers mod. E5 150 - 332 x 182 (PWD100005)
- 4 registres d'étalonnage pour grilles 332 x 182 (code W11161568)
- 1 tuyau flexible en aluminium à double paroi Ø 152 - 10 m (code 11152152)
- 1 grille de récupération avec filtre aluminium peint blanc - trou d'installation 600 x 400 mesure externe 632 x 432 (code WB11161525)
- 8 Colliers de serrage 140 - 160 mm (CODE 22200152)
- Personnalizable sur demande

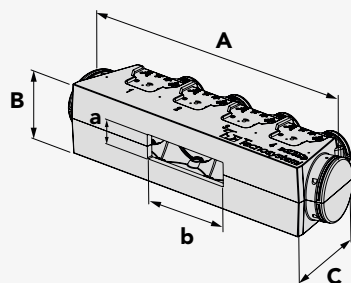



## KIT SVELTO EOLO UNIVERSAL - 4 ZONEN MIT PLENUM EOLO C5

### TECHNISCHE EIGENSCHAFTEN

- 1 EOLO C5 UNIVERSAL Polystyrol Plenum Kit (L 1520 x H 304 P 348) (PWD400033)
- 4 Zufuhrluftgitter aus weiß lackiertes Aluminium, Einbauöffnung 300 x 150 Außenmaß 332 x 182 (COD. WB11161512)
- 4 gedämmte Plenums mit 3 Eingängen vorbereitet für Schellen Mod. E5 150 - 332 x 182 (PWD100005)
- 4 Kalibrierklappen für Luftgittern 332 x 182 (Cod. W11161568)
- 1 Aluminium-Doppelwandschlauch Ø 152 - 10 m (Cod. 11152152)
- 1 Ansauggitter aus Aluminium weiß lackiert - Einbauöffnung 600 x 400 Außenmaß 632 x 432 (Cod. WB11161525)
- 8 Rohrschellen 140 - 160 mm (COD. 22200152)
- Auf Anfrage anpassbar

### 4 ZONES Ø 150



PLENUM MODEL	EXTERNAL FIXED WIDTH	EXTERNAL FIXED HEIGHT	EXTERNAL FIXED DEPTH	MAX INTERNAL HEIGHT	MAX INTERNAL WIDTH
	A [mm]	B [mm]	C [mm]	a [mm]	b [mm]
EOLO C5 UNIVERSAL	1520	304	348	up to 245	up to 1300

Datasheet

CODE	DESCRIPTION	U.M.	Pieces per box
PWD300197	SVELTO EOLO MINI UNIVERSAL KIT - 4 ZONES WITH EOLO MINI C5 PLENUM	KIT	1





## KIT SVELTO EOLO UNIVERSAL - 5 ZONES WITH EOLO C5 PLENUM

### TECHNICAL SPECIFICATIONS

- 1 polystyrene plenum kit EOLO C5 UNIVERSAL (L 1520 x H 304 D 348) (PWD400033)
- 5 white painted aluminium delivery grilles installation hole 300 x 150 outer size 332 x 182 (COD. WB11161512)
- 5 insulated plenums with 3 inlets for collars mod. E5 150 - 332 x 182 (PWD100005)
- 5 calibration dampers for 332 x 182 grilles (COD. W11161568)
- 2 double-wall aluminium flexible pipes Ø 152 - 10 m (COD. 11152152)
- 1 intake grille with filter in white painted aluminium - installation hole 600 x 400 outer size 632 x 432 (cod. WB11161525)
- 10 Hose clamps 140 - 160 mm (cod. 22200152)
- Customisable on request



## KIT SVELTO EOLO UNIVERSAL - 5 ZONES AVEC PLÉNUM EOLO C5

### CARACTÉRISTIQUES TECHNIQUES

- 1 kit de plénum polystyrène EOLO C5 UNIVERSAL (L 1520 x H 304 P 348) (PWD400033)
- 5 grilles d'alimentation en aluminium peint blanc trou d'installation 300 x 150 mesure externe 332 x 182 (CODE WB11161512)
- 5 plénums isolés avec 3 entrées préparés pour les colliers mod. E5 150 - 332 x 182 (PWD100005)
- 5 registres d'étalonnage pour grilles 332 x 182 (code W11161568)
- 2 tuyaux flexibles en aluminium double paroi Ø 152 - m 10 (code 11152152)
- 1 grille de récupération avec filtre aluminium peint blanc - trou d'installation 600 x 400 mesure externe 632 x 432 (code WB11161525)
- 10 colliers de serrage 140 - 160 mm (code 22200152)
- Personnalizable sur demande

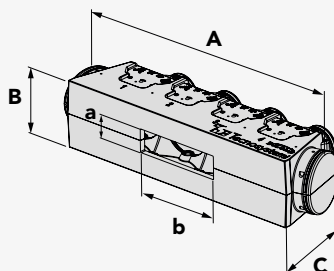



## KIT SVELTO EOLO UNIVERSAL - 5 ZONEN MIT PLENUM EOLO C5

### TECHNISCHE EIGENSCHAFTEN

- 1 EOLO C5 UNIVERSAL Polystyrol Plenum Kit (L 1520 x H 304 P 348) (PWD400033)
- 5 Zufuhrluftgitter aus weiß lackiertes Aluminium Einbauöffnung 300 x 150 Außenmaß 332 x 182 (COD. WB11161512)
- 5 gedämmte Plenums mit 3 Eingängen vorbereitet für Schellen Mod. E5 150 - 332 x 182 (PWD100005)
- 5 Kalibrierklappen für Luftgittern 332 x 182 (Cod. W11161568)
- 2 Schläuche doppelwandig, aus Aluminium Ø 152 - m 10 (Cod. 11152152)
- 1 Ansauggitter aus Aluminium weiß lackiert - Einbauöffnung 600 x 400 Außenmaß 632 x 432 (Cod. WB11161525)
- 10 Rohrschellen 140 - 160 mm (COD. 22200152)
- Auf Anfrage anpassbar

5 ZONES Ø 150



PLENUM MODEL	EXTERNAL FIXED WIDTH	EXTERNAL FIXED HEIGHT	EXTERNAL FIXED DEPTH	MAX INTERNAL HEIGHT	MAX INTERNAL WIDTH
	A [mm]	B [mm]	C [mm]	a [mm]	b [mm]
EOLO C5 UNIVERSAL	1520	304	348	up to 245	up to 1300

Datasheet

CODE	DESCRIPTION	U.M.	Pieces per box
PWD300198	SVELTO EOLO MINI UNIVERSAL KIT - 5 ZONES WITH EOLO MINI C5 PLENUM	KIT	1



# COMPLETE AIR DISTRIBUTION SYSTEM FOR DUCTED UNITS

**KitRipresa**



EXAMPLE OF 3-ZONE SHOOTING KIT

 **MADE IN ITALY**

## THE KIT INCLUDES

- **NO. 1** 800X300 ALUMINUM INTAKE GRILLE WITH FIXED FINS ANGLED AT 45° PAINTED WHITE WITH REMOVABLE FILTER
- **NO. 3** COLLARS FOR PLENUM MOD. B2 - Ø150/200 MM
- **NO. 1** PLENUM 800 X 300 X 250 FOR INTAKE GRILLE IN WHITE PAINTED ALUMINIUM WITH FIXED FINS INCLINED 45° AND REMOVABLE FILTER
- **NO. 3** COLLARS IN ELECTRO-GALVANIZED SHEET METAL FOR PLENUM FROM Ø151 MM TO Ø200 MM
- **NO. 1** FLEXIBLE THERMAL-SOUND DUCTED DUCT IN DOUBLE ALUMINUM ARMOR-RESISTANT WALL Ø203 MM L.10 M
- **NO. 6** HOSE CLAMPS 200-220 MM
- **NO. 1** CUSTOM SUPPLY/RETURN PLENUM IN ALUMINIZED PAL FOR DUCTED SYSTEMS:
  - MODEL 1: H. UP TO 300 MM X W. UP TO 1000 MM X D. 280 MM FIXED
  - MODEL 2: H. UP TO 400 MM X W. UP TO 1200 MM X D. 280 MM FIXED
  - MODEL 3: H. UP TO 400 MM X W. UP TO 1500 MM X D. 280 MM FIXED

**ATTENTION: IN ORDER TO SATISFY YOUR NEEDS, WHEN ORDERING, CHECK THE MATERIAL DESCRIBED IN THE KIT (E.G. THE LENGTH OF THE PIPES AND THE TECHNICAL CHARACTERISTICS).**



### RECOVERY KIT FOR DUCTED UNITS MOD.1-2-3

#### TECHNICAL SPECIFICATIONS

- no.1 800x300 intake grille with fixed flaps tilted at 45° with removable filter in white painted aluminium
- no.3 collars for plenum mod. B2 Ø150/200 mm
- no.1 plenum 800x300x250 for intake grille with fixed flaps tilted at 45° and removable filter
- no.3 electro-galvanised metal sheet collars for plenums from Ø151 mm to Ø200 mm
- n has 1 thermal-acoustic flexible ducted pipe in aluminium double armoured wall 203 mm L.10 m
- 6 Hose clamp 200x220 mm
- no.1 tailor-made delivery / return plenum in aluminised PAL for ducted model 1, model 2 and model 3



### KIT RETOUR POUR UNITÉS CANALISÉES MOD.1-2-3

#### CARACTÉRISTIQUES TECHNIQUES

- 1 grille de récupération 800x300 à ailettes fixes inclinées à 45° en aluminium peint blanc avec filtre amovible
- 3 colliers pour plénum mod. B2 Ø150/200 mm
- 1 plénum 800x300x250 pour grille de récupération à ailettes fixes inclinées à 45° et filtre amovible
- 3 colliers en tôle électro-galvanisée pour plénums de Ø151 mm à Ø200 mm
- n il y a 1 tube canalisé thermique-phonique flexible en aluminium à double paroi blindé 203 mm L.10 m
- 6 colliers de serrage 200x220 mm
- 1 plénum refoulement/récupération sur mesure en PAL aluminé pour goulotte : modèle 1, modèle 2 et modèle 3



### KIT FÜR KANALGERÄTE MOD.1-2-3


#### TECHNISCHE EIGENSCHAFTEN

- Nr.1 Abluftgitter 800x300 mit festen, um 45° geneigten Lamellen aus weiß lackiertem Aluminium mit abnehmbarem Filter
- Nr.3 Schellen für Plenum Mod. B2 Ø150/200 mm
- Nr.1 800x300x250 Plenum für Abluftgitter mit festen, um 45° geneigten Lamellen und abnehmbares Filter
- Nr.3 galvanisch verzinkte Metallschellen für Plenum Ø151 mm bis Ø200 mm
- n°1 thermisch-phonischer, flexibler Kanalschlauch aus doppelwandigem gepanzertem Aluminium Ø203 mm L.10 m
- 6 Rohrschellen 200x220 mm
- Nr.1: Maßgeschneidertes AbAb- und Zuluft / Rückgewinnungs-Plenum in aluminisiertem PAL für Kanalsysteme: Modell 1, Modell 2 und Modell 3



**Datasheet**



CODE	DESCRIPTION	U.M.	 Pieces per box
PWD301301	KIT FOR RETURN AIR - DUCTED UNITS - MOD.1.PAL	KIT	1

 **RECOVERY KIT FOR DUCTED UNITS MOD.1-2-3**

**TECHNICAL SPECIFICATIONS**

- no.1 800x300 intake grille with fixed flaps tilted at 45° with removable filter in white painted aluminium
- no.3 collars for plenum mod. B2 Ø150/200 mm
- no.1 plenum 800x300x250 for intake grille with fixed flaps tilted at 45° and removable filter
- no.3 electro-galvanised metal sheet collars for plenums from Ø151 mm to Ø200 mm
- n has 1 thermal-acoustic flexible ducted pipe in aluminium double armoured wall  $\varnothing$ 203 mm L.10 m
- 6 Hose clamp 200x220 mm
- no.1 tailor-made delivery / return plenum in aluminised PAL for ducted model 1, model 2 and model 3

 **KIT RETOUR POUR UNITÉS CANALISÉES MOD.1-2-3**

**CARACTÉRISTIQUES TECHNIQUES**

- 1 grille de récupération 800x300 à ailettes fixes inclinées à 45° en aluminium peint blanc avec filtre amovible
- 3 colliers pour plénum mod. B2 Ø150/200 mm
- 1 plénum 800x300x250 pour grille de récupération à ailettes fixes inclinées à 45° et filtre amovible
- 3 colliers en tôle électro-galvanisée pour pléniums de Ø151 mm à Ø200 mm
- n il y a 1 tube canalisé thermique-phonique flexible en aluminium à double paroi blindé 203 mm L.10 m
- 6 colliers de serrage 200x220 mm
- 1 plénum refoulement/récupération sur mesure en PAL aluminé pour goulotte : modèle 1, modèle 2 et modèle 3

 **KIT FÜR KANALGERÄTE MOD.1-2-3**

**TECHNISCHE EIGENSCHAFTEN**

- Nr.1 Abluftgitter 800x300 mit festen, um 45° geneigten Lamellen aus weiß lackiertem Aluminium mit abnehmbarem Filter
- Nr.3 Schellen für Plenum Mod. B2 Ø150/200 mm
- Nr.1 800x300x250 Plenum für Abluftgitter mit festen, um 45° geneigten Lamellen und abnehmbares Filter
- Nr.3 galvanisch verzinkte Metallschellen für Plenum Ø151 mm bis Ø200 mm
- n°1 thermisch-phonischer, flexibler Kanalschlauch aus doppelwandigem gepanzertem Aluminium Ø203 mm L.10 m
- 6 Rohrschellen 200x220 mm
- Nr.1: Maßgeschneidertes AbAb- und Zuluft / Rückgewinnungs-Plenum in aluminisiertem PAL für Kanalsysteme: Modell 1, Modell 2 und Modell 3



**Datasheet**



CODE	DESCRIPTION	U.M.	Pieces per box
PWD301302	KIT FOR RETURN AIR - DUCTED UNITS - MOD.2 PAL	KIT	1

 **RECOVERY KIT FOR DUCTED UNITS MOD.1-2-3**

**TECHNICAL SPECIFICATIONS**

- no.1 800x300 intake grille with fixed flaps tilted at 45° with removable filter in white painted aluminium
- no.3 collars for plenum mod. B2 Ø150/200 mm
- no.1 plenum 800x300x250 for intake grille with fixed flaps tilted at 45° and removable filter
- no.3 electro-galvanised metal sheet collars for plenums from Ø151 mm to Ø200 mm
- n has 1 thermal-acoustic flexible ducted pipe in aluminium double armoured wall  $\varnothing$ 203 mm L.10 m
- 6 Hose clamp 200x220 mm
- no.1 tailor-made delivery / return plenum in aluminised PAL for ducted model 1, model 2 and model 3

 **KIT RETOUR POUR UNITÉS CANALISÉES MOD.1-2-3**


**CARACTÉRISTIQUES TECHNIQUES**

- 1 grille de récupération 800x300 à ailettes fixes inclinées à 45° en aluminium peint blanc avec filtre amovible
- 3 colliers pour plénum mod. B2 Ø150/200 mm
- 1 plénum 800x300x250 pour grille de récupération à ailettes fixes inclinées à 45° et filtre amovible
- 3 colliers en tôle électro-galvanisée pour pléniums de Ø151 mm à Ø200 mm
- n il y a 1 tube canalisé thermique-phonique flexible en aluminium à double paroi blindé 203 mm L.10 m
- 6 colliers de serrage 200x220 mm
- 1 plénum refoulement/récupération sur mesure en PAL aluminé pour goulotte : modèle 1, modèle 2 et modèle 3

 **KIT FÜR KANALGERÄTE MOD.1-2-3**

**TECHNISCHE EIGENSCHAFTEN**

- Nr.1 Abluftgitter 800x300 mit festen, um 45° geneigten Lamellen aus weiß lackiertem Aluminium mit abnehmbarem Filter
- Nr.3 Schellen für Plenum Mod. B2 Ø150/200 mm
- Nr.1 800x300x250 Plenum für Abluftgitter mit festen, um 45° geneigten Lamellen und abnehmbares Filter
- Nr.3 galvanisch verzinkte Metallschellen für Plenum Ø151 mm bis Ø200 mm
- n°1 thermisch-phonischer, flexibler Kanalschlauch aus doppelwandigem gepanzertem Aluminium Ø203 mm L.10 m
- 6 Rohrschellen 200x220 mm
- Nr.1: Maßgeschneidertes AbAb- und Zuluft / Rückgewinnungs-Plenum in aluminisiertem PAL für Kanalsysteme: Modell 1, Modell 2 und Modell 3



**Datasheet**



CODE	DESCRIPTION	U.M.	Pieces per box
PWD301303	"KIT FOR RETURN AIR - DUCTED UNITS - MOD.3 PAL"	KIT	1

 **SIMPLE ARMORED ALUMINIUM FLEXIBLE DUCTED FLEXIBLE HOSE**

**TECHNICAL SPECIFICATIONS**

- Operating temperature -30°C to +140°C
- Length 10 m
- Recommended minimum bending radius 0.6 D
- Operating pressure max 5000 Pa
- Conforms to EN 13180

**SELF-EXTINGUISHING**

It is a lightweight and flexible non-insulated duct, made of two sheets of aluminium laminated, one of which in polyester, all reinforced with spirally wound steel wire.

**Thanks to its exceptional flexibility, it can be easily installed on circular and oval collars.**

 **TUBE FLEXIBLE CANALISÉ EN ALUMINIUM SIMPLE BLINDÉ**


**CARACTÉRISTIQUES TECHNIQUES**

- Température de fonctionnement de -30°C à +140°C
- Longueur 10 m
- Rayon de courbure minimal recommandé 0,6 D
- Pression de service maximale 5000 Pa
- Conforme à la norme EN 13180

**AUTO-EXTINGUIBLE**

Il s'agit d'un conduit léger et flexible non isolé, composé de deux feuilles d'aluminium laminé avec une en polyester, le tout renforcé par un fil d'acier enroulé en spirale.

**Grâce à sa flexibilité exceptionnelle, il peut être facilement installé sur des colliers circulaires et ovales.**

 **FLEXIBLES, KANALISIERTES, GEPANZERTES ALUMINIUMROHR**

**TECHNISCHE EIGENSCHAFTEN**

- Betriebstemperatur von -30°C bis +140°C
- Länge: 10 m
- Empfohlener Mindestkrümmungsradius 0,6 D
- Max. Betriebsdruck 5000 Pa
- Entspricht EN 13180

**SELBSTVERLÖSCHEND**

Es handelt sich um ein leichtes, flexibles, nicht isoliertes Kabelrohr, das aus zwei Aluminiumblechen und einem Polyesterblech besteht, die mit spiralförmig gewickeltem Stahldraht verstärkt sind.


**Dank seiner außergewöhnlichen Flexibilität lässt er sich problemlos an runden und ovalen Schellen montieren.**



Datasheet



CODE	DESCRIPTION	U.M.	 Pieces per box
11151080	FLEXIBLE ARMORED ALUMINUM DUCTED PIPE Ø85mm L10m	PCS	1
11151102	FLEXIBLE ARMORED ALUMINUM DUCTED PIPE Ø102mm L10m	PCS	1
11151127	FLEXIBLE ARMORED ALUMINUM DUCTED PIPE Ø107mm L10m	PCS	1
11151140	FLEXIBLE ARMORED ALUMINUM DUCTED PIPE Ø140mm L10m	PCS	1
11151152	FLEXIBLE ARMORED ALUMINUM DUCTED PIPE Ø152mm L10m	PCS	1
PWC400015	FLEXIBLE ARMORED ALUMINUM DUCTED PIPE Ø165mm L10m	PCS	1
11151180	FLEXIBLE ARMORED ALUMINUM DUCTED PIPE Ø180mm L10m	PCS	1
11151204	FLEXIBLE ARMORED ALUMINUM DUCTED PIPE Ø203mm L10m	PCS	1
11151254	FLEXIBLE ARMORED ALUMINUM DUCTED PIPE Ø254mm L10m	PCS	1
11151305	FLEXIBLE ARMORED ALUMINUM DUCTED PIPE Ø305mm L10m	PCS	1
11151356	FLEXIBLE ARMORED ALUMINUM DUCTED PIPE Ø356mm L10m	PCS	1


 **THERMAL FLEXIBLE DUCTED PIPE - DOUBLE-WALLED ARMORED ALUMINIUM PHONIC**

**TECHNICAL SPECIFICATIONS**

- Operating temperature -30°C to +140°C
- Length 10 m
- Recommended minimum bending radius: 1D
- Insulation material: glass fibre thickness 25 mm density 16 kg/m<sup>3</sup>

**THERMAL INSULATION**

It is a duct consisting of a perforated internal pipe made of laminated aluminium with a polyester sheet, all reinforced with spirally wound steel wire. The thermal insulation is made of glass wool coated with an aluminium foil laminated with a polyester sheet. Between the inner pipe and the insulation there is a polyester sheet as a moisture barrier. **Thanks to its exceptional flexibility, it is easy to install on circular and oval collars.**


 **TUBE FLEXIBLE CANALISÉ THERMIQUE - PHONIQUE EN ALUMINIUM À DOUBLE PAROI BLINDÉ**

**CARACTÉRISTIQUES TECHNIQUES**

- Température de fonctionnement de -30°C à +140°C
- Longueur 10 m
- Rayon de courbure minimum recommandé : 1D
- Matériau isolant: fibre de verre épaisseur 25 mm densité 16 kg/m<sup>3</sup>

**ACOUSTIQUE ET THERMIQUE**

Il s'agit d'un conduit constitué d'un tube interne perforé en aluminium laminé avec une feuille de polyester, le tout renforcé par un fil d'acier enroulé en spirale. L'isolation thermique est en laine de verre revêtue d'une feuille d'aluminium laminée avec une feuille de polyester. Entre le tuyau intérieur et l'isolation, il y a une feuille de polyester servant de barrière contre l'humidité. **Grâce à sa flexibilité exceptionnelle, il est facile à installer sur les colliers circulaires et ovales.**

 **THERMISCHES FLEXIBLES LEITUNGSRÖHR - DOPPELWANDIGES GEPANZERTES ALUMINIUMTELEFON**

**TECHNISCHE EIGENSCHAFTEN**

- Betriebstemperatur von -30°C bis +140°C
- Länge: 10 m
- Empfohlener Mindestkrümmungsradius: 1D
- Dämmmaterial: Glasfaserdicke 25 mm Dichte 16 kg/m<sup>3</sup>


**THERMISCH AKUSTISCH**

Es handelt sich um einen Kanal, der aus einem perforierten Innenrohr aus laminiertem Aluminium mit einer Polyesterfolie besteht, die alle mit spiralförmig gewickeltem Stahldraht verstärkt sind. Die Wärmedämmung besteht aus Glaswolle, die mit Aluminiumfolie überzogen und mit Polyesterfolie laminiert ist. Zwischen dem Innenrohr und der Isolierung befindet sich eine Polyesterfolie als Feuchtigkeitssperre. **Dank seiner außergewöhnlichen Flexibilität lässt er sich leicht auf runden und ovalen Schellen montieren.**

Armored aluminium

Datasheet



CODE	DESCRIPTION	U.M.	 Pieces per box
11152080	FLEXIBLE THERMAL-PHONIC DUCTED PIPE IN DOUBLE WALL ARMORED ALUMINIUM Ø85mm L10m	PCS	1
11152102	FLEXIBLE THERMAL-PHONIC DUCTED PIPE IN DOUBLE WALL ARMORED ALUMINIUM Ø102mm L10m	PCS	1
11152127	FLEXIBLE THERMAL-PHONIC DUCTED PIPE IN DOUBLE WALL ARMORED ALUMINIUM Ø127mm L10m	PCS	1
11152140	FLEXIBLE THERMAL-PHONIC DUCTED PIPE IN DOUBLE WALL ARMORED ALUMINIUM Ø140mm L10m	PCS	1
11152152	FLEXIBLE THERMAL-PHONIC DUCTED PIPE IN DOUBLE WALL ARMORED ALUMINIUM Ø152mm L10m	PCS	1
PWC400016	FLEXIBLE THERMAL-PHONIC DUCTED PIPE IN DOUBLE WALL ARMORED ALUMINIUM Ø165mm L10m	PCS	1
11152180	FLEXIBLE THERMAL-PHONIC DUCTED PIPE IN DOUBLE WALL ARMORED ALUMINIUM Ø180mm L10m	PCS	1
11152204	FLEXIBLE THERMAL-PHONIC DUCTED PIPE IN DOUBLE WALL ARMORED ALUMINIUM Ø203mm L10m	PCS	1
11152254	FLEXIBLE THERMAL-PHONIC DUCTED PIPE IN DOUBLE WALL ARMORED ALUMINIUM Ø254mm L10m	PCS	1
11152305	FLEXIBLE THERMAL-PHONIC DUCTED PIPE IN DOUBLE WALL ARMORED ALUMINIUM Ø305mm L10m	PCS	1
11152356	FLEXIBLE THERMAL-PHONIC DUCTED PIPE IN DOUBLE WALL ARMORED ALUMINIUM Ø356mm L10m	PCS	1



## SIMPLE ALUMINIUM FLEXIBLE DUCTED FLEXIBLE HOSE WITH INTERNAL ANTIBACTERIAL TREATMENT

### TECHNICAL SPECIFICATIONS

- Operating temperature: -30°C to +140°C
- Length 10 m
- Antibacterial treatment on the inner surface

### SELF-EXTINGUISHING

It is a lightweight and flexible non-insulated duct, made of two sheets of aluminium laminated, one of which in polyester, all reinforced with spirally wound steel wire.

Thanks to its exceptional flexibility, it can be easily installed on circular and oval collars.



## TUBE FLEXIBLE CANALISÉ EN ALUMINIUM SIMPLE AVEC TRAITEMENT ANTIBACTÉRIEN INTERNE

### CARACTÉRISTIQUES TECHNIQUES

- Température de fonctionnement : -30°C à +140°C
- Longueur 10 m
- Traitement antibactérien sur la surface interne

### AUTO-EXTINGUIBLE

Il s'agit d'un conduit léger et flexible non isolé, composé de deux feuilles d'aluminium laminé avec une en polyester, le tout renforcé par un fil d'acier enroulé en spirale.

Grâce à sa flexibilité exceptionnelle, il peut être facilement installé sur des colliers circulaires et ovales.



## FLEXIBLES, KANALISIERTES, EINFACHES ALUMINIUMROHR MIT ANTIBAKTERIELLER INNENBEHANDLUNG

### TECHNISCHE EIGENSCHAFTEN

- Betriebstemperatur: Von -30°C bis +140°C
- Länge: 10 m
- Antibakterielle Behandlung auf der inneren Oberfläche

### SELBSTVERLÖSCHEND


Es handelt sich um ein leichtes, flexibles, nicht isoliertes Kabelrohr, das aus zwei Aluminiumblechen und einem Polyesterblech besteht, die mit spiralförmig gewickeltem Stahldraht verstärkt sind.

Dank seiner außergewöhnlichen Flexibilität lässt er sich problemlos an runden und ovalen Schellen montieren.

## Armored aluminium

### Datasheet



CODE	DESCRIPTION	U.M.	 Pieces per box
11156085	FLEXIBLE DUCTED PIPE IN ARMORED ALUMINIUM WITH INTERNAL ANTIBACTERIAL TREATMENT Ø85mm L10m	PCS	1
11156102	FLEXIBLE DUCTED PIPE IN ARMORED ALUMINIUM WITH INTERNAL ANTIBACTERIAL TREATMENT Ø102mm L10m	PCS	1
11156127	FLEXIBLE DUCTED PIPE IN ARMORED ALUMINIUM WITH INTERNAL ANTIBACTERIAL TREATMENT Ø127mm L10m	PCS	1
11156152	FLEXIBLE DUCTED PIPE IN ARMORED ALUMINIUM WITH INTERNAL ANTIBACTERIAL TREATMENT Ø152mm L10m	PCS	1
PWC400017	FLEXIBLE DUCTED PIPE IN ARMORED ALUMINIUM WITH INTERNAL ANTIBACTERIAL TREATMENT Ø165mm L10m	PCS	1
11156180	FLEXIBLE DUCTED PIPE IN ARMORED ALUMINIUM WITH INTERNAL ANTIBACTERIAL TREATMENT Ø180mm L10m	PCS	1
11156203	FLEXIBLE DUCTED PIPE IN ARMORED ALUMINIUM WITH INTERNAL ANTIBACTERIAL TREATMENT Ø203mm L10m	PCS	1
11156254	FLEXIBLE DUCTED PIPE IN ARMORED ALUMINIUM WITH INTERNAL ANTIBACTERIAL TREATMENT Ø254mm L10m	PCS	1
11156305	FLEXIBLE DUCTED PIPE IN ARMORED ALUMINIUM WITH INTERNAL ANTIBACTERIAL TREATMENT Ø305mm L10m	PCS	1
11156356	FLEXIBLE DUCTED PIPE IN ARMORED ALUMINIUM WITH INTERNAL ANTIBACTERIAL TREATMENT Ø356mm L10m	PCS	1
11156610	FLEXIBLE DUCTED PIPE IN ARMORED ALUMINIUM WITH INTERNAL ANTIBACTERIAL TREATMENT Ø610mm L10m	PCS	1



**THERMAL FLEXIBLE  
DUCTED FLEXIBLE  
HOSE - DOUBLE-WALLED  
ALUMINIUM PHONIC WITH  
INTERNAL ANTIBACTERIAL  
TREATMENT**

**TECHNICAL SPECIFICATIONS**

- Operating temperature: -30°C to +140°C
- Length 10 m
- Antibacterial treatment on the inner surface

**SELF-EXTINGUISHING**

It is a duct consisting of a perforated internal pipe made of laminated aluminium with a polyester sheet, all reinforced with spirally wound steel wire. The thermal insulation is made of glass wool coated with an aluminium foil laminated with a polyester sheet. Between the inner pipe and the insulation there is a polyester sheet as a moisture barrier. **Inside there is an antibacterial film. Thanks to its exceptional flexibility, it is easy to install on circular and oval collars.**



**TUBE FLEXIBLE CANALISÉ  
THERMIQUE - PHONIQUE  
EN ALUMINIUM À DOUBLE  
PAROI AVEC TRAITEMENT  
ANTIBACTÉRIEN INTERNE**

**CARACTÉRISTIQUES TECHNIQUES**

- Température de fonctionnement : -30°C à +140°C
- Longueur 10 m
- Traitement antibactérien sur la surface interne

**AUTO-EXTINGUIBLE**

Il s'agit d'un conduit constitué d'un tube interne perforé en aluminium laminé avec une feuille de polyester, le tout renforcé par un fil d'acier enroulé en spirale. L'isolation thermique est en laine de verre revêtue d'une feuille d'aluminium laminée avec une feuille de polyester. Entre le tuyau intérieur et l'isolation, il y a une feuille de polyester servant de barrière contre l'humidité. **À l'intérieur, il y a un film antibactérien. Grâce à sa flexibilité exceptionnelle, il est facile à installer sur les colliers circulaires et ovales.**



**THERMISCHES FLEXIBLES  
LEITUNGSRÖHR -  
DOPPELWANDIGES  
ALUMINIUMTELEFON MIT  
INTERNER ANTIBAKTERIELLER  
BEHANDLUNG**

**TECHNISCHE EIGENSCHAFTEN**

- Betriebstemperatur: Von -30°C bis +140°C
- Länge: 10 m
- Antibakterielle Behandlung auf der inneren Oberfläche

**SELBSTVERLÖSCHEND**

Es handelt sich um einen Kanal, der aus einem perforierten Innenrohr aus laminiertem Aluminium mit einer Polyesterfolie besteht, die alle mit spiralförmig gewickeltem Stahldraht verstärkt sind. Die Wärmedämmung besteht aus Glaswolle, die mit Aluminiumfolie überzogen und mit Polyesterfolie laminiert ist. Zwischen dem Innenrohr und der Isolierung befindet sich eine Polyesterfolie als Feuchtigkeitssperre. **Im Inneren befindet sich ein antibakterieller Film. Dank seiner außergewöhnlichen Flexibilität lässt er sich leicht auf runden und ovalen Schellen montieren.**

Armored aluminium

Internal antibacterial treatment

Datasheet



CODE	DESCRIPTION	U.M.	 Pieces per box
11157085	FLEXIBLE THERMAL-PHONIC DUCTED PIPE IN DOUBLE WALL ARMORED ALUMINIUM WITH ANTIBACTERIAL TREATMENT Ø85mm L10m	PCS	1
11157102	FLEXIBLE THERMAL-PHONIC DUCTED PIPE IN DOUBLE WALL ARMORED ALUMINIUM WITH ANTIBACTERIAL TREATMENT Ø102mm L10m	PCS	1
11157127	FLEXIBLE THERMAL-PHONIC DUCTED PIPE IN DOUBLE WALL ARMORED ALUMINIUM WITH ANTIBACTERIAL TREATMENT Ø127mm L10m	PCS	1
11157152	FLEXIBLE THERMAL-PHONIC DUCTED PIPE IN DOUBLE WALL ARMORED ALUMINIUM WITH ANTIBACTERIAL TREATMENT Ø152mm L10m	PCS	1
PWC400018	FLEXIBLE THERMAL-PHONIC DUCTED PIPE IN DOUBLE WALL ARMORED ALUMINIUM WITH ANTIBACTERIAL TREATMENT Ø165mm L10m	PCS	1
11157180	FLEXIBLE THERMAL-PHONIC DUCTED PIPE IN DOUBLE WALL ARMORED ALUMINIUM WITH ANTIBACTERIAL TREATMENT Ø180mm L10m	PCS	1
11157203	FLEXIBLE THERMAL-PHONIC DUCTED PIPE IN DOUBLE WALL ARMORED ALUMINIUM WITH ANTIBACTERIAL TREATMENT Ø203mm L10m	PCS	1
11157254	FLEXIBLE THERMAL-PHONIC DUCTED PIPE IN DOUBLE WALL ARMORED ALUMINIUM WITH ANTIBACTERIAL TREATMENT Ø254mm L10m	PCS	1
11157305	FLEXIBLE THERMAL-PHONIC DUCTED PIPE IN DOUBLE WALL ARMORED ALUMINIUM WITH ANTIBACTERIAL TREATMENT Ø305mm L10m	PCS	1
11157356	FLEXIBLE THERMAL-PHONIC DUCTED PIPE IN DOUBLE WALL ARMORED ALUMINIUM WITH ANTIBACTERIAL TREATMENT Ø356mm L10m	PCS	1



## SIMPLE POLYETHYLENE FLEXIBLE DUCTED FLEXIBLE HOSE

### TECHNICAL SPECIFICATIONS

- Operating temperature: -20°C to +70°C
- Length 10 m
- Recommended minimum bending radius: 1D

### FLEXIBLE POLYETHYLENE

It is a lightweight, flexible, non-insulated air duct made of a steel wire-reinforced polyethylene sheet that is spirally wound. **Thanks to its exceptional flexibility it can be easily installed on circular and oval connectors.**



## TUBE FLEXIBLE CANALISÉ EN POLYÉTHYLÈNE SIMPLE

### CARACTÉRISTIQUES TECHNIQUES

- Température de fonctionnement : -20°C à +70°C
- Longueur 10 m
- Rayon de courbure minimum recommandé : 1D

### FLEXIBLE POLYÉTHYLÈNE

Il s'agit d'un conduit d'air léger, flexible et non isolé constitué d'une feuille de polyéthylène renforcée par fil d'acier enroulé en spirale. **Grâce à sa flexibilité exceptionnelle, il peut être facilement installé sur des connecteurs circulaires et ovales.**



## FLEXIBLES KANALISIERTES, EINFACHES ROHR AUS POLYETHYLEN

### TECHNISCHE EIGENSCHAFTEN

- Betriebstemperatur: Von -20°C bis +70°C
- Länge: 10 m
- Empfohlener Mindestkrümmungsradius: 1D

### ULTRAFLEXIBLES POLYETHYLEN


Es handelt sich um einen leichten, flexiblen, nicht isolierten Luftkanal aus einer Stahldraht-verstärkten Polyethylenfolie, die spiralförmig gewickelt ist. **Dank seiner außergewöhnlichen Flexibilität lässt er sich problemlos auf runden und ovalen Steckverbindern installieren.**


### Ultra-flexible polyethylene



### Datasheet



CODE	DESCRIPTION	U.M.	 Pieces per box
11153080	FLEXIBLE DUCTED PIPE IN SIMPLE POLYETHYLENE Ø82mm L10m	PCS	1
11153102	FLEXIBLE DUCTED PIPE IN SIMPLE POLYETHYLENE Ø102mm L10m	PCS	1
11153127	FLEXIBLE DUCTED PIPE IN SIMPLE POLYETHYLENE Ø127mm L10m	PCS	1
11153140	FLEXIBLE DUCTED PIPE IN SIMPLE POLYETHYLENE Ø140mm L10m	PCS	1
11153152	FLEXIBLE DUCTED PIPE IN SIMPLE POLYETHYLENE Ø152mm L10m	PCS	1
PWC400019	FLEXIBLE DUCTED PIPE IN SIMPLE POLYETHYLENE Ø165mm L10m	PCS	1
11153180	FLEXIBLE DUCTED PIPE IN SIMPLE POLYETHYLENE Ø185mm L10m	PCS	1
11153204	FLEXIBLE DUCTED PIPE IN SIMPLE POLYETHYLENE Ø203mm L10m	PCS	1
11153254	FLEXIBLE DUCTED PIPE IN SIMPLE POLYETHYLENE Ø254mm L10m	PCS	1
11153305	FLEXIBLE DUCTED PIPE IN SIMPLE POLYETHYLENE Ø305mm L10m	PCS	1
11153356	FLEXIBLE DUCTED PIPE IN SIMPLE POLYETHYLENE Ø356mm L10m	PCS	1

 **ULTRA FLEXIBLE  
POLYETHYLENE DUCTED  
PIPE DOUBLE WALL  
THERMAL - PHONIC**

**TECHNICAL SPECIFICATIONS**

- Operating temperature: -20°C to +70°C
- Recommended minimum bending radius: 1D
- Internal/external air duct: black polyethylene
- Insulation material: glass fibre thickness 25 mm density 16 kg/m<sup>3</sup>

**SELF-EXTINGUISHING**

It is a duct consisting of an internal polyethylene pipe reinforced with spirally wound steel wire. The thermal insulation is made of glass wool coated with a polyester sheet. **Thanks to its exceptional flexibility, it is easy to install on circular and oval connectors.**


 **TUBE CANALISÉ ULTRA  
FLEXIBLE EN POLYÉTHYLÈNE  
À DOUBLE PAROI  
THERMIQUE - PHONIQUE**

**CARACTÉRISTIQUES TECHNIQUES**

- Température de fonctionnement : -20°C à +70°C
- Rayon de courbure minimum recommandé : 1D
- Conduite interne/externe: polyéthylène noir
- Matériau isolant: fibre de verre épaisseur 25 mm densité 16 kg/m<sup>3</sup>

**AUTO-EXTINGUIBLE**

Il s'agit d'un conduit constitué d'un tuyau interne en polyéthylène renforcé par un fil d'acier enroulé en spirale. L'isolation thermique est réalisée en laine de verre revêtue d'une feuille de polyester. **Grâce à sa flexibilité exceptionnelle, il est facile à installer sur des connecteurs circulaires et ovales.**

 **ULTRAFLEXIBLES  
POLYETHYLEN-  
DOPPELWANDROHR  
THERMISCH - PHONISCH**

**TECHNISCHE EIGENSCHAFTEN**

- Betriebstemperatur: Von -20°C bis +70°C
- Empfohlener Mindestkrümmungsradius: 1D
- Innen-/Außenrohr: schwarzes Polyethylen
- Dämmmaterial: Glasfaserdicke 25 mm Dichte 16 kg/m<sup>3</sup>

**SELBSTVERLÖSCHEND**


Es handelt sich um eine Leitung, die aus einem inneren Polyethylenrohr besteht, das mit spiralförmig gewickeltem Stahldraht verstärkt ist. Die Wärmedämmung besteht aus Glaswolle, die mit Polyesterfolie beschichtet ist. **Dank seiner außergewöhnlichen Flexibilität lässt er sich leicht auf runden und ovalen Anschlüssen montieren.**

Ultra-flexible polyethylene

Thermal phonic

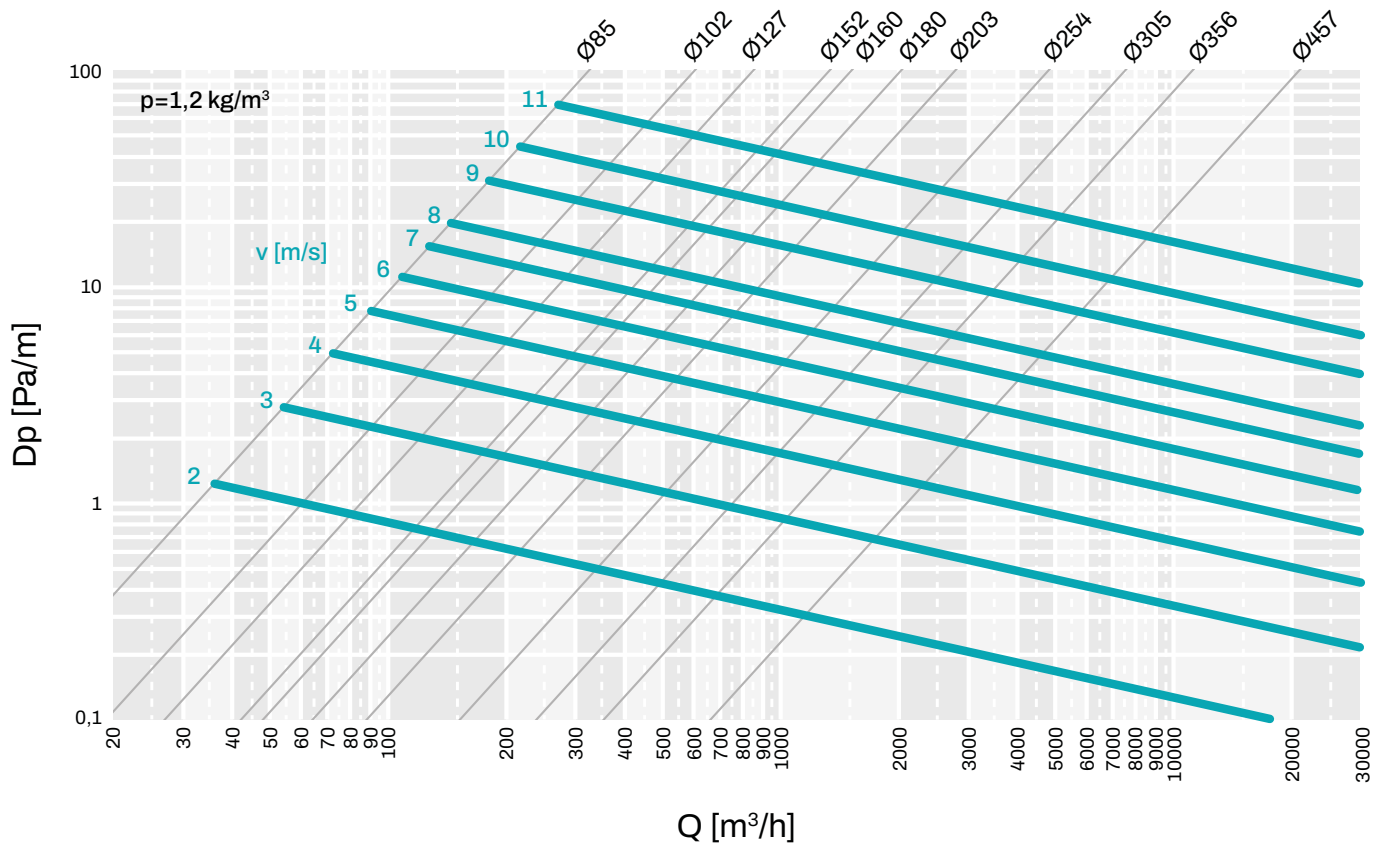
Datasheet



CODE	DESCRIPTION	U.M.	 Pieces per box
11154080	THERMAL-PHONIC ULTRA FLEXIBLE DUCTED PIPE IN DOUBLE WALL POLYETHYLENE Ø82mm L10m	PCS	1
11154102	THERMAL-PHONIC ULTRA FLEXIBLE DUCTED PIPE IN DOUBLE WALL POLYETHYLENE Ø102mm L10m	PCS	1
11154127	THERMAL-PHONIC ULTRA FLEXIBLE DUCTED PIPE IN DOUBLE WALL POLYETHYLENE Ø127mm L10m	PCS	1
11154140	THERMAL-PHONIC ULTRA FLEXIBLE DUCTED PIPE IN DOUBLE WALL POLYETHYLENE Ø140mm L10m	PCS	1
11154152	THERMAL-PHONIC ULTRA FLEXIBLE DUCTED PIPE IN DOUBLE WALL POLYETHYLENE Ø152mm L10m	PCS	1
PWC400020	THERMAL-PHONIC ULTRA FLEXIBLE DUCTED PIPE IN DOUBLE WALL POLYETHYLENE Ø165mm L10m	PCS	1
11154180	THERMAL-PHONIC ULTRA FLEXIBLE DUCTED PIPE IN DOUBLE WALL POLYETHYLENE Ø185mm L10m	PCS	1
11154204	THERMAL-PHONIC ULTRA FLEXIBLE DUCTED PIPE IN DOUBLE WALL POLYETHYLENE Ø203mm L10m	PCS	1
11154254	THERMAL-PHONIC ULTRA FLEXIBLE DUCTED PIPE IN DOUBLE WALL POLYETHYLENE Ø254mm L10m	PCS	1
11154305	THERMAL-PHONIC ULTRA FLEXIBLE DUCTED PIPE IN DOUBLE WALL POLYETHYLENE Ø305mm L10m	PCS	1
11154356	THERMAL-PHONIC ULTRA FLEXIBLE DUCTED PIPE IN DOUBLE WALL POLYETHYLENE Ø356mm L10m	PCS	1

# FLEXIBLE DUCTING

## PRESSURE LOSS DISTRIBUTED FOR FULLY EXTENDED FLEXIBLE ALUMINUM DUCT



## ACOUSTIC ATTENUATION FOR DOUBLE WALL ALUMINUM FLEXIBLE DUCTED TUBE

1m	FREQUENCY [Hz]					
	Ø	125	250	500	1000	2000
100	15	21	25	34	29	31
125	13	21	24	26	26	31
160	8	12	29	28	27	31
200	6	13	23	22	27	23
250	10	17	19	19	21	14
315	16	18	17	19	16	10
406	9	17	15	20	10	5

2m	FREQUENCY [Hz]					
	Ø	125	250	500	1000	2000
100	17	22	25	43	48	31
125	13	21	26	34	37	32
160	15	17	27	35	44	36
200	11	21	26	39	29	34
250	7	17	24	27	27	23
315	13	21	20	22	24	16
406	14	16	16	22	16	8

3m	FREQUENCY [Hz]					
	Ø	125	250	500	1000	2000
100	17	28	39	43	48	32
125	18	27	38	41	44	33
160	17	25	37	39	37	37
200	21	23	35	38	36	39
250	10	20	30	32	28	32
315	18	21	25	30	28	23
406	18	17	18	22	20	13

## MAXIMUM FLOW CHART OF THE FLEXIBLE HOSES

DIAMETER [mm]	SECTION [m²]	SUPPLY AT 6MS [m³/h]	RETURN AT 5MS [m³/h]
102	0,0081	175	145
127	0,012	259	216
140	0,015	310	270
152	0,018	388	324
160	0,02	432	360
180	0,025	540	450
204	0,03	648	540
254	0,05	1080	900
305	0,07	1500	1260
427	0,15	3240	2700
610	0,28	6048	5040

Example of how to calculate ducting:

- $P$ =Flow rate (m³/h)
- $V$ =Air velocity (m/s)
- $S$ =Opening cross-sectional area (m²)
- 3600=Seconds in one hour (s/h)
- $P=V \times S \times 3600 = \text{m/s} \times \text{m}^2 \times \text{s/h} = \text{m}^3/\text{h}$

$$V = \frac{P}{S \times 3600} \text{ [m/s]}$$

$$S = \frac{P}{V \times 3600} \text{ [m}^2\text{]}$$

# A1

## COLLAR FOR PLENUM Ø 100 - 125 - 150

### TECHNICAL SPECIFICATIONS

- Made of PP
- Anti-condensation
- For single / double wall ducted pipes
- Ready with 4 holes for fastening to plenum

## COLLIER POUR PLENUM Ø 100 - 125 - 150

### CARACTÉRISTIQUES TECHNIQUES

- Fabriqué en PP
- Anti-condensation
- Pour tuyaux à paroi simple / double
- Prédéposé avec 4 trous pour la fixation au plénum

## SCHELLE FÜR PLENUM Ø 100 - 125 - 150

### TECHNISCHE EIGENSCHAFTEN

- Aus PP
- Kondensation-Schutz
- Für ein- / doppelwandige kanalisierte Rohre
- Vorbereitet mit 4 Bohrungen zur Befestigung am Plenum



MADE IN ITALY

Datasheet

CODE	DESCRIPTION	U.M.	Pieces per box
11161814	PLÉNUM BOX COLLAR MOD."A1" Ø100/125/150	PCS	1



# B2

## COLLAR FOR PLENUM Ø 150 - 200

### TECHNICAL SPECIFICATIONS

- Made of PP
- Anti-condensation
- For single / double wall ducted pipes
- Ready with 4 holes for fastening to plenum

## COLLIER POUR PLENUM Ø 150 - 200

### CARACTÉRISTIQUES TECHNIQUES

- Fabriqué en PP
- Anti-condensation
- Pour tuyaux à paroi simple / double
- Prédéposé avec 4 trous pour la fixation au plénum

## SCHELLE FÜR PLENUM Ø 150 - 200

### TECHNISCHE EIGENSCHAFTEN

- Aus PP
- Kondensation-Schutz
- Für ein- / doppelwandige kanalisierte Rohre
- Vorbereitet mit 4 Bohrungen zur Befestigung am Plenum



MADE IN ITALY

Datasheet

CODE	DESCRIPTION	U.M.	Pieces per box
11161816	PLÉNUM BOX COLLAR MOD."B2" Ø150/200	PCS	1



## OVAL COLLAR FOR PLENUM

### TECHNICAL SPECIFICATIONS

- Made of PP
- Anti-condensation
- For single / double wall ducted pipes
- Ready with 4 holes for fastening to plenum

## COLLIER OVALE POUR PLENUM

### CARACTÉRISTIQUES TECHNIQUES

- Fabriqué en PP
- Anti-condensation
- Pour tuyaux à paroi simple / double
- Prédéposé avec 4 trous pour la fixation au plénum

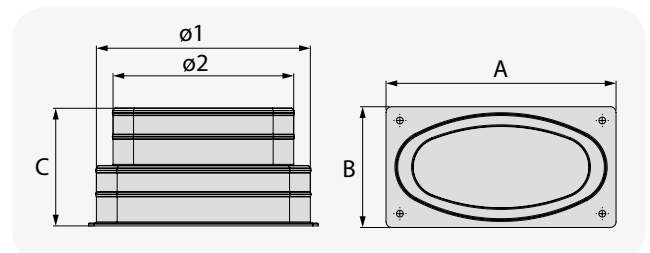
## OVALE SCHELLE FÜR PLENUM

### TECHNISCHE EIGENSCHAFTEN

- Aus PP
- Kondensation-Schutz
- Für ein- / doppelwandige kanalisierte Rohre
- Vorbereitet mit 4 Bohrungen zur Befestigung am Plenum



MADE IN ITALY



CODE	DESCRIPTION	A [mm]	B [mm]	C [mm]	Ø1 [mm]	Ø2 [mm]	U.M.	Pieces per box
PWD500009	PLÉNUM - Ø 125-150	192	105	102	150	125	PCS	1
PWD500010	OVAL COLLAR FOR "D4" PLENUM - Ø 125-150	280	105	102	200	150	PCS	1

Datasheet



 **COLLAR FOR PLENUM Ø 150**

**TECHNICAL SPECIFICATIONS**

- Made of PP
- Anti-condensation
- For single / double wall ducted pipes
- Ready with 4 holes for fastening to plenum

 **COLLIER POUR PLENUM Ø 150**

**CARACTÉRISTIQUES TECHNIQUES**

- Fabriqué en PP
- Anti-condensation
- Pour tuyaux à paroi simple / double
- Prédéposé avec 4 trous pour la fixation au plénum

 **SCHELLE FÜR PLENUM Ø 150**

**TECHNISCHE EIGENSCHAFTEN**

- Aus PP
- Kondensation-Schutz
- Für ein- / doppelwandige kanalisierte Rohre
- Vorbereitet mit 4 Bohrungen zur Befestigung am Plenum



CODE	DESCRIPTION	U.M.	 Pieces per box
PWD500011	PLÉNUM "E5" - Ø 150	PCS	1

**Datasheet**



 **COLLAR FOR PLENUM WITH BUILT-IN DAMPER**

**TECHNICAL SPECIFICATIONS**

- Made of PP
- Available from Ø 102 mm to Ø 254 mm
- Operating temperature -30°C to +150°C
- Reaction to fire C-S1,D1

 **COLLIER POUR PLENUM AVEC VANNE INTÉGRÉE**

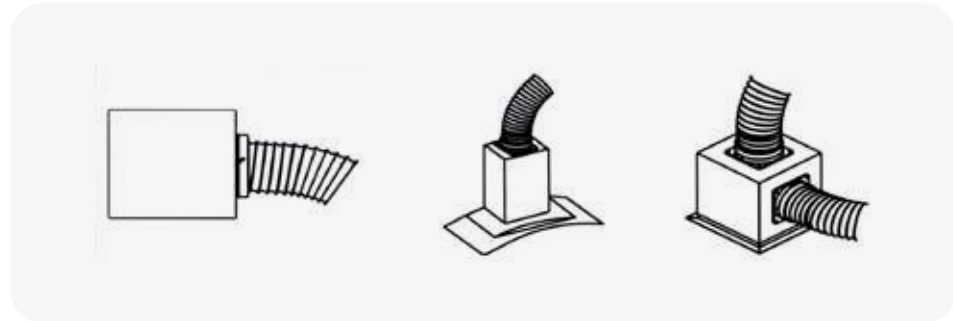
**CARACTÉRISTIQUES TECHNIQUES**

- Fabriqué en PP
- Disponible de Ø 102 mm à Ø 254 mm
- Température de fonctionnement de -30°C à +150°C
- Réaction au feu C-S1,D1

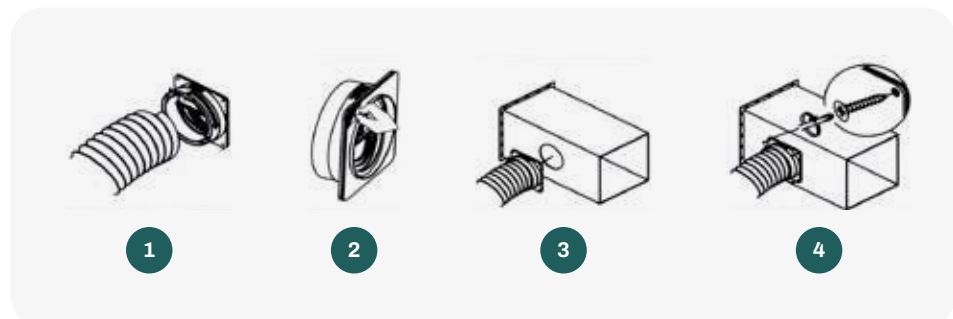
 **SCHELLE FÜR PLENUM MIT EINGEBAUTER Klappe**


**TECHNISCHE EIGENSCHAFTEN**

- Aus PP
- Erhältlich von Ø 102 mm bis Ø 254 mm
- Betriebstemperatur von -30°C bis +150°C
- Brandverhalten C-S1,D1



Use only for simple aluminum flexible hose or double wall (not for polyethylene pipe simple or double wall).



CODE	DESCRIPTION	U.M.	 Pieces per box
11156001	FLEXIBLE PIPE CONNECTION WITH DAMPER Ø 102	PCS	1
11156002	FLEXIBLE PIPE CONNECTION WITH DAMPER Ø 127	PCS	1
11156003	FLEXIBLE PIPE CONNECTION WITH DAMPER Ø 152	PCS	1
11156004	FLEXIBLE PIPE CONNECTION WITH DAMPER Ø 160	PCS	1
11156005	FLEXIBLE PIPE CONNECTION WITH DAMPER Ø 203	PCS	1
11156006	FLEXIBLE PIPE CONNECTION WITH DAMPER Ø 254	PCS	1

**Datasheet**



 **ELECTRO-GALVANISED METAL SHEET COLLAR FOR PLENUM**

**TECHNICAL SPECIFICATIONS**

- Made of electro-galvanised metal sheet
- Height 150mm
- Suitable for the connection of flexible pipes to the delivery/intake plenums in PAL
- Available in sizes 80 to 450 mm

 **COLLIER EN TÔLE ÉLECTRO-GALVANISÉE POUR PLENUM**

**CARACTÉRISTIQUES TECHNIQUES**

- Fabriqué en tôle électrozinguée
- Hauteur 150 mm
- Convient pour raccorder les flexibles aux plenums d'alimentation/retour PAL
- Disponible en tailles de 80 à 450 mm


 **GALVANISCH VERZINKTE METALLSCHELLE FÜR PLENUM**

**TECHNISCHE EIGENSCHAFTEN**

- Aus galvanisch verzinktem Blech
- Höhe: 150 mm
- Geeignet für den Anschluss von Schläuchen an Einlass-/Abluft-Plenum in PAL
- Erhältlich in den Abmessungen von 80 bis 450 mm

Available on sizes from 80 mm to 450 mm



CODE	DESCRIPTION	U.M.	 Pieces per box
11161790	PLÉNUM BOX COLLAR FROM Ø 80 mm TO Ø 100 mm	PCS	1
11161791	PLÉNUM BOX COLLAR FROM Ø 101 mm TO Ø 150 mm	PCS	1
11161792	PLÉNUM BOX COLLAR FROM Ø 151 mm TO Ø 200 mm	PCS	1
11161793	PLÉNUM BOX COLLAR FROM Ø 201 mm TO Ø 250 mm	PCS	1
11161794	PLÉNUM BOX COLLAR FROM Ø 251 mm TO Ø 300 mm	PCS	1
PWC500029	PLÉNUM Ø 350 mm	PCS	1
PWC500030	PLÉNUM Ø400 mm	PCS	1
PWC500031	PLÉNUM Ø450 mm	PCS	1

Datasheet



 **MADE IN ITALY**

**RB2**

 **REDUCTION FOR DUCTED PIPES Ø 150 - 200**

**TECHNICAL SPECIFICATIONS**

- Made of PP
- For single / double wall ducted pipes
- Anti-condensation

**SELF-EXTINGUISHING**

 **RÉDUCTION POUR GAINABLE Ø 150 - 200**

**CARACTÉRISTIQUES TECHNIQUES**

- Fabriqué en PP
- Pour tuyaux à paroi simple / double
- Anti-condensation

**AUTO-EXTINGUIBLE**

 **REDUZIERUNG FÜR KANALROHRE Ø 150 - 200**


**TECHNISCHE EIGENSCHAFTEN**

- Aus PP
- Für ein- / doppelwandige kanalisierte Rohre
- Kondensation-Schutz

**SELBSTVERLÖSCHENDEM**



Anti-condensation

CODE	DESCRIPTION	U.M.	 Pieces per box
11161815	REDUCER FOR DUCTED SYSTEMS MOD."RB2" Ø150/200	PCS	1

Datasheet



 **MADE IN ITALY**

**RA1**

 **REDUCTION FOR DUCTED PIPES Ø 100 - 125 - 150**

**TECHNICAL SPECIFICATIONS**

- Made of PP
- For single / double wall ducted pipes
- Anti-condensation

 **RÉDUCTION POUR GAINABLE Ø 100 - 125 - 150**

**CARACTÉRISTIQUES TECHNIQUES**

- Fabriqué en PP
- Pour tuyaux à paroi simple / double
- Anti-condensation


Anti-condensation

 **REDUZIERUNG FÜR KANALROHRE Ø 100 - 125 - 150**

**TECHNISCHE EIGENSCHAFTEN**

- Aus PP
- Für ein- / doppelwandige kanalisierte Rohre
- Kondensation-Schutz



CODE	DESCRIPTION	U.M.	 Pieces per box
11161813	REDUCER FOR DUCTED SYSTEMS MOD."RA1" Ø100/125/150	PCS	1

Datasheet



 **MADE IN ITALY**



## CONCENTRIC REDUCTION FOR DUCTS

### TECHNICAL SPECIFICATIONS

- Made of metal sheet
- Available in 6 sizes



## RÉDUCTION CONCENTRIQUE POUR GOULOTTES

### CARACTÉRISTIQUES TECHNIQUES

- Fabriqué en tôle
- Disponible en 6 tailles




## KONZENTRISCHE REDUZIERUNG FÜR KANÄLE

### TECHNISCHE EIGENSCHAFTEN

- Aus Blech
- Erhältlich in 6 Größen



CODE	DESCRIPTION	U.M.	 Pieces per box
11161805	CONCENTRIC REDUCERS FOR DUCTED SYSTEMS 127 - 100mm	PCS	1
11161806	CONCENTRIC REDUCERS FOR DUCTED SYSTEMS 152 - 125mm	PCS	1
11161842	CONCENTRIC REDUCERS FOR DUCTED SYSTEMS 160 - 150mm	PCS	1
11161807	CONCENTRIC REDUCERS FOR DUCTED SYSTEMS 202 - 150mm	PCS	1
11161808	CONCENTRIC REDUCERS FOR DUCTED SYSTEMS 252 - 200mm	PCS	1

Datasheet



## LARGE / SMALL MULTIPLE REDUCTION

### TECHNICAL SPECIFICATIONS

- Made of structural 10mm thick
- 4 diameters with pre-cut
- Operating temperature 0°C to +70°C



## RÉDUCTION MULTIPLE GRANDE/PETITE

### CARACTÉRISTIQUES TECHNIQUES

- Fabriqué en structure de 10 mm d'épaisseur
- 4 diamètres prédécoupés
- Température de fonctionnement de 0°C à +70°C



## GROSSE / KLEINE MEHRFACHREDUZIERUNG


### TECHNISCHE EIGENSCHAFTEN

- Aus einer 10 mm starken Struktur
- 4 Durchmesser mit Vorschnitt
- Betriebstemperatur von 0°C bis +70°C



Anti-condensation

4 sizes in 1

CODE	DESCRIPTION	U.M.	 Pieces per box
11161810	SMALL MULTIPLE REDUCER	PCS	1
11161812	LARGE MULTIPLE REDUCER	PCS	1

Datasheet



## COUPLING FOR DUCTED PIPES

### TECHNICAL SPECIFICATIONS

- Made of galvanized steel
- Length 150 mm
- Ideal for connecting flexible pipes



## JOINT POUR TUYAUX CANALISÉS

### CARACTÉRISTIQUES TECHNIQUES

- Fabriqué en acier galvanisé
- Longueur 150 mm
- Idéal pour raccorder des tuyaux




## VERBINDUNGSTÜCK FÜR KANALISIERTE ROHRE

### TECHNISCHE EIGENSCHAFTEN

- Aus verzinktem Stahl
- Länge: 150 mm
- Ideal zum Anschluss von Schläuchen



CODE	DESCRIPTION	U.M.	 Pieces per box
11161795	DUCT JOINER Ø 100 MM	PCS	1
11161796	DUCT JOINER Ø 100 MM TO 150 MM	PCS	1
11161797	DUCT JOINER Ø 151 MM TO 200 MM	PCS	1
11161798	DUCT JOINER Ø 201 MM TO 250 MM	PCS	1
11161799	DUCT JOINER Ø 251 MM TO 300 MM	PCS	1

Datasheet



## 🇬🇧 METAL NON-RETURN VALVE

### TECHNICAL SPECIFICATIONS

- Made of metal
- Valve body made of galvanized steel
- Butterfly valve

The non-return valve for circular ducts prevents reversal of the air flow in the ventilation ducts.

The butterfly valve opens when overpressure occurs in the duct. By means of a dedicated spring the butterfly will return to the closed position once the pressure has been lowered.

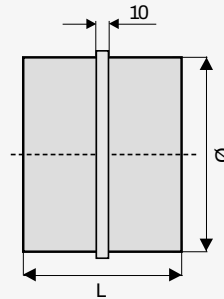


## 🇫🇷 CLAPET ANTI-RETOUR MÉTALLIQUE

### CARACTÉRISTIQUES TECHNIQUES

- Fabriqué en métal
- Corps de vanne en acier galvanisé
- Robinet papillon

Le clapet anti-retour pour les canaux circulaires empêche l'inversion du débit d'air dans les conduits de ventilation. La vanne papillon s'ouvre en cas de surpression dans le conduit. Au moyen d'un ressort spécial, le papillon revient en position fermée une fois que la pression a été abaissée.



## 🇩🇪 RÜCKSCHLAGVENTIL AUS METALL

### TECHNISCHE EIGENSCHAFTEN

- Aus Metall
- Ventilgehäuse aus verzinktem Stahl
- Drosselventil

Das Rückschlagventil für kreisförmige Kanäle verhindert die Umkehrung der Luftströmung in den Lüftungskanälen. Das Drosselventil öffnet, wenn im Kanal ein Überdruck auftritt. Durch eine spezielle Feder kehrt die Klappe in die geschlossene Position zurück, sobald der Druck gesenkt wird.

CODE	DESCRIPTION	L [mm]	ØD [mm]	U.M.	Pieces per box
11161820	METAL NON-RETURN VALVE Ø 100 mm	88	99	PCS	1
11161821	METAL NON-RETURN VALVE Ø 125 mm	88	124	PCS	1
11161822	METAL NON-RETURN VALVE Ø 150 mm	88	149	PCS	1
11161823	METAL NON-RETURN VALVE Ø 160 mm	88	159	PCS	1
11161824	METAL NON-RETURN VALVE Ø 200 mm	88	199	PCS	1

Datasheet



## 🇬🇧 CIRCULAR DAMPER WITH MANUAL ADJUSTMENT

### TECHNICAL SPECIFICATIONS

- Manual adjustment at 0° - 30° - 60° - 90°
- Made of anti-condensate plastic material
- Ensures thermal insulation between the inner and outer surfaces
- Adjustment knob is included

## 🇫🇷 REGISTRE CIRCULAIRE À RÉGULATION MANUELLE

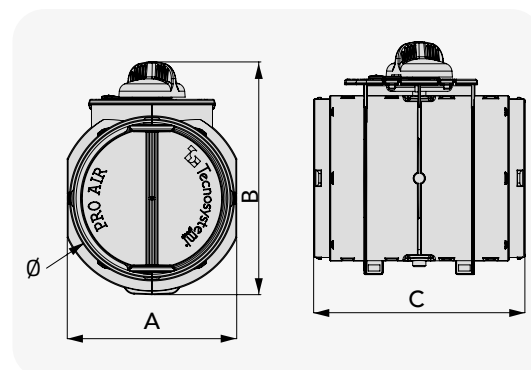
### CARACTÉRISTIQUES TECHNIQUES

- Réglage manuel A 0° - 30° - 60° - 90°
- Fabriqué en matière plastique anti-condensation
- Assure l'isolation thermique entre la surface intérieure et extérieure
- Bouton de réglage inclus

## 🇩🇪 KREISFÖRMIGE KLAPPE MIT MANUELLER EINSTELLUNG

### TECHNISCHE EIGENSCHAFTEN

- Manuelle Einstellung A 0° - 30° - 60° - 90°
- Hergestellt aus Antikondensations-Kunststoff
- Gewährleistet die thermische Isolierung zwischen Innen- und Außenfläche
- Inklusive Verstellknopf



Virtual reality



CODE	DESCRIPTION	A [mm]	B [mm]	C [mm]	Ø [mm]	U.M.	Pieces per box
PWD500029	CIRCULAR DAMPER WITH MANUAL ADJUSTMENT Ø150	154	212	192	150	PCS	1
PWD500030	CIRCULAR DAMPER WITH MANUAL ADJUSTMENT Ø200	204	262	192	200	PCS	1

Datasheet





## COLLAR FOR CIRCULAR DAMPER WITH MANUAL ADJUSTMENT

### TECHNICAL SPECIFICATIONS

- Made of anti-condensate plastic material
- Available in diameters 150 - 200



## COLLIER POUR REGISTRE CIRCULAIRE À RÉGLAGE MANUEL

### CARACTÉRISTIQUES TECHNIQUES

- Fabriqué en matière plastique anti-condensation
- Disponible en diamètres 150 - 200




## SHELLE FÜR RUNDKLAPPE MIT MANUELLER EINSTELLUNG

### TECHNISCHE EIGENSCHAFTEN

- Hergestellt aus Antikondensations-Kunststoff
- Erhältlich in den Durchmessern 150 - 200



 **MADE IN ITALY**

CODE	DESCRIPTION	U.M.	 Pieces per box
PWD500031	COLLAR FOR CIRCULAR DAMPER WITH MANUAL ADJUSTMENT Ø150	PCS	1
PWD500032	COLLAR FOR CIRCULAR DAMPER WITH MANUAL ADJUSTMENT Ø200	PCS	1

**Datasheet**



## REGULATING DAMPER FOR CIRCULAR DUCTS

### TECHNICAL SPECIFICATIONS

- Made from cold-rolled steel
- Includes manual adjustment damper

The regulating damper for manually operated ducts allows regulation of the air flow in the ventilation duct.

**The damper can be used on rigid spiral ducts or flexible pipes.**



## REGISTRE DE RÉGLAGE POUR GAINABLE CIRCULAIRES

### CARACTÉRISTIQUES TECHNIQUES

- Fabriquée en acier laminé à froid
- Livré avec registre de réglage manuel

Le registre de régulation des canaux à commande manuelle permet de réguler le débit d'air dans le conduit de ventilation. **Le registre peut être utilisé sur des canaux en spirale rigides ou des flexibles.**



## EINSTELLKLAPPE FÜR KREISFÖRMIGE KANÄLE

### TECHNISCHE EIGENSCHAFTEN

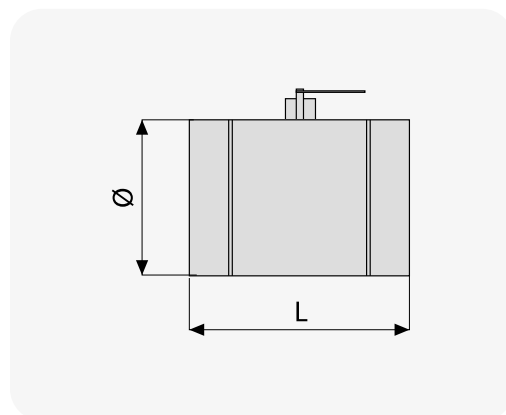
- Aus kaltgewalztem Stahl
- Komplett mit manueller Verstellklappe


Die Einstellklappe für handbetätigte Kanäle ermöglicht die Regelung des Luftstroms im Lüftungskanal.

**Die Klappe kann an starren Spiralkanälen oder flexiblen Rohren eingesetzt werden.**



**For rigid circular duct see page 255**



CODE	DESCRIPTION	L [mm]	ØD [mm]	U.M.	 Pieces per box
11161863	CONTROL DAMPER FOR ROUND DUCTS Ø 100 mm	180	98,9	PCS	1
11161864	CONTROL DAMPER FOR ROUND DUCTS Ø 120 mm	210	123,8	PCS	1
11161865	CONTROL DAMPER FOR ROUND DUCTS Ø 150 mm	230	148,7	PCS	1
11161867	CONTROL DAMPER FOR ROUND DUCTS Ø 200 mm	280	198,7	PCS	1


**Datasheet**



**3-WAY INSULATED SHUNT  
SUITABLE FOR PIPES FROM  
150 TO 400 MM**

**TECHNICAL SPECIFICATIONS**

- Material: PP
- Insulating coating: polyethylene with aluminium coating
- Operating temperature: 0°C to +70°C
- For flexible heating and air conditioning pipes (insulated or not)
- Available accessories: insulated reducers



Anti-condensation

**DÉRIVATION À 3 VOIES  
ISOLÉE ADAPTÉE POUR  
TUYAUX DE 150 À 400 MM**

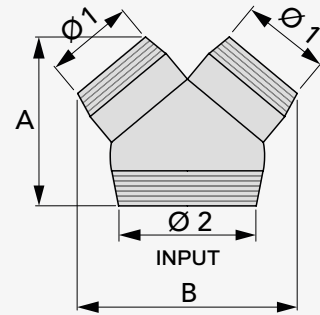
**CARACTÉRISTIQUES TECHNIQUES**

- Matériau: PP
- Revêtement isolant : polyéthylène avec revêtement en aluminium
- Température de fonctionnement : 0°C à +70°C
- Pour tuyaux de chauffage et de climatisation (isolés ou non)
- Accessoires disponibles : réducteurs isolés

**3-WEGE-VERTEILER,  
GEDÄMMT, GEEIGNET FÜR  
ROHRE VON 150 BIS 400 MM**

**TECHNISCHE EIGENSCHAFTEN**

- Material: PP
- Dämmschicht: Polyethylen mit Aluminiumbeschichtung
- Betriebstemperatur: Von 0°C bis +70°C
- Für Heiz- und Klimaschläuche (isoliert oder nicht)
- Verfügbares Zubehör: Gedämmte Reduzierstücke



CODE	DESCRIPTION	PIPE INLET	PIPE OUTLET	A	B	U.M.	Pieces per box
		Ø2 mm	Ø1 mm	[mm]	[mm]		
PWC500007	THREE-WAY INSULATED BRANCH 200 x 150 x 150	200	150	250	345	PCS	1
PWC500008	THREE-WAY INSULATED BRANCH 250 x 200 x 200	250	200	300	400	PCS	1
PWC500009	THREE-WAY INSULATED BRANCH 300 x 250 x 250	300	250	350	450	PCS	1
PWC500010	THREE-WAY INSULATED BRANCH 350 x 300 x 300	350	300	390	500	PCS	1
PWC500011	THREE-WAY INSULATED BRANCH 400 x 350 x 350	400	350	445	590	PCS	1

Datasheet



**INSULATED REDUCTION  
FOR 3-WAY INSULATED  
SHUNTS**

**TECHNICAL SPECIFICATIONS**

- Made of n PP
- Insulating coating: polyethylene with aluminium coating
- Operating temperature: 0°C to +70°C
- Only in combination with 3-way insulated shunts
- For flexible heating and air conditioning pipes (insulated or not)



Anti-condensation

**RÉDUCTION ISOLÉE POUR  
DÉRIVATIONS À 3 VOIES  
ISOLÉES**

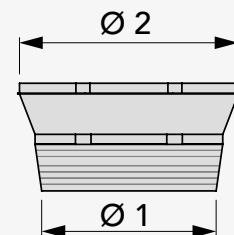
**CARACTÉRISTIQUES TECHNIQUES**

- Fabriqué en n PP
- Revêtement isolant : polyéthylène avec revêtement en aluminium
- Température de fonctionnement : 0°C à +70°C
- Seulement en combinaison avec des fils isolés à 3 voies
- Pour tuyaux de chauffage et de climatisation (isolés ou non)

**ISOLIERTE REDUZIERUNG  
FÜR 3-FACH ISOLIERTE  
LEITUNGEN**

**TECHNISCHE EIGENSCHAFTEN**

- Hergestellt aus n PP
- Dämmschicht: Polyethylen mit Aluminiumbeschichtung
- Betriebstemperatur: Von 0°C bis +70°C
- Nur in Kombination mit 3-fach gedämmten Ableitungen
- Für Heiz- und Klimaschläuche (isoliert oder nicht)



CODE	DESCRIPTION	PIPE COUPLER	SHUNT COUPLER	U.M.	Pieces per box
		Ø1 mm	Ø2 mm		
PWC500013	INSULATED ADAPTER FOR 3-WAY INSUALTED BRANCHES FROM Ø 200 mm TO Ø 150 mm	150	200	PCS	1
PWC500014	INSULATED ADAPTER FOR 3-WAY INSUALTED BRANCHES FROM Ø 250 mm TO Ø 200 mm	200	250	PCS	1
PWC500015	INSULATED ADAPTER FOR 3-WAY INSUALTED BRANCHES FROM Ø 300 mm TO Ø 250 mm	250	300	PCS	1
PWC500016	INSULATED ADAPTER FOR 3-WAY INSUALTED BRANCHES FROM Ø 350 mm TO Ø 300 mm	300	350	PCS	1

Datasheet





### 3-WAY MULTIPLE SHUNT FOR DUCTED PIPES

#### TECHNICAL SPECIFICATIONS

- Material: PP HD
- 3 Multi-diameter couplings



### DÉRIVATION MULTIPLE À 3 VOIES POUR TUYAUX CANALISÉS

#### CARACTÉRISTIQUES TECHNIQUES

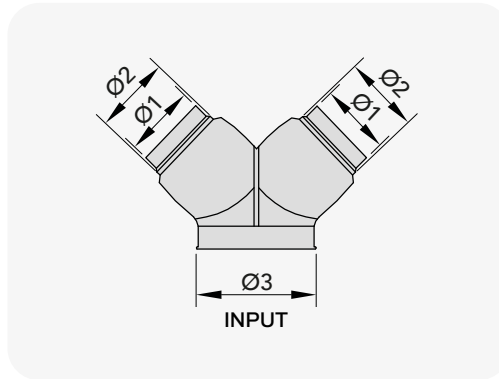
- Matériau: PP HD
- 3 connexions multi-diamètres



### 3-WEGE-MERHFACHVERZWEIGUNG FÜR LEITUNGSROHRE

#### TECHNISCHE EIGENSCHAFTEN

- Material: PP HD
- 3 Anschlüsse mit mehreren Durchmessern



CODE	DESCRIPTION	DIM. Ø1 mm	DIM. Ø2 mm	DIM. Ø3 mm	U.M.	Pieces per box
11126370	HDPE Y-BRANCH Ø 250 - Ø 200 - Ø 250	150	200	250	PCS	1
11126520	HDPE Y-BRANCH Ø 350 - Ø 250 - Ø 250	250	300	350	PCS	1

Datasheet



### MULTIPLE "Y" SHUNT IN SINTERED POLYSTYRENE FOR DUCTED PIPES

#### TECHNICAL SPECIFICATIONS

- Made of sintered polystyrene
- Suitable for ducted tubes (see coupling diameters as per table)



### DÉRIVATION EN « Y » MULTIPLE EN POLYSTYRÈNE FRITTÉ POUR TUYAUX CANALISÉS

#### CARACTÉRISTIQUES TECHNIQUES

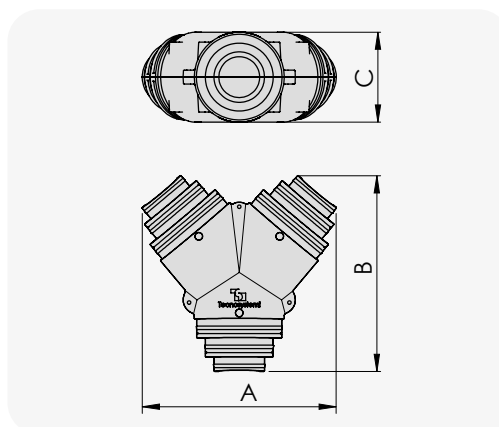
- Fabriqué en polystyrène fritté
- Convient pour les tuyaux canalisés (voir les diamètres de fixation selon le tableau)



### MEHRFACHE „Y“-VERZWEIGUNG AUS GESINTERTEM POLYSTYROL FÜR KANALISIERTE ROHRE

#### TECHNISCHE EIGENSCHAFTEN

- Aus gesintertem Polystyrol
- Geeignet für kanalisierte Rohre (siehe Anschlussdurchmesser in der Tabelle)



CODE	DESCRIPTION	DIM. Ø1 mm	DIM. Ø2 mm	DIM. Ø3 mm	U.M.	Pieces per box
PWD400163	Y' SHAPED POLYSTYRENE MULTIPLE BY-PASS FOR DUCTED PIPES 250/200/150 - BIG	560	566	260	PCS	1
PWD400195	Y' SHAPED POLYSTYRENE MULTIPLE BY-PASS FOR DUCTED PIPES 200/150/125 - SMALL	523	531	210	PCS	1

Datasheet





### MULTIPLE "T" SHUNT IN SINTERED POLYSTYRENE FOR DUCTED PIPES

#### TECHNICAL SPECIFICATIONS

- Made of sintered polystyrene
- Suitable for ducted tubes (see coupling diameters as per table)



### DÉRIVATION EN « T » MULTIPLE EN POLYSTYRÈNE FRITTÉ POUR TUYAUX CANALISÉS

#### CARACTÉRISTIQUES TECHNIQUES

- Fabriqué en polystyrène fritté
- Convient pour les tuyaux canalisés (voir les diamètres de fixation selon le tableau)



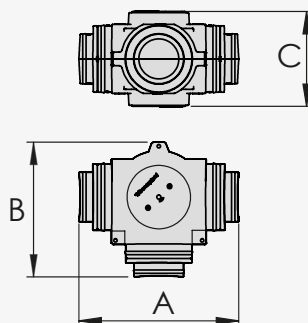
### MEHRFACHE „T“-VERZWEIGUNG AUS GESINTERTEM POLYSTYROL FÜR KANALISIERTE ROHRE

#### TECHNISCHE EIGENSCHAFTEN

- Aus gesintertem Polystyrol
- Geeignet für kanalisierte Rohre (siehe Anschlussdurchmesser in der Tabelle)



MADE IN ITALY



CODE	DESCRIPTION	DIMENSIONS			U.M.	Pieces per box
		A mm	B mm	C [mm]		
PWD400194	T' SHAPED POLYSTYRENE MULTIPLE BY-PASS FOR DUCTED PIPES 200/150	472	398	280	PCS	1

Datasheet



### 3-WAY LATERAL SHUNT FOR DUCTED PIPES

#### TECHNICAL SPECIFICATIONS

- Made of HD PE.
- 3 Multi-diameter couplings
- Anti-condensation



### DÉRIVATION LATÉRALE À 3 VOIES POUR TUYAUX CANALISÉS

#### CARACTÉRISTIQUES TECHNIQUES

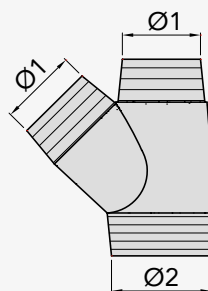
- Fabriqué en PE HD.
- 3 connexions multi-diamètres
- Anti-condensation



### 3-WEGE-SEITENVERZWEIGUNG FÜR KANALISIERTE LEITUNGEN

#### TECHNISCHE EIGENSCHAFTEN

- Hergestellt aus HD PE.
- 3 Anschlüsse mit mehreren Durchmessern
- Kondensation-Schutz



Anti-condensation

CODE	DESCRIPTION	DIM. Ø1 mm	DIM. Ø2 mm	U.M.	Pieces per box
11126375	3-WAYS LATERAL SHUNT FOR DUCTED PIPES Ø200/150	150	200	PCS	1
PWC400006	3-WAYS LATERAL SHUNT FOR DUCTED PIPES Ø250/200	200	250	PCS	1
11176235	REDUCTION FOR ADAPTOR 200 - 150 mm	--	--	PCS	1

Datasheet





## 4-WAY SHUNT FOR DUCTED PIPES

### TECHNICAL SPECIFICATIONS

- Made of HD PE.
- 3 Multi-diameter couplings



## DÉRIVATION À 4 VOIES POUR TUYAUX CANALISÉS

### CARACTÉRISTIQUES TECHNIQUES

- Fabriqué en PE HD.
- 3 connexions multi-diamètres

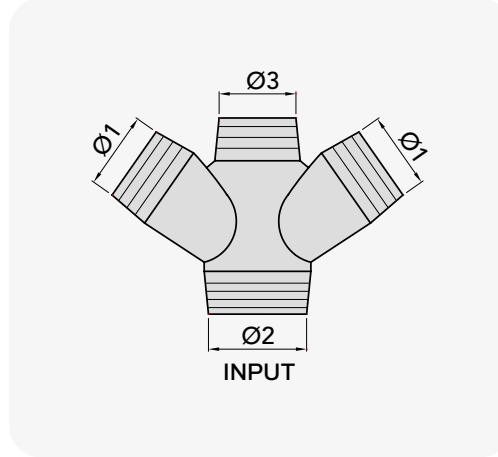


## 4-WEGE-VERZWEIGUNG FÜR KANALISIERTE LEITUNGEN

### TECHNISCHE EIGENSCHAFTEN

- Hergestellt aus HD PE.
- 3 Anschlüsse mit mehreren Durchmessern

Anti-condensation



Datasheet



CODE	DESCRIPTION	DIM. Ø1 mm	DIM. Ø2 mm	DIM. Ø3 mm	U.M.	Pieces per box
11126380	HDPE DOUBLE BRANCH TAKE OFF Ø 200/150/150/150	150	200	150	PCS	1



## MULTIPLE "Y" SHUNT FOR DUCTED PIPES

### TECHNICAL SPECIFICATIONS

- Made of structural 10mm thick
- 3 different diameters
- Operating temperature: 0°C to +70°C
- High insulation and soundproofing properties



## DÉRIVATION EN « Y » MULTIPLE POUR TUYAUX CANALISÉS

### CARACTÉRISTIQUES TECHNIQUES

- Fabriqué en structure de 10 mm d'épaisseur
- 3 diamètres différents
- Température de fonctionnement : 0°C à +70°C
- Propriétés d'isolation et d'insonorisation élevées



## MEHRFACHE "Y"-ABZWEIGUNG FÜR KANALISIERTE ROHRE

### TECHNISCHE EIGENSCHAFTEN

- Aus einer 10 mm starken Struktur
- 3 verschiedene Durchmesser
- Betriebstemperatur: Von 0°C bis +70°C
- Hohe Isolations- und Schalldämmeigenschaften

Anti-condensation

3 sizes in 1



Datasheet



CODE	DESCRIPTION	FOR PIPES	U.M.	Pieces per box
11161803	LARGE Y-BRANCH	250 - 200 - 150	PCS	1
11161804	SMALL Y-BRANCH	160 - 140 - 127	PCS	1

## 🇬🇧 MULTI-HOLE TAPE

### TECHNICAL SPECIFICATIONS

- Made of galvanized steel
- Suitable for rectangular and circular ducts
- Thickness 0.5 mm
- Width 17 mm
- Length 25 m

## 🇫🇷 RUBAN À TROUS MULTIPLES

### CARACTÉRISTIQUES TECHNIQUES

- Fabriqué en acier galvanisé
- Convient pour les conduits rectangulaires et circulaires
- Épaisseur 0,5 mm
- Largeur 17 mm
- Longueur 25 m

## 🇩🇪 MEHRLOCHBAND

### TECHNISCHE EIGENSCHAFTEN

- Aus verzinktem Stahl
- Geeignet für rechteckige und runde Leitungen
- Stärke 0,5 mm
- 17 mm breit
- Länge: 25 m



CODE	DESCRIPTION	U.M.	Pieces per box
31500590	MULTI-HOLE TAPE	PCS	1

Datasheet



## 🇬🇧 HOSE CLAMP IN STAINLESS STEEL AISI 430

### TECHNICAL SPECIFICATIONS

- Made of AISI 430 stainless steel.
- 3 multi-diameter couplings

## 🇫🇷 COLLIER DE SERRAGE EN ACIER INOX AISI 430

### CARACTÉRISTIQUES TECHNIQUES

- Fabriqués en acier inoxydable AISI 430.
- 3 fixations multi-diamètres

## 🇩🇪 SCHLAUCHSCHELLE AUS EDELSTAHL AISI 430

### TECHNISCHE EIGENSCHAFTEN

- Gefertigt aus Edelstahl AISI 430.
- 3 Mehrfachanschlüsse mit unterschiedlichen Durchmessern



Ideal for closing the flexible hoses to the plenum collars

CODE	DESCRIPTION	THICKNESS [mm]	WIDTH [mm]	U.M.	Pieces per box
22200121	PIPE CLAMPS Ø 80 - 100 mm	0,8	10	PCS	1
22200131	PIPE CLAMPS STAINLESS STEEL Ø 100 - 120 mm	0,8	10	PCS	1
22200141	PIPE CLAMPS STAINLESS STEEL Ø 120 - 140 mm	0,8	10	PCS	1
22200151	PIPE CLAMPS STAINLESS STEEL Ø 140 - 160 mm	0,8	10	PCS	1
22200161	PIPE CLAMPS STAINLESS STEEL Ø 160 - 180 mm	0,8	10	PCS	1
22200171	PIPE CLAMPS STAINLESS STEEL Ø 200 - 220 mm	0,8	10	PCS	1
22200181	PIPE CLAMPS STAINLESS STEEL Ø 220 - 240 mm	0,8	10	PCS	1
22200191	PIPE CLAMPS STAINLESS STEEL Ø 250 - 270 mm	0,8	10	PCS	1

Datasheet



## 🇬🇧 HOSE CLAMP

### TECHNICAL SPECIFICATIONS

- Steel hose clamp (30m) + 50 pull hooks.

## 🇫🇷 COLLIER DE SERRAGE

### CARACTÉRISTIQUES TECHNIQUES

- Collier de serrage en acier métallique (30 m) + 50 crochets de traction.

## 🇩🇪 SCHLAUCHSCHELLE

### TECHNISCHE EIGENSCHAFTEN

- Schelle für Stahlrohre aus Metall (30 m) + 50 Zughaken.



CODE	DESCRIPTION	U.M.	Pieces per box
11150031	STAINLESS STEEL DUCT STRAP (30 mt) + 50 TIGHTENING FASTENERS	PCS	1

Datasheet



 **ALUMINIUM MESH ADHESIVE STRAP**

**TECHNICAL SPECIFICATIONS**

- Thickness: 83 µm
- Operating temperature: -30°C to +120°C

 **BANDAGE ADHÉSIF EN MAILLE D'ALUMINIUM**

**CARACTÉRISTIQUES TECHNIQUES**


- Épaisseur : 83 µm
- Température de fonctionnement : -30°C à +120°C

 **ALU-NETZKLEBEBAND**

**TECHNISCHE EIGENSCHAFTEN**

- Stärke: 83 µm
- Betriebstemperatur: Von -30°C bis +120°C



CODE	DESCRIPTION	U.M.	 Pieces per box
11150060	ALUMINIUM FOIL SCRIM-MESH ADHESIVE TAPE 50 mm x LENGTH 50 mt	PCS	1
11150062	ALUMINIUM FOIL SCRIM-MESH ADHESIVE TAPE 75 mm x LENGTH 50 mt	PCS	1
11150064	ALUMINIUM FOIL SCRIM-MESH ADHESIVE TAPE 100 mm x LENGTH 50 mt	PCS	1

**Datasheet**



 **ALUMINIUM ADHESIVE STRAP**

**TECHNICAL SPECIFICATIONS**

- Thickness: 30 µm
- Operating temperature: -30°C to +120°C

 **BANDAGE ADHÉSIF EN ALUMINIUM**

**CARACTÉRISTIQUES TECHNIQUES**

- Épaisseur : 30 µm
- Température de fonctionnement : -30°C à +120°C

 **ALU-KLEBEBAND**

**TECHNISCHE EIGENSCHAFTEN**

- Stärke: 30 µm
- Betriebstemperatur: Von -30°C bis +120°C



CODE	DESCRIPTION	U.M.	 Pieces per box
11150051	ADHESIVE ALUMINIUM TAPE WIDTH 50 mm x LENGTH 50 mt	PCS	1
11150054	ADHESIVE TAPE IN ALUMINIUM 75 mm x LENGTH 50 mt	PCS	1
11150055	ADHESIVE ALUMINIUM TAPE WIDTH 100 mm x LENGTH 50 mt	PCS	1

**Datasheet**



 **ULTRA-RESISTANT PE-MESH ADHESIVE FABRIC**

**TECHNICAL SPECIFICATIONS**

- Thickness: 180 micron
- Operating temperature: -20°C to +80°C

 **TOILE ADHÉSIVE EN PE-RÉTINÉ ULTRARÉSISTANT**

**CARACTÉRISTIQUES TECHNIQUES**

- Épaisseur : 180 microns
- Température de fonctionnement : de -20°C à +80°C

 **ULTRASTARKES KLEBENDES PE-GENETZTES GEWEBE**

**TECHNISCHE EIGENSCHAFTEN**

- Dicke: 180 Micron
- Betriebstemperatur: von -20 °C bis +80 °C



CODE	DESCRIPTION	U.M.	 Pieces per box
11128080	ADHESIVE FABRIC H50mm L50m SILVER	PCS	1
11128082	ADHESIVE FABRIC H50mm L50m BLACK	PCS	1
11128084	ADHESIVE FABRIC H50mm L50m WHITE	PCS	1
11128090	ADHESIVE FABRIC H50mm L50m RED	PCS	1

**Datasheet**



## TECHNICAL FEATURES OF PAL PANELS



### Water absorption

The panel, when immersed in water for 24 hours, shows in a weight increase of less than 0.05% in volume



### Working temperature

The panel can be used without any alteration at the following temperature: from -30°C to +80°C



### Compressive strength

The level of compressive stress according to UNI EN 13165:2009 standard is: CS (10/y)255



### Permeability

The permeability to vapour on both sides of the panel coated with 80-micron aluminium foil is approaches  $\infty$  and is, therefore, impermeable to vapour



### Resistance to pressure

The maximum working pressure declared and guaranteed is 1500 pa, without any damage or cracks appearing on the ducts



### Thermal conductivity

The panel has a thermal conductivity coefficient of  $\lambda=0,0183$  w/mk (panel without aluminium coating) and  $\lambda=0,0178$  w/mk (with aluminium coating)



### Air tightness

The ducts made with polyiso w. panel are classified in class C in accordance with the norm UNI EN 13403:2008 and UNI EN 1507:2008. The loss measured is 0.0761 l/(sxm<sup>2</sup>) specifically for 1500 pa pressure applied



### Density

Expanded polyurethane has a density of 49 kg/m<sup>3</sup> with a tolerance of  $\pm 2$  kg/m<sup>3</sup>. Polyurethane foam is made using expanding agents without CFC or HCFC



### Reaction to fire

The panel is certified and approved in Italy in r.f. class 0-1 according to Italian Min. Decree 26.06.84 "certification of reaction to fire and approval of material for preventing fires". In addition, according to Euroclass regulation (norm UNI EN 13501-1:2007). The panel is classified with reaction to fire class: B-S3,D0



## ALUMINIUM PANEL IN PAL POLYURETHANE FOAM FOR DUCTS AND PLENUM

### TECHNICAL SPECIFICATIONS

- Coated on both sides with 80 µm thick embossed aluminium
- Material thickness 20 mm
- Density 49 kg/m<sup>3</sup>
- Reaction to fire class: B-s3,d0
- Temperature: -30°C to +80°C



## PANNEAU EN ALUMINIUM EN MOUSSE DE POLYURÉTHANE PAL POUR LES GOULOTTES ET LE PLÉNUM

### CARACTÉRISTIQUES TECHNIQUES


- Revêtement des deux côtés avec de l'aluminium gaufré de 80 µm d'épaisseur
- Épaisseur du matériau 20 mm
- Densité 49 kg/m<sup>3</sup>
- Classe de réaction au feu : B-s3,d0
- Température : -30°C à +80°C



## ALUMINIUMPLATTE AUS POLYURETHANSCHAUM PAL FÜR KANÄLE UND PLENUM

### TECHNISCHE EIGENSCHAFTEN


- Beidseitig beschichtet mit geprägtem Aluminium Stärke 80 µm
- Materialstärke 20 mm
- Dichte 49 kg/m<sup>3</sup>
- Brandreaktionsklasse: B-s3,d0
- Temperatur: Von -30°C bis +80°C




Mini pack 10 pcs

Thickness 20 mm

### EXAMPLE STRAIGHT CHANNEL ASSEMBLY



CODE	DESCRIPTION	U.M.	 Pieces per box
50000000	PAL PANEL FOR DUCTS AND PLENUMS LENGHT 3000mm WIDTH 150mm THICKNESS 20mm 2CUTSx45°	PCS	1
50000001	PAL PANEL FOR DUCTS AND PLENUMS LENGHT 3000mm WIDTH 200mm THICKNESS 20mm 2CUTSx45°	PCS	1
50000002	PAL PANEL FOR DUCTS AND PLENUMS LENGHT 3000mm WIDTH 250mm THICKNESS 20mm 2CUTSx45°	PCS	1
50000003	PAL PANEL FOR DUCTS AND PLENUMS LENGHT 3000mm WIDTH 300mm THICKNESS 20mm 2CUTSx45°	PCS	1
50000005	PAL PANEL FOR DUCTS AND PLENUMS LENGHT 3000mm WIDTH 400mm THICKNESS 20mm 2CUTSx45°	PCS	1
50000006	PAL PANEL FOR DUCTS AND PLENUMS LENGHT 3000mm WIDTH 500mm THICKNESS 20mm 2CUTSx45°	PCS	1
50000056	PAL PANEL FOR DUCTS AND PLENUMS LENGHT 3000mm WIDTH 600mm THICKNESS 20mm 2CUTSx45°	PCS	1
50000058	PAL PANEL FOR DUCTS AND PLENUMS LENGHT 3000mm WIDTH 800mm THICKNESS 20mm 2CUTSx45°	PCS	1
50000060	PAL PANEL FOR DUCTS AND PLENUMS LENGHT 3000mm WIDTH 1000mm THICKNESS 20mm 2CUTSx45°	PCS	1
50000062	PAL PANEL FOR DUCTS AND PLENUMS LENGHT 3000mm WIDTH 1200mm THICKNESS 20mm 2CUTSx45°	PCS	1
50000004	PAL PANEL FOR DUCTS AND PLENUMS LENGHT 3000mm WIDTH 300mm THICKNESS 20mm 1CUTx45°	PCS	1

Datasheet



**DUCT KIT: STRAIGHT ALUMINISED PANEL IN SHAPED PAL POLYURETHANE FOAM**

**TECHNICAL SPECIFICATIONS**

- Coated on both sides with 80 µm thick embossed aluminium
- Material thickness 20 mm
- Density 49 kg/m<sup>3</sup>
- Reaction to fire class B-s3,d0
- Temperature: -30°C to +80°C

**KIT CANAL : PANNEAU DROIT ALUMINISÉ EN MOUSSE POLYURÉTHANE PAL PRÉFORMÉ**


**CARACTÉRISTIQUES TECHNIQUES**

- Revêtement des deux côtés avec de l'aluminium gaufré de 80 µm d'épaisseur
- Épaisseur du matériau 20 mm
- Densité 49 kg/m<sup>3</sup>
- Classe de réaction au feu B-s3,d0
- Température : -30°C à +80°C

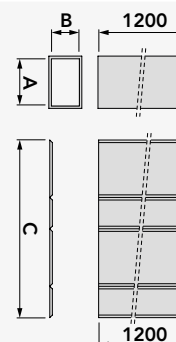
**KANALBAUSATZ: GERADE ALUMINISIERTE PLATTE AUS GEFORMTEM POLYURETHANSCHAUM PAL**

**TECHNISCHE EIGENSCHAFTEN**

- Beidseitig beschichtet mit geprägtem Aluminium Stärke 80 µm
- Materialstärke 20 mm
- Dichte 49 kg/m<sup>3</sup>
- Brandreaktionsklasse B-s3,d0
- Temperatur: Von -30°C bis +80°C

CODE	DESCRIPTION	DIMENSIONS			U.M.	 Pieces per box
		A mm	B mm	C [mm]		
PWC600009	DUCT KIT: STRAIGHT ALUMINISED PANEL IN SHAPED POLYURETHANE FOAL (PAL) 250x150 L=1200	250	150	960	KIT	1
PWC600010	DUCT KIT: STRAIGHT ALUMINISED PANEL IN SHAPED POLYURETHANE FOAL (PAL) 300x150 L=1200	300	150	1060	KIT	1
PWC600011	DUCT KIT: STRAIGHT ALUMINISED PANEL IN SHAPED POLYURETHANE FOAL (PAL) 400x150 L=1200	400	150	1260	KIT	1
PWC600012	DUCT KIT: STRAIGHT ALUMINISED PANEL IN SHAPED POLYURETHANE FOAL (PAL) 500x150 L=1200	500	150	1460	KIT	1
PWC600013	DUCT KIT: STRAIGHT ALUMINISED PANEL IN SHAPED POLYURETHANE FOAL (PAL) 600x150 L=1200	600	150	1660	KIT	1
PWC600014	DUCT KIT: STRAIGHT ALUMINISED PANEL IN SHAPED POLYURETHANE FOAL (PAL) 200x200 L=1200	200	200	960	KIT	1
PWC600015	DUCT KIT: STRAIGHT ALUMINISED PANEL IN SHAPED POLYURETHANE FOAL (PAL) 250x200 L=1200	250	200	1060	KIT	1
PWC600016	DUCT KIT: STRAIGHT ALUMINISED PANEL IN SHAPED POLYURETHANE FOAL (PAL) 300x200 L=1200	300	200	1160	KIT	1
PWC600017	DUCT KIT: STRAIGHT ALUMINISED PANEL IN SHAPED POLYURETHANE FOAL (PAL) 400x200 L=1200	400	200	1360	KIT	1
PWC600018	DUCT KIT: STRAIGHT ALUMINISED PANEL IN SHAPED POLYURETHANE FOAL (PAL) 500x200 L=1200	500	200	1560	KIT	1
PWC600019	DUCT KIT: STRAIGHT ALUMINISED PANEL IN SHAPED POLYURETHANE FOAL (PAL) 600x200 L=1200	600	200	1760	KIT	1
PWC600022	DUCT KIT: STRAIGHT ALUMINISED PANEL IN SHAPED POLYURETHANE FOAL (PAL) 1200x200 L=1200	1200	200	2960	KIT	1
PWC600024	DUCT KIT: STRAIGHT ALUMINISED PANEL IN SHAPED POLYURETHANE FOAL (PAL) 300x250 L=1200	300	250	1260	KIT	1
PWC600026	DUCT KIT: STRAIGHT ALUMINISED PANEL IN SHAPED POLYURETHANE FOAL (PAL) 500x250 L=1200	500	250	1660	KIT	1
PWC600027	DUCT KIT: STRAIGHT ALUMINISED PANEL IN SHAPED POLYURETHANE FOAL (PAL) 600x250 L=1200	600	250	1860	KIT	1
PWC600029	DUCT KIT: STRAIGHT ALUMINISED PANEL IN SHAPED POLYURETHANE FOAL (PAL) 1000x250 L=1200	1000	250	2660	KIT	1
PWC600030	DUCT KIT: STRAIGHT ALUMINISED PANEL IN SHAPED POLYURETHANE FOAL (PAL) 1200x250 L=1200	1200	250	3060	KIT	1
PWC600031	DUCT KIT: STRAIGHT ALUMINISED PANEL IN SHAPED POLYURETHANE FOAL (PAL) 300x300 L=1200	300	300	1360	KIT	1
PWC600032	DUCT KIT: STRAIGHT ALUMINISED PANEL IN SHAPED POLYURETHANE FOAL (PAL) 400x300 L=1200	400	300	1560	KIT	1
PWC600033	DUCT KIT: STRAIGHT ALUMINISED PANEL IN SHAPED POLYURETHANE FOAL (PAL) 500x300 L=1200	500	300	1760	KIT	1
PWC600034	DUCT KIT: STRAIGHT ALUMINISED PANEL IN SHAPED POLYURETHANE FOAL (PAL) 600x300 L=1200	600	300	1960	KIT	1
PWC600035	DUCT KIT: STRAIGHT ALUMINISED PANEL IN SHAPED POLYURETHANE FOAL (PAL) 800x300 L=1200	800	300	2360	KIT	1
PWC600038	DUCT KIT: STRAIGHT ALUMINISED PANEL IN SHAPED POLYURETHANE FOAL (PAL) 400x400 L=1200	400	400	1760	KIT	1
PWC600039	DUCT KIT: STRAIGHT ALUMINISED PANEL IN SHAPED POLYURETHANE FOAL (PAL) 500x400 L=1200	500	400	1960	KIT	1

Thickness 20 mm



**THE KIT CONTAINS**

- 1 Moulded polyurethane foam (PAL) panel (length 1200 m);
- 2 m of aluminium tape;
- 4 corner brackets;
- 8 "L" brackets;
- 4 PVC "H" profiles (2 pieces height B + 2 pieces width A - see dimensions in table);
- 8 Concealed aluminium flanges (4 pieces height B + 4 pieces width A - see dimensions in table);
- 1 Soft spatula for smoothing aluminium tape;
- 1 Silicone cartridge.

**EXAMPLE STRAIGHT CHANNEL ASSEMBLY**



Datasheet



NOTE: Shipping costs for the PAL panels are on customers.

 ACCESSORIES FOR  
PAL PANELS AND DUCT

 PANNEAUX EN PAL  
ET CONDUITS

 PAL-PANEELE UND  
KREISFÖRMIGE  
KANÄLE




-  SILICON SEALANT
-  MASTIC SILICONE
-  SILIKON-DICHTSTOFF



Datasheet



CODE	DESCRIPTION
50002018	SILICON SEALANT

-  "U" PROFILE
-  PROFILÉ EN « U »
-  „U“-PROFIL






- Length 4 m
- Pack min.10 pcs.

Datasheet



CODE	DESCRIPTION
50001010	U-CHANNEL

-  "F" PROFILE
-  PROFILÉ EN « F »
-  „F“-PROFIL






- Length 4 m
- Pack min.10 pcs.

Datasheet



CODE	DESCRIPTION
50001011	F-CHANNEL

-  GALVANISED BRACKET
-  ÉQUERRE GALVANISÉE
-  VERZINKTES BÜGEL






- Pack min.50 pcs.

Datasheet



CODE	DESCRIPTION
50001015	GALVANISED ANGLE COUPLER




-  GLUE
-  COLLE
-  KLEBSTOFF



Datasheet



CODE	DESCRIPTION
50002020	GLUE 500 gr
50002021	GLUE 5 Kg

-  SELF-ADHESIVE GASKET
-  JOINT AUTO-ADHÉSIF
-  SELBSTKLEBENDE DICHTUNG



- Length 2 m

Datasheet






CODE	DESCRIPTION
50002024	SELF-ADHESIVE SEAL 2 mt

**ACCESSORIES FOR  
PAL PANELS AND DUCT**

**PANNEAUX EN PAL  
ET CONDUITS**

**PAL-PANEELE UND  
KREISFÖRMIGE  
KANÄLE**




-  COMBI CUTTER
-  CUTTER COMBI
-  KOMBISCHNEIDER




Datasheet



CODE	DESCRIPTION
50002025	COMBI CUTTER
50002026	SPARE CUTT.BLADE

-  CONCEALED FLANGE
-  BRIDE ESCAMOTABLE
-  EINBAUFLANSCH







- Length 2 m
- Pack min.10 pcs.

Datasheet



CODE	DESCRIPTION
50001012	CONCEALED FLANGE

-  SELF-ADHESIVE SUPPORT
-  SUPPORT AUTOCOLLANT
-  SELBSTKLEBENDE HALTERUNG






- Pack min. 100 pcs.

Datasheet



CODE	DESCRIPTION
50001014	SELF-ADHESIVE SUPPORTS

-  PVC "H" PROFILE
-  PROFILÉ EN « H » EN PVC
-  „H“-PROFIL AUS PVC



- Length 2 m

Datasheet



CODE	DESCRIPTION
50001013	PVC H-CHANNEL

-  SUPPORT FOR "L" DUCT
-  SUPPORT POUR CANAL EN « L »
-  HALTERUNG FÜR „L“-KANAL



- Pack min. 20 pcs.

Datasheet



CODE	DESCRIPTION
11161868	"L" SUPPORT FOR CHANNEL

-  SUPPORT FOR "Z" DUCT
-  SUPPORT POUR CANAL EN « Z »
-  HALTERUNG FÜR „Z“-KANAL



- Pack min. 20 pcs.

Datasheet



CODE	DESCRIPTION
11161869	"Z" SUPPORT FOR CHANNEL

# MICRO-PERFORATED PIPE FOR CIRCULAR DUCTS

The new micro-perforated pipe for circular ducts is available, only upon request, in a variety of colours, diameters and sheet thicknesses.

It allows a homogeneous diffusion of the supply air at a greater distance, compared to traditional diffusers.

The diameter and the drilling pattern are calculated on the basis of the air flow rates and on the relative necessary projection.

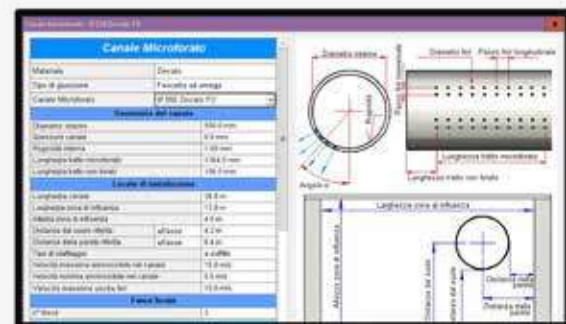


## PERFECTLY SUITABLE FOR:

- Commercial buildings
- Companies
- Production buildings
- Etc.



**PAINTABLE ON REQUEST**



The sizing necessary to define the pipe structure is possible through a sophisticated calculation software that is used to provide a precise analysis of the air movement system in the environment.

For sizing write to [preventivi@tecnosystemi.com](mailto:preventivi@tecnosystemi.com)

**SPIRAL METALLIC RIGID CIRCULAR DUCT**

**TECHNICAL SPECIFICATIONS**

- Pipe length 3 m
- Made of galvanized steel
- Accessories complete with double lip EPDM gasket
- Sealing class C (UNI EN12237:2003 standard)
- Temperatures from -30°C to +100°C
- Without reinforcement ribs up to 280
- With reinforcement ribs of 300 Ø

**CONDUIT CIRCULAIRE RIGIDE MÉTALLIQUE SPIROÏDAL**

**CARACTÉRISTIQUES TECHNIQUES**

- Longueur du tuyau 3 m
- Fabriqué en acier galvanisé
- Accessoires complets avec joint EPDM à double lèvre
- Classe d'étanchéité C (norme UNI EN12237:2003)
- Résistance à la température de -30°C à +100°C
- Sans nervures de renfort jusqu'à 280
- Avec nervures de renfort de 300 Ø

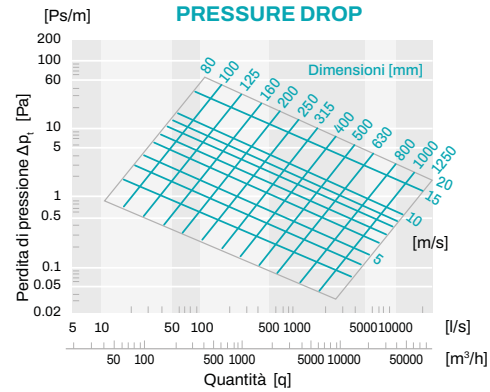
**STEIFE, KREISFÖRMIGE SPIRALLEITUNG AUS METALL**

**TECHNISCHE EIGENSCHAFTEN**

- Rohrlänge 3 m
- Aus verzinktem Stahl
- Zubehör komplett mit EPDM-Dichtung mit Doppellippe
- Dichtungsklasse C (Uni EN12237: 2003-Norm)
- Temperaturbeständigkeit von -30°C bis +100°C
- Ohne Verstärkungsrippen bis 280 Ø
- Mit 300 Ø Verstärkungsrippen



Circular duct with spiral seaming in galvanized steel sheet



CODE	DESCRIPTION	THICKNESS [mm]	WEIGHT [mm]	U.M.	Pieces per box
31500020	CIRCULAR RIGID SPIRAL METAL DUCT Ø100 L3m	0,5	1,38	PCS	1
31500030	CIRCULAR RIGID SPIRAL METAL DUCT Ø125 L3m	0,5	1,73	PCS	1
31500040	CIRCULAR RIGID SPIRAL METAL DUCT Ø160 L3m	0,5	2,21	PCS	1
31500050	CIRCULAR RIGID SPIRAL METAL DUCT Ø200 L3m	0,5	2,77	PCS	1
31500060	CIRCULAR RIGID SPIRAL METAL DUCT Ø250 L3m	0,6	4,31	PCS	1
31500062	CIRCULAR RIGID SPIRAL METAL DUCT Ø300 L3m	0,6	5,18	PCS	1
PWC400001	CIRCULAR RIGID SPIRAL METAL DUCT Ø315 L3m	0,6	5,44	PCS	1
31500064	CIRCULAR RIGID SPIRAL METAL DUCT Ø355 L3m	0,6	6,13	PCS	1

Datasheet



NOTE: Shipping costs for take PAL panels are on customers.

**90° SMOOTH CURVE**

**TECHNICAL SPECIFICATIONS**

- Made of galvanized steel
- With double lip EPDM gasket

**COURBE LISSE 90°**

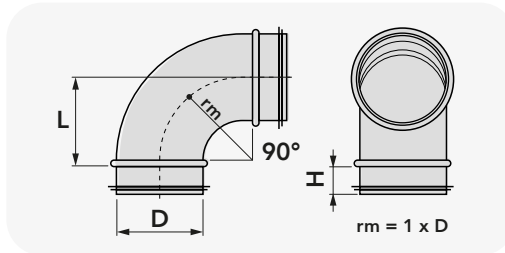
**CARACTÉRISTIQUES TECHNIQUES**

- Fabriqué en acier galvanisé
- Avec joint EPDM à double lèvre

**GLATTE 90°-KURVE**

**TECHNISCHE EIGENSCHAFTEN**

- Aus verzinktem Stahl
- Zubehör komplett mit EPDM-Dichtung mit Doppellippe



CODE	DESCRIPTION	D [mm]	rm [mm]	H [mm]	L [mm]	WEIGHT [kg]	U.M.	Pieces per box
31500080	SMOOTH CURVE 90° Ø 100	100	100	36	100	0,40	PCS	1
31500090	SMOOTH CURVE 90° Ø 125	125	125	36	125	0,60	PCS	1
31500100	SMOOTH CURVE 90° Ø 160	160	160	36	160	1,00	PCS	1
31500110	SMOOTH CURVE 90° Ø 200	200	200	36	200	1,50	PCS	1
31500120	SMOOTH CURVE 90° Ø 250	250	250	36	250	2,40	PCS	1
31500122	SMOOTH CURVE 90° Ø 300	300	300	50	300	3,70	PCS	1
PWC500055	SMOOTH CURVE 90° Ø 315	315	315	55	315	3,70	PCS	1
31500124	SMOOTH CURVE 90° Ø 355	355	355	55	355	4,11	PCS	1

Datasheet



## 45° SMOOTH CURVE

### TECHNICAL SPECIFICATIONS

- Made of galvanized steel
- With double lip EPDM gasket

## COURBE LISSE 45°

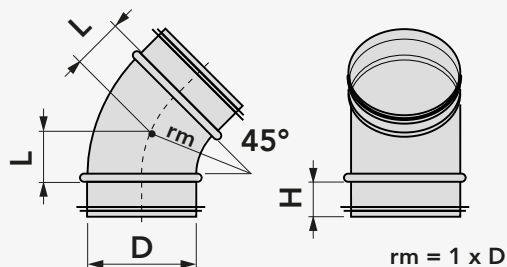
### CARACTÉRISTIQUES TECHNIQUES

- Fabriqué en acier galvanisé
- Avec joint EPDM à double lèvre

## GLATTE 45°-KURVE

### TECHNISCHE EIGENSCHAFTEN

- Aus verzinktem Stahl
- Zubehör komplett mit EPDM-Dichtung mit Doppellippe



CODE	DESCRIPTION	D [mm]	rm [mm]	H [mm]	L [mm]	WEIGHT [kg]	U.M.	Pieces per box
31500140	SMOOTH CURVE 45° Ø 100	100	100	36	41	0,30	PCS	1
31500150	SMOOTH CURVE 45° Ø 125	125	125	36	52	0,40	PCS	1
31500160	SMOOTH CURVE 45° Ø 160	160	160	36	66	0,60	PCS	1
31500170	SMOOTH CURVE 45° Ø 200	200	200	36	83	0,90	PCS	1
31500180	SMOOTH CURVE 45° Ø 250	250	250	36	104	1,30	PCS	1
31500182	SMOOTH CURVE 45° Ø 300	300	300	46	-	1,72	PCS	1
PWC500056	SMOOTH CURVE 45° Ø 315	315	315	36	130	2,80	PCS	1
31500184	SMOOTH CURVE 45° Ø 355	355	355	55	-	2,50	PCS	1

Datasheet



## MALE SLEEVE

### TECHNICAL SPECIFICATIONS

- Made of galvanized steel
- With double lip EPDM gasket

## MANCHON MÂLE

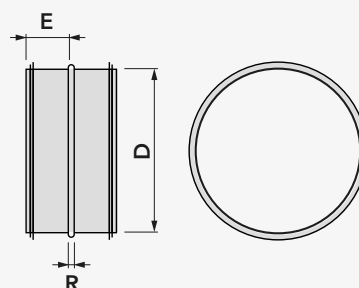
### CARACTÉRISTIQUES TECHNIQUES

- Fabriqué en acier galvanisé
- Avec joint EPDM à double lèvre

## MUFFE MÄNNLICH

### TECHNISCHE EIGENSCHAFTEN

- Aus verzinktem Stahl
- Zubehör komplett mit EPDM-Dichtung mit Doppellippe



CODE	DESCRIPTION	D [mm]	E [mm]	R [mm]	WEIGHT [kg]	U.M.	Pieces per box
31500200	MALE CONNECTING SLEEVE Ø 100	100	40	10	0,12	PCS	1
31500210	MALE CONNECTING SLEEVE Ø 125	125	40	10	0,15	PCS	1
31500220	MALE CONNECTING SLEEVE Ø 160	160	40	10	0,19	PCS	1
31500230	MALE CONNECTING SLEEVE Ø 200	200	40	10	0,24	PCS	1
31500240	MALE CONNECTING SLEEVE Ø 250	250	45	10	0,30	PCS	1
31500242	MALE CONNECTING SLEEVE Ø 300	300	40	10	0,36	PCS	1
PWC500057	MALE CONNECTING SLEEVE Ø 315	315	40	8	0,38	PCS	1
31500244	MALE CONNECTING SLEEVE Ø 355	355	55	8	0,58	PCS	1

Datasheet



 **FEMALE SLEEVE**

**TECHNICAL SPECIFICATIONS**

- Made of galvanized steel

 **MANCHON FEMELLE**

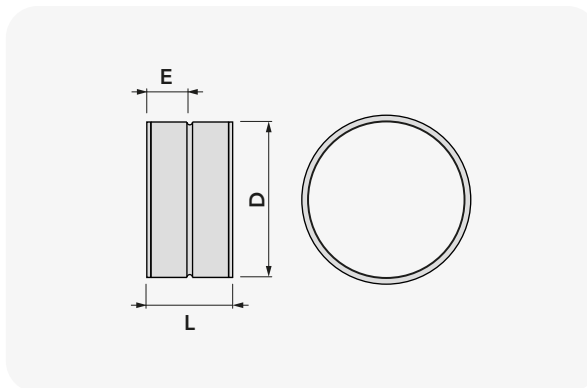
**CARACTÉRISTIQUES TECHNIQUES**


- Fabriqué en acier galvanisé

 **MUFFE WEIBLICH**

**TECHNISCHE EIGENSCHAFTEN**

- Aus verzinktem Stahl



CODE	DESCRIPTION	D [mm]	E [mm]	L [mm]	THICKNESS [mm]	WEIGHT [kg]	U.M.	 Pieces per box
31500260	FEMALE CONNECTING SLEEVE Ø 100	100	40	86	0,5	0,16	PCS	1
31500270	FEMALE CONNECTING SLEEVE Ø 125	125	40	86	0,5	0,20	PCS	1
31500280	FEMALE CONNECTING SLEEVE Ø 160	160	40	86	0,5	0,26	PCS	1
31500290	FEMALE CONNECTING SLEEVE Ø 200	200	40	86	0,5	0,32	PCS	1
31500300	FEMALE CONNECTING SLEEVE Ø 250	250	40	86	0,5	0,41	PCS	1
31500302	FEMALE CONNECTING SLEEVE Ø 300	300	40	86	0,5	0,49	PCS	1
PWC500058	FEMALE CONNECTING SLEEVE Ø 315	315	40	86	0,5	0,51	PCS	1
31500304	FEMALE CONNECTING SLEEVE Ø 355	355	40	86	0,5	0,58	PCS	1

**Datasheet**

 **MALE LABELLED SLEEVE**

**TECHNICAL SPECIFICATIONS**

- Made of galvanized steel
- With double lip EPDM gasket

 **MANCHON ÉTIQUETÉ MÂLE**

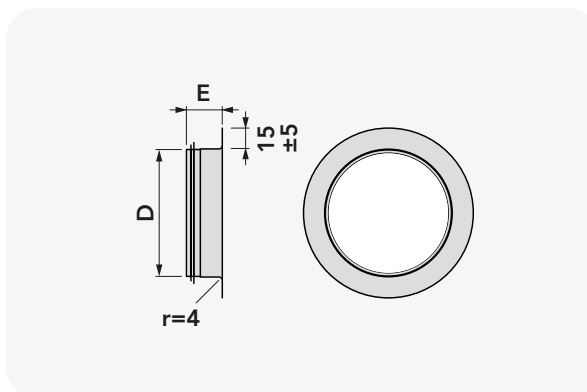
**CARACTÉRISTIQUES TECHNIQUES**


- Fabriqué en acier galvanisé
- Avec joint EPDM à double lèvre

 **VERSCHRAUBTE MUFFE AG**

**TECHNISCHE EIGENSCHAFTEN**

- Aus verzinktem Stahl
- Zubehör komplett mit EPDM-Dichtung mit Doppellippe



CODE	DESCRIPTION	D [mm]	E [mm]	WEIGHT [kg]	U.M.	 Pieces per box
31500320	MALE SLEEVE WITH GASKET Ø 100	100	55	0,1	PCS	1
31500330	MALE SLEEVE WITH GASKET Ø 125	120	40	0,1	PCS	1
31500340	MALE SLEEVE WITH GASKET Ø 160	155	40	0,1	PCS	1
31500350	MALE SLEEVE WITH GASKET Ø 200	200	40	0,2	PCS	1
31500360	MALE SLEEVE WITH GASKET Ø 250	250	60	0,3	PCS	1
31500362	MALE SLEEVE WITH GASKET Ø 300	300	35	0,3	PCS	1
PWC500041	MALE SLEEVE WITH GASKET Ø 315	315	60	0,3	PCS	1
31500364	MALE SLEEVE WITH GASKET Ø 355	355	60	0,4	PCS	1

**Datasheet**



## 90° SYMMETRICAL SHUNT

### TECHNICAL SPECIFICATIONS

- Made of galvanized steel
- With double lip EPDM gasket



## DÉRIVATION SYMÉTRIQUE À 90°

### CARACTÉRISTIQUES TECHNIQUES

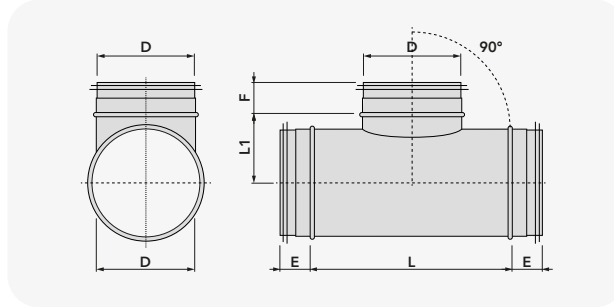
- Fabriqué en acier galvanisé
- Avec joint EPDM à double lèvre



## SYMMETRISCHE 90°-VERZWEIGUNG

### TECHNISCHE EIGENSCHAFTEN

- Aus verzinktem Stahl
- Zubehör komplett mit EPDM-Dichtung mit Doppellippe



CODE	DESCRIPTION	D [mm]	E [mm]	F [mm]	L [mm]	L1 [mm]	WEIGHT [kg]	U.M.	Pieces per box
31500380	SYMMETRIC JUNCTION 90° Ø 100	90	36	36	160	65	0,45	PCS	1
31500390	SYMMETRIC JUNCTION 90° Ø 125	120	36	36	190	83	0,63	PCS	1
31500400	SYMMETRIC JUNCTION 90° Ø 160	160	36	36	230	105	0,85	PCS	1
31500410	SYMMETRIC JUNCTION 90° Ø 200	195	45	30	320	125	1,28	PCS	1
31500420	SYMMETRIC JUNCTION 90° Ø 250	250	55	55	307	150	2,00	PCS	1
31500422	SYMMETRIC JUNCTION 90° Ø 300	300	36	36	370	175	2,56	PCS	1
PWC500042	SYMMETRIC JUNCTION 90° Ø 315	310	55	55	420	182	2,80	PCS	1
31500424	SYMMETRIC JUNCTION 90° Ø 355	355	55	55	425	203	3,69	PCS	1

Datasheet



## 45° SYMMETRICAL SHUNT

### TECHNICAL SPECIFICATIONS

- Made of galvanized steel
- With double lip EPDM gasket



## DÉRIVATION SYMÉTRIQUE À 45°

### CARACTÉRISTIQUES TECHNIQUES

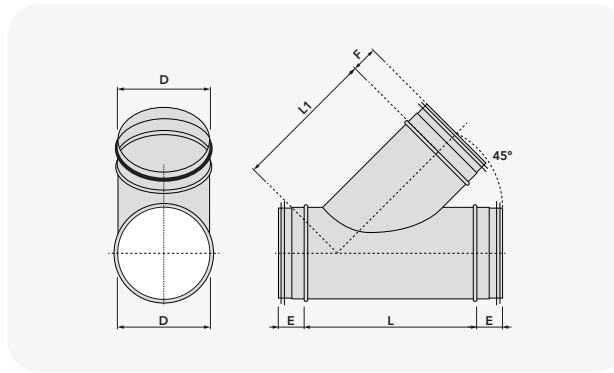
- Fabriqué en acier galvanisé
- Avec joint EPDM à double lèvre



## SYMMETRISCHE 45°-VERZWEIGUNG

### TECHNISCHE EIGENSCHAFTEN

- Aus verzinktem Stahl
- Zubehör komplett mit EPDM-Dichtung mit Doppellippe



CODE	DESCRIPTION	E [mm]	F [mm]	L [mm]	L1 [mm]	WEIGHT [kg]	U.M.	Pieces per box
PWC500046	SIMMETRIC BRANCH 45° Ø 100	100	36	36	210	0,50	PCS	1
PWC500047	SIMMETRIC BRANCH 45° Ø 125	125	36	36	250	0,70	PCS	1
PWC500048	SIMMETRIC BRANCH 45° Ø 160	155	36	36	300	1,00	PCS	1
PWC500049	SIMMETRIC BRANCH 45° Ø 200	195	36	36	355	1,40	PCS	1
PWC500050	SIMMETRIC BRANCH 45° Ø 250	250	36	36	480	2,30	PCS	1
PWC500051	SIMMETRIC BRANCH 45° Ø 300	300	36	36	540	3,10	PCS	1
PWC500052	SIMMETRIC BRANCH 45° Ø 315	315	55	55	530	3,30	PCS	1
PWC500053	SIMMETRIC BRANCH 45° Ø 355	340	55	55	585	4,80	PCS	1

Datasheet



## MALE CAP

### TECHNICAL SPECIFICATIONS

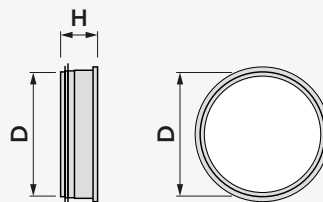
- Made of galvanized steel
- With double lip EPDM gasket



## BOUCHON MÂLE

### CARACTÉRISTIQUES TECHNIQUES

- Fabriqué en acier galvanisé
- Avec joint EPDM à double lèvre



## AG-KAPPE

### TECHNISCHE EIGENSCHAFTEN

- Aus verzinktem Stahl
- Zubehör komplett mit EPDM-Dichtung mit Doppellippe

CODE	DESCRIPTION	H [mm]	WEIGHT [kg]	U.M.	Pieces per box
31500440	MALE CAP Ø 100	50	0,17	PCS	1
31500450	MALE CAP Ø 125	45	0,22	PCS	1
31500460	MALE CAP Ø 160	50	0,31	PCS	1
31500470	MALE CAP Ø 200	45	0,43	PCS	1
31500480	MALE CAP Ø 250	61	0,59	PCS	1
31500482	MALE CAP Ø 300	35	0,81	PCS	1
PWC500043	MALE CAP Ø 315	35	0,87	PCS	1
31500484	MALE CAP Ø 355	60	1,05	PCS	1

Datasheet



## REDUCTION MALE SLEEVE

### TECHNICAL SPECIFICATIONS

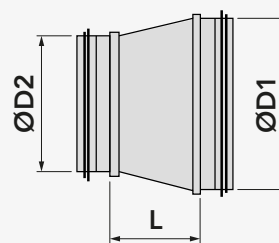
- Made of galvanized steel
- With double lip EPDM gasket



## MANCHON MÂLE DE RÉDUCTION

### CARACTÉRISTIQUES TECHNIQUES

- Fabriqué en acier galvanisé
- Avec joint EPDM à double lèvre



## REDUZIERMUFFE MÄNNLICH

### TECHNISCHE EIGENSCHAFTEN

- Aus verzinktem Stahl
- Zubehör komplett mit EPDM-Dichtung mit Doppellippe

CODE	DESCRIPTION	ØD1 [mm]	ØD2 [mm]	L [mm]	WEIGHT [kg]	U.M.	Pieces per box
31500510	MALE REDUCTION CONNECTION SLEEVE Ø 125-100	125	100	22	0.2	PCS	1
31500520	MALE REDUCTION CONNECTION SLEEVE Ø 160-100	160	100	37	0.3	PCS	1
31500530	MALE REDUCTION CONNECTION SLEEVE Ø 160-125	160	125	26	0.2	PCS	1
<b>NEW</b> PWC500099	MALE REDUCTION CONNECTION SLEEVE Ø 160-150	160	150	30	0.3	PCS	1
31500540	MALE REDUCTION CONNECTION SLEEVE Ø 200-100	200	100	58	0.4	PCS	1
31500550	MALE REDUCTION CONNECTION SLEEVE Ø 200-125	200	125	46	0.4	PCS	1
31500552	MALE REDUCTION CONNECTION SLEEVE Ø 200-160	200	160	26	0.3	PCS	1
<b>NEW</b> PWC500100	MALE REDUCTION CONNECTION SLEEVE Ø 200-180	200	180	47	0.67	PCS	1
31500560	MALE REDUCTION CONNECTION SLEEVE Ø 250-200	250	200	31	0.6	PCS	1
31500562	MALE REDUCTION CONNECTION SLEEVE Ø 300-250	300	250	80	1.23	PCS	1
PWC500044	MALE REDUCTION CONNECTION SLEEVE Ø 315-250	315	300	41	1.09	PCS	1
31500564	MALE REDUCTION CONNECTION SLEEVE Ø 355-300	355	300	86	1.46	PCS	1

Datasheet



**METAL FLOW REGULATION VALVE**

**TECHNICAL SPECIFICATIONS**

- Made of galvanized steel

**VANNE DE RÉGLAGE DE DÉBIT EN MÉTAL**

**CARACTÉRISTIQUES TECHNIQUES**

- Fabriqué en acier galvanisé

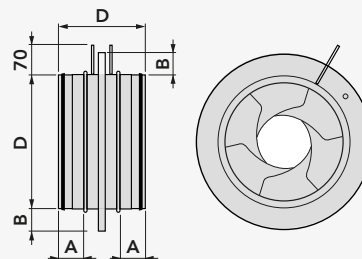
**DURCHFLOSSRAT-EINSTELLVENTIL AUS METALL**

**TECHNISCHE EIGENSCHAFTEN**

- Aus verzinktem Stahl



Regulation valve for regulating damper for circular ducts



CODE	DESCRIPTION	DIMENSIONS				AIR FLOW RATE [m <sup>3</sup> /h]		U.M.	Pieces per box
		Ød	ØD	L	A	35dB (A)	55 dB (A)		
11161830	METAL CONTROL VALVE FOR DUCTS Ø 100	99	165	110	30	40	270	PCS	1
11161831	METAL CONTROL VALVE FOR DUCTS Ø 125	124	188	110	30	60	400	PCS	1
11161833	METAL CONTROL VALVE FOR DUCTS Ø 160	159	230	110	30	120	600	PCS	1
11161834	METAL CONTROL VALVE FOR DUCTS Ø 200	199	285	110	30	270	1100	PCS	1

[Datasheet](#)



**ACCESS DOOR FOR CIRCULAR AND RECTANGULAR DUCT**

**TECHNICAL SPECIFICATIONS**

- Made of galvanized steel
- The access hatch for circular channels can be used on tubes of Ø 150/160, 180/200, 250, 300/315, 350/355, 400/500 m

**PORTE D'ACCÈS POUR CONDUIT CIRCULAIRE ET RECTANGULAIRE**

**CARACTÉRISTIQUES TECHNIQUES**

- Fabriqué en acier galvanisé
- La porte d'accès pour les conduits circulaires peut être utilisée sur des tubes de Ø 150/160, 180/200, 250, 300/315, 350/355, 400/500 m

**ZUGANGSTÜR FÜR KREISFÖRMIGEN UND RECHTECKIGEN KANAL**

**TECHNISCHE EIGENSCHAFTEN**

- Aus verzinktem Stahl
- Die Zugangstür für Rundkanäle kann an Röhren von Ø 150/160, 180/200, 250, 300/315, 350/355, 400/500 m verwendet werden



FOR CIRCULAR DUCT



FOR RECTANGULAR DUCT

CODE	DESCRIPTION	U.M.	Pieces per box
11161841	ACCESS HATCH FOR ROUND DUCTS	PCS	1
11161840	ACCESS HATCH FOR RECTANGULAR DUCTS	PCS	1

[Datasheet](#)



 **GRILLE WITH ADJUSTABLE FLAPS FOR CIRCULAR DUCTS**

**TECHNICAL SPECIFICATIONS**

- Made of galvanized steel
- Fastening by means of front screws
- Double row of flaps
- Natural finish

 **GRILLE À AILETTES ORIENTABLES POUR CANAUX CIRCULAIRES**


**CARACTÉRISTIQUES TECHNIQUES**

- Fabriqué en acier galvanisé
- Fixation au moyen de vis avant
- Double rangée d'ailes
- Finition naturelle

 **DÜSE MIT VERSTELLBAREN LAMELLEN FÜR KREISFÖRMIGE KANÄLE**

**TECHNISCHE EIGENSCHAFTEN**

- Aus verzinktem Stahl
- Montage mit vorderen Schrauben
- Zweireihige Klappen
- Natürliches Oberfläche



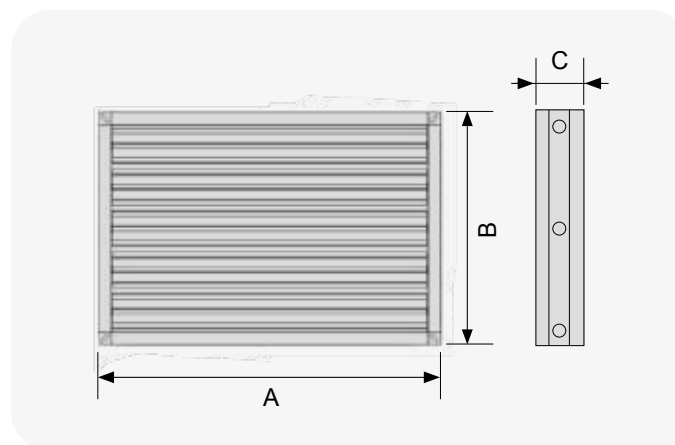
CODE	DIAMETER DUCT OF INSTALLATION	EXTERNAL FRAME DIMS	REAR PART DIMS	INSTALLATION HOLE DIMS	REAR PART DEPTH	THROW
	[mm]	[mm]	[mm]	[mm]	[mm]	T (m) Vt=0,25 m/s
11175130	200	330 x 125	290 x 90	300 x 100	63	8,55
11175135	200	530 x 125	490 x 90	500 x 100	63	12,33
11175140	300	330 x 175	290 x 140	300 X 150	70	10,71



CODE	DESCRIPTION	MEASURE	U.M.	 Pieces per box	<a href="#">Datasheet</a>
11175130	GRILLE WITH ADJUSTABLE BLADES FOR ROUND DUCTS 300 x 100	300 x 100	PCS	1	
11175135	GRILLE WITH ADJUSTABLE BLADES FOR ROUND DUCTS 500 x 100	500 x 100	PCS	1	
11175140	GRILLE WITH ADJUSTABLE BLADES FOR ROUND DUCTS 300 x 150	300 X 150	PCS	1	

 **CALIBRATION DAMPER FOR DELIVERY GRILLE FOR CIRCULAR DUCT**

 **FERMETURE DE CALIBRAGE POUR GRILLE D'ENTRÉE POUR GOULOTTE CIRCULAIRE**

 **KALIBRIERKLAPPE FÜR ABLÜFTDÜSE FÜR KREISFÖRMIGEN KANAL**



CODE	DESCRIPTION	DIMENSIONS			U.M.	 Pieces per box	<a href="#">Datasheet</a>
		A [mm]	B [mm]	C [mm]			
11175132	300x100mm CALIBRATION DAMPER FOR INLET DEFLECTORS	290	90	43	PCS	1	
11175137	500x100mm CALIBRATION DAMPER FOR INLET DEFLECTORS	490	90	43	PCS	1	
11175142	300x150mm CALIBRATION DAMPER FOR INLET DEFLECTORS	290	140	43	PCS	1	

# ROUND DUCTS AND ACCESSORIES IN PVC FOR THE EXTRACTION AND VENTILATION

SUITABLE ALSO FOR CONTROLLED  
MECHANICAL VENTILATION SYSTEM



## TT

### 🇬🇧 PVC HOSE

#### TECHNICAL SPECIFICATIONS

- PVC
- Thickness 1 mm

### 🇫🇷 TUYAU EN PVC

#### CARACTÉRISTIQUES TECHNIQUES

- Matériau PVC
- Épaisseur 1 mm

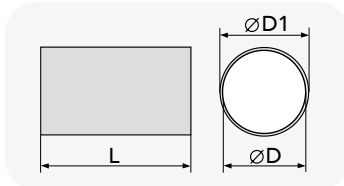
### 🇩🇪 PVC-SCHLAUCH

#### TECHNISCHE EIGENSCHAFTEN

- PVC-Material
- Stärke 1 mm



To pair codes 11161370C and 11161391C,  
it is necessary to use accessory code 11161372C



CODE	DESCRIPTION	ØD [mm]	ØD1 [mm]	U.M.	Pieces per box
11161370	PVC PIPE "TT100"	100	103	PCS	1
11161370B	PVC PIPE "TT 125"	125	128	PCS	1
11161370C	PVC PIPE "TT 150"	150	153	PCS	1
11161370D	PVC PIPE "TT 200"	200	203	PCS	1

Datasheet



## TFT

### 🇬🇧 FLEXIBLE HOSE

#### TECHNICAL SPECIFICATIONS

- PVC
- Internal spiral
- Rapid installation

### 🇫🇷 TUBE FLEXIBLE

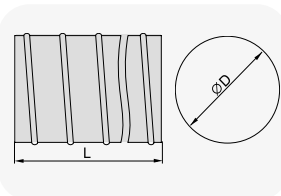
#### CARACTÉRISTIQUES TECHNIQUES

- Matériau PVC
- Spirale interne
- Installation rapide

### 🇩🇪 SCHLAUCH

#### TECHNISCHE EIGENSCHAFTEN

- PVC-Material
- Innenspirale
- Schnelle Montage



CODE	DESCRIPTION	ØD [mm]	L [mm]	U.M.	Pieces per box
11161377	FLEXIBLE DUCT "TFT" 100	100	3000	PCS	1
11161377B	FLEXIBLE DUCT "TFT" 125	125	3000	PCS	1

Datasheet



## CAP

### 🇬🇧 90° CURVE IN PVC

#### TECHNICAL SPECIFICATIONS

- PVC
- Male coupling with support stop

### 🇫🇷 COURBE EN PVC 90°

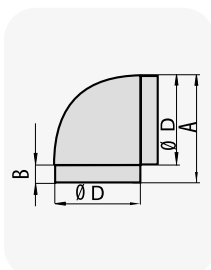
#### CARACTÉRISTIQUES TECHNIQUES

- Matériau PVC
- Accouplement mâle avec butée de support

### 🇩🇪 90°-KURVE AUS PVC

#### TECHNISCHE EIGENSCHAFTEN

- PVC-Material
- Außengewinde mit Stützanschlag



NEW

CODE	DESCRIPTION	A [mm]	B [mm]	ØD [mm]	U.M.	Pieces per box
11161371	PVC 90° ELBOW - "CAP" 100	137	30	100	PCS	1
11161371B	PVC 90° ELBOW - "CAP" 125	164	30	125	PCS	1
11161371C	PVC 90° ELBOW - "CAP" 150	189	30	150	PCS	1
PWC500082	PVC 90° ELBOW - "CAP" 200	253	30	200	PCS	1

Datasheet



# MDG



## COUPLING SLEEVE

### TECHNICAL SPECIFICATIONS

- PVC
- Male coupling with support stop



## TUYAU EN PVC

### CARACTÉRISTIQUES TECHNIQUES

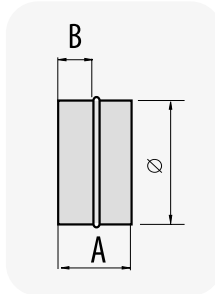
- Matériau PVC
- Accouplement mâle avec butée de support



## VERBINDUNGSMUFFE

### TECHNISCHE EIGENSCHAFTEN

- PVC-Material
- Außengewinde mit Stützanschlag



CODE	DESCRIPTION	A [mm]	B [mm]	Ø [mm]	U.M.	Pieces per box
11161372	COUPLER "MDG" 100	62	30	100	PCS	1
11161372B	COUPLER "MDG" 125	62	30	125	PCS	1
11161372C	COUPLER "MDG" 150	62	30	150	PCS	1
PWC500074	COUPLER "MDG" 200	62	30	200	PCS	1

Datasheet



# MGV



## COUPLING SLEEVE WITH VALVE

### TECHNICAL SPECIFICATIONS

- PVC
- Male coupling with support stop
- Unidirectional valve with end stop



## MANCHON DE RACCORDEMENT AVEC VANNE

### CARACTÉRISTIQUES TECHNIQUES

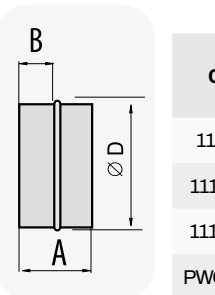
- Matériau PVC
- Accouplement mâle avec butée de support
- Soupape unidirectionnelle avec butée d'arrêt



## VERBINDUNGSMUFFE MIT VENTIL

### TECHNISCHE EIGENSCHAFTEN

- PVC-Material
- Außengewinde mit Stützanschlag
- Einwegventil mit Anschlag



CODE	DESCRIPTION	A [mm]	B [mm]	Ø [mm]	U.M.	Pieces per box
11161373	COUPLER WITH SHUTTER "MGV" 100	62	30	100	PCS	1
11161373B	COUPLER WITH SHUTTER "MGV" 125	62	30	125	PCS	1
11161373C	COUPLER WITH SHUTTER "MGV" 150	62	30	150	PCS	1
PWC500075	COUPLER WITH SHUTTER "MGV" 200	62	30	200	PCS	1

Datasheet



# DTP



## "T" SHUNT IN PVC

### TECHNICAL SPECIFICATIONS

- PVC
- Male coupling with support stop



## DÉRIVATION EN « T » EN PVC

### CARACTÉRISTIQUES TECHNIQUES

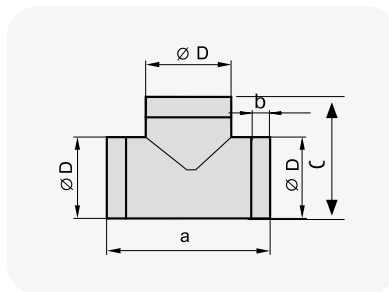
- Matériau PVC
- Accouplement mâle avec butée de support



## "T"-ABZWEIGUNG AUS PVC

### TECHNISCHE EIGENSCHAFTEN

- PVC-Material
- Außengewinde mit Stützanschlag



CODE	DESCRIPTION	A [mm]	B [mm]	C [mm]	ØD [mm]	U.M.	Pieces per box
11161374	PVC T-BRANCH "DTP" 100	173	30	130	100	PCS	1
11161374B	PVC T-BRANCH "DTP" 125	198	30	165	125	PCS	1
11161374C	PVC T-BRANCH "DTP" 150	223	30	189	150	PCS	1

Datasheet



# PMT



## PVC WALL PLATE WITH HOLE

### TECHNICAL SPECIFICATIONS

- PVC
- 4 holes for wall mounting



## PLAQUE MURALE EN PVC AVEC TROU

### CARACTÉRISTIQUES TECHNIQUES

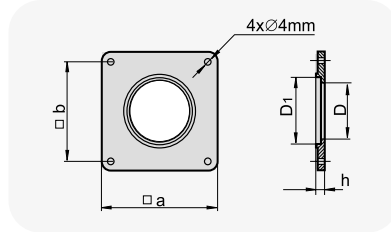
- Matériau PVC
- 4 Trous pour montage mural



## WANDPLATTE AUS PVC MIT BOHRUNG

### TECHNISCHE EIGENSCHAFTEN

- PVC-Material
- 4 Bohrungen für die Wandmontage



CODE	DESCRIPTION	a [mm]	b [mm]	D [mm]	D1 [mm]	h [mm]	U.M.	Pieces per box
11161375	PVC WALL PLATE WITH HOLE "PMT" 100	150	134	100,5	103	3	PCS	1
11161375B	PVC WALL PLATE WITH HOLE "PMT" 125	170	154	125	127	3	PCS	1
11161375C	PVC WALL PLATE WITH HOLE "PMT" 150	204	188	151	153	3	PCS	1
PWC500076	PVC WALL PLATE WITH HOLE "PMT" 200	250	230	202	204	3	PCS	1

Datasheet



# RTQ



## RECTANGULAR ROUND REDUCER

### TECHNICAL SPECIFICATIONS

- PVC
- Female coupling
- Allows transition from round to rectangular tubes



## RÉDUCTEUR ROND-RECTANGULAIRE

### CARACTÉRISTIQUES TECHNIQUES

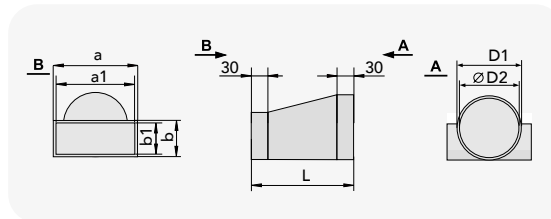
- Matériau PVC
- Accouplement femelle
- Permet le passage du tube rond au tube rectangulaire



## RECHTECKIGER RUNDER REDUZIERUNG

### TECHNISCHE EIGENSCHAFTEN

- PVC-Material
- Kupplung mit Innengewinde
- Ermöglicht den Übergang vom runden zum rechteckigen Rohr



**ATTENTION:**  
"Coupler" code 11161372 or code 11161373 is required when joining to circular ducting.

CODE	DESCRIPTION	a [mm]	a1 [mm]	b [mm]	b1 [mm]	D [mm]	D2 [mm]	L [mm]	U.M.	Pieces per box
11161376	ROUND TO SQUARE REDUCER "RTQ" 100	124	122	64	60	103	100	137	PCS	1
11161376B	ROUND TO SQUARE REDUCER "RTQ" 125	208	204	64	60	128	125	140	PCS	1
<b>NEW</b> PWC500084	ROUND TO SQUARE REDUCER "RTQ" 150	224	220	94	90	150	146	165	PCS	1

Datasheet



# CF



## FIXING COLLAR

### TECHNICAL SPECIFICATIONS

- PVC
- Slot  $\varnothing$  5 x 15 mm for screw



## COLLIER DE FIXATION

### CARACTÉRISTIQUES TECHNIQUES

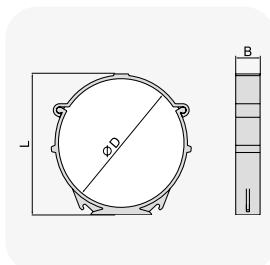
- Matériau PVC
- Fente  $\varnothing$  5 x 15 mm avec vis



## CF-BEFESTIGUNGSSCHELLE

### TECHNISCHE EIGENSCHAFTEN

- PVC-Material
- Schlitz  $\varnothing$  5 x 15 mm mit Schraube



CODE	DESCRIPTION	ØD [mm]	L [mm]	B [mm]	U.M.	Pieces per box
11161378	DUCT CLIP "CF" 100	103	113	20	PCS	1
11161378B	DUCT CLIP "CF" 125	128	138	20	PCS	1
11161378C	DUCT CLIP "CF" 150	153	163	20	PCS	1
PWC500077	DUCT CLIP "CF" 200	213	20	203	PCS	1

Datasheet



# RDZ 100

 **REDUCTION Ø 80 - 100 - 120 - 125 - 150**

**TECHNICAL SPECIFICATIONS**

- PVC

 **RÉDUCTION Ø 80 - 100 - 120 - 125 - 150**

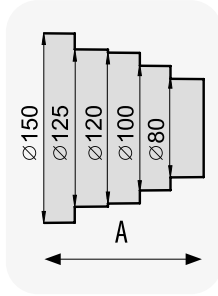
**CARACTÉRISTIQUES TECHNIQUES**

- Matériau PVC

 **REDUZIERUNG Ø 80 - 100 - 120 - 125 - 150**

**TECHNISCHE EIGENSCHAFTEN**

- PVC-Material



CODE	DESCRIPTION	A [mm]	Ø [mm]	U.M.	Pieces per box
11161379	REDUCER "RDZ100" 80-100-120-125-150	125	80 - 100 - 120 - 125 - 150	PCS	1

**Datasheet**



## R

 **REDUCTION**

**TECHNICAL SPECIFICATIONS**

- PVC

 **RÉDUCTION**

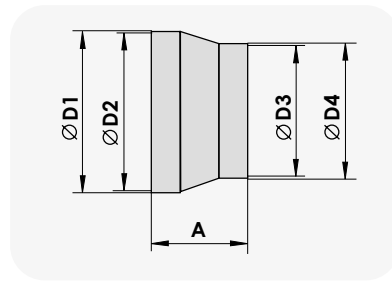
**CARACTÉRISTIQUES TECHNIQUES**

- Matériau PVC

 **REDUZIERUNGSSTÜCK**

**TECHNISCHE EIGENSCHAFTEN**


- PVC-Material



CODE	DESCRIPTION	DIMENSIONS [mm]					U.M.	Pieces per box
		A	D1	D2	D3	D4		
11161391B	REDUCER "R125-100"	60	129	125	96	100	PCS	1
11161391C	REDUCER "R150-125"	60	154	150	121	125	PCS	1
PWC500078	REDUCER "R200-150"	71	204	200	146	150	PCS	1

**Datasheet**



 **ECCENTRIC REDUCTION Ø 80 - 100 - 120 - 125 - 150 - 160**

**TECHNICAL SPECIFICATIONS**

- PVC

 **RÉDUCTION EXCENTRIQUE Ø 80 - 100 - 120 - 125 - 150 - 160**

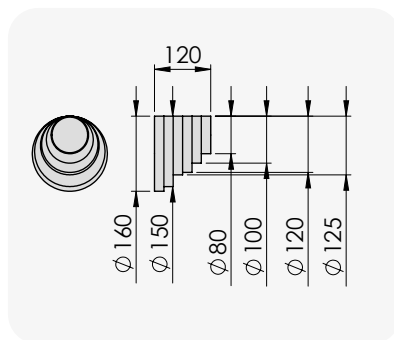
**CARACTÉRISTIQUES TECHNIQUES**

- Matériau PVC

 **EXZENTRISCHE REDUZIERUNG Ø 80 - 100 - 120 - 125 - 150 - 160**

**TECHNISCHE EIGENSCHAFTEN**

- PVC-Material



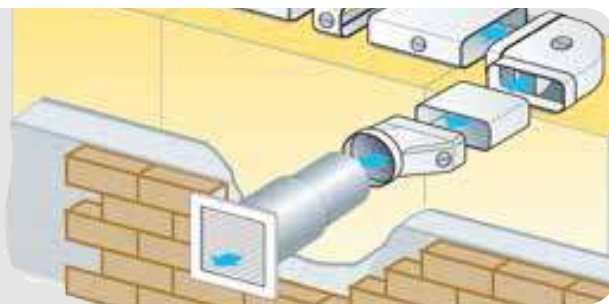
CODE	DESCRIPTION	Ø [mm]	U.M.	Pieces per box
PWC500028	ECCENTRIC ADAPTER Ø80-100-120-125-150-160	80 - 100 - 120 - 125 - 150 - 160	PCS	1

**Datasheet**



# RECTANGULAR DUCTS AND ACCESSORIES IN PVC FOR THE EXTRACTION AND VENTILATION

SUITABLE ALSO FOR CONTROLLED MECHANICAL VENTILATION SYSTEM



## TQ



### RECTANGULAR PIPE

#### TECHNICAL SPECIFICATIONS

- PVC
- Connected with matching connectors



### TUYAU RECTANGULAIRE

#### CARACTÉRISTIQUES TECHNIQUES

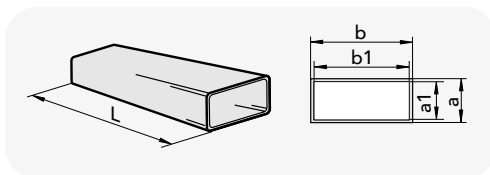
- Matériau PVC
- Raccordé avec des connecteurs homologues



### RECHTECKROHR

#### TECHNISCHE EIGENSCHAFTEN

- PVC-Material
- Verbunden mit passenden Steckern



CODE	DESCRIPTION	a [mm]	b [mm]	a1 [mm]	b1 [mm]	L [mm]	U.M.	Pieces per box
11161380	RECTANGULAR DUCTING "TQ" 120	60	122	57	119	1500	PCS	1
11161380B	RECTANGULAR DUCTING "TQ" 204	60	204	57	200	1500	PCS	1
<b>NEW</b> PWC500083	RECTANGULAR DUCTING "TQ" 220	90	220	86	216	1500	PCS	1

Datasheet



## TFR



### FLEXIBLE HOSE

#### TECHNICAL SPECIFICATIONS

- PVC
- La spirale interne offre résistance et élasticité
- Installation rapide



### TUBE FLEXIBLE

#### CARACTÉRISTIQUES TECHNIQUES

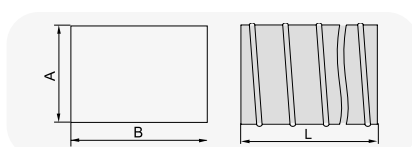
- Matériau PVC
- An internal spiral provides strength and elasticity
- Rapid installation



### SCHLAUCH

#### TECHNISCHE EIGENSCHAFTEN

- PVC-Material
- Innenspirale sorgt für Festigkeit und Elastizität
- Schnelle Montage



CODE	DESCRIPTION	AxB [mm]	L [mm]	U.M.	Pieces per box
11161388	FLEXIBLE DUCTING "TFR" 120	55 x 110	3000	PCS	1

Datasheet



## CAR



### CORNER CURVE

#### TECHNICAL SPECIFICATIONS

- PVC
- Female coupling with support stop



### COURBE D'ANGLE

#### CARACTÉRISTIQUES TECHNIQUES

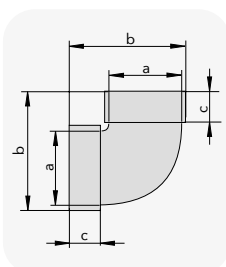
- Matériau PVC
- Accouplement femelle avec butée de support



### WINKELKURVE

#### TECHNISCHE EIGENSCHAFTEN

- PVC-Material
- Innengewinde mit Stützanschlag



**NEW**

CODE	DESCRIPTION	a [mm]	b [mm]	c [mm]	U.M.	Pieces per box
11161381	ELBOW "CAR" 120	60 x 120	93	32	PCS	1
11161381B	ELBOW "CAR" 204	60 x 204	103	32	PCS	1
<b>NEW</b> PWC500085	ELBOW "CAR" 220	90 x 220	130	35	PCS	1

Datasheet

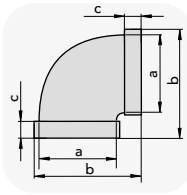


# CPR



## FLAT CURVE TECHNICAL SPECIFICATIONS

- PVC
- Female coupling with support stop



## COURBE PLATE CARACTÉRISTIQUES TECHNIQUES

- Matériau PVC
- Accouplement femelle avec butée de support



## FLACHE KURVE TECHNISCHE EIGENSCHAFTEN

- PVC-Material
- Innengewinde mit Stützanschlag

CODE	DESCRIPTION	A [mm]	B [mm]	C [mm]	U.M.	Pieces per box
11161382	FLAT ELBOW "CPR" 120	60x120	155	32	PCS	1
11161382B	FLAT ELBOW "CPR" 204	60x204	238	32	PCS	1
<b>NEW</b> PWC500086	FLAT ELBOW "CPR" 220	90x220	262	32	PCS	1

Datasheet

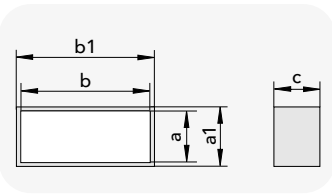



# MDGR



## COUPLING SLEEVE TECHNICAL SPECIFICATIONS

- PVC
- Female coupling with support stop



## MANCHON DE RACCORDEMENT CARACTÉRISTIQUES TECHNIQUES

- Matériau PVC
- Accouplement femelle avec butée de support



## VERBINDUNGSMUFFE TECHNISCHE EIGENSCHAFTEN

- PVC-Material
- Innengewinde mit Stützanschlag

CODE	DESCRIPTION	a [mm]	b [mm]	a1 [mm]	b1 [mm]	c [mm]	U.M.	Pieces per box
11161383	COUPLER "MDGR" 120	60	122	65	126	69	PCS	1
11161383B	COUPLER "MDGR" 204	60	204	65	209	62	PCS	1
<b>NEW</b> PWC500087	COUPLER "MDGR" 220	90	220	95	225	62	PCS	1

Datasheet

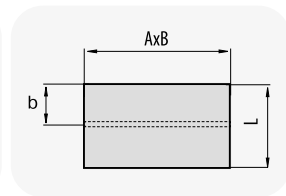


# MGVR



## COUPLING SLEEVE WITH VALVE TECHNICAL SPECIFICATIONS

- PVC
- Female coupling with support stop



## MANCHON DE RACCORDEMENT AVEC VANNE CARACTÉRISTIQUES TECHNIQUES

- Matériau PVC
- Accouplement femelle avec butée de support



## VERBINDUNGSMUFFE MIT VENTIL TECHNISCHE EIGENSCHAFTEN

- PVC-Material
- Innengewinde mit Stützanschlag

CODE	DESCRIPTION	AxB [mm]	L [mm]	b [mm]	U.M.	Pieces per box
11161384	COUPLER 60X120 WITH SHUTTER "MGVR" 120	60 x 120	65	30	PCS	1
11161384B	COUPLER 60X120 WITH SHUTTER "MGVR" 204	60 x 204	65	30	PCS	1
<b>NEW</b> PWC500088	COUPLER 60X120 WITH SHUTTER "MGVR" 220	90 x 220	95	45	PCS	1

Datasheet

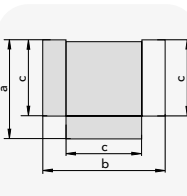


# DTPR



## "T" SHUNT TECHNICAL SPECIFICATIONS

- PVC
- Female coupling with support stop



## DÉRIVATION EN « T » CARACTÉRISTIQUES TECHNIQUES

- Matériau PVC
- Accouplement femelle avec butée de support



## "T"-ABZWEIGUNG TECHNISCHE EIGENSCHAFTEN

- PVC-Material
- Innengewinde mit Stützanschlag

CODE	DESCRIPTION	a [mm]	b [mm]	c [mm]	U.M.	Pieces per box
11161385	T-BRANCH "DTPR" 120	155	185	60x122	PCS	1
11161385B	T-BRANCH "DTPR" 204	248	288	60x204	PCS	1
<b>NEW</b> PWC500089	T-BRANCH "DTPR" 220	261	296	90x220	PCS	1

Datasheet



# PMR



## WALL PLATE

### TECHNICAL SPECIFICATIONS

- PVC
- 4 holes for fitting Ø 5 mm



## PLAQUE MURALE

### CARACTÉRISTIQUES TECHNIQUES

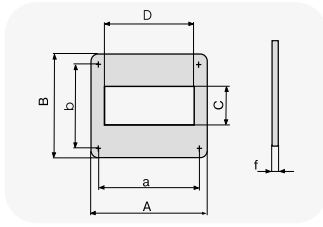
- Matériau PVC
- 4 trous de fixation Ø 5 mm



## WANDPLATTE

### TECHNISCHE EIGENSCHAFTEN

- PVC-Material
- 4 Befestigungsbohrungen Ø 5 mm



CODE	DESCRIPTION	A [mm]	B [mm]	C [mm]	D [mm]	a [mm]	b [mm]	f [mm]	U.M.	Pieces per box
11161386	WALL PLATE "PMR" 120	154	154	61	123	141	141	2	PCS	1
11161386B	WALL PLATE "PMR" 204	242	154	61	205	229	141	2,5	PCS	1

Datasheet



# RTR



## ROUND TO RECTANGULAR REDUCER

### TECHNICAL SPECIFICATIONS

- PVC
- Female square coupling



## RÉDUCTEUR DE ROND À RECTANGULAIRE

### CARACTÉRISTIQUES TECHNIQUES

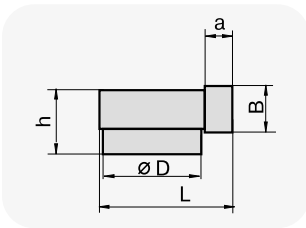
- Matériau PVC
- Accouplement carré femelle



## RUNDER BIS RECHTECKIGER GETRIEBE

### TECHNISCHE EIGENSCHAFTEN

- PVC-Material
- Innenvierkantgewinde



CODE	DESCRIPTION	A [mm]	D [mm]	L [mm]	a [mm]	h [mm]	U.M.	Pieces per box
11161387	ROUND TO SQUARE REDUCER "RTR" 120	60 x 120	100	140	30	85	PCS	1
11161387B	ROUND TO SQUARE REDUCER "RTR" 204	60 x 204	125	164	30	92	PCS	1
<b>NEW</b> PWC500090	ROUND TO SQUARE REDUCER "RTR" 220	90 x 220	147	230	83	120	PCS	1

Datasheet



# FDf



## FASTENING CABLE TIE

### TECHNICAL SPECIFICATIONS

- PVC
- 2 holes Ø 4 mm for fastening



## COLLIER DE FIXATION

### CARACTÉRISTIQUES TECHNIQUES

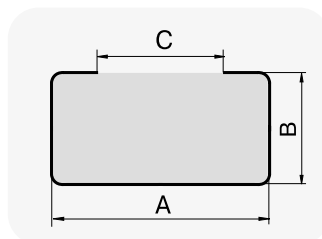
- Matériau PVC
- 2 trous Ø 4 mm pour la fixation



## FDf-BEFESTIGUNGSSCHELLE

### TECHNISCHE EIGENSCHAFTEN

- PVC-Material
- 2 Bohrungen Ø 4 mm zur Befestigung



CODE	DESCRIPTION	A [mm]	B [mm]	C [mm]	U.M.	Pieces per box
11161389	DUCT CLIP "FDf"120	120	60	86	PCS	1
11161389B	DUCT CLIP "FDf"120	204	60	169	PCS	1
<b>NEW</b> PWC500091	DUCT CLIP "FDf"220	227	95	175	PCS	1

Datasheet



## 🇬🇧 DAMPER GRILLE

### TECHNICAL SPECIFICATIONS

- PVC
- With adjustable damper from outside
- Fastening with 4 screws (holes placed behind frame)
- Female coupling for rectangular tube

## 🇫🇷 GSRGRILLE DE REGISTRE

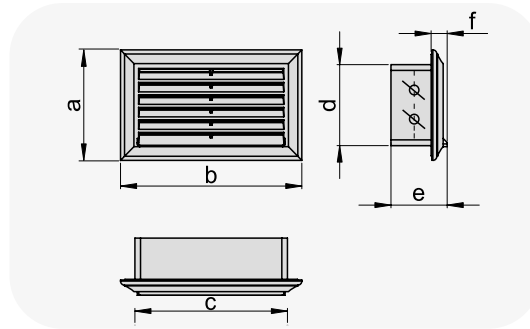
### CARACTÉRISTIQUES TECHNIQUES

- Matériau PVC
- Avec registre de réglable de l'extérieur
- Fixation avec 4 vis (trous placés derrière le cadre)
- Accouplement femelle pour tube rectangulaire

## 🇩🇪 KLAPPENGITTER

### TECHNISCHE EIGENSCHAFTEN

- PVC-Material
- Mit von außen verstellbarer Klappe
- Montage mit 4 Schrauben (Bohrungen hinter dem Rahmen)
- Innengewinde für Rechteckrohr



CODE	DESCRIPTION	a [mm]	b [mm]	c [mm]	d [mm]	e [mm]	f [mm]	U.M.	Pieces per box
11161390	GRILLE WITH DAMPER "GSR" 120	81	136	114	59	42	12	PCS	1
11161390B	GRILLE WITH DAMPER "GSR" 204	86	230	209	64	42	12	PCS	1

Datasheet



## 🇬🇧 RIGID PVC PIPES FOR VENTILATION

### TECHNICAL SPECIFICATIONS

- Adequate slip resistance
- High thermal resistance
- High solvent resistance
- Increased UV resistance
- Durability

## 🇫🇷 RUBAN ADHÉSIF EN PVC BLANC

### CARACTÉRISTIQUES TECHNIQUES

- Stabilité suffisante contre le glissement
- Haute résistance thermique
- Haute résistance aux solvants
- Résistance accrue aux rayons UV
- Durabilité

## 🇩🇪 WEISSES PVC-KLEBBAND

### TECHNISCHE EIGENSCHAFTEN

- Ausreichende Rutschfestigkeit
- Hohe Wärmebeständigkeit
- Hohe Beständigkeit gegen Lösungsmittel
- Erhöhte UV-Beständigkeit
- Haltbarkeit



**NEW**

CODE	DESCRIPTION	LENGTH [m]	WIDTH [mm]	THICKNESS [mm]	U.M.	Pieces per box
PWC500092	WHITE PVC ADHESIVE TAPE 50 mm x 10 m	10	50	0.18	PCS	1

Datasheet



## 🇬🇧 RUBAN ISOLANT ADHÉSIF EN POLYÉTHYLÈNE + ALUMINIUM

### TECHNICAL SPECIFICATIONS

- Thickness 8 mm
- Operating temperature: -80°C to +100°C

## 🇫🇷 TUBES RIGIDES EN PVC POUR LA VENTILATION

### CARACTÉRISTIQUES TECHNIQUES

- Épaisseur 8 mm
- Température de fonctionnement : -80°C à +100°C

## 🇩🇪 SELBSTKLEBENDES ISOLIERBAND AUS POLYETHYLEN + ALUMINIUM

### TECHNISCHE EIGENSCHAFTEN

- Dicke 8 mm
- Betriebstemperatur: Von -80°C bis +100°C




**NEW**

CODE	DESCRIPTION	LENGTH [m]	WIDTH [m]	THICKNESS [mm]	U.M.	Pieces per box
PWD500035	POLYETHYLENE ADHESIVE INSULATION 30Kg/m3+ALUMINIUM th.8mm roll1,5x50m	50	1,5	8	PCS	1

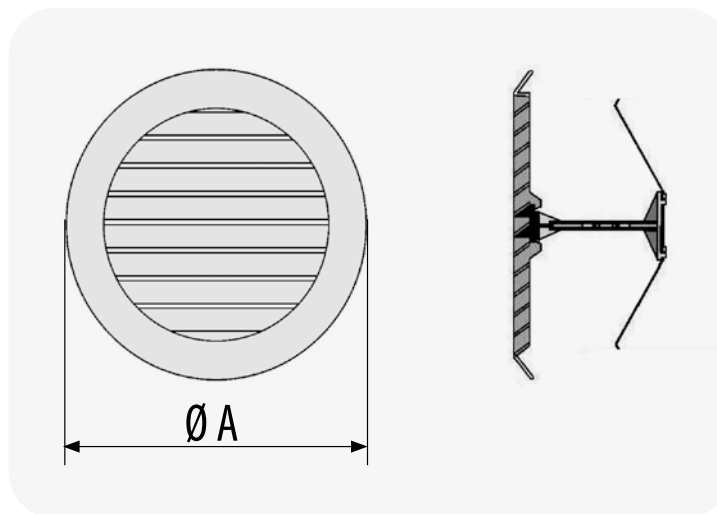
Datasheet




 **ROUND GRILLE IN ALUMINIUM WITH SPRINGS AND MESH**

 **GRILLE RONDE EN ALUMINIUM AVEC RESSORTS ET MAILLE**

 **ALUMINIUM-RUNDGITTER MIT FEDERN UND NETZ**



CODE	DESCRIPTION	AIR PASSAGE [cm <sup>2</sup> ]	EXT. DIM. ØA[mm]	HOLE INLET ØMIN/MAX [mm]	U.M.	 Pieces per box
11160400	ALUMINIUM ROUND GRILLE Ø 145 WITH SPRING-LOADED CLIPS AND MESH	56	130	80 / 125	PCS	1
11160405	ALUMINIUM ROUND GRILLE Ø 185 WITH SPRING-LOADED CLIPS AND MESH	94	180	125 / 160	PCS	1
11160410	ALUMINIUM ROUND GRILLE Ø 220 WITH SPRING-LOADED CLIPS AND MESH	150	240	160 / 200	PCS	1

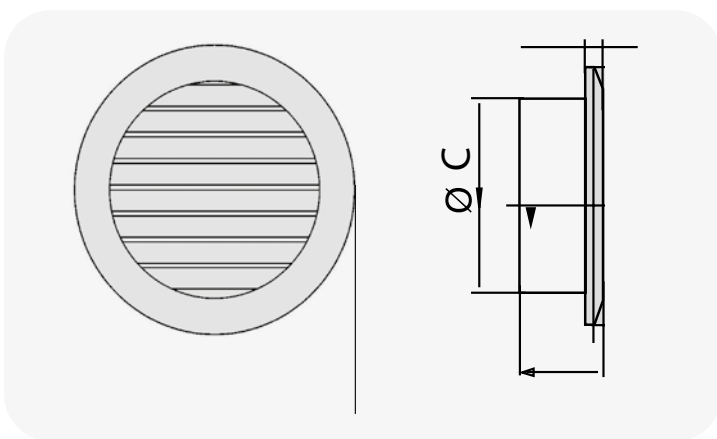
**Datasheet**




 **ROUND GRILLE FOR FLUSH-MOUNTING IN ALUMINIUM WITH MESH**

 **GRILLE RONDE INTÉGRÉ EN ALUMINIUM AVEC MAILLE**

 **ALUMINIUM-RUNDGITTER FÜR DEN EINBAU MIT NETZ**



CODE	DESCRIPTION	AIR PASSAGE [cm <sup>2</sup> ]	EXT. DIM. ØA[mm]	DEPTH B[mm]	INTERNAL ØC [mm]	U.M.	 Pieces per box
11160420	RECESSED ALUMINIUM ROUND GRILLE Ø 110 WITH MESH	29,41	110	55	75	PCS	1
11160425	RECESSED ALUMINIUM ROUND GRILLE Ø 125 WITH MESH	37,28	125	55	93	PCS	1
11160430	RECESSED ALUMINIUM ROUND GRILLE Ø 145 WITH MESH	56,39	145	55	115	PCS	1
11160435	RECESSED ALUMINIUM ROUND GRILLE Ø 170 WITH MESH	77,56	170	55	135	PCS	1
11160440	RECESSED ALUMINIUM ROUND GRILLE Ø 220 WITH MESH	150,23	220	55	185	PCS	1

**Datasheet**



**FLUSH-MOUNTED CIRCULAR GRILLE IN ALUMINIUM**

**TECHNICAL SPECIFICATIONS**

- Made of die-cast aluminium alloy
- Suitable for both air delivery and air intake
- Mounted using flat-head screws
- Wall- or ceiling-mounted
- Weather-resistant material
- Temperature range -40°C/90°C
- Equipped with stainless steel insect screen

**GRILLE CIRCULAIRE INTÉGRÉ EN ALUMINIUM**


**CARACTÉRISTIQUES TECHNIQUES**

- Fabriqué en alliage d'aluminium moulé sous pression
- Idéale tant pour le refoulement que pour la reprise d'air
- Montage à l'aide de vis rétractables
- Montage mural ou au plafond
- Matériau résistant aux agents atmosphériques
- Plage de température -40 °C/90 °C
- Équipée d'un filet anti-insectes en acier inoxydable

**EINBAU-RUNDGITTER AUS ALUMINIUM**

**TECHNISCHE EIGENSCHAFTEN**

- Aus Aluminiumdruckgusslegierung
- Geeignet sowohl für Zu- als auch für Abluft
- Montage mit versenkten Schrauben
- Wand- oder Deckenmontage
- Hohe Witterungsbeständigkeit
- Temperaturbereich -40 °C / 90 °C
- Ausgestattet mit Edelstahl-Insektenschutzgitter



Grille for flush-mounted wall installation suitable for ventilation systems for both residential and industrial structures.

CODE	DESCRIPTION	DIMENSIONS [mm]		U.M.	Pieces per box
		Ød	ØD		
PWC600001	INSET CIRCULAR ALUMINIUM GRILLE Ø 100	100	125	PCS	1
PWC600002	INSET CIRCULAR ALUMINIUM GRILLE Ø 125	125	150	PCS	1
PWC600003	INSET CIRCULAR ALUMINIUM GRILLE Ø 150	150	180	PCS	1
PWC600004	INSET CIRCULAR ALUMINIUM GRILLE Ø 200	200	225	PCS	1
PWC600005	INSET CIRCULAR ALUMINIUM GRILLE Ø 250	250	275	PCS	1
PWC600006	INSET CIRCULAR ALUMINIUM GRILLE Ø 315	315	350	PCS	1

[Datasheet](#)



**SUF**

**FLUSH-MOUNTED CIRCULAR GRILLE IN STAINLESS STEEL**

**TECHNICAL SPECIFICATIONS**

- Made of AISI 304 stainless steel
- Equipped with anti-insect mesh
- Fastening with rear springs or screws

**GRILLE CIRCULAIRE EN ACIER INOXYDABLE INTÉGRÉ**

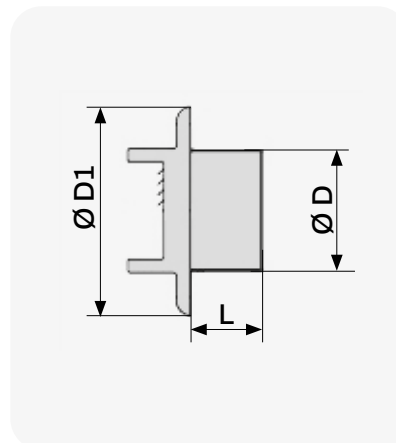
**CARACTÉRISTIQUES TECHNIQUES**

- Fabriqué en acier inoxydable AISI 304
- Équipé d'un filet anti-insectes
- Fixation avec des ressorts arrière ou des vis

**EINBAU-RUNDGITTER AUS EDELSTAHL**

**TECHNISCHE EIGENSCHAFTEN**

- Aus Edelstahl AISI 304
- Mit Insektenschutzgitter
- Montage mit hinteren Federn oder Schrauben



CODE	DESCRIPTION	COLLAR ØD [mm]	EXTERNAL ØD1 [mm]	DEPTH L [mm]	AIR FLOW [SPEED 2m/s] m²/h	U.M.	Pieces per box
11161367	RECESSED VENTILATION CIRCULAR GRID IN STAINLESS STEEL "SUF100"	97	133	52	57	PCS	1

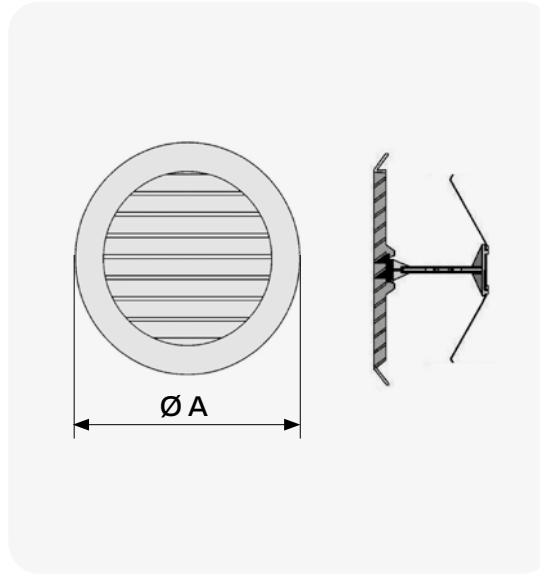
[Datasheet](#)




 **ROUND GRILLE IN COPPER WITH SPRINGS AND MESH**

 **GRILLE ROND EN CUIVRE AVEC RESSORTS ET MAILLE**

 **KUPFER-RUNDGITTER MIT FEDERN UND NETZ**



CODE	DESCRIPTION	AIR PASSAGE [cm <sup>2</sup> ]	EXTERNAL DIMENSIONS ØA [mm]	HOLE INLET Ø MIN/MAX [mm]	U.M.	 Pieces per box
11160480	COPPER ROUND GRILLE Ø 145 WITH SPRING-LOADED CLIPS AND MESH	56	130	80 / 125	PCS	1
11160485	COPPER ROUND GRILLE Ø 185 WITH SPRING-LOADED CLIPS AND MESH	94	180	125 / 160	PCS	1
11160490	COPPER ROUND GRILLE Ø 220 WITH SPRING-LOADED CLIPS AND MESH	150	240	160 / 200	PCS	1

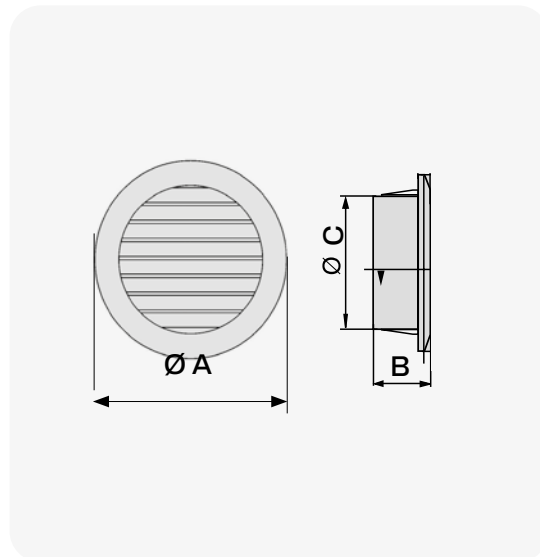
[Datasheet](#)




 **ROUND GRILLE FOR FLUSH-MOUNTING IN COPPER WITH MESH**

 **GRILLE DE CUIVRE RONDE INTÉGRÉ AVEC MAILLE**

 **KUPFER-RUNDGITTER FÜR DEN EINBAU MIT NETZ**



CODE	DESCRIPTION	AIR PASSAGE [cm <sup>2</sup> ]	EXTERNAL DIMENSIONS ØA [mm]	DEPTH B [mm]	INT. ØC [MM]	U.M.	 Pieces per box
11160500	RECESSED COPPER ROUND GRILLE Ø 110 WITH MESH	29,41	110	55	75	PCS	1
11160515	RECESSED COPPER ROUND GRILLE Ø 170 WITH MESH	77,56	170	55	135	PCS	1
11160520	RECESSED COPPER ROUND GRILLE Ø 220 WITH MESH	150,23	200	55	185	PCS	1

[Datasheet](#)



 **WATERPROOF GRILLE IN WHITE ALUMINIUM**

**TECHNICAL SPECIFICATIONS**

- Made of white painted aluminium
- Complete with bird-proof grille

 **GRILLE IMPERMÉABLE EN ALUMINIUM BLANC**

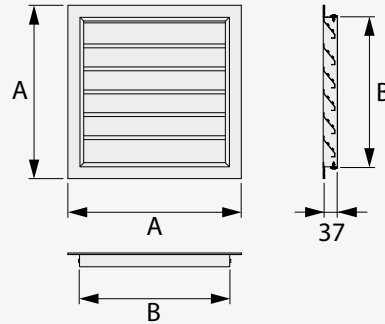
**CARACTÉRISTIQUES TECHNIQUES**

- Fabriqué en aluminium peint en blanc
- Grille anti-volatile fournie

 **WASSERDICHTES GITTER AUS WEISSEM ALUMINIUM**

**TECHNISCHE EIGENSCHAFTEN**

- Aus weiß lackiertem Aluminium
- Komplett mit vogelschutzgitter



CODE	DESCRIPTION	A [mm]	B [mm]	AIR PASSAGE [cm <sup>2</sup> ]	U.M.	Pieces per box
PWC200078	WATERPROOF GRILL WHITE 350x350	353x353	295x295	37	PCS	1
PWC200079	WATERPROOF GRILL WHITE 450x450	453x453	395x395	37	PCS	1
PWC200084	WATERPROOF GRILL WHITE 550x550	653x653	595x595	37	PCS	1

Datasheet



 **SQUARE / RECTANGULAR SUPPORT GRILLE IN ALUMINIUM WITH MESH**

 **GRILLE DE SUPPORT CARRÉE / RECTANGULAIRE EN ALUMINIUM AVEC MAILLE**

 **QUADRATISCHES / RECHTECKIGES ALUMINIUM-GITTER ZUM AUFSTÜTZEN MIT NETZ**




Immagine riferita al modello 11160460

DIMENSIONS				
MODEL	A [mm]	B [mm]	C [mm]	D [mm]
11160450	150	150	130	130
11160455	230	230	210	210
11160460	280	150	180	130

CODE	DESCRIPTION	AIR PASSAGE [cm <sup>2</sup> ]	U.M.	Pieces per box
11160450	SURFACE-MOUNTED ALUMINIUM SQUARE GRILLE WITH MESH 150x150	72,07	PCS	1
11160455	SURFACE-MOUNTED ALUMINIUM SQUARE GRILLE WITH MESH 230x230	148,05	PCS	1
11160460	SURFACE-MOUNTED ALUMINIUM RECTANGULAR GRILLE WITH MESH 180x280	144,14	PCS	1

Datasheet



Immagine riferita al modello 11160540

DIMENSIONS				
MODEL	A [mm]	B [mm]	C [mm]	D [mm]
11160530	150	150	130	130
11160535	230	230	210	210
11160540	280	150	180	130

CODE	DESCRIPTION	AIR PASSAGE [cm <sup>2</sup> ]	U.M.	Pieces per box
11160530	SURFACE-MOUNTED COPPER SQUARE GRILLE 150x150 WITH MESH	77,07	PCS	1
11160535	SURFACE-MOUNTED COPPER SQUARE GRILLE 230x230 WITH MESH	148,05	PCS	1
11160540	SURFACE-MOUNTED COPPER RECTANGULAR GRILLE 150x150 WITH MESH	144,14	PCS	1

Datasheet



**UK FLEXIBLE CIRCULAR GRILLE WITH FASTENING SPRING IN WHITE ABS**

**TECHNICAL SPECIFICATIONS**

- Made of TERMOFLEX
- Equipped with anti-insect mesh
- Ideal for blocks of flats
- Installation from inside the home without scaffolding

**FR GRILLE CIRCULAIRE FLEXIBLE AVEC RESSORT DE SERRAGE ABS BLANC**

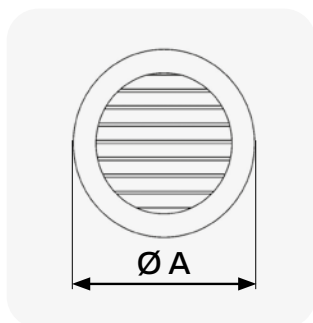
**CARACTÉRISTIQUES TECHNIQUES**

- Fabriqué en TERMOFLEX
- Équipé d'un filet anti-insectes
- Idéal pour les copropriétés
- S'installe de l'intérieur de la maison sans utiliser d'échafaudage


**DE FLEXIBLES RUNDGITTER MIT WEISSER ABS-KLEMMFEDER**

**TECHNISCHE EIGENSCHAFTEN**

- Hergestellt aus TERMOFLEX
- Mit Insektenschutzgitter
- Ideal für Wohnhäuser
- Von innen montierbar, ohne die Verwendung von Gerüsten



TO BE INSERT FROM THE INSIDE



CODE	DESCRIPTION	A [mm]	HOLE Ø MIN / MAX [mm]	AIR PASSAGE [cm²]	U.M.	Pieces per box
11104095	ROUND FLEXIBLES GRIDS WITH FIXING SPRINGS Ø 100-125	155	100 / 150	100	PCS	1
11104096	ROUND FLEXIBLES GRIDS WITH FIXING SPRINGS Ø 125-160	190	125 / 160	132	PCS	1



**GCMF**

**UK CIRCULAR GRILLE WITH FASTENING SPRING IN WHITE ABS**

**TECHNICAL SPECIFICATIONS**

- Made of ABS
- Equipped with anti-insect mesh
- Ideal for blocks of flats
- Installation from inside the home without scaffolding
- Fastening by means of spring

**FR GRILLE CIRCULAIRE AVEC RESSORT DE FIXATION ABS BLANC**

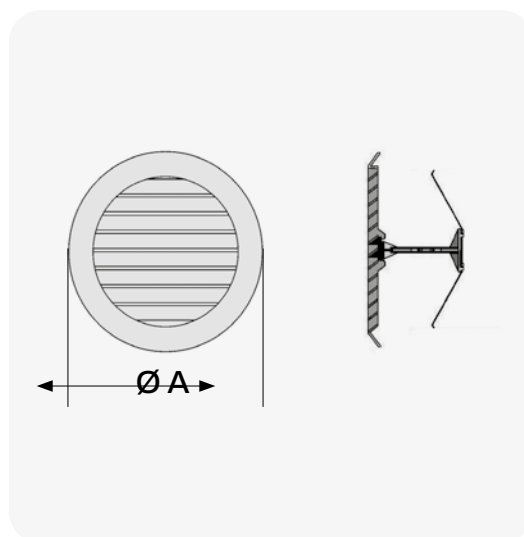
**CARACTÉRISTIQUES TECHNIQUES**

- Fabriqué en ABS
- Équipé d'un filet anti-insectes
- Idéal pour les copropriétés
- S'installe de l'intérieur de la maison sans utiliser d'échafaudage
- Fixation par ressort

**DE GCMF-RUNDGITTER MIT WEISSER ABS-BEFESTIGUNGSFEDER**

**TECHNISCHE EIGENSCHAFTEN**

- Aus ABS
- Mit Insektenschutzgitter
- Ideal für Wohnhäuser
- Von innen montierbar, ohne die Verwendung von Gerüsten
- Befestigung mittels Feder



CODE	DESCRIPTION	Ø A [mm]	HOLE INLET Ø MIN/MAX	AIR PASSAGE [cm²]	U.M.	Pieces per box
11104093	CIRCULAR GRILLE Ø 130	150	63 / 125	100	PCS	1
11104094	CIRCULAR GRILLE Ø 185	180	80 / 160	135	PCS	1



# GRMF



## RECTANGULAR GRILLE WITH FASTENING SPRING IN WHITE ABS

### TECHNICAL SPECIFICATIONS

- Made of ABS
- Equipped with anti-insect mesh
- Fastening by means of spring



## GRILLE RECTANGULAIRE AVEC RESSORT DE FIXATION EN ABS BLANC

### CARACTÉRISTIQUES TECHNIQUES

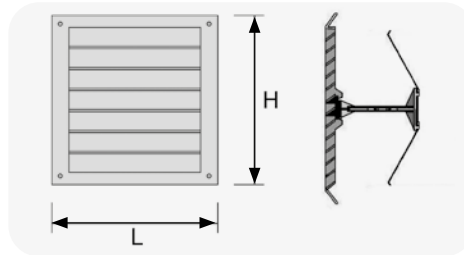
- Fabriqué en ABS
- Équipé d'un filet anti-insectes
- Fixation par ressort



## RECHTECKIGES GITTER MIT WEISSER ABS-BEFESTIGUNGSFEDER

### TECHNISCHE EIGENSCHAFTEN

- Aus ABS
- Mit Insektenschutzgitter
- Befestigung mittels Feder



DIMENSIONS [mm]			
MODEL	L	H	Ø MIN/MAX
11104090	200	150	80 / 140
11104091	230	230	120 / 200

CODE	DESCRIPTION	AIR PASSAGE [cm <sup>2</sup> ]	U.M.	Pieces per box	Datasheet
11104090	GRILLE WITH SPRING-LOADED CLIP 200X150	60	PCS	1	
11104091	GRILLE WITH SPRING-LOADED CLIP 230X230	110	PCS	1	

# G.C.I.



## FLUSH-MOUNTED CIRCULAR GRILLE IN ABS

### TECHNICAL SPECIFICATIONS

- Flush-mounted circular grille in white and grey ABS (only Ø100)
- Suitable for both air delivery and air intake
- Wall- or ceiling-mounted
- Fixed with mounting ribs for Ø 50-80, with screws for Ø100-125-150 or glue
- Equipped with insect screen
- Can be fixed with screws or by snap-fit
- Operating temperature -40°C to +40°C



## GRILLE CIRCULAIRE À ENCASTRER EN ABS

### CARACTÉRISTIQUES TECHNIQUES

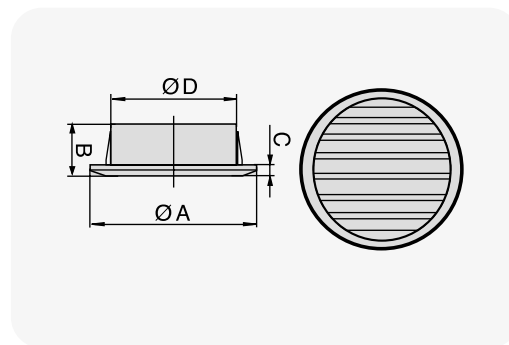
- Grille circulaire à encastrer en ABS blanc et gris (Ø100 uniquement)
- Idéale tant pour le refoulement que pour la reprise d'air
- Montage mural ou au plafond
- Fixé avec des nervures de montage pour Ø 50-80, avec des vis pour Ø100-125-150 ou de la colle
- Équipée d'un filet anti-insectes
- Possibilité de fixation par vis ou par emboîtement
- Température de fonctionnement de -40°C à +40°C



## EINBAU-RUNDGITTER AUS ABS

### TECHNISCHE EIGENSCHAFTEN

- Einbau-Rundgitter aus weißem und grauem Abs (nur Ø 100)
- Geeignet sowohl für Zu- als auch für Abluft
- Wand- oder Deckenmontage
- Befestigt mit Montagerippen für Ø 50-80, mit Schrauben für Ø 100-125-150 oder Klebstoff
- Ausgestattet mit Insektennetz
- Möglichkeit der Befestigung mit Schrauben oder durch Einrasten
- Betriebstemperatur von -40°C bis +40°C



CODE	DESCRIPTION	AIR PASSAGE [cm <sup>2</sup> ]	ØA [mm]	B [mm]	C [mm]	ØD [mm]	U.M.	Pieces per box	Datasheet
11104043	RECESSED CIRCULAR GRILLE Ø 50	7.8	3.5	16.5	--	59	PCS	1	
11104044	RECESSED CIRCULAR GRILLE Ø 80	35	5	19	--	100	PCS	1	
11104045	RECESSED CIRCULAR GRILLE Ø 100	40	4	29	118	128	PCS	1	
11104046	RECESSED CIRCULAR GRILLE Ø 125	65	5	29	148	160	PCS	1	
11104047	RECESSED CIRCULAR GRILLE Ø 150	100	6	29	176	200	PCS	1	
PWC200068	RECESSED CIRCULAR GRILLE Ø 100 - GREY	40	4	29	118	128	PCS	1	

**FLUSH-MOUNTED CIRCULAR GRILLE IN BROWN ABS**

**TECHNICAL SPECIFICATIONS**

- Made of ABS
- Ideal for both intake and delivery of air
- Wall- or ceiling-mounted

**GRILLE CIRCULAIRE INTÉGRÉ EN ABS MARRON**

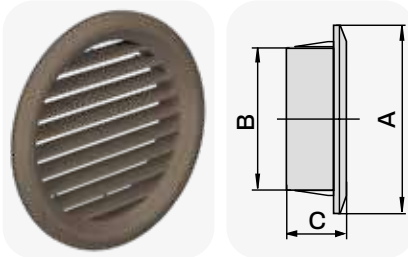
**CARACTÉRISTIQUES TECHNIQUES**

- Fabriqué en ABS
- Idéal pour la récupération et la livraison d'air
- Montage mural ou au plafond

**EINBAU-RUNDGITTER AUS BRAUNEM ABS**

**TECHNISCHE EIGENSCHAFTEN**

- Aus ABS
- Ideal für Zu- und Abluft
- Wand- oder Deckenmontage



CODE	DESCRIPTION	AIR PASSAGE [cm <sup>2</sup> ]	A [mm]	B [mm]	C [mm]	U.M.	Pieces per box
11104200	FLUSH-FIT ROUND GRILLE IN BROWN ABS Ø 100	40	128	100	29	PCS	1
11104210	FLUSH-FIT ROUND GRILLE IN BROWN ABS Ø 125	65	160	125	29	PCS	1
11104220	FLUSH-FIT ROUND GRILLE IN BROWN ABS Ø 150	100	200	150	29	PCS	1

**Datasheet**



**REMOVABLE RECTANGULAR GRILLE IN WHITE ABS**

**TECHNICAL SPECIFICATIONS**

- Made of ABS
- Ideal for both intake and delivery of air
- Wall- or ceiling-mounted
- Operating temperature -40°C to +40°C

**GRILLE D'EXTRACTION RECTANGULAIRE EN ABS BLANC**


**CARACTÉRISTIQUES TECHNIQUES**

- Fabriqué en ABS
- Idéal pour la récupération et la livraison d'air
- Montage mural ou au plafond
- Température de fonctionnement -40°C à +40°C

**RECHTECKIGES AUSZIEHGITTER IN WEISSEM ABS**

**TECHNISCHE EIGENSCHAFTEN**

- Aus ABS
- Ideal für Zu- und Abluft
- Wand- oder Deckenmontage
- Betriebstemperatur -40°C bis +40°C



CODE	DESCRIPTION	B [mm]	H [mm]	H1 [mm]	B1 [mm]	L [mm]	AIR PASSAGE [cm <sup>2</sup> ]	U.M.	Pieces per box
11104250	REMOVABLE RECTANGULAR GRILLE IN WHITE ABS	156	151	95	110	18	47	PCS	1

**Datasheet**



**REMOVABLE RECTANGULAR GRILLE WITH ROUND FLANGE IN WHITE ABS**

**TECHNICAL SPECIFICATIONS**

- Made of ABS
- Ideal for both intake and delivery of air
- Wall- or ceiling-mounted
- Operating temperature -40°C to +40°C
- Back circular coupler

**GRILLE RECTANGULAIRE AMOVIBLE AVEC BRIDE RONDE EN ABS BLANC**

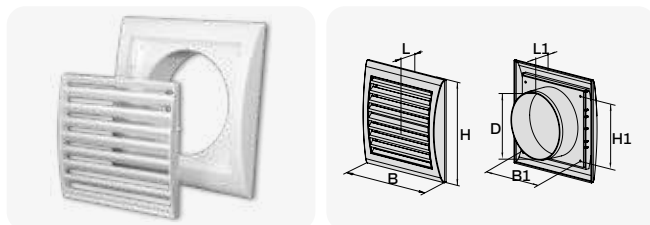
**CARACTÉRISTIQUES TECHNIQUES**

- Fabriqué en ABS
- Idéal pour la récupération et la livraison d'air
- Montage mural ou au plafond
- Température de fonctionnement de -40°C à +40°C
- Raccord circulaire arrière

**ABNEHMBARES RECHTECKGITTER MIT RUNDEM FLANSCH AUS WEISSEM ABS**

**TECHNISCHE EIGENSCHAFTEN**

- Aus ABS
- Ideal für Zu- und Abluft
- Wand- oder Deckenmontage
- Betriebstemperatur von -40°C bis +40°C
- Runder Anschluss hinten



CODE	DESCRIPTION	B [mm]	H [mm]	H1 [mm]	B1 [mm]	L [mm]	L1 [mm]	ØD [mm]	AIR PASSAGE [cm <sup>2</sup> ]	U.M.	Pieces per box
11104270	REMOVABLE GRILLE IN WHITE ABS 150 x 150 CONNECTOR Ø 100	156	151	95	110	18	35	100	47	PCS	1
11104280	REMOVABLE GRILLE IN WHITE ABS 190 x 190 CONNECTOR Ø 125	193	188	135	151	18	35	125	81	PCS	1
11104290	REMOVABLE GRILLE IN WHITE ABS 190 x 190 CONNECTOR Ø 150	193	188	135	151	18	35	150	81	PCS	1

**Datasheet**



# G.R.P.

## WALL-MOUNTED RECTANGULAR GRILLE IN WHITE ABS

### TECHNICAL SPECIFICATIONS

- Made of ABS
- Ideal for both intake and delivery of air
- Wall- or ceiling-mounted
- Equipped with anti-insect mesh
- Easy to clean
- Easily removable grille exterior
- Operating temperature -40°C to +40°C

## GRILLE RECTANGULAIRE MURALE EN ABS BLANC

### CARACTÉRISTIQUES TECHNIQUES

- Fabriqué en ABS
- Idéal pour la récupération et la livraison d'air
- Montage mural ou au plafond
- Équipé d'un filet anti-insectes
- Facile à nettoyer
- Partie extérieure de la grille facilement amovible
- Température de fonctionnement de -40°C à +40°C

## RECHTECKIGES WANDGITTER G.R.P. IN WEISS ABS

### TECHNISCHE EIGENSCHAFTEN

- Aus ABS
- Ideal für Zu- und Abluft
- Wand- oder Deckenmontage
- Mit Insektenschutzgitter
- Leicht zu reinigen
- Leicht abnehmbarer äußerer Teil des Gitters
- Betriebstemperatur von -40°C bis +40°C



CODE	DESCRIPTION	A [mm]	B [mm]	C [mm]	D [mm]	E [mm]	F [mm]	AIR PASSAGE [cm <sup>2</sup> ]	U.M.	Pieces per box
11104052	WALL-MOUNTED RECTANGULAR GRILLE "G.R.P. 200 x 200"	179	204	10	16	204	175	92	PCS	1
11104053	WALL-MOUNTED RECTANGULAR GRILLE "G.R.P. 220 x 300"	205	221	10	16	299	283	237	PCS	1
11104054	WALL-MOUNTED RECTANGULAR GRILLE "G.R.P. 300 x 220"	283	299	15	16	221	205	260	PCS	1

Datasheet



# G.R.V.I.

## WALL-MOUNTED RECTANGULAR GRILLE WITH ADJUSTABLE FLUSH-MOUNTED DIAMETER IN WHITE ABS

### TECHNICAL SPECIFICATIONS

- Made of ABS
- Ideal for both intake and delivery of air
- Wall-mounted or built-in
- Equipped with anti-insect mesh
- Easy to clean
- Easily removable grille exterior
- Rear built-in mounted
- Can be used with circular air ducts from Ø 100mm to Ø 150mm
- Operating temperature -40°C to +40°C

## GRILLE RECTANGULAIRE MURALE AVEC DIAMÈTRE ENCASTRÉ RÉGLABLE EN ABS BLANC


### CARACTÉRISTIQUES TECHNIQUES

- Fabriqué en ABS
- Idéal pour la récupération et la livraison d'air
- Montage mural ou encastré
- Équipé d'un filet anti-insectes
- Facile à nettoyer
- Partie extérieure de la grille facilement amovible
- Montage encastré arrière
- Peut être utilisé avec des conduits d'air circulaires de Ø 100 mm à Ø 150 mm
- Température de fonctionnement de -40°C à +40°C

## RECHTECKIGES WANDGITTER MIT VERSTELLBAREM EINBAUDURCHMESSER IN WEISSEM ABS

### TECHNISCHE EIGENSCHAFTEN

- Aus ABS
- Ideal für Zu- und Abluft
- Wandmontage oder Unterputzmontage
- Mit Insektenschutzgitter
- Leicht zu reinigen
- Leicht abnehmbarer äußerer Teil des Gitters
- Rückseitige Unterputzmontage
- Kann mit kreisförmigen Luftkanälen von Ø 100 mm bis Ø 150 mm verwendet werden
- Betriebstemperatur von -40°C bis +40°C



CODE	DESCRIPTION	AIR PASSAGE [cm <sup>2</sup> ]	U.M.	Pieces per box
11104057	WALL-MOUNTED/RECESSED RECTANGULAR GRILLE "G.R.V.I." Ø 160	180	PCS	1
11104058	WALL-MOUNTED/RECESSED RECTANGULAR GRILLE "G.R.V.I." Ø 170	260	PCS	1

Datasheet



 **TRANSIT GRILLE FOR DOOR IN WHITE - BROWN ABS**

**TECHNICAL SPECIFICATIONS**

- Made of ABS
- Suitable for installation on doors for proper air diffusion between adjacent rooms
- Available in white and brown
- Operating temperature -40°C to +40°C

 **GRILLE DE TRANSIT POUR PORTE EN ABS BLANC - MARRON**

**CARACTÉRISTIQUES TECHNIQUES**


- Fabriqué en ABS
- Convient pour une installation sur les portes pour une bonne diffusion de l'air entre les pièces adjacentes
- Disponible en blanc et marron
- Température de fonctionnement de -40°C à +40°C

 **ÜBERBRÜCKUNGSGITTER FÜR TÜR IN WEISS - BRAUN ABS**

**TECHNISCHE EIGENSCHAFTEN**

- Aus ABS
- Geeignet für die Montage an Türen für die korrekte Belüftung zwischen benachbarten Räumen
- Erhältlich in weiß und braun
- Betriebstemperatur von -40°C bis +40°C




CODE	DESCRIPTION	AIR PASS. [cm²]	U.M.	 Pieces per box
11104300	TRANSFER GRILLE FOR DOOR IN ABS WHITE 460 x 120	190	PCS	1
11104310	TRANSFER GRILLE FOR DOOR IN ABS BROWN 460 x 120	190	PCS	1
PWC100075	TRANSFER GRILLE FOR DOOR IN ABS BROWN 460 x 120	190	PCS	1

**Datasheet**




 **TRANSIT GRILLE IN ANODISED ALUMINIUM**

 **GRILLE DE TRANSIT EN ALUMINIUM ANODISÉ**


 **ÜBERBRÜCKUNGSGITTER AUS ELOXIERTEM ALUMINIUM**



CODE	DIM. EXTERNAL FRAME [mm]	INSTALLATION HOLE SIZE [mm]	DEPTH MIN/MAX [mm]	U.M.	 Pieces per box
W11161565	332 x 132	300 x 100	30 / 47	PCS	1
W11161566	532 x 232	500 x 200	30 / 47	PCS	1
W11161567	432 x 132	400 x 100	30 / 47	PCS	1

**Datasheet**



 **GRILLE FOR KITCHEN FURNITURE UNITS IN WHITE - BROWN ABS**

**TECHNICAL SPECIFICATIONS**

- Made of ABS
- Ideal for ventilation of built-in appliances and heating elements
- Available in white and brown
- Operating temperature -40°C to +40°C

 **GRILLE POUR MEUBLES DE CUISINE ABS BLANC - MARRON**

**CARACTÉRISTIQUES TECHNIQUES**


- Fabriqué en ABS
- Idéal pour la ventilation des appareils encastrés et des éléments chauffants
- Disponible en blanc et marron
- Température de fonctionnement de -40°C à +40°C

 **GITTER FÜR KÜCHENMÖBEL AUS WEISSEM - BRAUNEM ABS**

**TECHNISCHE EIGENSCHAFTEN**

- Aus ABS
- Ideal für die Belüftung von Einbaugeräten und Heizelementen
- Erhältlich in weiß und braun
- Betriebstemperatur von -40°C bis +40°C



CODE	DESCRIPTION	L [mm]	H [mm]	COLOUR	AIR PASSAGE [cm²]	U.M.	 Pieces per box
11104340	GRILLE FOR KITCHEN CABINETS IN ABS WHITE 370 x 130	368	130	WHITE	140	PCS	1
11104350	GRILLE FOR KITCHEN CABINETS IN ABS BROWN 370 x 130	368	130	BROWN	140	PCS	1

**Datasheet**



# G.Q.G.I.

## **SQUARE GRILLE WITH GRAVITY FLAPS IN WHITE ABS**

### TECHNICAL SPECIFICATIONS

- Made of ABS
- Ideal for expulsion of air
- Wall-mounted or built-in
- Gravity-operated flap opening / closure
- Operating temperature -40°C to +40°C

## **GRILLE CARRÉE AVEC AILETTES GRAVITAIRES EN ABS BLANC**

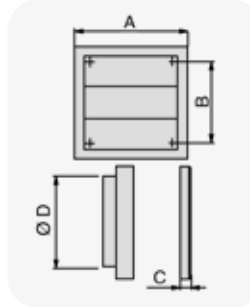
### CARACTÉRISTIQUES TECHNIQUES

- Fabriqué en ABS
- Idéal pour l'expulsion de l'air
- Montage mural ou encastré
- Ouverture / fermeture du volet par gravité
- Température de fonctionnement de -40°C à +40°C


## **QUADRATISCHES GITTER MIT WEISSEN ABS-SCHWERKRAFTLAMELLEN**

### TECHNISCHE EIGENSCHAFTEN

- Aus ABS
- Ideal zum Ablufen
- Wandmontage oder Unterputzmontage
- Öffnen / Schließen der Klappen durch Schwerkraft
- Betriebstemperatur von -40°C bis +40°C



DIMENSIONS [mm]				
MODEL	A	B	C	ØD
G.Q.G.I. Ø100	154	110	45	100
G.Q.G.I. Ø125	186	142	45	125
G.Q.G.P. Ø100	154	110	15	/
G.Q.G.P. Ø125	186	142	15	/

CODE	DESCRIPTION	AIR PASSAGE [cm²]	U.M.	 Pieces per box
11104066	SQUARE GRAVITY LOUVREIN ABS, WHITE "G.Q.G.I." Ø 100 ( CHASED)	75	PCS	1
11104067	SQUARE GRAVITY LOUVREIN ABS, WHITE "G.Q.G.I." Ø 125 (CHASED)	113	PCS	1
11104075	SQUARE GRAVITY LOUVREIN ABS, WHITE "G.Q.G.P." Ø 100 (WALL)	96	PCS	1
11104076	SQUARE GRAVITY LOUVREIN ABS, WHITE "G.Q.G.P." Ø 125 (WALL)	160	PCS	1

Datasheet



## **SQUARE GRILLE WITH MANUAL ADJUSTMENT IN WHITE PLASTIC ABS**

### TECHNICAL SPECIFICATIONS

- Made of ABS
- Ideal for both intake and delivery of air
- Wall-mounted
- Equipped with anti-insect mesh
- Easy to clean
- Easily removable grille exterior
- Manual opening adjustment via lever
- Operating temperature -40°C to +40°C

## **GRILLE CARRÉE RÉGLABLE MANUEL EN PLASTIQUE ABS BLANC**

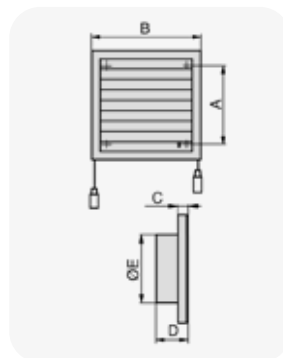
### CARACTÉRISTIQUES TECHNIQUES

- Fabriqué en ABS
- Idéal pour la récupération et la livraison d'air
- Montage mural
- Équipé d'un filet anti-insectes
- Facile à nettoyer
- Partie extérieure de la grille facilement amovible
- Réglage manuel de l'ouverture à l'aide du levier
- Température de fonctionnement de -40°C à +40°C


## **MANUELLES QUADRATISCHES REGELGITTER AUS WEISSEM ABS-KUNSTSTOFF**

### TECHNISCHE EIGENSCHAFTEN

- Aus ABS
- Ideal für Zu- und Abluft
- Wandmontage
- Mit Insektenschutzgitter
- Leicht zu reinigen
- Leicht abnehmbarer äußerer Teil des Gitters
- Manuelle Verstellung der Öffnung mit Hebel
- Betriebstemperatur von -40°C bis +40°C



DIMENSIONS [mm]					
MODEL	A	B	C	D	ØE
Ø100	110	154	15	45	100
Ø125	142	187	15	45	125
Ø150	214	250	15	44	150
Ø100	110	154	15	-	-
Ø125	142	187	15	-	-

CODE	DESCRIPTION	AIR PASSAGE [cm²]	U.M.	 Pieces per box
11104068	RECESSED MANUALLY ADJUSTED SQUARE GRILLE 100	37	PCS	1
11104069	RECESSED MANUALLY ADJUSTED SQUARE GRILLE 125	44	PCS	1
11104073	RECESSED MANUALLY ADJUSTED SQUARE GRILLE 150	88		
11104071	WALL-MOUNTED MANUALLY ADJUSTED SQUARE GRILLE 100	49	PCS	1
11104072	WALL-MOUNTED MANUALLY ADJUSTED SQUARE GRILLE 125	62	PCS	1

Datasheet



 **SQUARE GRILLE WITH FLUSH-MOUNTED WIND PROTECTION IN WHITE PLASTIC ABS**

**TECHNICAL SPECIFICATIONS**

- Made of ABS
- Ideal for both intake and delivery of air
- Wall-mounted, built-in or screw
- Operating temperature -40°C to +40°C

 **GRILLE CARRÉE AVEC PROTECTION INTÉGRÉE CONTRE LE VENT EN PLASTIQUE ABS BLANC**

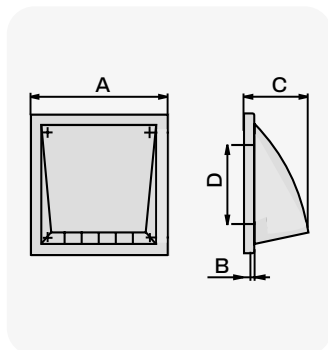
**CARACTÉRISTIQUES TECHNIQUES**

- Fabriqué en ABS
- Idéal pour la récupération et la livraison d'air
- Montage mural, montage encastré ou vis
- Température de fonctionnement de -40°C à +40°C

 **QUADRATISCHES GITTER MIT EINGEBAUTEM WINDSCHUTZAUSWEISSEM ABS-KUNSTSTOFF**

**TECHNISCHE EIGENSCHAFTEN**

- Aus ABS
- Ideal für Zu- und Abluft
- Wandmontage, Unterputzmontage oder Schrauben
- Betriebstemperatur von -40°C bis +40°C



DIMENSIONS [mm]				
MODEL	A	B	C	D
Ø102	154	15	86	100
Ø122	187	15	101	125
Ø152	187	15	101	150

CODE	DESCRIPTION	AIR PASSAGE [cm²]	U.M.	Pieces per box
11104070	WHITE SQUARE GRILLE WITH FLUSH-MOUNTED WIND PROTECTION Ø102	79	PCS	1
11104074	WHITE SQUARE GRILLE WITH FLUSH-MOUNTED WIND PROTECTION Ø122	120	PCS	1
11104077	WHITE SQUARE GRILLE WITH FLUSH-MOUNTED WIND PROTECTION Ø152	120	PCS	1
PWC200066	GREY SQUARE GRILLE WITH FLUSH-MOUNTED WIND PROTECTION Ø102	79	PCS	1

[Datasheet](#)



**G.M.P.**

 **SQUARE WALL-MOUNTED GRILLE IN WHITE METAL**

**TECHNICAL SPECIFICATIONS**

- Made of white painted metal
- Ideal for both intake and delivery of air
- Equipped with anti-insect mesh
- Indoor / outdoor use
- Easy to assemble
- Intermediate hole present midway between the two holes along the side, if required

 **GRILLE MURALE CARRÉE EN MÉTAL BLANC**

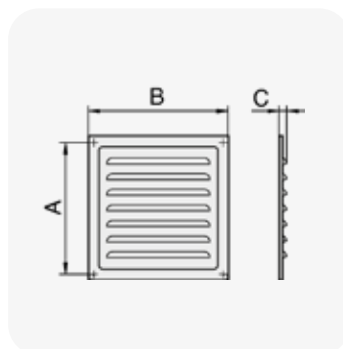
**CARACTÉRISTIQUES TECHNIQUES**

- Fabriqué en métal peint en blanc
- Idéal pour la récupération et la livraison d'air
- Équipé d'un filet anti-insectes
- Utilisation à l'intérieur/ à l'extérieur
- Facile à assembler
- Trou intermédiaire présent à mi-chemin entre les deux trous le long du côté, si nécessaire

 **QUADRATISCHES WANDGITTER AUS WEISSEM METALL**

**TECHNISCHE EIGENSCHAFTEN**

- Aus weiß lackiertem Metall
- Ideal für Zu- und Abluft
- Mit Insektenschutzgitter
- Innen- / Außenbereich
- Leicht zu Montieren
- Zwischenloch mittig zwischen den beiden Löchern entlang der Seite vorhanden, falls erforderlich



DIMENSIONS [mm]			
MODEL	A	B	C
"G.M.P." 125	111	125	10
"G.M.P." 150	136	150	10
"G.M.P." 200	182	200	10
"G.M.P." 250	234	250	10
"G.M.P." 300	284	300	10

CODE	DESCRIPTION	AIR PASSAGE [cm²]	U.M.	Pieces per box
11104060	SQUARE WALL-MOUNTED GRILLE IN WHITE METAL	35	PCS	1
11104061	SQUARE WALL-MOUNTED GRILLE IN WHITE METAL	60	PCS	1
11104062	SQUARE WALL-MOUNTED GRILLE IN WHITE METAL	117	PCS	1
11104063	SQUARE WALL-MOUNTED GRILLE IN WHITE METAL	166	PCS	1
11104064	SQUARE WALL-MOUNTED GRILLE IN WHITE METAL	249	PCS	1

[Datasheet](#)



 **SQUARE OUTDOOR GRILLE  
IN ANODISED ALUMINIUM**

**TECHNICAL SPECIFICATIONS**

- Made of anodised aluminium
- Equipped with anti-insect mesh
- Fastening with screws

 **GRILLE CARRÉE  
D'EXTÉRIEUR EN  
ALUMINIUM ANODISÉA**

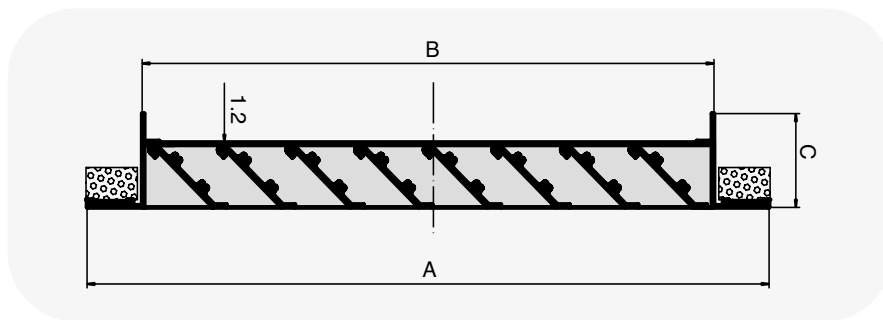
**CARACTÉRISTIQUES TECHNIQUES**


- Fabriqué en aluminium anodisé
- Équipé d'un filet anti-insectes
- Fixation avec des vis

 **QUADRATISCHER GITTER  
AUS ELOXIERTEM  
ALUMINIUM**

**TECHNISCHE EIGENSCHAFTEN**


- Aus eloxiertem Aluminium
- Mit Insektenschutzgitter
- Montage mit Schrauben



CODE	DESCRIPTION	EXTER. DIM.	BACK COUPLER SIZE	DEPTH	AIR FLOW [VEL. 2 m/s] m <sup>2</sup> /h	U.M.	 Pieces per box
		A [mm]	B [mm]				
11161656	SQUARE OUTDOOR GRILLE IN ANODISED ALUMINIUM	358x358	300x300	48	400	PCS	1
11161657	SQUARE OUTDOOR GRILLE IN ANODISED ALUMINIUM	458x458	400x400	48	890	PCS	1
11161658	SQUARE OUTDOOR GRILLE IN ANODISED ALUMINIUM	558x558	500x500	48	960	PCS	1

**Datasheet**



CODE	DESCRIPTION	U.M.	 Pieces per box
PWD401721	INSULATED PLENUM IN METAL SHEET FOR EXTERNAL SQUARE ALUMINIUM VENTILATION GRILLE 300x300 PREPARED FOR REAR ENTRY Ø150/200	PCS	1
PWD401722	INSULATED PLENUM IN METAL SHEET FOR EXTERNAL SQUARE ALUMINIUM VENTILATION GRILLE 400x400 PREPARED FOR REAR ENTRY Ø150/200	PCS	1
PWD401723	INSULATED PLENUM IN METAL SHEET FOR EXTERNAL SQUARE ALUMINIUM VENTILATION GRILLE 400x400 PREPARED FOR REAR ENTRY Ø250	PCS	1
PWD401724	INSULATED PLENUM IN METAL SHEET FOR EXTERNAL SQUARE ALUMINIUM VENTILATION GRILLE 500x500 PREPARED FOR REAR ENTRY Ø300	PCS	1
PWD401725	INSULATED PLENUM IN METAL SHEET FOR EXTERNAL SQUARE ALUMINIUM VENTILATION GRILLE 500x500 PREPARED FOR REAR ENTRY Ø350	PCS	1

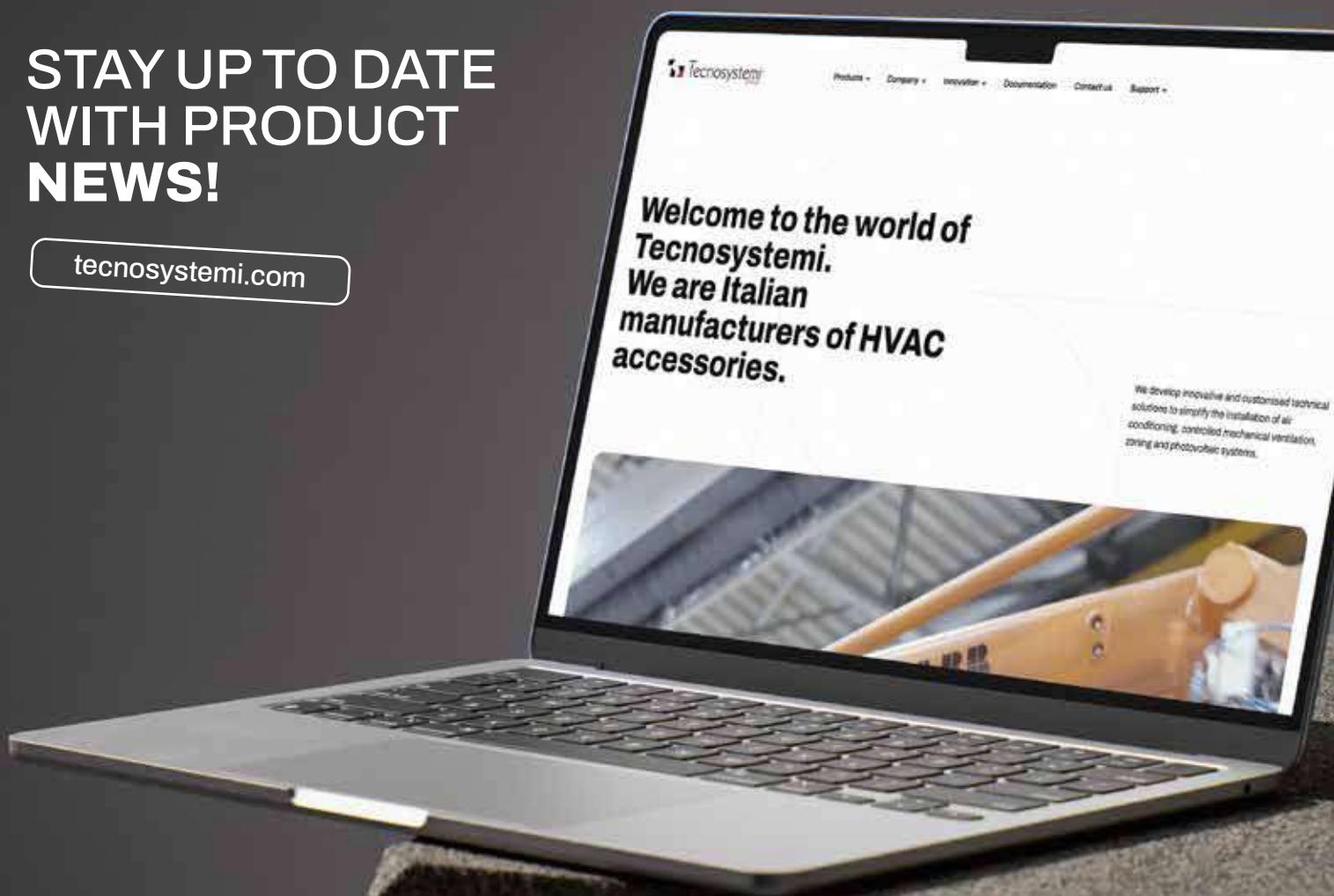
**Datasheet**





STAY UP TO DATE  
WITH PRODUCT  
NEWS!

[tecnosystemi.com](http://tecnosystemi.com)





# Project Wind

Ventilation Solutions

## INDEX CATALOGUE 39

CODE	PAGE	CODE	PAGE	CODE	PAGE	CODE	PAGE	CODE	PAGE
11104043	275	11126520	244	11154180	235	11160515	272	11161379	265
11104044	275	11128080	248	11154204	235	11160520	272	11161380	266
11104045	275	11128082	248	11154254	235	11160530	273	11161380B	266
11104046	275	11128084	248	11154305	235	11160530	273	11161381	266
11104047	275	11128090	248	11154356	235	11160535	273	11161381B	266
11104052	277	11150031	247	11156001	238	11160535	273	11161382	267
11104053	277	11150051	248	11156002	238	11160540	273	11161382B	267
11104054	277	11150054	248	11156003	238	11160540	273	11161383	267
11104057	277	11150055	248	11156004	238	11161260	20	11161383B	267
11104058	277	11150060	248	11156005	238	11161261	20	11161384	267
11104060	280	11150062	248	11156006	238	11161262	20	11161384B	267
11104061	280	11150064	248	11156085	232	11161263	20	11161385	267
11104062	280	11151080	230	11156102	232	11161264	20	11161385B	267
11104063	280	11151102	230	11156127	232	11161265	20	11161386	268
11104064	280	11151127	230	11156152	232	11161266	20	11161386B	268
11104066	279	11151140	230	11156180	232	11161319	46	11161387	268
11104067	279	11151152	230	11156203	232	11161320	46	11161387B	268
11104068	279	11151180	230	11156254	232	11161321	46	11161388	266
11104069	279	11151204	230	11156305	232	11161322	46	11161389	268
11104070	280	11151254	230	11156356	232	11161323	46	11161389B	268
11104071	279	11151305	230	11156610	232	11161367	271	11161390	269
11104072	279	11151356	230	11157085	233	11161370	262	11161390B	269
11104073	279	11152080	231	11157102	233	11161370B	262	11161391B	265
11104074	280	11152102	231	11157127	233	11161370C	262	11161391C	265
11104075	279	11152127	231	11157152	233	11161370D	262	11161602	161
11104076	279	11152140	231	11157180	233	11161371	262	11161603	161
11104077	280	11152152	231	11157203	233	11161371B	262	11161604	161
11104090	275	11152180	231	11157254	233	11161371C	262	11161605	160
11104091	275	11152204	231	11157305	233	11161372	263	11161605F	160
11104093	274	11152254	231	11157356	233	11161372B	263	11161606	160
11104094	274	11152305	231	11160325	18	11161372C	263	11161606F	160
11104095	274	11152356	231	11160330	18	11161373	263	11161607	160
11104096	274	11153080	234	11160400	270	11161373B	263	11161607F	160
11104200	276	11153102	234	11160405	270	11161373C	263	11161656	281
11104210	276	11153127	234	11160410	270	11161374	263	11161657	281
11104220	276	11153140	234	11160420	270	11161374B	263	11161658	281
11104250	276	11153152	234	11160425	270	11161374C	263	11161790	239
11104270	276	11153180	234	11160430	270	11161375	264	11161791	239
11104280	276	11153204	234	11160435	270	11161375B	264	11161792	239
11104290	276	11153254	234	11160440	270	11161375C	264	11161793	239
11104300	278	11153305	234	11160450	273	11161376	264	11161794	239
11104310	278	11153356	234	11160455	273	11161376B	264	11161795	240
11104340	278	11154080	235	11160460	273	11161377	262	11161796	240
11104350	278	11154102	235	11160480	272	11161377B	262	11161797	240
11126370	244	11154127	235	11160485	272	11161378	264	11161798	240
11126375	245	11154140	235	11160490	272	11161378B	264	11161799	240
11126380	246	11154152	235	11160500	272	11161378C	264	11161803	246

CODE	PAGE	CODE	PAGE	CODE	PAGE	CODE	PAGE	CODE	PAGE
11161804	246	11175420	17	31500170	256	31600030	100	50001012	253
11161805	240	11175430	17	31500180	256	31600035	100	50001013	253
11161806	240	11175440	17	31500182	256	31600040	102	50001014	253
11161807	240	11175450	17	31500184	256	31600045	102	50001015	252
11161808	240	11175460	17	31500200	256	31600050	102	50002018	252
11161810	240	11175470	17	31500210	256	31600055	102	50002020	252
11161812	240	11176000	39	31500220	256	31600060	102	50002021	252
11161813	239	11176010	39	31500230	256	31600105	102	50002024	252
11161814	237	11176020	39	31500240	256	31600110	102	50002025	253
11161815	239	11176030	40	31500242	256	31600115	102	50002026	253
11161816	237	11176040	40	31500244	256	31600120	102	ACD600091	16
11161820	241	11176050	40	31500260	257	31600125	102	PWC100001	37
11161821	241	11176060	40	31500270	257	31600240	103	PWC100002	37
11161822	241	11176070	40	31500280	257	31600240	103	PWC100003	37
11161823	241	11176080	40	31500290	257	31600245	103	PWC100004	37
11161824	241	11176090	40	31500300	257	31600245	103	PWC100005	38
11161830	260	11176100	40	31500302	257	31600250	103	PWC100006	38
11161831	260	11176150	36	31500304	257	31600250	103	PWC100007	38
11161833	260	11176160	36	31500320	257	31600255	103	PWC100008	38
11161834	260	11176170	36	31500330	257	31600255	103	PWC100009	20
11161840	260	11176180	36	31500340	257	31600260	103	PWC100018	19
11161841	260	11176200	56	31500350	257	31600260	103	PWC100019	19
11161842	240	11176210	57	31500360	257	31600265	103	PWC100020	20
11161863	242	11176235	57	31500362	257	31600265	103	PWC100021	20
11161864	242	11176235	245	31500364	257	31600270	103	PWC100022	27
11161865	242	11176250	57	31500380	258	31600270	103	PWC100023	27
11161867	242	11176260	57	31500390	258	31600275	103	PWC100024	28
11161868	253	11176270	33	31500400	258	31600275	103	PWC100025	28
11161869	253	22200121	247	31500410	258	31600390	104	PWC100026	23
11175020	42	22200131	247	31500420	258	31600395	104	PWC100027	23
11175025	42	22200141	247	31500422	258	31600400	104	PWC100043	25
11175030	42	22200151	247	31500424	258	31600405	104	PWC100043	25
11175060	43	22200161	247	31500440	259	31600410	104	PWC100044	25
11175061	43	22200171	247	31500450	259	31600415	104	PWC100044	25
11175062	43	22200181	247	31500460	259	31600455	104	PWC100046	33
11175064	43	22200191	247	31500470	259	31600460	104	PWC100047	33
11175100	24	31500020	255	31500480	259	31600465	104	PWC100048	33
11175105	24	31500030	255	31500482	259	31600470	104	PWC100049	20
11175110	24	31500040	255	31500484	259	31600475	104	PWC100052	33
11175115	24	31500050	255	31500510	259	31600480	104	PWC100053	19
11175120	24	31500060	255	31500520	259	50000000	250	PWC100054	23
11175130	261	31500062	255	31500530	259	50000001	250	PWC100055	25
11175132	261	31500064	255	31500540	259	50000002	250	PWC100055	25
11175135	261	31500080	255	31500550	259	50000003	250	PWC100057	25
11175137	261	31500090	255	31500552	259	50000004	250	PWC100057	25
11175140	261	31500100	255	31500560	259	50000005	250	PWC100058	25
11175142	261	31500110	255	31500562	259	50000006	250	PWC100058	25
11175150	44	31500120	255	31500564	259	50000056	250	PWC100059	25
11175155	44	31500122	255	31500590	247	50000058	250	PWC100059	25
11175160	44	31500124	255	31600010	100	50000060	250	PWC100060	25
11175165	44	31500140	256	31600015	100	50000062	250	PWC100060	25
11175400	17	31500150	256	31600020	100	50001010	252	PWC100062	25
11175410	17	31500160	256	31600025	100	50001011	252	PWC100062	25

CODE	PAGE	CODE	PAGE	CODE	PAGE	CODE	PAGE	CODE	PAGE
PWC100066	25	PWC200030	52	PWC500029	239	PWC500100	259	PWD100024	12
PWC100066	25	PWC200031	52	PWC500030	239	PWC500101	45	PWD100025	12
PWC100075	278	PWC200042	51	PWC500031	239	PWC500102	45	PWD100031	12
PWC100096	25	PWC200066	280	PWC500037	32	PWC600001	271	PWD100032	12
PWC100096	25	PWC200068	275	PWC500037	32	PWC600002	271	PWD100033	12
PWC100097	25	PWC200070	52	PWC500038	32	PWC600003	271	PWD100034	12
PWC100097	25	PWC200071	52	PWC500038	32	PWC600004	271	PWD100035	12
PWC100098	25	PWC200072	46	PWC500039	32	PWC600005	271	PWD200003	51
PWC100098	25	PWC200073	46	PWC500041	257	PWC600006	271	PWD200004	51
PWC100099	25	PWC200074	46	PWC500042	258	PWC600009	251	PWD200007	49
PWC100099	25	PWC200075	35	PWC500043	259	PWC600010	251	PWD200008	49
PWC100101	26	PWC200076	35	PWC500044	259	PWC600011	251	PWD200009	49
PWC100102	26	PWC200077	35	PWC500046	258	PWC600012	251	PWD200010	49
PWC100103	26	PWC200078	273	PWC500047	258	PWC600013	251	PWD200014	53
PWC100104	26	PWC200079	273	PWC500048	258	PWC600014	251	PWD200026	51
PWC100105	26	PWC200080	52	PWC500049	258	PWC600015	251	PWD200028	59
PWC100106	24	PWC200081	35	PWC500050	258	PWC600016	251	PWD200028	59
PWC100107	24	PWC200082	35	PWC500051	258	PWC600017	251	PWD200029	59
PWC100108	24	PWC200083	35	PWC500052	258	PWC600018	251	PWD200029	59
PWC100109	24	PWC200084	273	PWC500053	258	PWC600019	251	PWD200030	59
PWC100110	24	PWC300058	56	PWC500055	255	PWC600022	251	PWD200030	59
PWC100111	24	PWC300059	98	PWC500056	256	PWC600024	251	PWD200031	60
PWC100112	24	PWC300060	98	PWC500057	256	PWC600026	251	PWD200031	60
PWC100113	24	PWC300061	98	PWC500058	257	PWC600027	251	PWD200032	60
PWC100114	26	PWC300062	98	PWC500074	263	PWC600029	251	PWD200032	60
PWC100114	26	PWC300063	98	PWC500075	263	PWC600030	251	PWD200033	61
PWC100115	26	PWC300064	99	PWC500076	264	PWC600031	251	PWD200034	61
PWC100115	26	PWC300065	99	PWC500077	264	PWC600032	251	PWD200035	61
PWC100116	26	PWC300066	99	PWC500078	265	PWC600033	251	PWD200039	54
PWC100116	26	PWC300067	99	PWC500082	262	PWC600034	251	PWD300190	219
PWC100117	26	PWC300068	99	PWC500083	266	PWC600035	251	PWD300191	220
PWC100117	26	PWC300089	55	PWC500084	264	PWC600038	251	PWD300192	221
PWC100118	34	PWC400001	255	PWC500085	266	PWC600039	251	PWD300193	222
PWC100119	35	PWC400006	245	PWC500086	267	PWC600046	102	PWD300194	223
PWC100119	35	PWC400013	17	PWC500087	267	PWC600047	102	PWD300195	224
PWC100120	35	PWC400014	17	PWC500088	267	PWC600048	102	PWD300196	225
PWC100120	35	PWC400015	230	PWC500089	267	PWC600049	102	PWD300197	226
PWC100121	35	PWC400016	231	PWC500090	268	PWD100001	21	PWD300198	227
PWC100121	35	PWC400017	232	PWC500091	268	PWD100002	21	PWD301301	228
PWC100122	35	PWC400018	233	PWC500092	269	PWD100003	21	PWD301302	229
PWC100122	35	PWC400019	234	PWC500093	29	PWD100004	21	PWD301303	229
PWC100123	34	PWC400020	235	PWC500093	29	PWD100005	21	PWD301360	97
PWC200001	58	PWC500007	243	PWC500094	29	PWD100006	21	PWD301361	97
PWC200003	58	PWC500008	243	PWC500094	29	PWD100007	21	PWD301362	97
PWC200016	51	PWC500009	243	PWC500095	29	PWD100008	21	PWD301363	97
PWC200017	51	PWC500010	243	PWC500095	29	PWD100009	21	PWD301364	97
PWC200018	50	PWC500011	243	PWC500096	29	PWD100010	21	PWD301365	97
PWC200019	50	PWC500013	243	PWC500096	29	PWD100011	39	PWD301366	97
PWC200020	50	PWC500014	243	PWC500097	29	PWD100014	12	PWD301367	97
PWC200022	41	PWC500015	243	PWC500097	29	PWD100015	12	PWD301368	97
PWC200023	41	PWC500016	243	PWC500098	29	PWD100016	12	PWD301369	97
PWC200024	41	PWC500027	101	PWC500098	29	PWD100017	12	PWD301370	97
PWC200027	53	PWC500028	265	PWC500099	259	PWD100018	12	PWD301371	97

CODE	PAGE	CODE	PAGE	CODE	PAGE	CODE	PAGE	CODE	PAGE
PWD301372	97	PWD301497	66	PWD301600	95	PWD301813	87	PWD400226	156
PWD301373	97	PWD301497	66	PWD301601	93	PWD301814	87	PWD400227	156
PWD301374	97	PWD301500	68	PWD301602	93	PWD301815	87	PWD400229	156
PWD301375	97	PWD301500	68	PWD301607	95	PWD301816	87	PWD400230	156
PWD301376	97	PWD301503	70	PWD301608	95	PWD301817	89	PWD400231	156
PWD301377	97	PWD301506	66	PWD301609	93	PWD301818	89	PWD400232	156
PWD301378	97	PWD301506	66	PWD301610	93	PWD301819	89	PWD400233	156
PWD301379	97	PWD301509	68	PWD301613	67	PWD301820	89	PWD400234	156
PWD301410	91	PWD301509	68	PWD301616	69	PWD301821	89	PWD400311	21
PWD301411	91	PWD301512	70	PWD301619	71	PWD301822	87	PWD400342	98
PWD301412	85	PWD301515	66	PWD301622	67	PWD301823	87	PWD400343	98
PWD301413	85	PWD301515	66	PWD301625	69	PWD301824	87	PWD400344	98
PWD301418	91	PWD301518	68	PWD301628	71	PWD301825	87	PWD400345	98
PWD301419	91	PWD301518	68	PWD301631	67	PWD301826	87	PWD400346	98
PWD301420	85	PWD301521	70	PWD301634	69	PWD301827	89	PWD400347	99
PWD301421	85	PWD301524	66	PWD301637	71	PWD301828	89	PWD400348	99
PWD301426	91	PWD301524	66	PWD301640	67	PWD301829	89	PWD400349	99
PWD301427	91	PWD301527	68	PWD301643	69	PWD301830	89	PWD400350	99
PWD301428	85	PWD301527	68	PWD301646	71	PWD301831	89	PWD400351	99
PWD301429	85	PWD301530	70	PWD301649	67	PWD301832	87	PWD400353	156
PWD301434	91	PWD301535	95	PWD301652	69	PWD301833	87	PWD401710	161
PWD301435	91	PWD301536	95	PWD301655	71	PWD301834	87	PWD401711	161
PWD301436	85	PWD301537	93	PWD301663	72	PWD301835	87	PWD401712	161
PWD301437	85	PWD301538	93	PWD301666	72	PWD301836	87	PWD401713	161
PWD301442	91	PWD301543	95	PWD301669	72	PWD301837	89	PWD401715	107
PWD301443	91	PWD301544	95	PWD301672	72	PWD301838	89	PWD401716	107
PWD301444	85	PWD301545	93	PWD301675	72	PWD301839	89	PWD401717	107
PWD301445	85	PWD301546	93	PWD301678	73	PWD301840	89	PWD401718	107
PWD301450	91	PWD301551	95	PWD301681	73	PWD301841	89	PWD401719	107
PWD301451	91	PWD301552	95	PWD301684	73	PWD400030	159	PWD401720	107
PWD301452	85	PWD301553	93	PWD301687	73	PWD400031	159	PWD401721	281
PWD301453	85	PWD301554	93	PWD301690	73	PWD400032	159	PWD401722	281
PWD301458	91	PWD301559	95	PWD301693	85	PWD400033	159	PWD401723	281
PWD301459	91	PWD301560	95	PWD301694	85	PWD400034	158	PWD401724	281
PWD301460	85	PWD301561	93	PWD301697	85	PWD400035	158	PWD401725	281
PWD301461	85	PWD301562	93	PWD301698	85	PWD400080	21	PWD402430	14
PWD301466	91	PWD301567	95	PWD301701	85	PWD400081	21	PWD402430	16
PWD301467	91	PWD301568	95	PWD301702	85	PWD400114	160	PWD402431	14
PWD301468	85	PWD301569	93	PWD301705	85	PWD400163	244	PWD402431	16
PWD301469	85	PWD301570	93	PWD301706	85	PWD400194	245	PWD402432	14
PWD301474	91	PWD301575	95	PWD301709	85	PWD400195	244	PWD402432	16
PWD301475	91	PWD301576	95	PWD301710	85	PWD400203	47	PWD402433	14
PWD301476	85	PWD301577	93	PWD301748	87	PWD400206	47	PWD402433	16
PWD301477	85	PWD301578	93	PWD301749	87	PWD400212	47	PWD402434	14
PWD301482	91	PWD301583	95	PWD301750	87	PWD400213	47	PWD402434	16
PWD301483	91	PWD301584	95	PWD301751	87	PWD400214	47	PWD402440	14
PWD301484	85	PWD301585	93	PWD301752	87	PWD400217	47	PWD402440	16
PWD301485	85	PWD301586	93	PWD301753	89	PWD400218	47	PWD402441	14
PWD301488	66	PWD301591	95	PWD301754	89	PWD400219	47	PWD402441	16
PWD301488	66	PWD301592	95	PWD301755	89	PWD400220	47	PWD402525	22
PWD301491	68	PWD301593	93	PWD301756	89	PWD400221	47	PWD402526	22
PWD301491	68	PWD301594	93	PWD301757	89	PWD400222	21	PWD402527	22
PWD301494	70	PWD301599	95	PWD301812	87	PWD400225	156	PWD402528	22

CODE	PAGE	CODE	PAGE	CODE	PAGE
PWD402571	14	W11161500	19	W11161642	48
PWD402571	16	W11161505	19	W11161643	48
PWD402572	14	W11161510	19	W11161644	48
PWD402572	16	W11161512	19	W11161646	48
PWD402573	14	W11161515	19	W11161660	50
PWD402573	16	W11161519	19	W11161662	50
PWD402579	23	W11161520	19	W11161663	50
PWD402580	23	W11161521	19	W11161664	50
PWD402581	23	W11161522	19	W11161666	50
PWD402582	23	W11161525	32	W11161760	41
PWD402583	23	W11161526	32	W11161770	41
PWD402584	74	W11161530	27	W11161780	41
PWD402585	74	W11161535	27	WB11161500	20
PWD402586	74	W11161540	27	WB11161505	20
PWD402587	74	W11161542	27	WB11161510	20
PWD402588	74	W11161545	27	WB11161512	20
PWD402589	75	W11161548	23	WB11161515	20
PWD402590	75	W11161549	27	WB11161519	20
PWD402591	75	W11161550	27	WB11161520	20
PWD402592	75	W11161552	27	WB11161521	20
PWD402593	75	W11161554	27	WB11161522	20
PWD402594	76	W11161555	27	WB11161525	32
PWD402595	76	W11161556	31	WB11161526	32
PWD402596	76	W11161557	31	WB11161530	28
PWD402597	76	W11161559	23	WB11161535	28
PWD402598	76	W11161560	23	WB11161540	28
PWD402599	77	W11161561	23	WB11161542	28
PWD402600	77	W11161562	23	WB11161545	28
PWD402601	77	W11161563	23	WB11161549	28
PWD402602	77	W11161564	23	WB11161550	28
PWD402603	77	W11161565	278	WB11161552	28
PWD402604	55	W11161566	278	WB11161554	28
PWD402605	55	W11161567	278	WB11161555	28
PWD402606	55	W11161568	23	WB11161556	31
PWD402607	55	W11161569	23	WB11161557	31
PWD402608	55	W11161570	31	WB11161570	31
PWD402609	55	W11161571	31	WB11161571	31
PWD500009	237	W11161572	31	WB11161572	31
PWD500010	237	W11161573	31	WB11161573	31
PWD500011	238	W11161612	48	WBF11161540	30
PWD500013	101	W11161613	48	WBF11161542	30
PWD500014	101	W11161614	48	WBF11161545	30
PWD500015	101	W11161616	48	WBF11161550	30
PWD500016	101	W11161620	48	WBF11161555	30
PWD500017	101	W11161622	48	WBF11161556	32
PWD500018	101	W11161623	48	WF11161540	30
PWD500019	101	W11161624	48	WF11161542	30
PWD500020	101	W11161626	48	WF11161545	30
PWD500029	241	W11161630	48	WF11161550	30
PWD500030	241	W11161632	48	WF11161555	30
PWD500031	242	W11161633	48		
PWD500032	242	W11161634	48		
PWD500035	269	W11161640	48		

New Products