

SIMES



Novelties 2024

The dream of light that Simes has been pursuing since its foundation takes on new facets every year, resulting in a series of proposals that mark small milestones and at the same time open the way to new scenarios. These are not only solutions that are useful and functional for the designer's needs, but also glimpses of the future of a world in constant and rapid evolution, where progress goes hand in hand with the values of RESPONSIBILITY AND SUSTAINABILITY.

This assumption presents us with ever new challenges which, in the world of lighting, are reflected in a series of cornerstones of strategic importance.

LIGHT CONTROL AND MANAGEMENT is now a prerequisite for the development of all new products. Awareness of the need to provide light where and how it is needed, by dimming the amount of light and controlling its activation dynamically, in time and space, saves energy and improves visual comfort.

The converting process of ON-OFF products into DALI products, which began a few years ago on the entire SIMES portfolio, has been confirmed by an ever-increasing awareness and all the new products presented here have been designed with remote control in mind.

THE COLOUR OF LIGHT, in the RGB field, but especially in the field of white control, has become an issue closely linked to well-being, respect for the environment and biological rhythms. Offering Tunable White solutions is no longer the prerogative of interiors only, but is also becoming increasingly important for outdoor applications.


The performance of new LEDs now makes it possible to far exceed the actual illuminance required for visual and design purposes. Hence the decision to maintain adequate flux and illuminance levels, but to increase EFFICIENCY by reducing current levels and consequently extending the life of the LEDs.

Once again, the upgrading of light sources will affect many of the families in the Simes catalogue. Among the new products, POINTER and TRATTO fully exploit the potential of the new LEDs to offer powerful, precise and efficient spot and wallwasher lighting solutions.

The 2024 innovations cover a wide range of applications, but are united by an important constant that can be summarised by the term FLEXIBILITY. Interchangeable beam shaping filters, digital beam, adjustable optics, modularity, are some of the concepts that have guided the development of 4 new families that are capable of interpreting the direction that Simes has chosen.

Shift

Bollard and Urban lighting



www.simes.it/shift



SHIFT

Shift is a family of bollards and urban elements of great elegance and aesthetic cleanliness, integrating adjustable DALI spotlights into the cylindrical shape of the poles.

Each spotlight is housed in a head that can be independently controlled and freely rotated on its axis. It can be locked in the desired position by means of a locking mechanism. The spotlights integrated into the head can be tilted horizontally to a maximum of 90° to direct the beam downwards or pushed forward to cover greater distances.

The head can also be turned upside down. This additional degree of freedom also allows the beam to be directed upwards, for example to illuminate a walkway and an adjacent wall with the same fixture.

The bollard and the urban element are available with 1 head, but they can be upgraded up to 2 additional heads. Particularly suitable for parks, squares, cycle paths and pedestrian areas, it allows 360° coverage of the area to be lit, thanks to the combined use of several heads with large beams, distributed in the desired direction.

TECHNICAL DESCRIPTION

Extruded aluminium profile (pole), die-cast aluminium housing (top and lighting element) with high corrosion resistance. Transparent extra-clear toughened glass diffuser 5mm thick. Stainless steel Allen screws with insulating treatment against galvanic corrosion. Luminaire supplied with 2 x neoprene H05RN-F cables and connectors for multiple head connections. Double powder paint.

PROTECTION CLASS
IP65

ISOLATION CLASS
CLASS II ☐


MECHANICAL RESISTANCE
IK 08

COLOURS

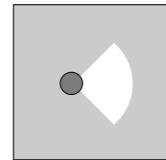
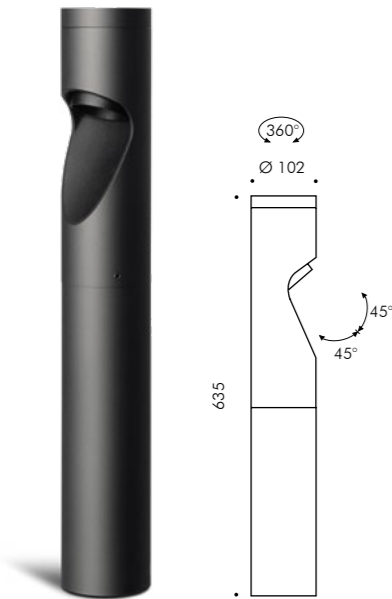
.09 Black

.24 Anthracite Grey


REGISTERED DESIGN



**SHIFT BOLLARD
H 635mm 1 HEAD**




S.1451W BOLLARD 1 HEAD WITH 52° OPTIC
LED MODULE **3000K** CRI90 1363lm 12,6W
(on request 2700K CRI90 1291lm)
(on request 4000K CRI80 1650lm)
220V-240Vac 50/60Hz
Dimmable DALI 2 / PUSH



S.1452W BOLLARD 1 HEAD WITH ELLIPTICAL OPTIC
LED MODULE **3000K** CRI90 1363lm 12,6W
(on request 2700K CRI90 1291lm)
(on request 4000K CRI80 1650lm)
220V-240Vac 50/60Hz
Dimmable DALI 2 / PUSH



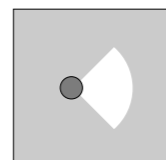
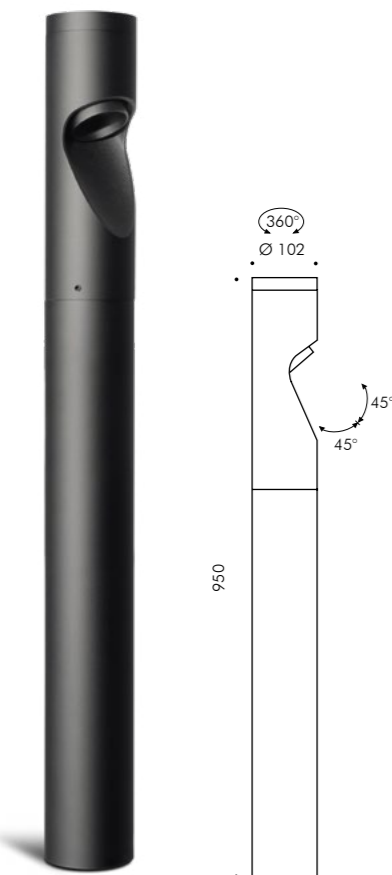
S.2148
FLANGE ACCESSORY FOR SHIFT BOLLARD Ø 102mm
Flange to be buried in concrete




**Additional heads
(see following pages)**

Possibility to add to SHIFT BOLLARD H635 up to two additional heads, obtaining a configuration of two or maximum three heads.

**SHIFT BOLLARD
H 950mm 1 HEAD**




S.1456W BOLLARD 1 HEAD WITH 52° OPTIC
LED MODULE **3000K** CRI90 1363lm 12,6W
(on request 2700K CRI90 1291lm)
(on request 4000K CRI80 1650lm)
220V-240Vac 50/60Hz
Dimmable DALI 2 / PUSH



S.1457W BOLLARD 1 HEAD WITH ELLIPTICAL OPTIC
LED MODULE **3000K** CRI90 1363lm 12,6W
(on request 2700K CRI90 1291lm)
(on request 4000K CRI80 1650lm)
220V-240Vac 50/60Hz
Dimmable DALI 2 / PUSH



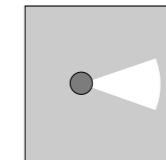

S.2148
FLANGE ACCESSORY FOR SHIFT BOLLARD Ø 102mm
Flange to be buried in concrete



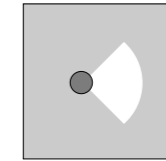
**Additional heads
(see following pages)**

Possibility to add to SHIFT BOLLARD H950 up to two additional heads, obtaining a configuration of two or maximum three heads.


**SHIFT POLE
1 HEAD**



S.1460W POLE 1 HEAD WITH 19° OPTIC
LED MODULE **3000K** CRI90 1363lm 12,6W
(on request 2700K CRI90 1291lm)
(on request 4000K CRI80 1650lm)
220V-240Vac 50/60Hz
Dimmable DALI 2 / PUSH



S.1461W POLE 1 HEAD WITH 52° OPTIC
LED MODULE **3000K** CRI90 1363lm 12,6W
(on request 2700K CRI90 1291lm)
(on request 4000K CRI80 1650lm)
220V-240Vac 50/60Hz
Dimmable DALI 2 / PUSH




S.1462W POLE 1 HEAD WITH ELLIPTICAL OPTIC
LED MODULE **3000K** CRI90 1363lm 12,6W
(on request 2700K CRI90 1291lm)
(on request 4000K CRI80 1650lm)
220V-240Vac 50/60Hz
Dimmable DALI 2 / PUSH

**Aluminium pole Ø 102 H 3000mm included.
Pole must be fixed to the anchoring base (S.1469)
to be securely buried in concrete.**



Mandatory accessory

S.1469
ANCHORING BASE FOR SHIFT POLE
Anchoring base to be buried in concrete
(mandatory for the installation of SHIFT POLE)



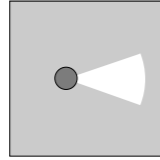
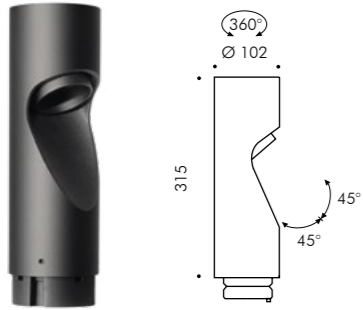
**Additional heads
(see following pages)**

Possibility to add to SHIFT POLE H3335 up to two additional heads, obtaining a configuration of two or maximum three heads.

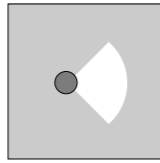
SHIFT ADDITIONAL HEADS

Additional heads


Possibility to add to SHIFT BOLLARD AND SHIFT POLE up to two additional heads, obtaining a configuration of two or maximum three heads.




S.1465W ADDITIONAL HEAD WITH 19° OPTIC
 LED MODULE 3000K CRI90 1363lm 12,6W
 (on request 2700K CRI90 1291lm)
 (on request 4000K CRI80 1650lm)
 220V-240Vac 50/60Hz
Dimmable DALI 2 / PUSH



S.1466W ADDITIONAL HEAD WITH 52° OPTIC
 LED MODULE 3000K CRI90 1363lm 12,6W
 (on request 2700K CRI90 1291lm)
 (on request 4000K CRI80 1650lm)
 220V-240Vac 50/60Hz
Dimmable DALI 2 / PUSH




S.1467W ADDITIONAL HEAD WITH ELLIPTICAL OPTIC
 LED MODULE 3000K CRI90 1363lm 12,6W
 (on request 2700K CRI90 1291lm)
 (on request 4000K CRI80 1650lm)
 220V-240Vac 50/60Hz
Dimmable DALI 2 / PUSH



Pointer

Spotlight



www.simes.it/pointer



POINTER

Pointer is a family of high performance projectors available in three sizes, with Spot and Superspot light beams and a wide range of internal and external filters and accessories to modify the beam, offering a wide range of solutions.

It expresses the synthesis of the essential characteristics of a professional spotlight: design, strength, precision, visual comfort, high efficiency and luminous flexibility.

Pointer is available in all three sizes in White, Tunable White or RGBW versions for maximum design freedom.

MiniPointer is also available with DIGITAL BEAM optics. This version uses LensVector™ technology to digitally control the shape of the light by modulating the beam directly from mobile devices or advanced control systems.

The SLIM version of the Pointer is an even more compact alternative and is equipped with a monochrome LED and DALI power supply.

TECHNICAL DESCRIPTION

Die-cast aluminium housing with high corrosion resistance. Clear polycarbonate lenses. Transparent extra-clear toughened glass diffuser: 5mm MINIPOINTER, 6mm POINTER, 8mm MEGAPOINTER. Stainless steel Allen screws with insulating treatment against galvanic corrosion. Silicone gaskets. Double powder paint.

MINIPOINTER, POINTER AND MEGAPOINTER
Luminaire supplied with neoprene 0,5m H05RN-F cable and connector.

POINTER RGBW AND MEGAPOINTER RGBW
Luminaire supplied with neoprene 0,5m H05RN-F cable and connector + N°2 DMX 0,5m cables and connectors.

REGISTERED DESIGN

PROTECTION CLASS
IP66

ISOLATION CLASS
CLASS II □ MINIPOINTER (White LED)
CLASS III ◆ MINIPOINTER (Tunable, RGBW, Digital Beam)
CLASS II □ POINTER and MEGAPOINTER

MECHANICAL RESISTANCE
IK 09

COLOUR
□.24 Anthracite Grey (Front Trim in black)



Standard



With 30° Filter



With 60° Filter



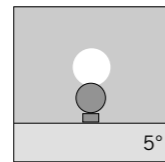
With 60° x 10° Filter

Interchangeable filters

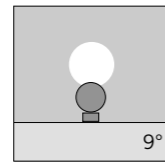
The Pointer has remarkable light flexibility thanks to the use of interchangeable filters that can modify the shape and width of the beam.

The optical system has been designed with hinges and anti-loss screws to allow filters to be easily replaced or added. The honeycomb accessory shields the source when maximum visual comfort is required and is also fitted inside the optical compartment, in a protected position between the source and the glass.

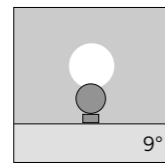




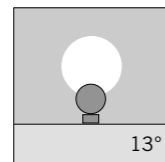
S.2700W Super Spot beam 7LEDs with lenses
LED MODULE **3000K** CRI80 1575lm 25,9W
(on request 2700K CRI80 1477lm)
(on request 4000K CRI80 1687lm)
220V-240Vac 50/60Hz
Dimmable DALI 2 / PUSH



S.2701W Spot beam 7LEDs with lenses
LED MODULE **3000K** CRI80 2940lm 23,2W
(on request 2700K CRI80 2744lm)
(on request 4000K CRI80 3136lm)
220V-240Vac 50/60Hz
Dimmable DALI 2 / PUSH



S.2701T Spot beam 6LEDs with lenses
LED MODULE **TUNABLE WHITE 2200K-4000K**
CRI80 1838lm 19,1W
max 1000mA (Vf 9,0V for channel)
Requires constant current Vout 120Vdc max
remote power supply



S.2703 Spot beam 7LEDs with lenses
LED MODULE **RGBW (W=3000K)** 1069lm 16,7W
24V PWM
Requires constant voltage remote power supply
for RGBW

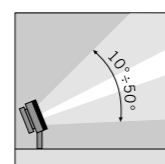


S.3414
BOX POWER SUPPLY FOR TUNABLE WHITE
45W (2 channels) 230V/1000mA
DALI address included
controlled by DALI protocol
IP55 CLASS II SELV
Dimensions 260mm x260mm x100mm



S.3411
BOX POWER SUPPLY FOR RGBW
60W (15W for 4 channels) 230V/24V PWM
DMX address included
controlled by DMX (type S.2451) protocol
IP55 CLASS II SELV
Dimensions 260mm x260mm x100mm

MINIPOINTER ø 175 DIGITAL BEAM

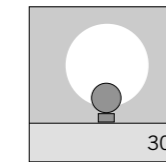


S.2705W From Spot to Large adjustable beam
LED MODULE **3000K** CRI90 1360lm 12,6W
(on request 2700K CRI90 1288lm)
(on request 4000K CRI90 1453lm)
48Vdc
Requires constant voltage 48Vdc
remote power supply ON-OFF
Requires DALI control to connect to the product

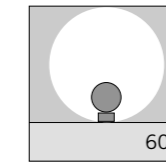


S.2448
POWER SUPPLY ON-OFF
40W 230V/48Vdc
IP67 CLASS II SELV
Dimensions 150mm x53mm x35mm

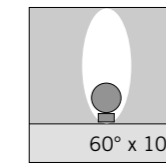
Internal accessories: holographic filters
Holographic filters can be added to the standard optics to modify the beam and obtain a 30° medium beam, or 60° Wide Flood beam or an 60°x10° elliptical beam. The filters can be used in combination with all other internal and external accessories.



S.2710
Filter accessory
Nominal Medium beam 30°



S.2711
Filter accessory
Nominal Wide Flood beam 60°



S.2712
Filter accessory
Nominal Elliptical beam 60° x 10°
The elliptical filter can be rotated freely to determine the direction of the major axis of the beam



Internal accessory: honeycomb




External accessory: visor

S.2719
HONEYCOMB
Colour: black (code .09)

S.2717
VISOR
Colour: black (code .09)
Length 100mm
Diameter 127mm

External accessory: snoot



S.2718
SNOOT
Colour: black (code .09)
Length 130mm
Diameter 127mm



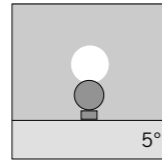
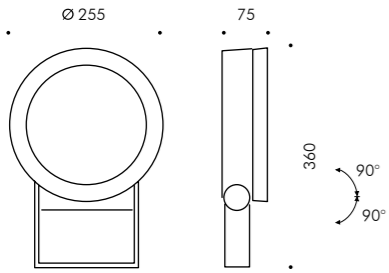
S.1005
STAKE FOR MINIPOINTER 175
In polypropylene
Colour: black (code .09)

POINTER ø 255 SLIM

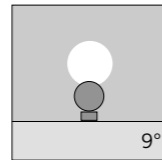
SIMES

POINTER ø 255

SIMES



S.2728W Super Spot beam 13LEDs with lenses
LED MODULE 3000K CRI80 2925lm 44,3W
(on request 2700K CRI80 2719lm)
(on request 4000K CRI80 3100lm)
220V-240Vac 50/60Hz
Dimmable DALI 2 / PUSH

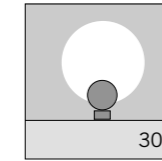


S.2729W Spot beam 13LEDs with lenses
LED MODULE 3000K CRI80 5460lm 43,2W
(on request 2700K CRI80 5097lm)
(on request 4000K CRI80 5825lm)
220V-240Vac 50/60Hz
Dimmable DALI 2 / PUSH

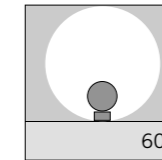


S.1005 STAKE FOR POINTER 255 SLIM
In polypropylene
Colour: black (code .09)

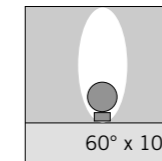
Internal accessories: holographic filters
Holographic filters can be added to the standard optics to modify the beam and obtain a 30° medium beam, or 60° Wide Flood beam or an 60°x10° elliptical beam. The filters can be used in combination with all other internal and external accessories.



S.2730
Filter accessory
Nominal Medium beam 30°



S.2731
Filter accessory
Nominal Wide Flood beam 60°



S.2732
Filter accessory
Nominal Elliptical beam 60° x 10°
The elliptical filter can be rotated freely to determine the direction of the major axis of the beam



Internal accessory: honeycomb



S.2739
HONEYCOMB
Colour: black (code .09)

External accessory: visor



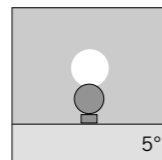
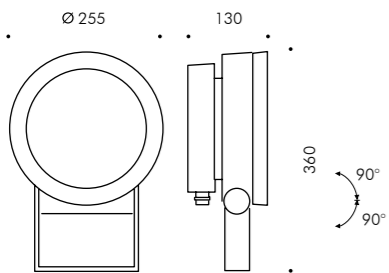
S.2737
VISOR
Colour: black (code .09)
Length 152mm
Diameter 198mm

External accessory: snoot

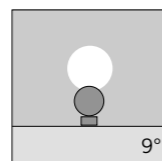


S.2738
SNOOT
Colour: black (code .09)
Length 200mm
Diameter 198mm

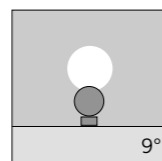
POINTER ø 255



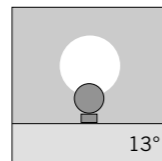
S.2720W Super Spot beam 19LEDs with lenses
LED MODULE 3000K CRI80 4275lm 64,8W
(on request 2700K CRI80 3975lm)
(on request 4000K CRI80 4531lm)
220V-240Vac 50/60Hz
Dimmable DALI 2 / PUSH



S.2721W Spot beam 19LEDs with lenses
LED MODULE 3000K CRI80 7982lm 63,1W
(on request 2700K CRI80 7450lm)
(on request 4000K CRI80 8514lm)
220V-240Vac 50/60Hz
Dimmable DALI 2 / PUSH



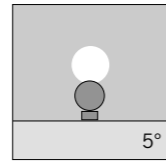
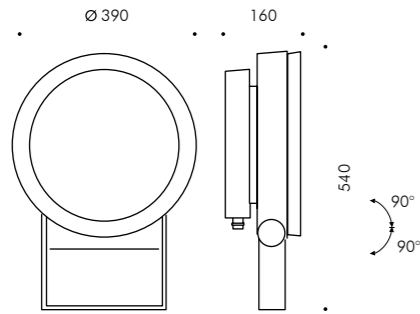
S.2721T Spot beam 18LEDs with lenses
LED MODULE TUNABLE WHITE 2200K-4000K
CRI80 4432lm 44W
220V-240Vac 50/60Hz
Dimmable DALI



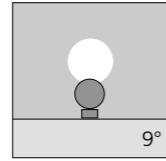
S.2723 Spot beam 16LEDs with lenses
LED MODULE RGBW (W=3000K) 2507lm 35,6W
220V-240Vac 50/60Hz
Dimmable DMX



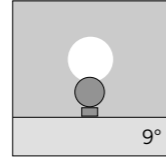
S.1005 STAKE FOR POINTER 255
In polypropylene
Colour: black (code .09)



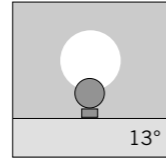
S.2740W Super Spot beam 55LEDs with lenses
LED MODULE **3000K** CRI80 11000lm 143W
(on request 2700K CRI80 10230lm)
(on request 4000K CRI80 11660lm)
220V-240Vac 50/60Hz
Dimmable DALI 2 / PUSH



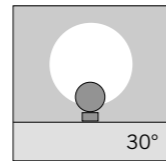
S.2741W Spot beam 55LEDs with lenses
LED MODULE **3000K** CRI80 18493lm 136W
(on request 2700K CRI80 17260lm)
(on request 4000K CRI80 19726lm)
220V-240Vac 50/60Hz
Dimmable DALI 2 / PUSH



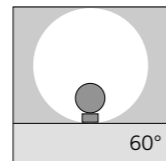
S.2741T Spot beam 54LEDs with lenses
LED MODULE **TUNABLE WHITE 2200K-4000K**
CRI80 12802lm 127,4W
220V-240Vac 50/60Hz
Dimmable DALI



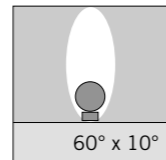
S.2743 Spot beam 52LEDs with lenses
LED MODULE **RGBW (W=3000K)** 8147lm 111,2W
220V-240Vac 50/60Hz
Dimmable DMX



S.2750
Filter accessory
Nominal Medium beam 30°



S.2751
Filter accessory
Nominal Wide Flood beam 60°



S.2752
Filter accessory
Nominal Elliptical beam 60° x 10°
The elliptical filter can be rotated freely to determine the direction of the major axis of the beam

Internal accessories: holographic filters
Holographic filters can be added to the standard optics to modify the beam and obtain a 30° medium beam, or 60° Wide Flood beam or an 60°x10° elliptical beam. The filters can be used in combination with all other internal and external accessories.



Internal accessory: honeycomb




S.2759
HONEYCOMB
Colour: black (code .09)

External accessory: visor



S.2757
VISOR
Colour: black (code .09)
Length 230mm
Diameter 316mm

External accessory: snoot



S.2758
SNOOT
Colour: black (code .09)
Length 300mm
Diameter 316mm



Brackets for pole installation

MiniPointer 175, Pointer 255, MegaPointer 390 can be installed on a pole using anchor brackets.



S.1084

BRACKET FOR POLE Ø 60mm INSTALLATION

Bracket in die-cast aluminium for MiniPointer 175 and Pointer 255, suitable only for Ø 60mm poles. The Bracket can be used for maximum 2 projectors, one for each side.



S.1085

BRACKET FOR POLE Ø 76mm INSTALLATION

Bracket in die-cast aluminium for MiniPointer 175 and Pointer 255, suitable only for Ø 76mm poles. The Bracket can be used for maximum 2 projectors, one for each side.



S.1018

BRACKET FOR POLE Ø 102mm INSTALLATION

Bracket in die-cast aluminium for MiniPointer 175, Pointer 255 and MegaPointer 390, suitable only for Ø 102mm poles. The Bracket can be used for maximum 2 projectors, one for each side.



S.1239

BRACKET FOR POLE Ø 120mm INSTALLATION

Bracket in die-cast aluminium for MiniPointer 175, Pointer 255 and MegaPointer 390, suitable only for Ø 120mm poles. The Bracket can be used for maximum 2 projectors, one for each side.



Tratto

Adjustable linear spotlight





TRATTO

Tratto is a family of linear tiltable projectors available in three lengths and equipped with monochrome LED circuit or RGB+WW. Tratto is particularly flexible thanks to its connection system, which allows the body of the luminaire to slide and to be configured according to the context and the surface to be mounted.

In fact, its support arms slide in special grooves provided in the body of the luminaire and can be locked at any point along its length. These grooves are located both on the bottom and on the side of the linear body. This important detail allows the supports to be anchored in two different ways, transforming Tratto from a floor-mounted projector to a wall-mounted projector.

The longer version is equipped with a loop-in/loop-out cabling system that ensures continuous and even light distribution on the surface.

The visor accessory and special boxes for dimmable power supplies and DMX systems complete the family.

TECHNICAL DESCRIPTION

Die-cast and extruded aluminium housing with high corrosion resistance. Clear polycarbonate lenses. Transparent extra-clear toughened glass diffuser 5mm thick. Stainless steel Allen screws with insulating treatment against galvanic corrosion. Silicone gaskets. Double powder paint.

TRATTO SHORT AND MEDIUM

Luminaire supplied with neoprene 5,0m H05RN-F cable and connector for remote connections.

TRATTO LONG

Luminaire supplied with 1 neoprene 5,0m H05RN-F cable and 1 cable 0,5m on the other side for the loop-in loop-out connections. Supplied with connector for remote connections.

The Luminaire is equipped with electronic tracks with a maximum capacity of 150W. When connecting in series, never exceed this power.

PROTECTION CLASS
IP66

ISOLATION CLASS
CLASS III ⚡

MECHANICAL RESISTANCE
IK 07

COLOURS

.09 Black

REGISTERED DESIGN

Loop-in Loop-out for a wall washer effect

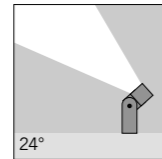
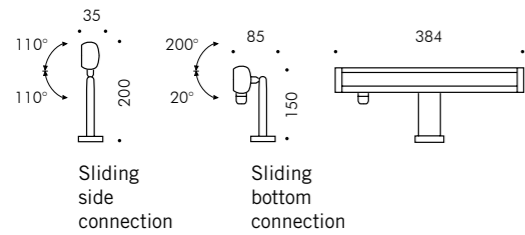


Sliding bottom connection

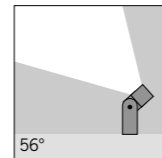


Sliding side connection

Tratto Short

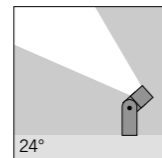


S.2150W Medium beam with lenses
LED MODULE 3000K CRI80 1690lm 15,3W
(on request 2700K CRI80 1573lm)
(on request 4000K CRI80 1800lm)
24Vdc PWM



S.2152W Wide beam with lenses
LED MODULE 3000K CRI80 1690lm 15,3W
(on request 2700K CRI80 1573lm)
(on request 4000K CRI80 1800lm)
24Vdc PWM

Require constant voltage 24Vdc
remote power supply



S.2154 Medium beam with lenses
LED MODULE RGB-WW (W=2200K-4000K)
CRI80 1500lm 15W
24V PWM

Requires constant voltage remote power supply
for RGB-WW



Accessories

S.2159
VISOR for TRATTO SHORT
Colour: black (code 09)



S.1309
STAKE for TRATTO SHORT
In polypropylene
Colour: black (code 09)

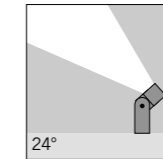
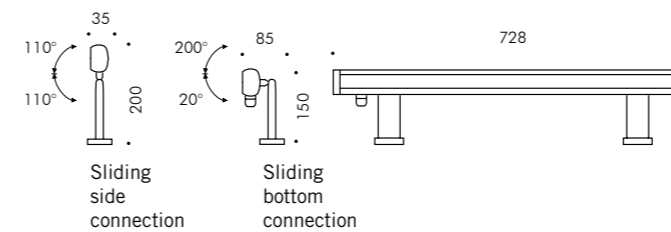


S.2415
DIMMABLE DALI POWER SUPPLY
for MONOCHROME LED
24W 230V/24Vdc
IP67 CLASS II SELV Frequency PWM 244Hz
Dimensions 185mm x35mm x33mm

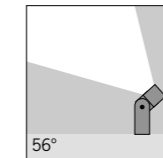


S.2158
BOX DIMMABLE DMX POWER SUPPLY for LED RGB-WW
35W 230V/24Vdc (5 channels)
Requires DMX controller
IP65 CLASSE II SELV
Dimensions 385mm x75mm x40mm
Colour: black (code 09)

Tratto Medium

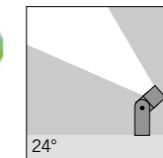


S.2160W Medium beam with lenses
LED MODULE 3000K CRI80 3380lm 30,6W
(on request 2700K CRI80 3146lm)
(on request 4000K CRI80 3600lm)
24Vdc PWM



S.2162W Wide beam with lenses
LED MODULE 3000K CRI80 3380lm 30,6W
(on request 2700K CRI80 3146lm)
(on request 4000K CRI80 3600lm)
24Vdc PWM

Require constant voltage 24Vdc
remote power supply



S.2164 Medium beam with lenses
LED MODULE RGB-WW (W=2200K-4000K)
CRI80 3000lm 30W
24V PWM

Requires constant voltage remote power supply
for RGB-WW



Accessories

S.2169
VISOR for TRATTO MEDIUM
Colour: black (code 09)



S.1309
STAKE for TRATTO MEDIUM
NB: needed N°02 S.1309 (one for each support arm)
In polypropylene
Colour: black (code 09)

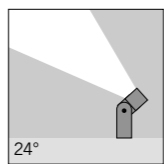



S.2416
DIMMABLE DALI POWER SUPPLY
for MONOCHROME LED
75W 230V/24Vdc
IP67 CLASS II SELV Frequenza PWM 244Hz
Dimensions 280mm x40mm x28mm

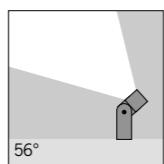


S.2168
BOX DIMMABLE DMX POWER SUPPLY for LED RGB-WW
60W 230V/24Vdc (5 channels)
Requires DMX controller
IP65 CLASSE II SELV
Dimensions 415mm x75mm x40mm
Colour: black (code 09)

Tratto Long

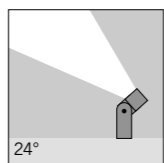


S.2170W Medium beam with lenses
LED MODULE 3000K CRI80 5070lm 45,9W
(on request 2700K CRI80 4719lm)
(on request 4000K CRI80 5400lm)
24Vdc PWM



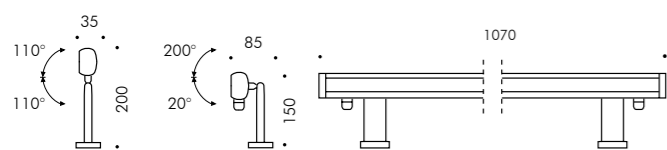
S.2172W Wide beam with lenses
LED MODULE 3000K CRI80 5070lm 45,9W
(on request 2700K CRI80 4719lm)
(on request 4000K CRI80 5400lm)
24Vdc PWM

Require constant voltage 24Vdc
remote power supply



S.2174 Medium beam with lenses
LED MODULE RGB-WW (W=2200K-4000K)
CRI80 4500lm 45W
24V PWM

Requires constant voltage remote power supply
for RGB-WW



Sliding side connection

Sliding bottom connection



Accessories

S.2179

VISOR for TRATTO LONG
Colour: black (code 09)

S.2416

DIMMABLE DALI POWER SUPPLY for MONOCHROME LED
75W 230V/24Vdc
IP67 CLASS II SELV Frequency PWM 244Hz
Dimensions 280mm x40mm x28mm

S.2447

DIMMABLE DALI POWER SUPPLY for MONOCHROME LED
200W 230V/24Vdc
IP67 CLASS II SELV
Dimensions 195mm x68mm x39mm

S.2178

BOX DIMMABLE DMX POWER SUPPLY for LED RGB-WW
150W 230V/24Vdc (5 channels)
Requires DMX controller
IP65 CLASSE II SELV
Dimensions 515mm x75mm x40mm
Colour: black (code 09)





Stick

Bollard





STICK

Stick is a family of cylindrical bollards with a simple and essential design, characterised by perfect uniformity of light all round. Available in three different sizes, each in two versions, single and double emission, Stick is particularly suitable for residential areas and guarantees a diffuse and homogeneous light beam. In the double emission version, the opening of the light beam is designed to cover the entire space around the pole at 360°.

The Stick family, for its aesthetic and dimensional characteristics, completes the Microlighting collection designed to enhance outdoor residential spaces.

TECHNICAL DESCRIPTION

Extruded aluminium profile, head and base in die-cast aluminium with high corrosion resistance. Opal resin diffuser (MINISTICK). Prismatic micro-sandblasted extra-clear toughened glass diffuser (STICK). Stainless steel Allen screws with insulating treatment against galvanic corrosion. Silicone gaskets. Double powder paint.

MINISTICK

Luminaire supplied with flat cable 5,0m for remote connections.

STICK

Luminaire supplied with neoprene 5,0m H05RN-F cable.

PROTECTION CLASS
IP54

ISOLATION CLASS
CLASS III ⚡ MINISTICK
CLASS I ⚡ STICK

MECHANICAL RESISTANCE
IK 06

COLOURS

.09 Black

.24 Anthracite Grey

REGISTERED DESIGN



Light distribution
double emission version

Light distribution
single emission version



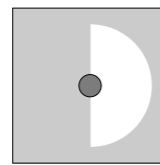
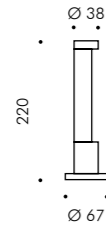
MINISTICK Ø 38mm

SIMES

STICK Ø 76mm

SIMES


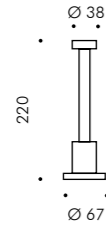
H 220mm
Single emission



S.2080W
LED MODULE **3000K** CRI90 240lm 2,0W
(on request 2700K CRI90 220lm)
(on request 4000K CRI90 260lm)
24Vdc PWM

Require constant voltage 24Vdc
remote power supply

H 220mm
Double emission



S.2081W
2x LED MODULE **3000K** CRI90 240lm 2,0W
(on request 2700K CRI90 220lm)
(on request 4000K CRI90 260lm)
24Vdc PWM

Require constant voltage 24Vdc
remote power supply

Accessories for MINISTICK Ø 38mm



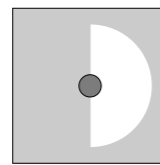
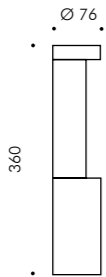
S.2088
STAKE
In polypropylene
Colour: black (code 09)



S.2415
DIMMABLE DALI POWER SUPPLY for MONOCHROME LED
24W 230V/24Vdc
IP67 CLASS II SELV
Frequency PWM 244Hz
Dimensions 185mm x35mm x33mm

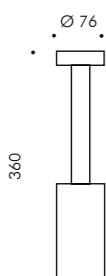
STICK Ø 76mm

H 360mm
Single emission



S.2090W
LED MODULE **3000K** CRI90 501lm 5,4W
(on request 2700K CRI90 456lm)
(on request 4000K CRI90 541lm)
220V-240Vac 50/60Hz
Dimmable DALI 2 / PUSH

H 360mm
Double emission



S.2091W
2 x LED MODULE **3000K** CRI90 501lm 5,4W
(on request 2700K CRI90 456lm)
(on request 4000K CRI90 541lm)
220V-240Vac 50/60Hz
Dimmable DALI 2 / PUSH

Accessories for STICK Ø 76mm

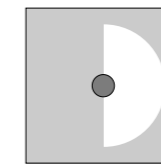
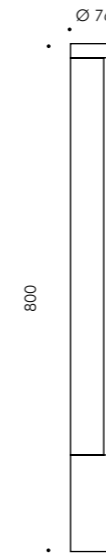


S.2098
STAKE
In polypropylene
Colour: black (code 09)



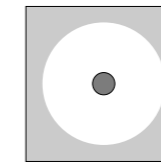
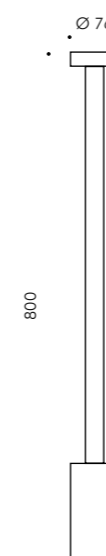
S.2099
FLANGE
Flange to be buried in concrete

H 800mm
Single emission



S.2095W
LED MODULE **3000K** CRI90 501lm 5,4W
(on request 2700K CRI90 456lm)
(on request 4000K CRI90 541lm)
220V-240Vac 50/60Hz
Dimmable DALI 2 / PUSH

H 800mm
Double emission



S.2096W
2 x LED MODULE **3000K** CRI90 501lm 5,4W
(on request 2700K CRI90 456lm)
(on request 4000K CRI90 541lm)
220V-240Vac 50/60Hz
Dimmable DALI 2 / PUSH

Accessory for STICK Ø 76mm



S.2099
FLANGE
Flange to be buried in concrete

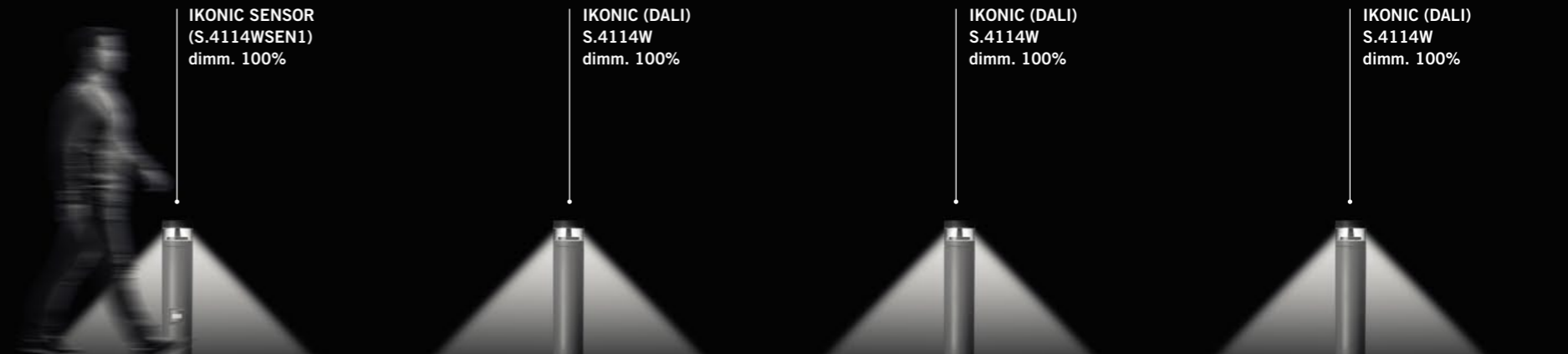
Ikonic sensor

Bollard with presence sensor

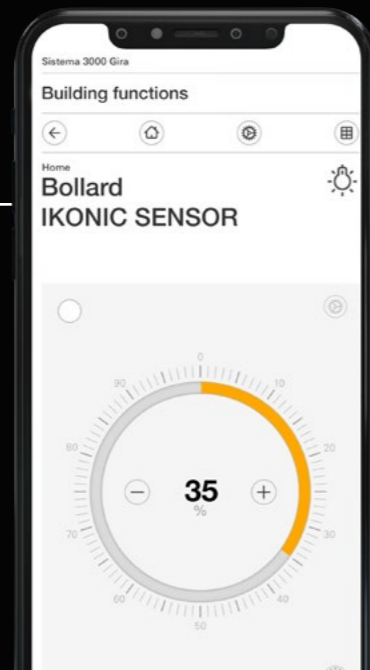
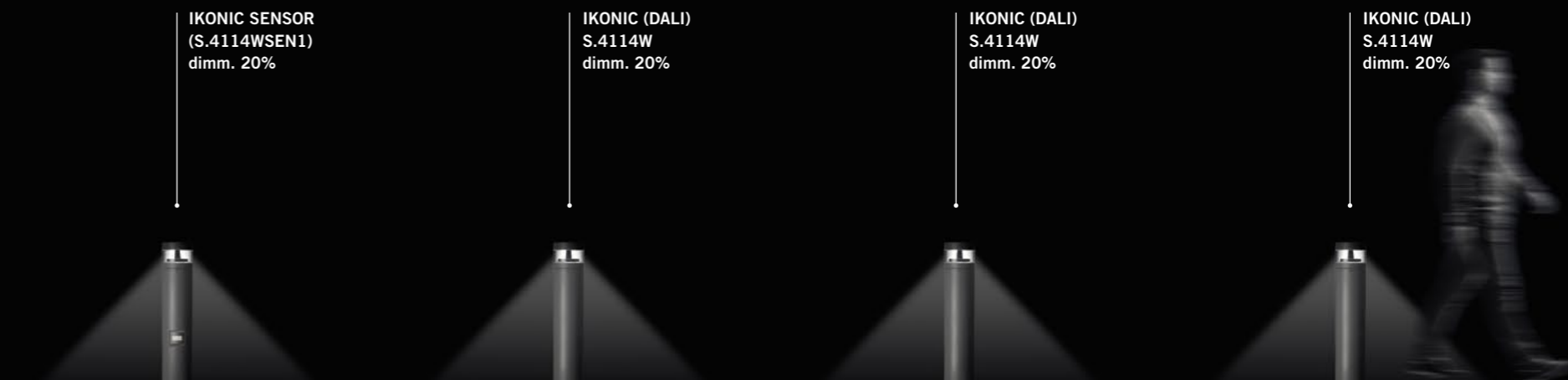


STANDALONE DALI SENSOR CONNECTION DIAGRAM

The IKONIC SENSOR version (S.4114WSEN1) installed upstream of the system allows the lighting and setting of IKONIC BOLLARDS (S.4114W) to the movement close to the sensor (up to a maximum of 18 products in series). The settings of the product sequence connected to it can be set via a special APP.




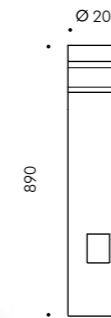
After the pre-set time (or with the detection of a possible second sensor placed at the end of the path) the bollards go back to their standby situation by decreasing or switching off the amount of light emitted.





Ikonic Sensor is equipped with **DALI STAND-ALONE** presence sensor IP44 (not interfaced to DALI home automation) and it switches on when something is detected. Through a specific APP it is possible to set the product on the desired amount of light.

IKONIC SENSOR 890mm with DALI STAND-ALONE presence sensor IP44



S.4114WSEN1
LED MODULE **3000K** CRI90 4027lm 31,9W
(on request 2700K CRI90 3829lm)
(on request 4000K CRI80 4936lm)
220V-240Vac 50/60Hz
with **DALI STAND-ALONE** presence sensor **IP44**
(not interfaced to DALI home automation)



S.4171
FLANGE FOR IKONIC \varnothing 200mm
Flange to be buried in concrete

Ikonic plug

Bollard with electrical plug type Schuko

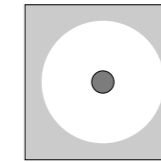
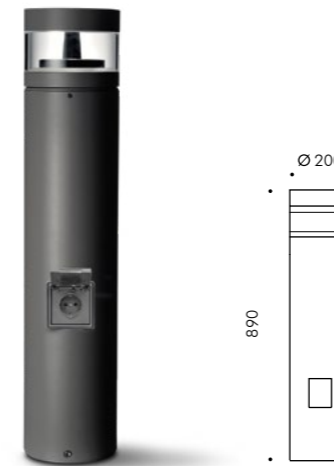
Ikonic plug is equipped with hatch IP44 and with an **integrated electrical plug type SCHUKO** to power electronic devices in the outdoor.



IKONIC PLUG \varnothing 200mm with electrical plug type Schuko

SIMES

IKONIC PLUG 890mm
with IP44 door and
SCHUKO electrical plug



S.4114WPLG1

LED MODULE **3000K** CRI90 4027lm 31,9W
(on request 2700K CRI90 3829lm)
(on request 4000K CRI80 4936lm)
220V-240Vac 50/60Hz
Dimmable DALI 2 / PUSH
with IP44 door and SCHUKO electrical plug



S.4171

FLANGE FOR IKONIC \varnothing 200mm
Flange to be buried in concrete

The present catalogue can not be reproduced even partially. All rights reserved.

Due to continual luminaire development and improvement, any photographs, luminaire descriptions, measurements, illustrations, drawings and specifications in this catalogue may be approximations, and the company is not liable. We reserve the right to change specifications without prior notice.

The technical data contained in this catalogue is correct up to the date of print (March 2024). For updated data, see technical sheets and installing instructions available on the website. Luminaires in this catalogue are REGISTERED and/or PATENTED.

SIMES

luce per l'architettura

SIMES S.p.A. Via G. Pastore 2/4 - 25040 Corte Franca (BS) - ITALY

(+39) 030 9860411 simes@simes.com

www.simes.com

