

SIMES

luce per l'architettura

Ghost,  
just light.






# Ghost

Lighting void




Marc Sadler


**“The light blade comes from the concrete. When it’s off, it disappears, with no visible luminaire structure but just a cut in the concrete with brutal and magic inspiration.”**




Ghost horizontal



Ghost vertical



Ghost square



Ghost linear

The Ghost line represents a revolution in the way of conceiving outdoor lighting.

It works by “subtraction” rather than “addition”: no visible lighting fixture is added to the building’s structure, but on the contrary it consists in a void filled with light.

The light comes directly from the structure and emphasizes the creative path envisaged by the lighting designer.

Ghost is a sign, a bright pixel that appears or disappears marking the architectural rhythm.

It is a primary element, similar to a brick. With a brick you can build a small wall but also a cathedral.

It will be the ability of the designers to utilize such lighting pixel and create something extraordinary.

Ghost, what we want to add is **just light**.

2016



reddot award 2016  
winner

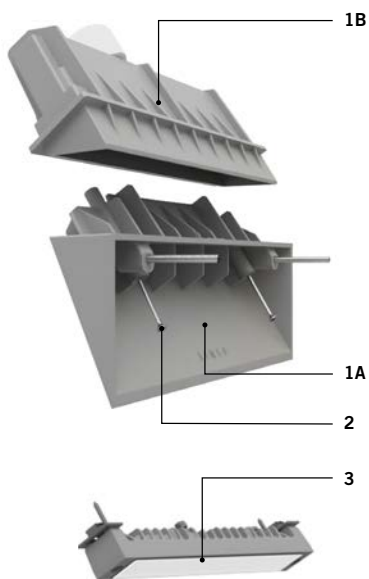
2016



2016



## Ghost



Ghost is a **lighting void** that is created using a housing anchored to two retaining panels before pouring in concrete to make the structure. Once the concrete is dry, the housing is removed and the left space is a natural and sharp cast created in the drying process.

Ghost is composed of two elements: the **housing** and the **lighting element**. The housing has two separate parts, firstly, a jig (**1A**), which forms the housing, and is extracted together with the retaining panel after completing the casting and removing the anchor screws (**2**). Secondly, a housing (**1B**) that remains embedded inside the casting and houses the lighting element when the jig is removed.

The housing is supplied with bolts, locking system and stickers to be applied on the outside of the retaining panels to ensure the perfect alignment if installing multiple luminaires.

The **lighting element** (**3**) is die cast aluminium and is anchored to the casing (**1B**) through proper screws. It remains completely hidden in the void.

Ghost is ideal for concrete based structures including walls and facades of residential or commercial buildings, as well as concrete staircases of stadiums, public buildings and anti vandal project applications.

## Ghost linear




The new linear versions of Ghost are designed to be embedded in contexts that require compact size, as in the case of concrete casting staircases.

Ghost linear is also suitable for making thin and horizontal cuts of light along the walls.

In this case the housings are made in painted extruded aluminum (**4A** and **4B**) in order to maintain a uniform and perfectly linear profile over the entire length of the cut. The surface paint treatment facilitates the removal of the "jig". The lamp body, made of anodized aluminum (**5**), can be installed through a practical interlocking system.

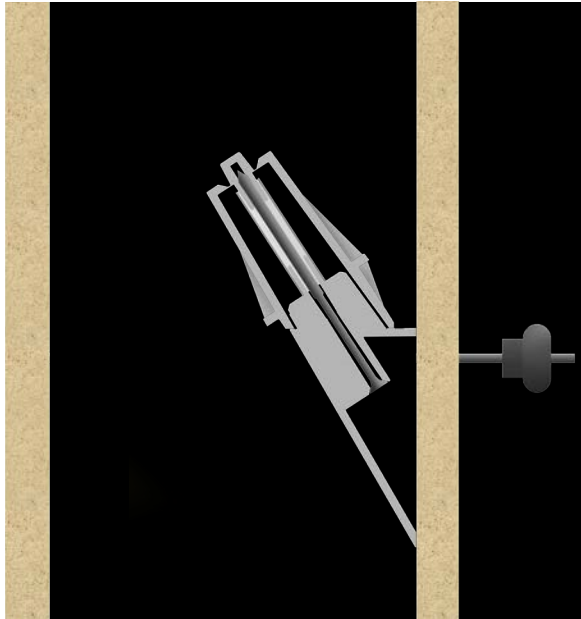
**"Ghost is a technical prodigy, directly casted into the concrete, the product of a sophisticated and invisible genius to fuse architecture and light in a natural way".**

Marc Sadler





Before casting



After casting



**Protection class**

IP65

**Isolation class**

- CLASS I ⊕ MINIGHOST SQUARE  
GHOST SQUARE  
GHOST HORIZONTAL  
GHOST VERTICAL
- CLASS II □ GHOST LINEAR
- CLASS III ⬠ MICROGHOST SQUARE

**Mechanical resistance of diffuser**

IK 06

Leds 4000K CRI80 versions are available on request.

**PATENT PENDING  
REGISTERED DESIGN**

**Finishing**

Cast cement

Housing suitable for single cable gland.  
Lighting element hard wired with:  
- 6m cable for GHOST VERTICAL and LINEAR;  
- 3m cable for MICROGHOST SQUARE;  
- 30 cm cable and fast connector for  
MINIGHOST SQUARE, GHOST SQUARE  
and GHOST HORIZONTAL.



**Led circuit 24V**  
MICROGHOST SQUARE

**Led circuit 230V**  
MINIGHOST SQUARE  
GHOST SQUARE  
GHOST HORIZONTAL  
GHOST VERTICAL  
GHOST LINEAR

*This product is manufactured on site during the concrete casting of the wall with hand crafted procedures; therefore, small imperfections caused by the low accuracy of the casting, subsidence of the concrete surface, actual and future cracks, colour ripples and variations over time, will be deliberately present and they are a feature of the concrete, proving the hand-made manufacturing procedure.*




**Product  
guide video**

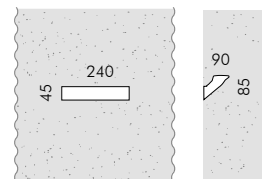
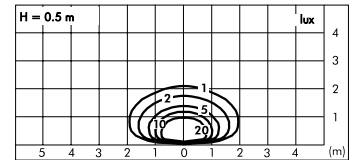




Ghost Linear L 240mm




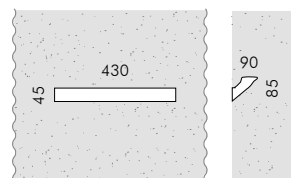
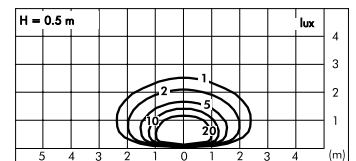
**C.8034W**   
 2 housings in aluminium  
 with locking system  
 +  
 Lighting element with white led  
**3000K** CR180 500lm  
 Rated luminaire luminous flux 159lm  
 Rated input power flux 6W 230V  
 Computer-simulated photometrics



Ghost Linear L 430mm





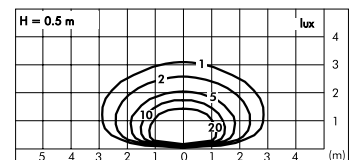
**C.8036W**   
 2 housings in aluminium  
 with locking system  
 +  
 Lighting element with white led  
**3000K** CR180 1000lm  
 Rated luminaire luminous flux 317lm  
 Rated input power flux 12W 230V  
 Computer-simulated photometrics



Ghost Linear L 810mm

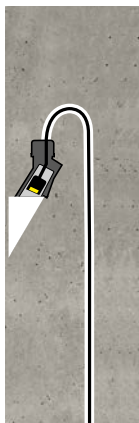


**C.8038W**   
 2 housings in aluminium  
 with locking system  
 +  
 Lighting element with white led  
**3000K** CR180 2000lm  
 Rated luminaire luminous flux 635lm  
 Rated input power flux 24W 230V  
 Computer-simulated photometrics



## Microghost Square

### < Range extension

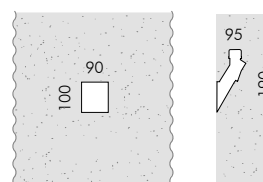
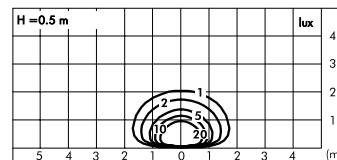


#### C.8030W

2 housings in polypropilene with locking system


+

Lighting element with white led  
**3000K** CRI80 320lm  
 Rated luminaire luminous flux 100lm  
 Rated input power flux 4W **24V**  
 Computer-simulated photometrics  
 Requires remote power supply 230V/24V DC  
**(type S.3402 or S.3407)**



## Minighost Square

### < Range extension

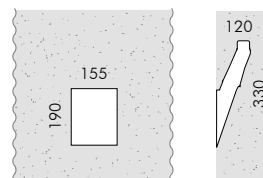
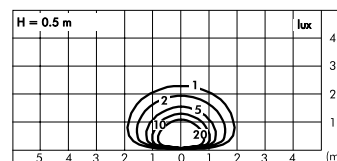


#### C.8028W


2 housings in polypropilene with locking system

+

Lighting element with white led  
**3000K** CRI80 490lm  
 Rated luminaire luminous flux 190lm  
 Rated input power flux 6W 230V  
 Computer-simulated photometrics



## Ghost Square

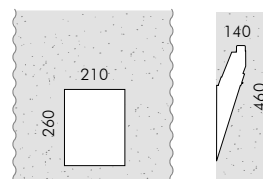
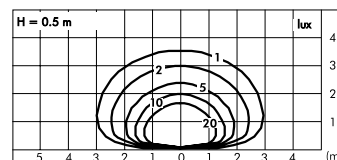


#### C.8026W

2 housings in polypropilene with locking system

+

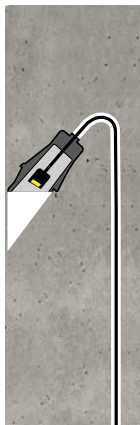
Lighting element with white led  
**3000K** CRI80 1150lm  
 Rated luminaire luminous flux 438lm  
 Rated input power flux 12W 230V  
 Computer-simulated photometrics







## Ghost Horizontal

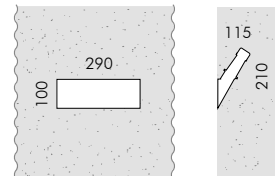
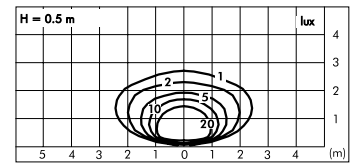


### C.8022W

2 housings in polypropilene with locking system

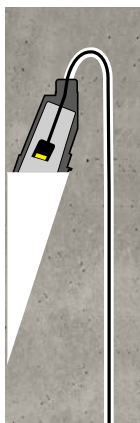
+

Lighting element with white led  
**3000K** CRI80 880lm  
 Rated luminaire luminous flux 286lm  
 Rated input power flux 10W 230V



# GHOST VERTICAL

## Ghost Vertical

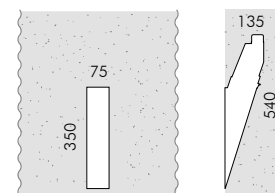
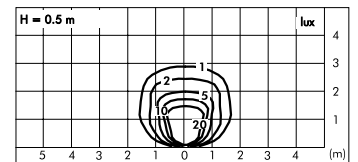


### C.8024W

2 housings in polypropilene with locking system

+

Lighting element with white led  
**3000K** CRI80 800lm  
 Rated luminaire luminous flux 250lm  
 Rated input power flux 7,6W 230V









# SIMES

luce per l'architettura

SIMES S.p.A. VIA G. PASTORE 2/4 - 25040 CORTE FRANCA (BRESCIA) - ITALY  
Tel. (+39) 030 9860411 - Fax (+39) 030 9828308  
simes@simes.com - www.simes.com