

Top Series

Top Compact still-sparkling



Installation Requirements

I. Installation requirements

- Do not install near direct or indirect heat sources (e.g. ovens, dishwashers, etc.). Ensure that hoses and cables do not contact heat sources.
- Place on a level surface resistant to liquids and heat that can bear the weight.
- Do not install at locations where there is a possibility of sprayed water or jets of water.
- Do not place any objects on the water dispenser.
- Make sure the environment condition is not explosive, corrosive or abrasive. Keep away from flammable objects.
- Avoid agitations and vibrations.
- The water dispenser is not suited for outdoor use.
- The ambient temperature around the dispenser should not exceed 32 °C.

1 Water connection:

A corresponding and functioning drinking water connection must be in the vicinity (to be provided by operator):

- 3/4" male angle valve or 3/4" male isolation valve terminated in a vertical position, preferably in stainless steel with shut-off valve in the cabinet underneath. The valve may also be made of chrome, plastic or brass in accordance with local legal requirements.
- Min. water supply flow pressure: 2.5 bar / 0.25 MPa (at 2 l/min waterflow).
- Connect only to drinking water lines that supply drinking water quality in accordance with the drinking water regulations at the location of use.
- Do not use in combination with a decarbonating filter or with pH-reducing systems (e.g. RO-system). Critical pH-value is <6.5 pH.
- Install the provided water pressure regulator including a controllable backflow preventer. Thus, a backflow or back siphonage of water into the water supply network according to DIN EN 1717 is prevented and the water dispenser protected.

2 Electrical connection:

The power connection for the dispenser must be provided by the operator adhering to local and harmonized safety electrical regulations/standards. The power rating and current consumption is indicated on the type plate of the respective unit and can be found in this document.

Electrical safety is only ensured if the units are connected correctly and safely earthed in accordance with local and harmonized electrical regulations/standards.

The water dispenser is only isolated and safe when the plug is isolated and removed from the fixed socket supply.

3 CO₂:

Foodgrade CO₂ bottle type E290 is to be provided by the operator.

The spatial volume of the installation room must be known. The max. permissible size of the CO₂ bottle is calculated from this. Contact customer service if in doubt about the CO₂ bottle size. The CO₂ bottle must be placed as far as possible from any heat sources.

II. Preparation

Preparation of the furniture for installation.

Recommended installation:

All dimensions in mm.

Ventilation requirements:

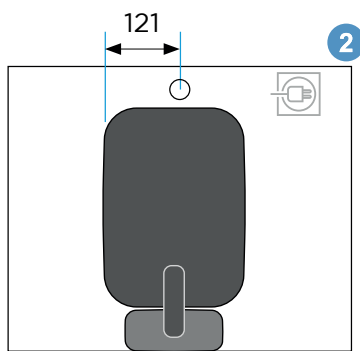
The water dispenser must be installed in such a manner that there is sufficient ventilation. Never cover or block ventilation slits and cooling fins. .

Base cabinet requirements:

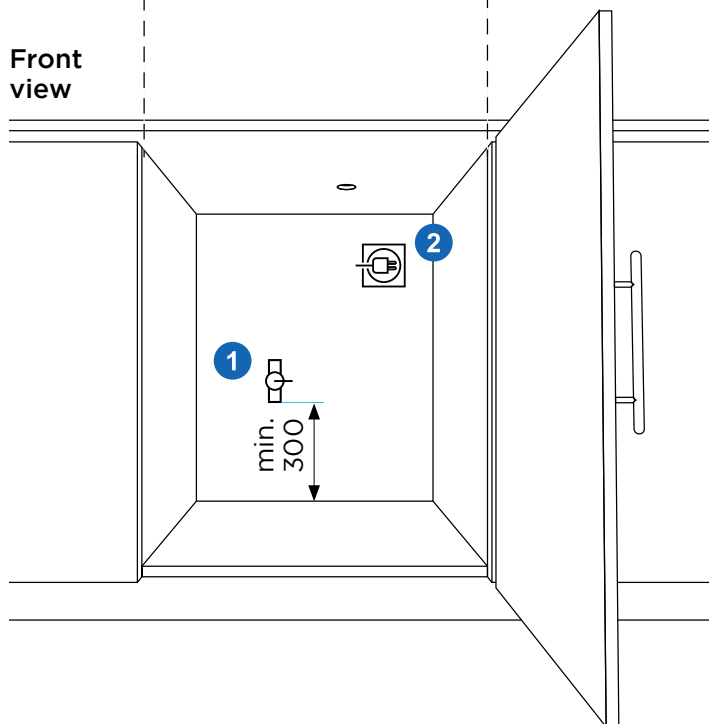
To ensure a stable installation the base cabinet must either be fixed to the wall using the wall mounting piece, or it must be installed with dedicated base cabinet base plate (recommended).

Top view

Hole diameter: min. 45 Ø



Front view



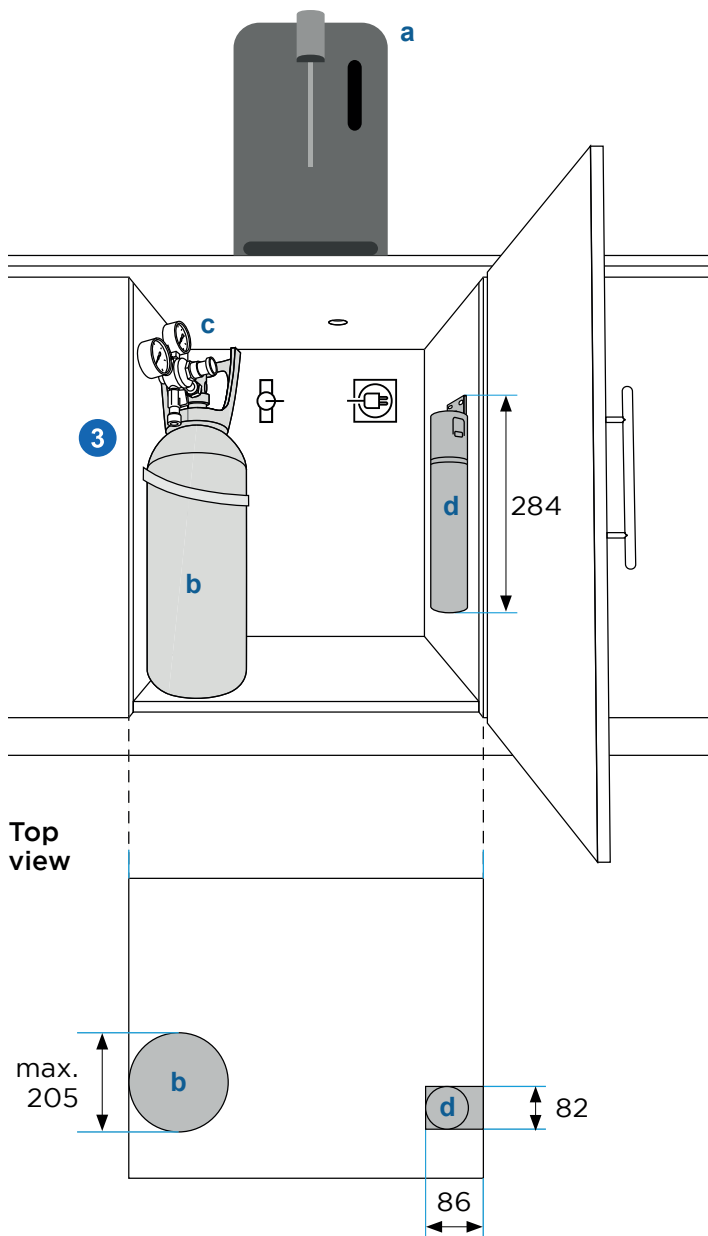
III. Arrangement

Recommended installation:

All dimensions in mm.

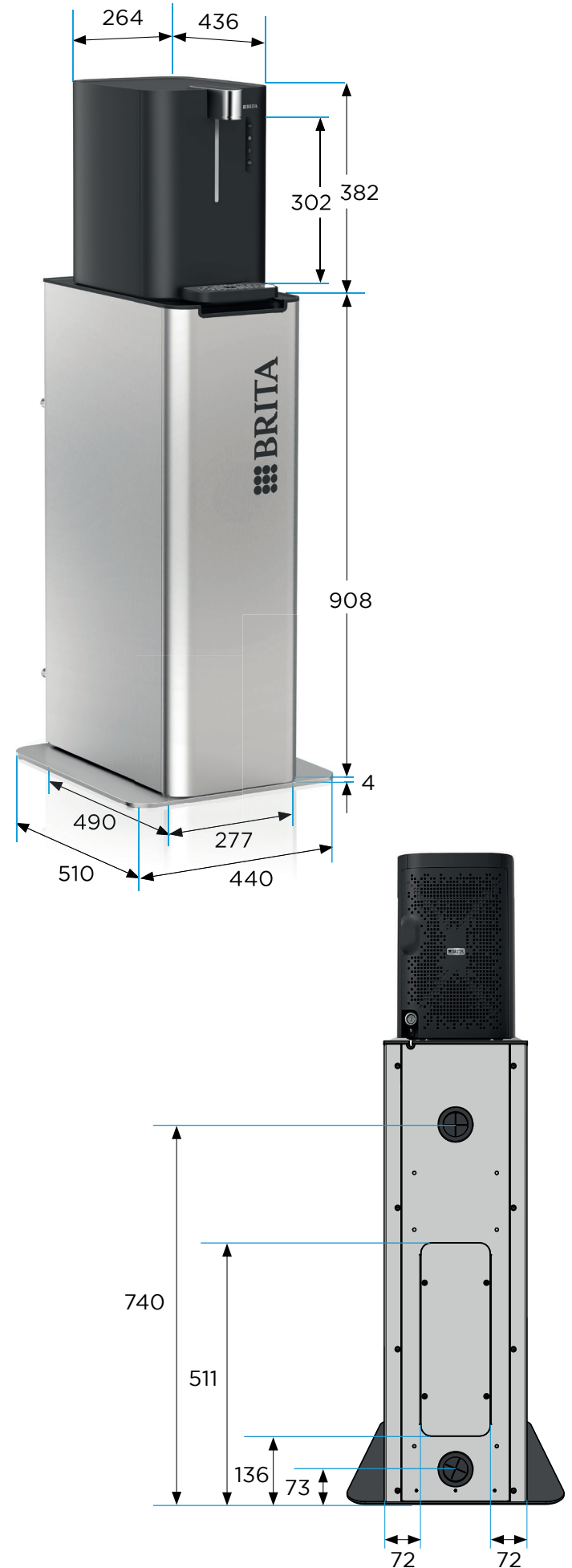
- a. Top Compact
- b. CO₂ bottle
- c. CO₂ pressure regulator
- d. Filter: Clarity Protect 100

Front view



IV. Dimensions

All dimensions in mm.



V. Technical data

Top Compact	
Technical conditions	
Voltage	220-240 V
Frequency	50 Hz
System inlet water pressure, max.	0.6 MPa / 6 bar
Inlet water pressure, min.	0.25 MPa / 2.5 bar
System operating inlet water pressure	0.4 MPa / 4 bar
Relative humidity, max.	60%
Inlet water temperature	5-25 °C
Surrounding temperature range	16-43 °C
Optimum Surrounding temperature range	16-32 °C
Height above sea level	< 2000 m
Protection Class	I
CO ₂ operating pressure	0.45 MPa / 4.5 bar
Flow rate	2 l/min
Current, max.	0.62 A
Power consumption, max.	117 W
Cooling Performance	15 l/h
Refrigerant: R600a	20.6 g
Noise emission	< 70 dB (A)
Dimensions and weight	
Countertop (WxHxD)	264 x 382 x 436 mm
Floor standing (WxHxD)	277 x 1290 x 490 mm
Dispensing height with / without drip tray	330 / 302 mm
Weight countertop	16 kg
Weight Base Cabinet	15.6 kg