

G-5000

STEEL POLYURETHANE SANDWICH DOOR
THICKNESS: 1 3/4" R-16 INSULATION

INSULATION OPTIONS

G-5138 THICKNESS: 1 3/8" R-12 INSULATION
G-5200 THICKNESS: 2" R-18 INSULATION



FEATURES AND BENEFITS

A HIGH-PRESSURE INJECTED POLYURETHANE


- Stronger and more energy-efficient insulation.
- Solidly bonded to the steel sheets providing a section that is **resistant to flexion**.

B SEALED THERMO-PANE WINDOWS

- Optimize insulation and reduce seal failures with **galvanized steel spacer technology**.
- Ensure a **long lasting and refined appearance** with one-piece molded polypropylene window frame.




C INTERLOK™ TRIPLE-CONTACT JOINTS


- Sections are **strengthened** by 2 steel walls joined together with **mechanical interlocking joints** which are more solid than just two bonded walls.
- Mechanical **thermal breaks** which are more efficient compared to thermal breaks made with glue.
- Triple-contact joints **provide 2 times more weathertightness** than those of the competition. 

D METAL REINFORCEMENT PLATES

- Provide **stronger fastening** for hinges and struts. These 14-gauge plates are 2 times thicker than 20-gauge plates used by other manufacturers.



E WOOD END BLOCKS

- Provide a **thermal break** that is more effective than steel end caps which form a thermal bridge. 
- **Structural elements** of the sections, the kiln-dried pine wood end blocks are installed at the outer ends of the section. They are stronger than insulation covered with a steel cap.

F LAG SCREW SYSTEM


- Provides much **better fastening** of the end hinges. The lag screws engage 8 threads into the wood, compared to a self-tapping screw going through a steel end cap engaging only about 2 or 3 threads.



PANEL CONSTRUCTION

- 1 **Steel walls**
 - 26/26-gauge, G60 hot-dipped galvanized steel with five coats of protective finish.
 - Baked-on polyester paint. Can be repainted.
 - Woodgrain finish on both sides of the door.
 - Same quality of corrosion-resistant steel for interior and exterior faces.
- 2 Insulated door with high-pressure injected polyurethane foam ensuring a high thermal-resistance rating and the solidity of a composite material.
 - **G-5000:** 1 3/4" (44.5 mm), R-16 (RSI 2.8 or k= 0.357 W/m²K)
 - **G-5138:** 1 1/2" (35 mm), R-12 (RSI 2.1 or k=0.476 W/m²K)
 - **G-5200:** 2" (50 mm), R-18 (RSI 3.2 or k= 0.313 W/m²K)
- 3 InterLok™ joints between each section:
 - **Mechanical joints** ensure stronger sections with walls of each panel mechanically interlocked (not only bonded by the polyurethane).
 - **Mechanical thermal break** avoids heat transfer between the interior and exterior walls of each section.
 - **Triple-contact joint** prevents air infiltration.
- 4 **U-shaped tubular bottom weatherstripping** made of thermoplastic elastomer (TPE) ensures the weathertightness of the threshold. Remains flexible and watertight during cold weather, until -62°F (-52°C).
- 5 **Wood end blocks** made of kiln-dried pine (grade 4). With our lag screw system, ensure better fastening of the end hinges. They also provide a thermal break which prevents thermal bridging.
- 6 14-gauge steel **reinforcement plates** placed inside the door for solidly attaching hinges and struts.

Door weight: **G-5000:** 1.90 lb/ft² (9.3 kg/m²)
G-5138: 1.75 lb/ft² (8.5 kg/m²)
G-5200: 1.95 lb/ft² (9.5 kg/m²)



COLORS



	Ice White	Desert Sand	Claystone	Dark Sand	Moka Brown	Evergreen	Silver	Charcoal	Black
G-5000	•	•	•	•	•	•	•	•	•
G-5138	•	•	•	•	•			•	•
G-5200	•								
Standard Window Frames¹	•	•	•	•	•	•		•	•

• = PREMIUM colors: small additional fees apply. Colors may slightly vary from image.
 ¹ G-5200 White only

WINDOWS



Available for G-5000, G-5138 and G-5200



Available for G-5000



Available for G-5000

Standard Windows

21" x 13" (533 mm x 330 mm)

Thermopane:

- G-5000: Clear, Sandblasted, Wired, Tempered, Laminated or Tinted
- G-5138: Clear or Sandblasted
- G-5200: Clear, Tempered 2 sides, Low-E or Low-E tempered 2 sides

Single glass (3 mm):

- G-5000 and G-5138: Clear or Sandblasted

Colors: see Color chart

Oval Windows

Polycarbonate only
 26" x 13" (660 mm x 330 mm)
 Color: Black

G-4400 Sections (Full Vision)

Colors: White, Black and Anodized

PANEL DESIGN



SIZES

	G-5000	G-5138	G-5200
Widths In 1" (25 mm) increments	From 4' to 29'6" (1.2 m to 9 m)	From 4' to 18' (1.2 m to 5.5 m)	From 4' to 24' (1.2 m to 9 m)
Heights In 3" (76 mm) increments	From 6' to 24' (1.8 m to 7.3 m)	From 6' to 18' (1.8 m to 5.5 m)	From 6' to 24' (1.8 m to 7.3 m)

HARDWARE

- Steel tracks: • 2" (50 mm), 13-gauge or 14-gauge
 • 3" (76 mm), 12-gauge

WARRANTIES (LIMITED)

- 10 years against any perforation of steel due to rust
- 10 years on the wood end blocks against cracking and rot
- 10 years against delamination of the steel skin from the polyurethane foam
- 1 year on other door components
- 10 years against seal defects on Standard windows

GARAGA® 8500 25th Avenue, 1 866 960-2828
 St-Georges, QC info@garaga.com
 G6A 1K5 Canada garaga.com

**YOUR
 GARAGA
 DISTRIBUTOR**

FSC LOGO