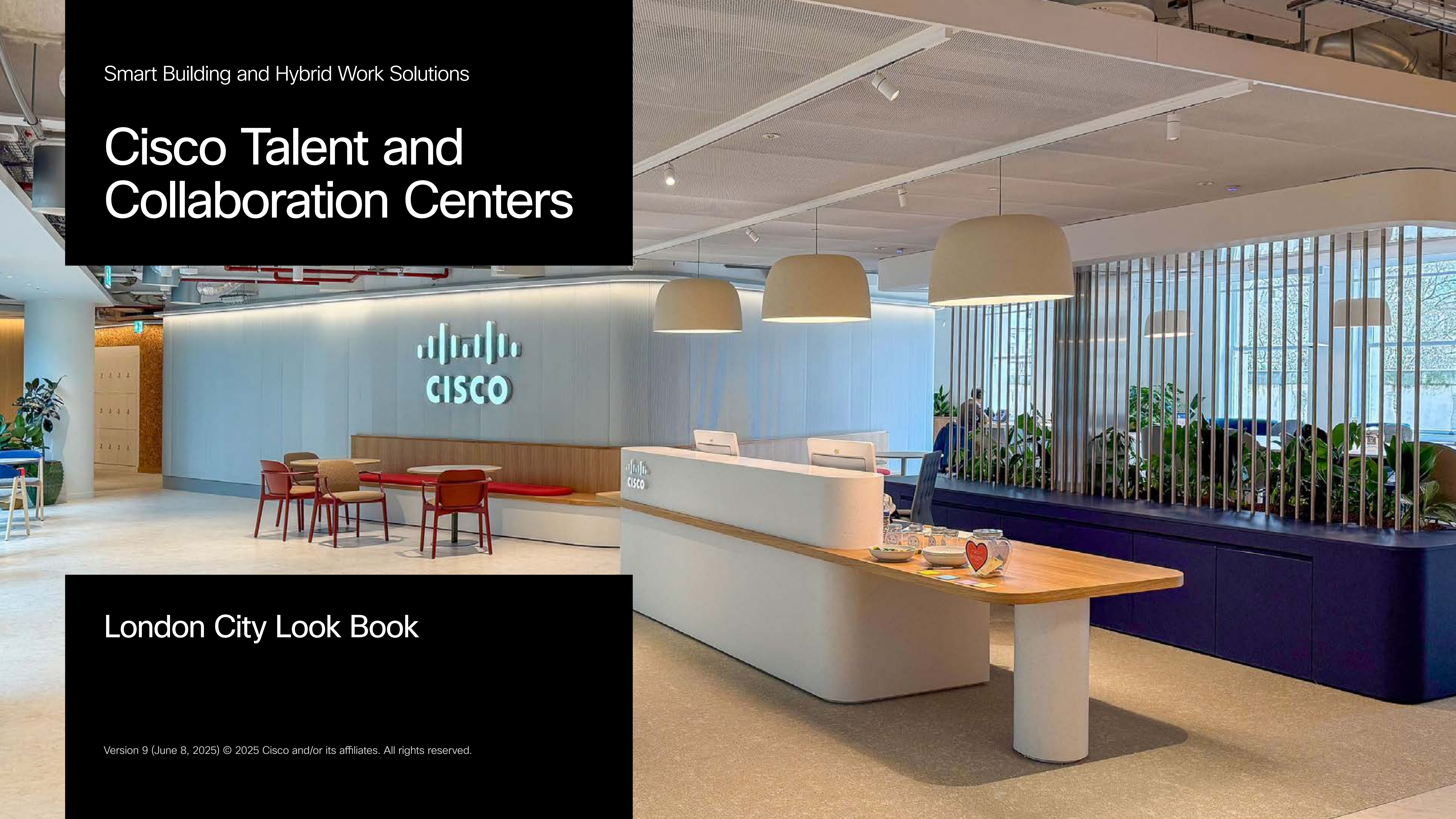


Smart Building and Hybrid Work Solutions

Cisco Talent and Collaboration Centers



London City Look Book

Version 9 (June 8, 2025) © 2025 Cisco and/or its affiliates. All rights reserved.



The intent of this document is to highlight the details, components and partners used in the creation of this office. Any reference herein to any specific commercial products or service does not necessarily constitute or imply its endorsement or recommendation.

London City Look Book

A modern workplace in a historic city setting

Nestled within the confines of historic Finsbury Circus, across from the largest public open space within London’s city boundaries, sits Cisco’s newest Collaboration Center. Keeping in line with Cisco’s recent workplace projects in New York City, Paris, Atlanta, Milan, and Shanghai, Cisco’s London City office combines innovative technology, cutting-edge space design, and contemporary furnishings to create a work environment that is ready to “earn the commute” of employees.

As with Cisco’s other new workplaces, Cisco’s London City office is designed to be one of the most connected, sustainable, and collaborative work environments ever created. Phase 1 – the build-out of a 2,000 m² (~22,000 ft²) new space on Level 6 – doubles Cisco’s presence in this location. This area is specifically designed for employees, customers, and partners to collaborate, learn, and socialize. Phase 2, expected to be complete in late 2025, will modernize the existing 1,850 m² (~20,000 ft²) of employee-focused space on Level 7 that Cisco has occupied since 2009.

Built on a Power over Ethernet (PoE) foundation, 100% of the lighting and a portion of the shading are low-voltage, powered by the Cisco network, contributing to Cisco’s sustainability goals for the location (LEED Gold). In addition, 100% of the sit-stand desks are powered over PoE as well, supporting our health and wellness objectives (WELL Platinum). When combined with other technology elements – such as Cisco Collaboration Devices, cloud-managed Cisco Catalyst WiFi Access Points, Meraki Cameras and Sensors, and Cisco Spaces, all connected by the Cisco network – the London City office is the next step in Cisco’s journey to digitize its real estate portfolio.

▶ Introduction	2
▶ Design Philosophy	3
▶ Key Design & Implementation Partners	4
▶ Enabling Technology	5
▶ Floor Plan	12
▶ Hot Desk	13
▶ Quiet Room (1 and 2 Person)	15
▶ Traditional Huddle Room	18
▶ Brainstorming Huddle Room	21
▶ Small Collaboration Room	25
▶ Medium Collaboration Room – Dual Display	28
▶ Medium Collaboration Room – Single Display	31
▶ Medium Collaboration Room – Video Centric	34
▶ Medium Brainstorming Room	37
▶ Innovation Suite	40
▶ Large Collaboration Room with Multi-camera Cinematic Meetings: Overview	43
▶ Large Collaboration Room	46
▶ Training Room	49
▶ Resources	52

Design Philosophy

A Focus on Neurodiversity



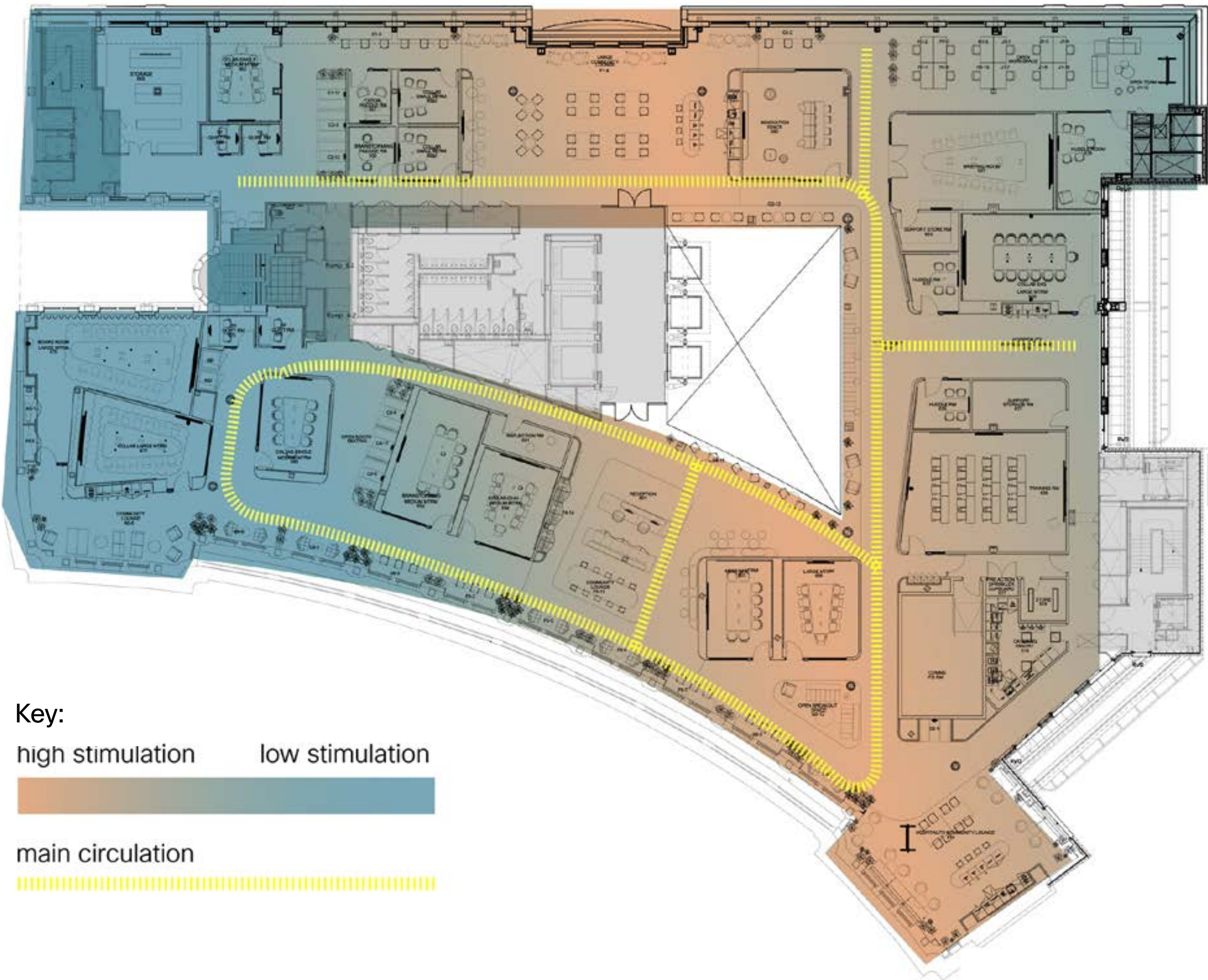
The new London office embraces inclusive design principles by offering a variety of spaces tailored to diverse working styles and sensory needs.

The space features a range of environments from low to high stimulation, with zoned quiet collaboration areas arranged in connected pockets, allowing for a smooth transition between hypersensitive and hyposensitive spaces.

The office also includes wellness spaces, such as sensory escape rooms, to support employee well-being. Cisco Spaces technology enables individuals to explore the office virtually before visiting.

Key design considerations include adjustable lighting, ensuring acoustic comfort in every space, clear wayfinding and signage with color, symbols, and braille, induction loops, and biophilic elements to enhance the overall experience.

Level 6:
Customer Floor



Key Design & Implementation Partners



Project &
Cost Management



Architectural
Design Services



General Contractor
Construction Management



Collaboration Design
& Implementation Services



Interiors & Furnishings



MEP Engineering Services

molex



Low Voltage 90W PoE lighting across entire floor and environmental sensors (temperature, humidity, TVoC, PM 1.0/2.5/10, and CO²) in the enclosed spaces

Mecho
somfy
molex



Intelligent automated shading platform

cisco
Meraki



MT40 Smart Power Controllers and MT15 Environmental Sensors (temperature, humidity, TVoC, PM2.5 and CO²) in the open plan areas.

mht


Low Voltage 90W Power over Ethernet (PoE) powered actuators for height adjustable desks

DBS
Digital Building Solutions

Smart Building Design
& Implementation Services

Enabling Technology

Smart Cameras



High-definition Indoor Security Cameras

Providing local storage of video and advanced object detection to support people counting.



Cisco Meraki MV22 Cloud Managed Security Camera



Enabling Technology

Cisco Spaces, Space Explorer



Workplace visualization tool, leveraging data sources across all technology platforms to help employees make better decisions within the work environment.



Collaboration space availability using presence and people counting data from Cisco collaboration devices

Indoor air quality from wired sensors in lighting platform, Cisco collaboration devices in collaboration spaces/individual spaces

Enabling Technology

Networking Elements



The Cisco Catalyst 90-watt UPOE+ 9300X stackable switching platform provides connectivity and power for both IT elements (wireless access points, collaboration devices, digital signage, smart cameras, etc.) and OT systems (lighting, shading and environmental sensors).



The Cisco Catalyst 9166l Wireless Access Points (APs) provide secure network connectivity for employees and guests. These cloud-managed devices have built in temperature, humidity, and air quality (TVoC) sensors, providing additional data on environmental performance.

Cisco Catalyst 9300X Switch



Cisco Catalyst 9166l Wireless Access Points



Enabling Technology

Cisco Video Devices



Cisco Room Bar

Integrated video conferencing system for small rooms



Cisco Room Bar Pro

Dual-camera integrated video conferencing system for medium rooms



Cisco Room Kit EQ

An AI-powered collaboration solution for large collaboration rooms and boardrooms



Cisco Room Kit Pro

A powerful and flexible room device bundle for very large rooms and custom AV integration scenarios.



Cisco Board Pro G2

Interactive collaboration board available in 55" and 75" screen sizes



Cisco Room Kit EQX

Powerful dual-screen collaboration system with integrated sound system



Cisco Desk Pro

Studio-quality desktop collaboration with a 27" screen, used in Quiet Rooms



Cisco Desk

All-in-one desktop collaboration device with a 24" screen, used on hot desks



Cisco Desk Mini

Desktop collaboration system with a 15" screen, used in video booth and banquettes



Cisco Ceiling Microphone Pro

Intelligent beam-forming mic, easy-to-deploy and gives great room coverage



Cisco Table Microphone Pro

Advanced beamforming table microphones.



Cisco Room Vision PTZ

Premium pan-tilt-zoom



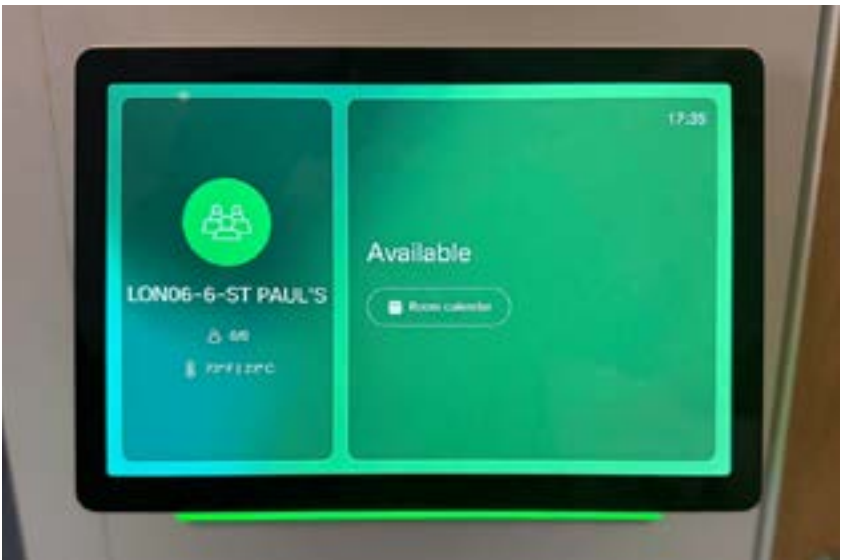
Enabling Technology

Room Signage



Bookable Rooms

Cisco Room Navigator for Wall – through its integration with the O365 Calendar – enables seamless room booking, calendar view, meeting information, and meeting extension with a few taps on the touch screen.



Available



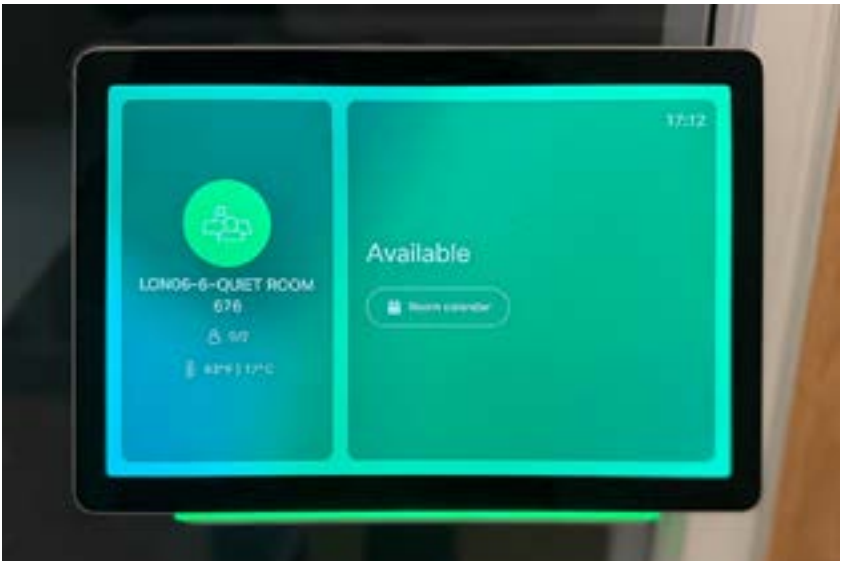
Booked (not yet occupied)



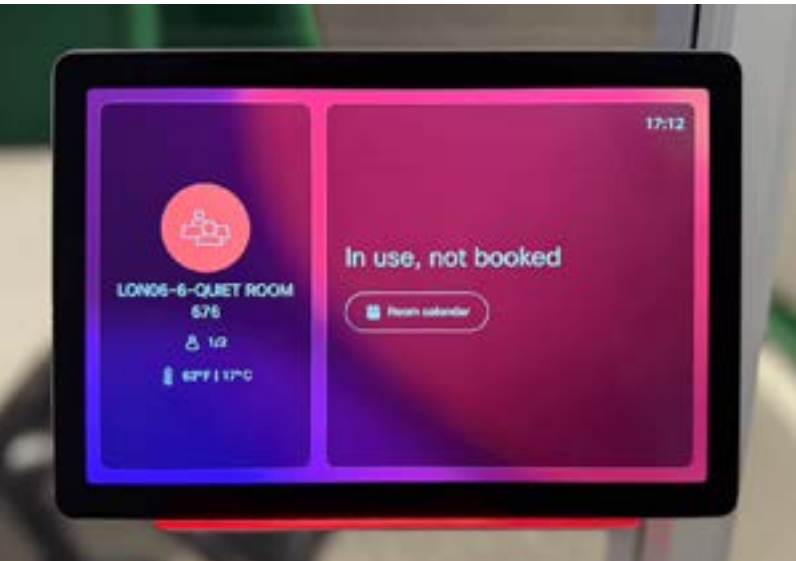
Occupied

Adhoc Rooms

Using the presence and people counting capabilities of the Cisco Collaboration Devices, the Cisco Room Navigator changes the LED light and display based on occupancy (green for available and red for occupied).



Available



Occupied

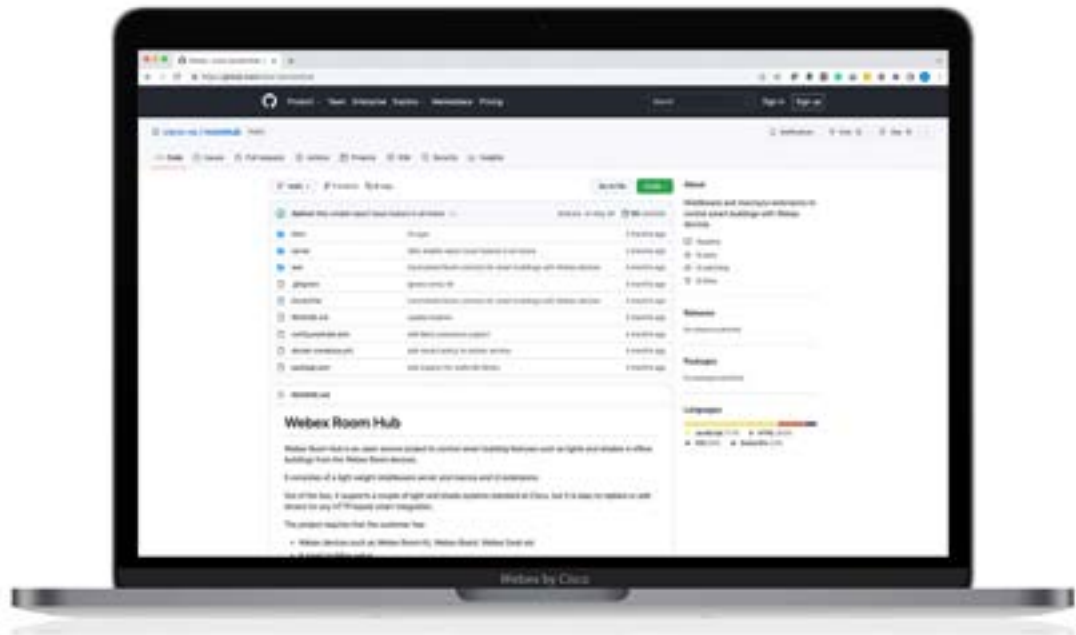
Enabling Technology

Building System Integration



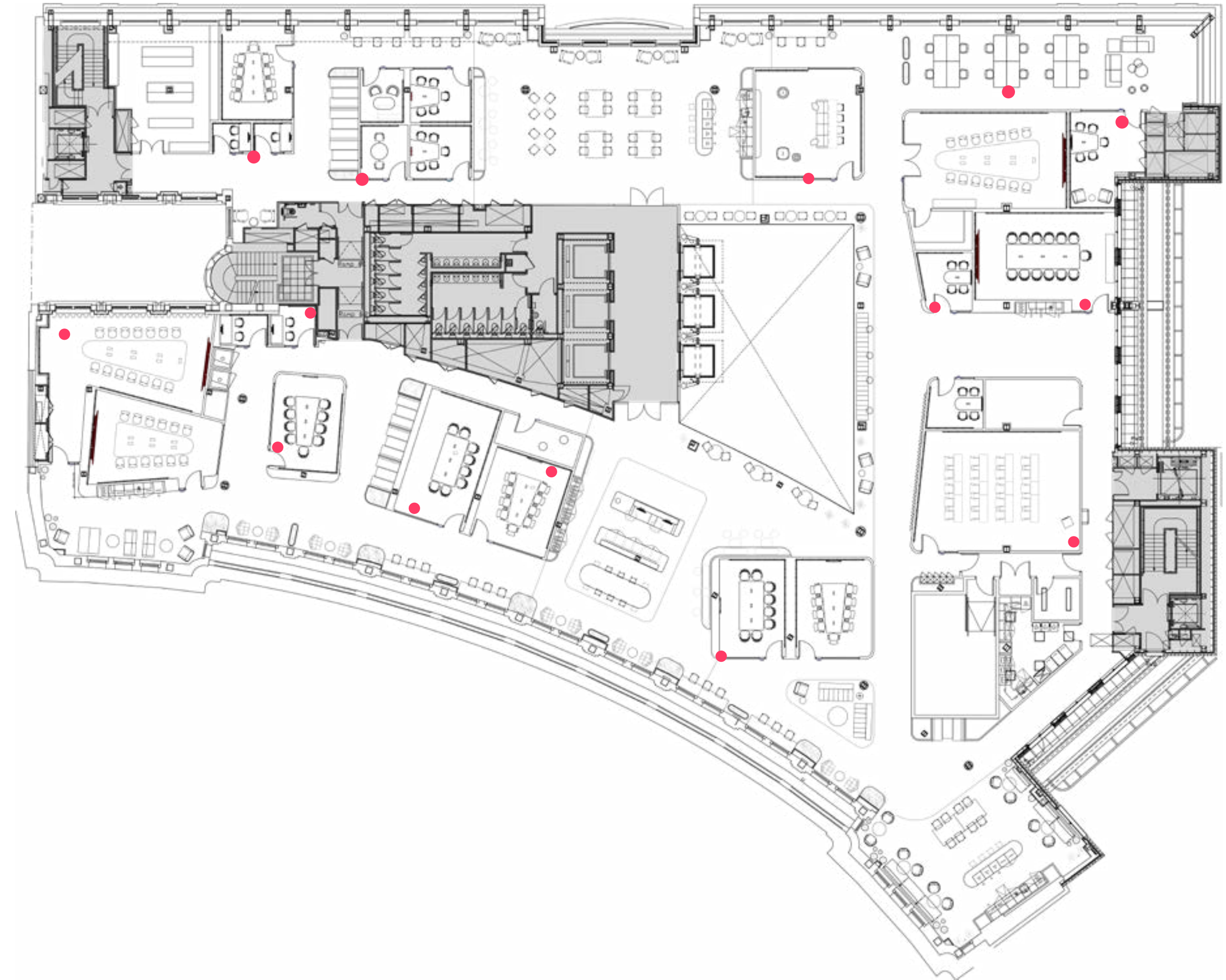
Leveraging the open APIs available from the smart building systems and the UI Extension feature within the Cisco collaboration devices, custom buttons have been installed on the Cisco Board Pros, Cisco Desk/Desk Pros, and the Cisco Room Navigator to control lights and shades in the collaboration spaces.

The integrations leverage the openness of the smart building APIs and the Cisco collaboration devices, and do not require using any third-party control systems (Crestron, AMX, etc.). They are now available on GitHub for download and use.





Floor Plan



Hot Desk

Overview



PAGE
13 / 52


Providing areas for people to do focus work or passively participate in a remote meeting is critical in the hybrid work environment, and the hot desk is the ideal space for these activities.

In the London City office, 100% of the desks are low voltage and powered by the Cisco network. This includes powering the height-adjustable desk motor, task light, USB-C worktop power module for laptop and mobile device charging, as well as the Cisco Desk device.

With a simple scan of the QR code, employees can sign in and book the desk for a few hours or for the rest of the day. Hot desking turns the Webex Desk into the employee's personal meeting device, enabling meeting notifications, One Button to Push (OBTP) to join a meeting, and whiteboarding. The device can also be used as a secondary display. With both USB and Bluetooth® audio output connectivity, employees can easily connect their personal headsets or earbuds so they don't disturb others around them. The Cisco Desk device can also be used as a secondary monitor.

Features

- Cisco Desk Collaboration Device
- Rawside HiLo Adjustable Desk
- Herman Miller Mirra 2 Chair
- Humanscale Nova Task Light
- MHT Inspextor Node
- Linak Worktop Power Module



Hot Desk

Components



Herman Miller Mirra 2 Chair



Humanscale Nova Task Light



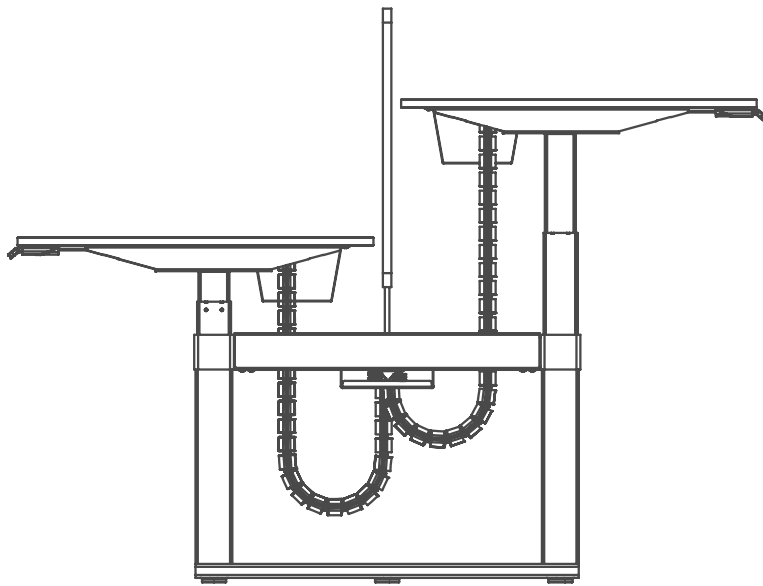
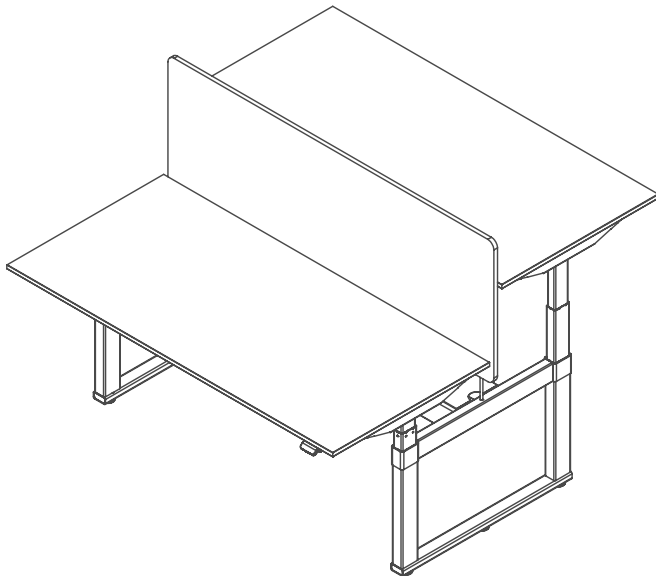
Finish: White



Cisco Desk



Rawside HiLo Adjustable Desk



MHT Inspextor



Linak Desktop Power Monument



Quiet Room (1 and 2 Person)

Overview



1 Person




The one and two-person quiet rooms are the great space when employees and/or visitors need privacy to take a video call, carry out focused work, collaborate with another individual, or simply need a bit more screen space.

Features

- Cisco Desk Pro
- Rawside HiLo Single Adjustable Desk
- Herman Miller Mirra 2 Chair
- Humanscale Nova Task Light



2 Person



Quiet Room (2 Person)

Components



Herman Miller Mirra 2 Chair



HermanMiller

Humanscale Nova Task Light



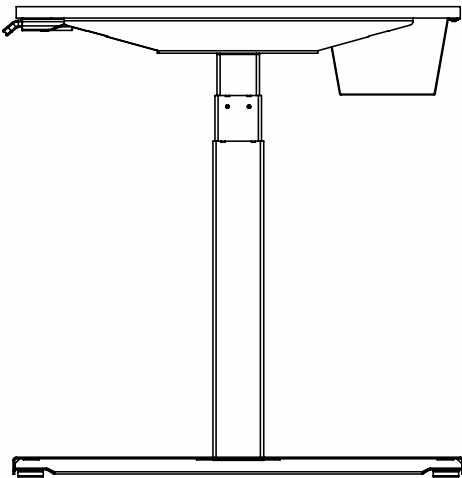
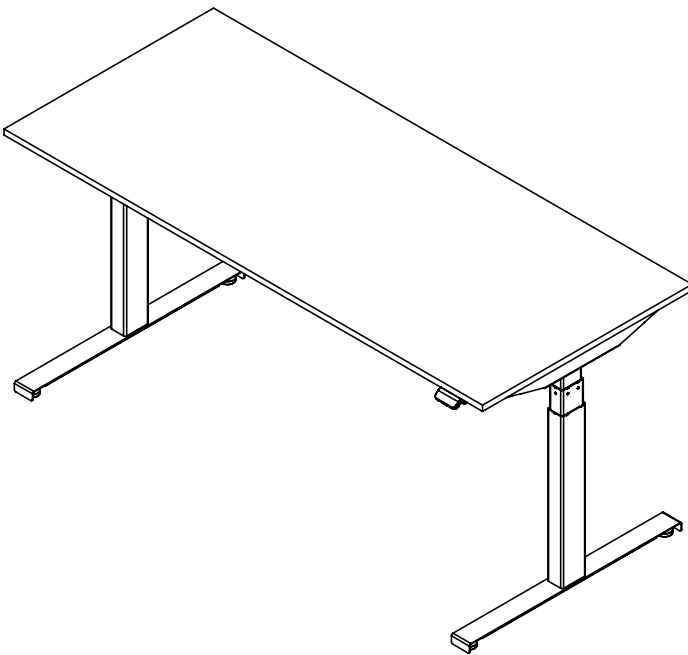
Finish: White

Humanscale

Cisco Desk Pro



Rawside HiLo Adjustable Desk



Rawside

Cisco Room Navigator for Wall



CISCO

CISCO

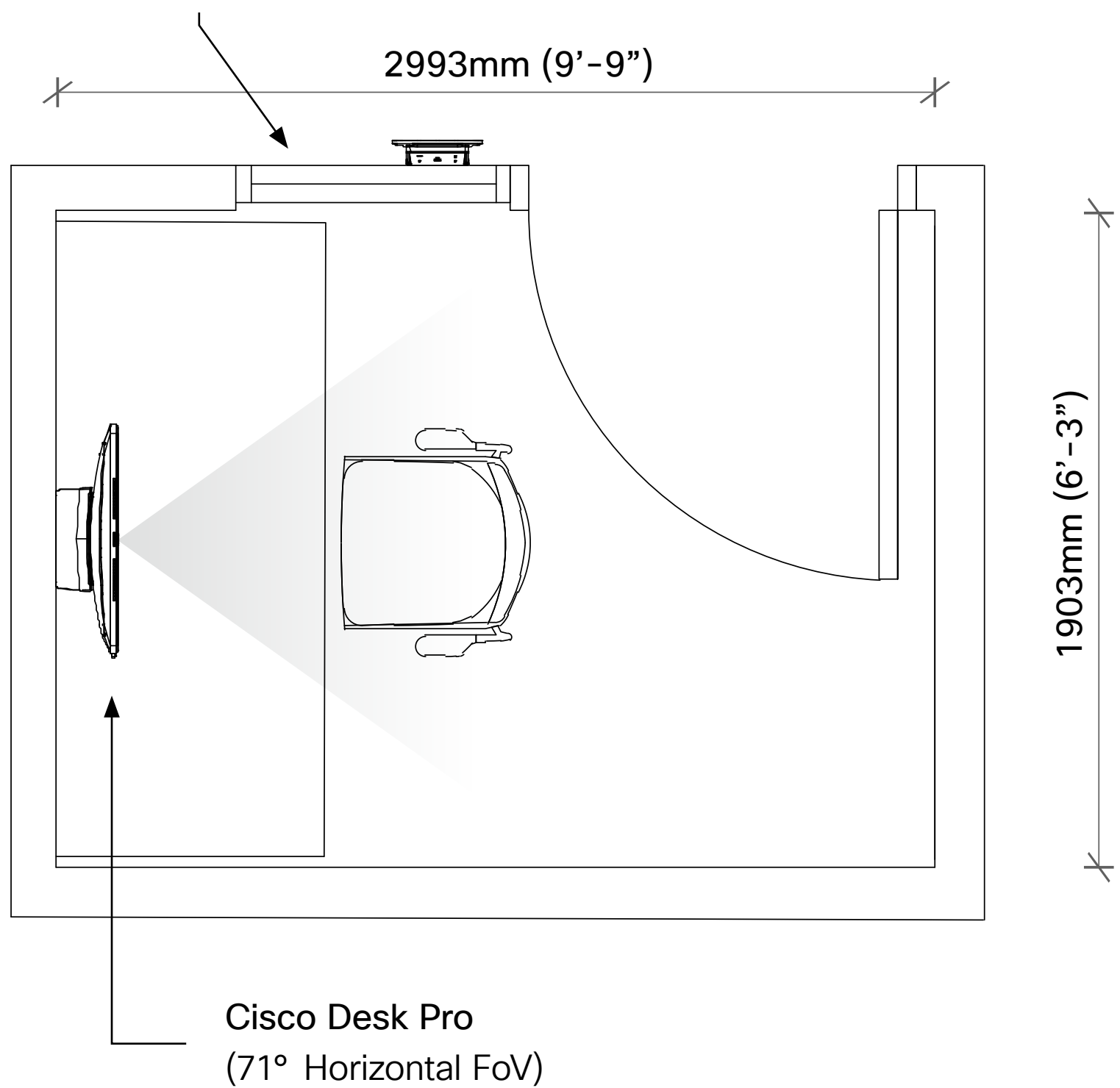
Quiet Room (1 and 2 Person)

Room Layout



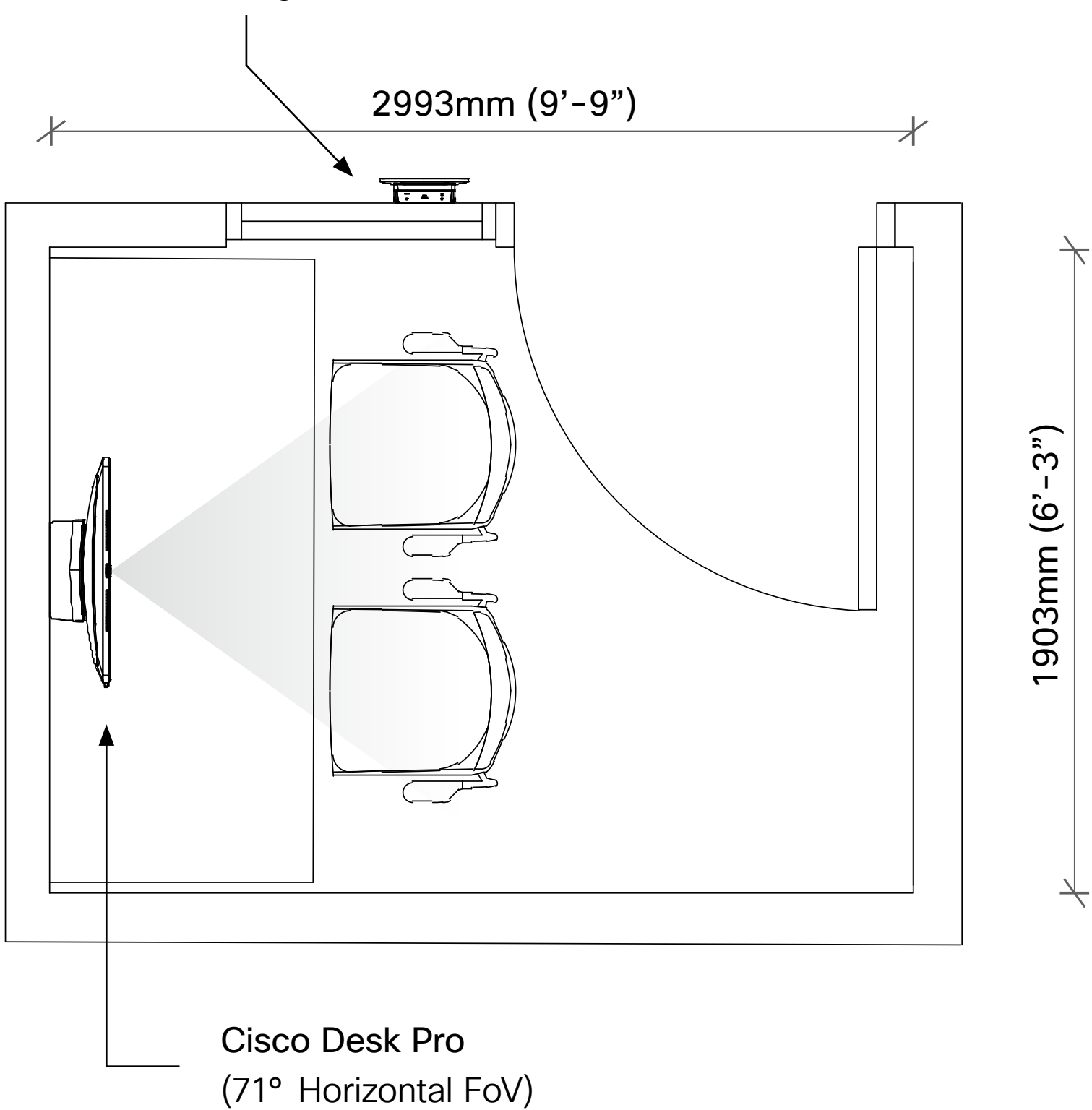
1 Person Quiet Room

Apply semi-transparent privacy film to sidelight for privacy



2 Person Quiet Room

Cisco Room Navigator for Wall



Note: Optimal size is nominal 2438mm x 1829mm (8'x6'), with a 1524mm (5') table, 1 person room can go to 2134mm x 1524mm (7'x5') with a 1291mm (4') table if needed

Traditional Huddle Room

Overview



Making it easy for small groups to come together to share information, brainstorm, and solve problems is absolutely critical.

Across both Levels 6 and 7, over 70% of the collaboration estate is focused on supporting groups of four or less. All of these spaces are video-enabled, ensuring the right resources can come together, regardless of where they are located.

The Traditional Huddle Room is a superb space for small-group collaboration. Wireless sharing allows you to display content effortlessly in local and virtual meetings, and by leveraging the embedded speaker and microphone in the Cisco Room Bar, these rooms are easy to deploy and support.

Features

- Cisco Room Bar
- Cisco Room Navigator for Table
- Single 43" display (LG, Panasonic, Samsung, or Sony)
- Rawside Workaround D-shaped Meeting Table
- Andreu World Nuez Conference Chair with cantilever base


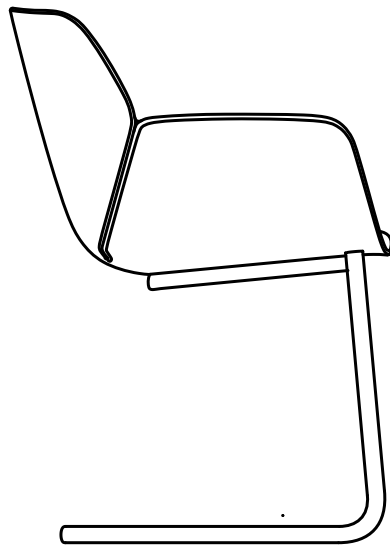


Traditional Huddle Room

Components



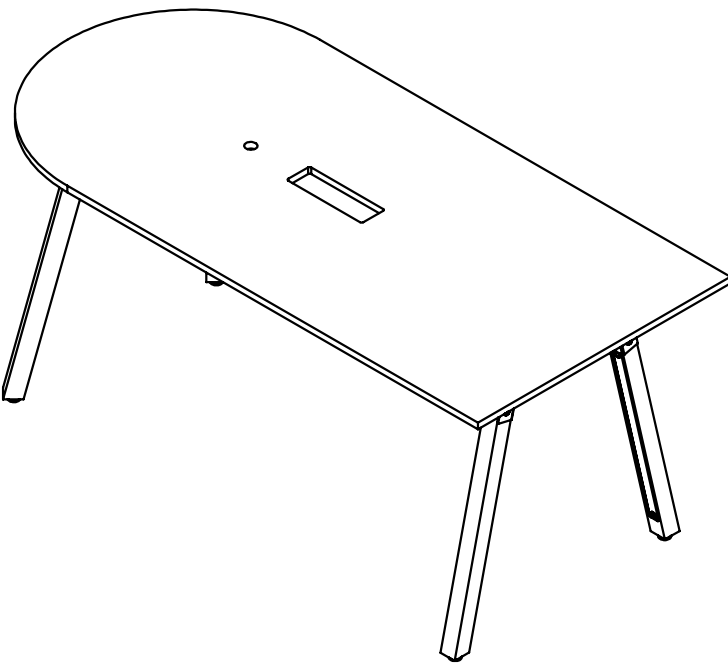
Andreu World Nuez Conference Chair
With cantilever base



Andreu World

Rawside Workaround D-shaped Meeting Table

Laminate top
Taper edge on 3 sides and self
edge on wall mounted side,
New Age Oak finish



Rawside



Single 43” Display
(LG, Panasonic, Samsung, or Sony)

LG Panasonic SAMSUNG SONY

Cisco Room Bar



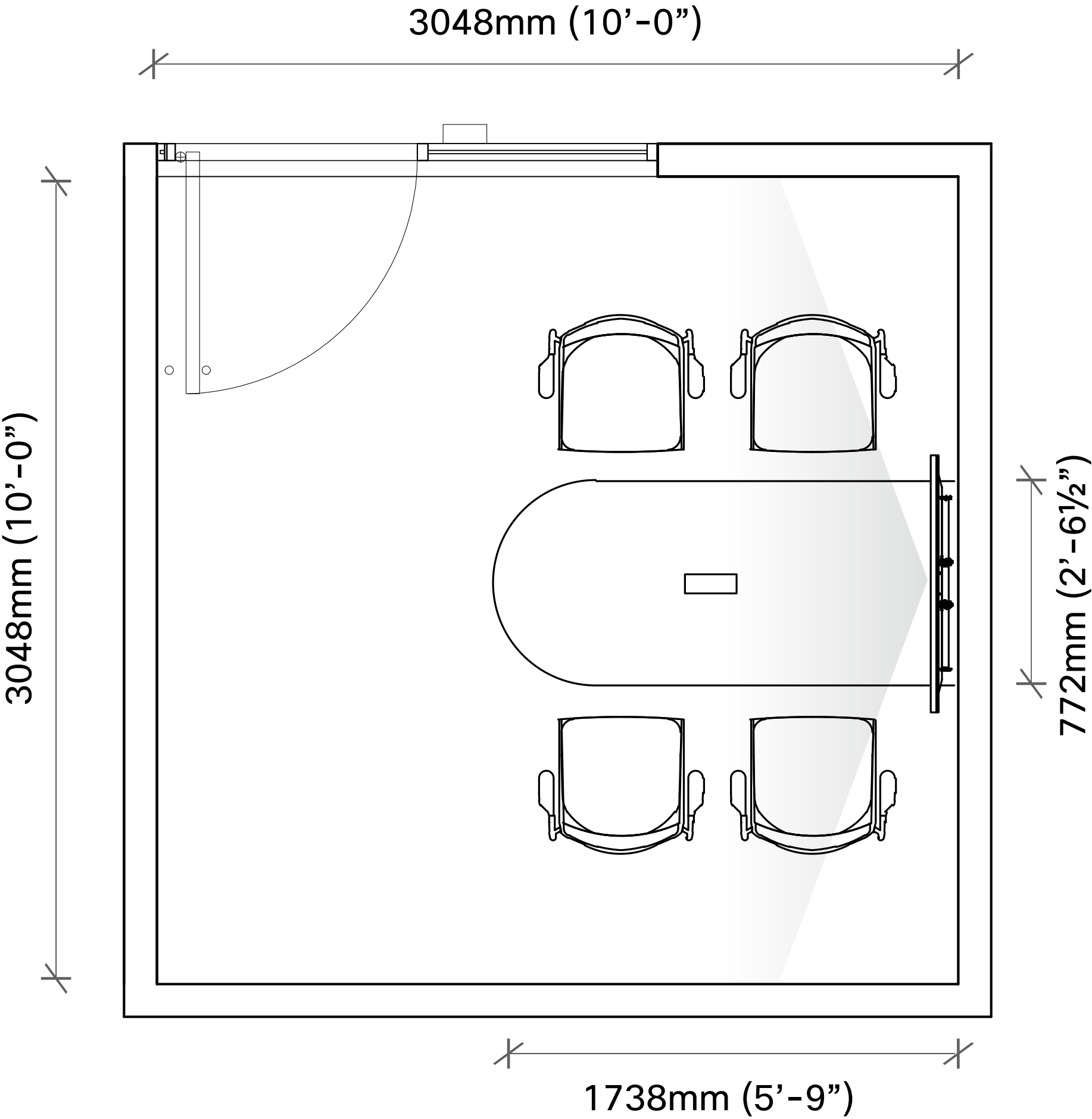
Cisco Room Navigator for Table



CISCO

Traditional Huddle Room

Room Layout



Note: Floor plan depicts suggested nominal size.

Brainstorming Huddle Room

Overview



A perfect space for an ad-hoc brainstorming session or when you want to co-create with a colleague on an important project.

In London City, there are two options for this workspace – bar and standard height. When paired with a bar height table, the Cisco Board Pro 55 is attached to the fully supported wall using the Cisco Board Pro wall mounting kit. When standard height furniture is used, the optimal configuration includes an adjustable height mount, allowing the device to be used both in a standing and seated position.

Features

Counter Height:

- Cisco Board Pro G2 55 with wall mount
- Rawside Workaround Round High Meeting Table
- Andreu World Nuez Bar Stool with cantilever base

Standard Height:

- Cisco Board Pro G2 55 on a Salamander EZ Lift mount
- Rawside Workaround Pill-shaped Meeting Table
- Andreu World Nuez Chair



Brainstorming Huddle Room

Components

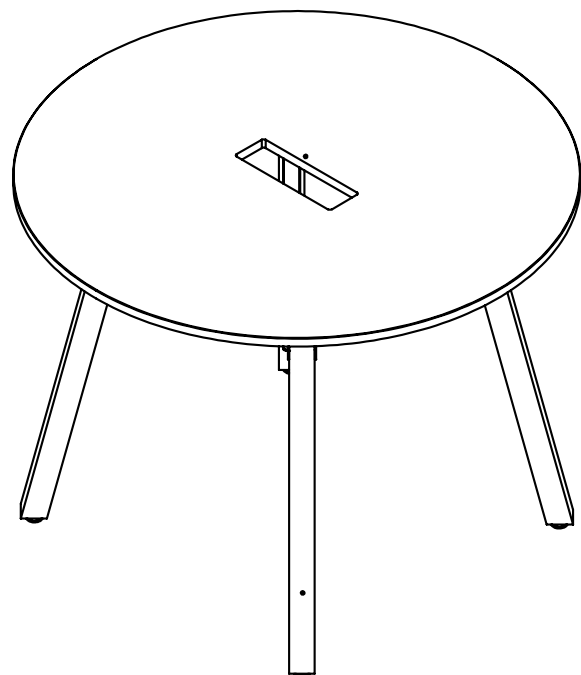


Counter Height

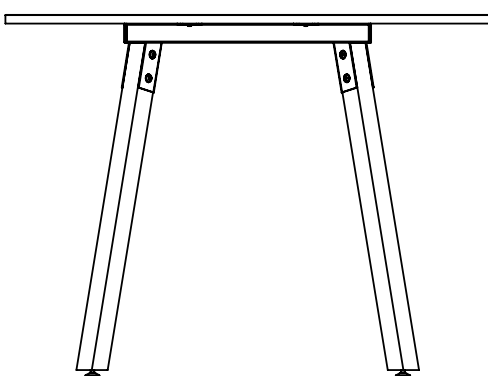
Andreu World Nuez Bar Stool
With cantilever base



Andreu World



Rawside Workaround Round
High Meeting Table

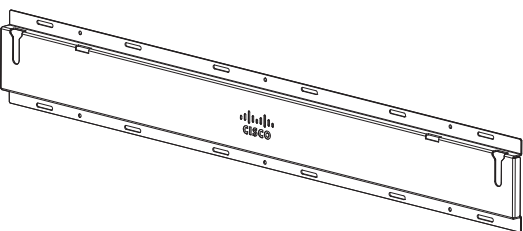


Rawside

Cisco Board Pro G2 55



Cisco Board Pro
Wall Mounting Kit



Board Pro 55
wall mount bracket

CISCO

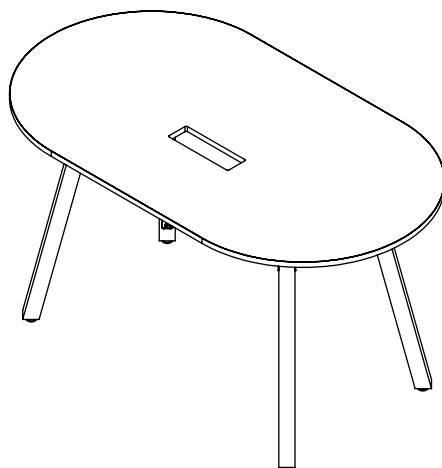
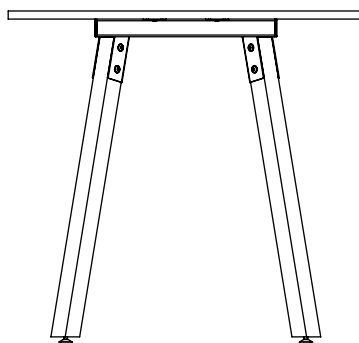
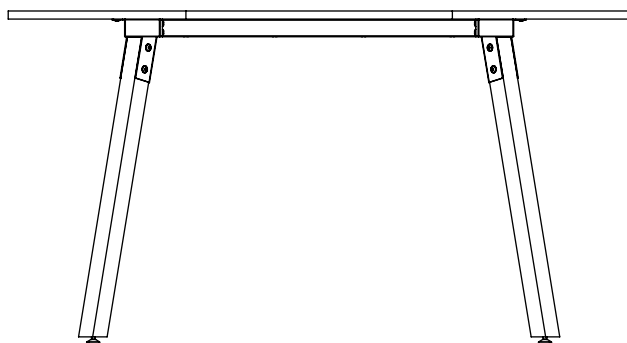
Standard Height

Andreu World Nuez Chair
With 4 casters on a swivel base



Andreu World

Rawside Workaround Custom Pill-shaped Meeting Table



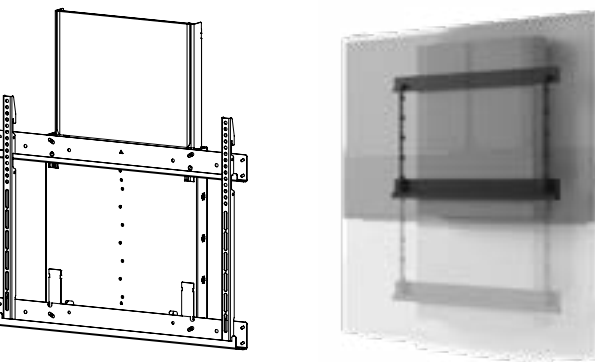
Rawside

Cisco Board Pro G2 55



CISCO

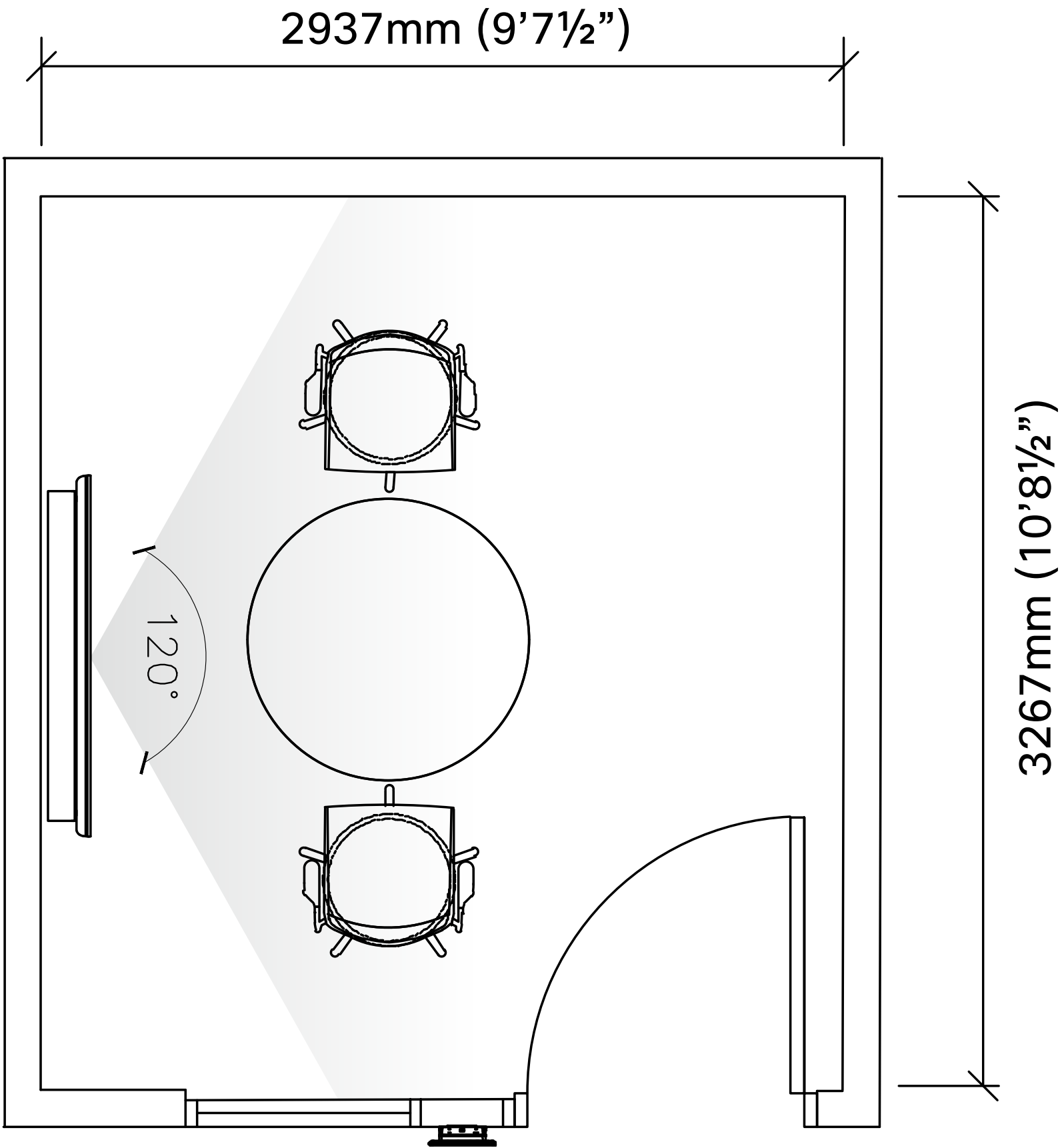
Salamander
EZTouch Mount



SALAMANDER
DESIGNS

Brainstorming Huddle Room

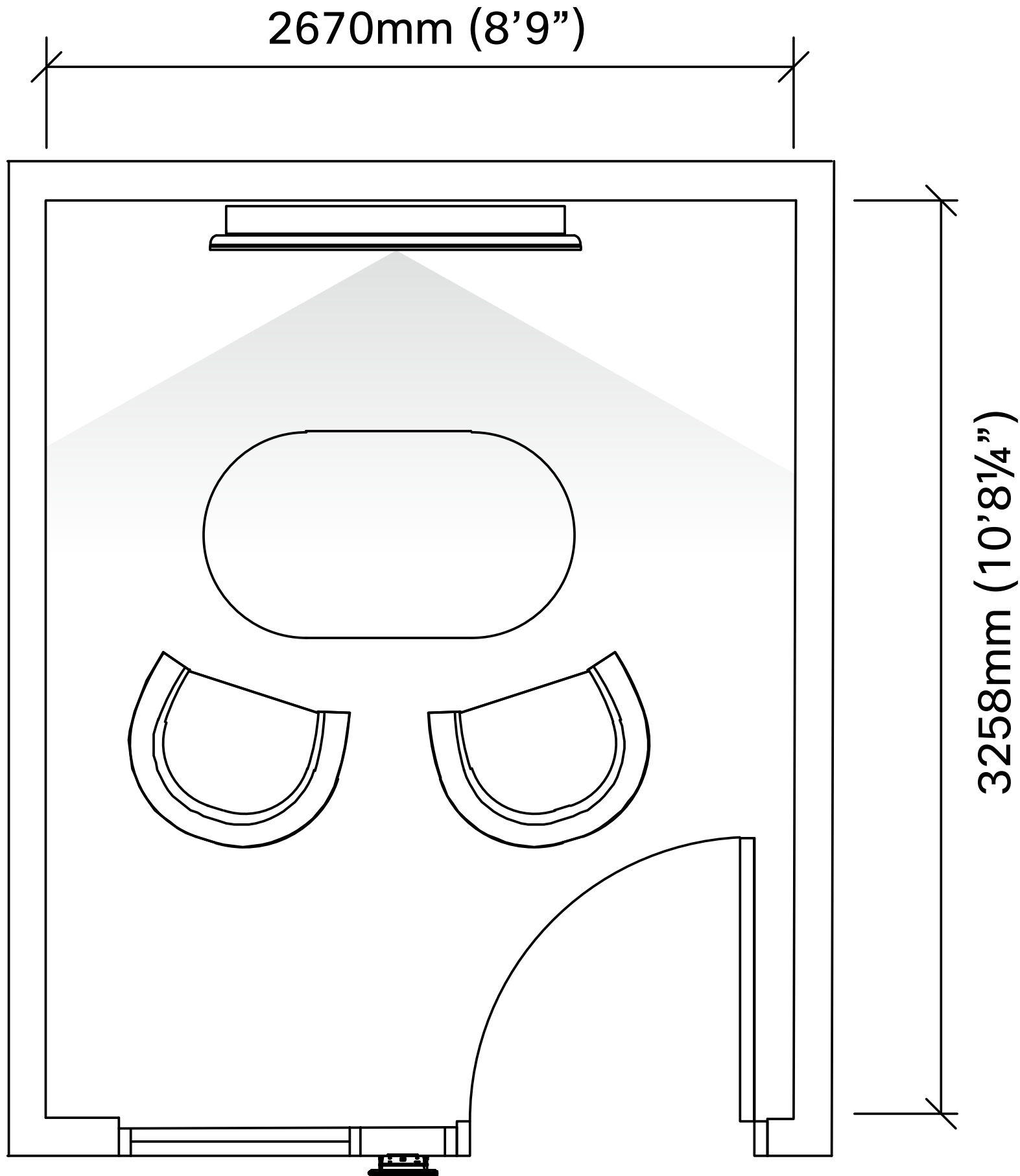
Room Layout - Counter Height



Note: Floor plan depicts suggested nominal size.

Brainstorming Huddle Room

Room Layout - Standard Height



Note: Floor plan depicts suggested nominal size.

Small Collaboration Room

Overview



Small groups get work done. These small collaboration rooms are great spaces to bring in-person and remote colleagues together. The tapered surface of the table and 120° field of view of the Cisco Room Bar ensures everyone is in view.

Features

- Cisco Room Bar
- Cisco Room Navigator for Table
- Single 50" Display (LG, Panasonic, Samsung, or Sony)
- Rawside Workaround Trapezoid-shaped Meeting Table
- Andreu World Nuez Conference Chair with a cantilever base



Small Collaboration Room

Components



Cisco Room Bar

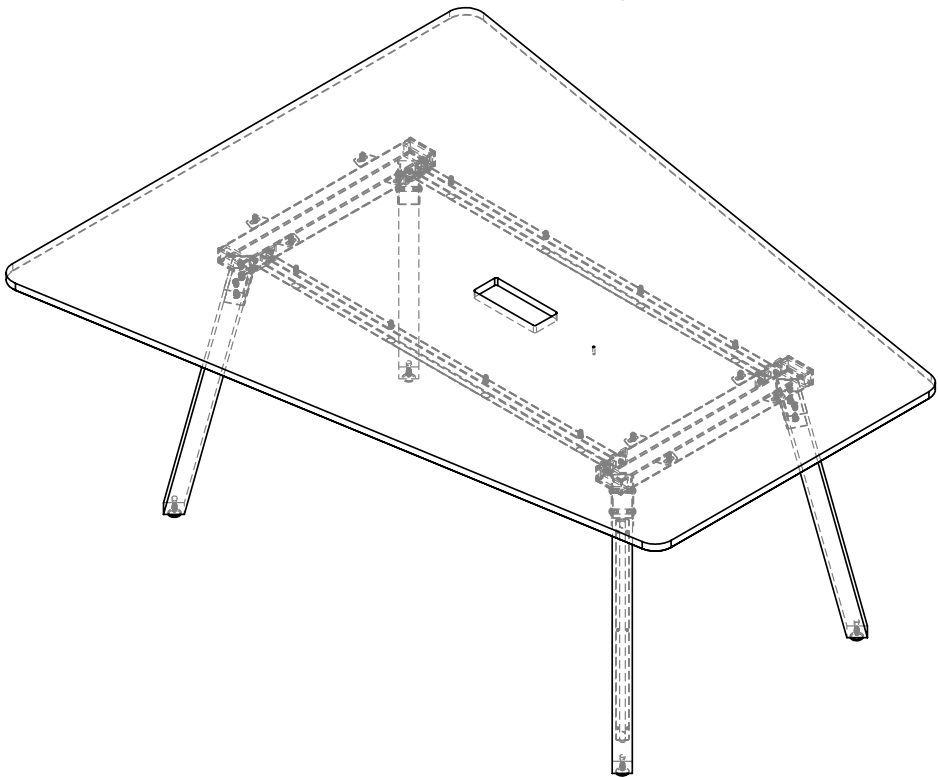
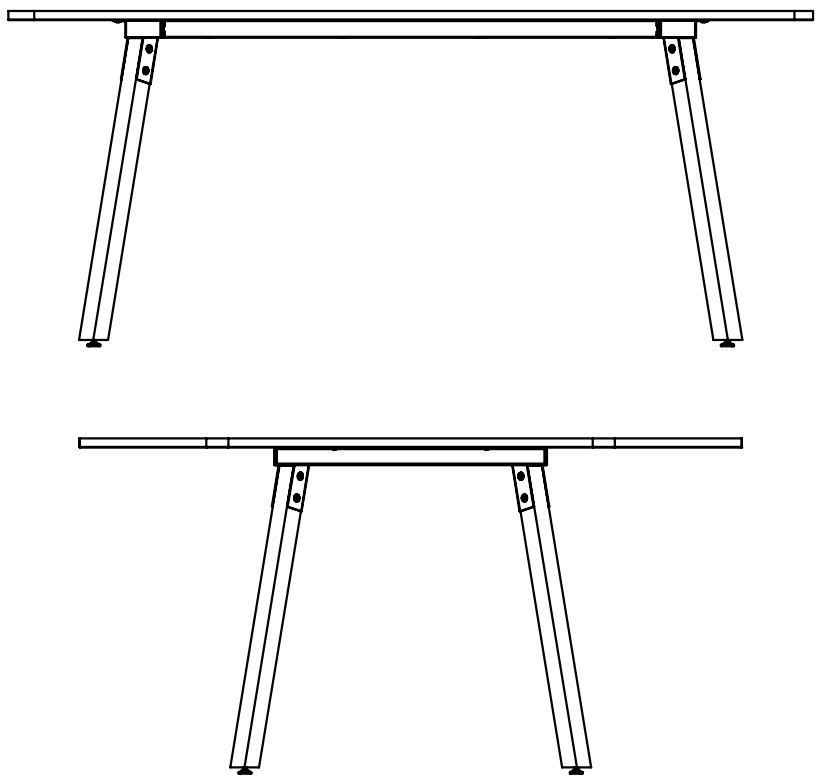
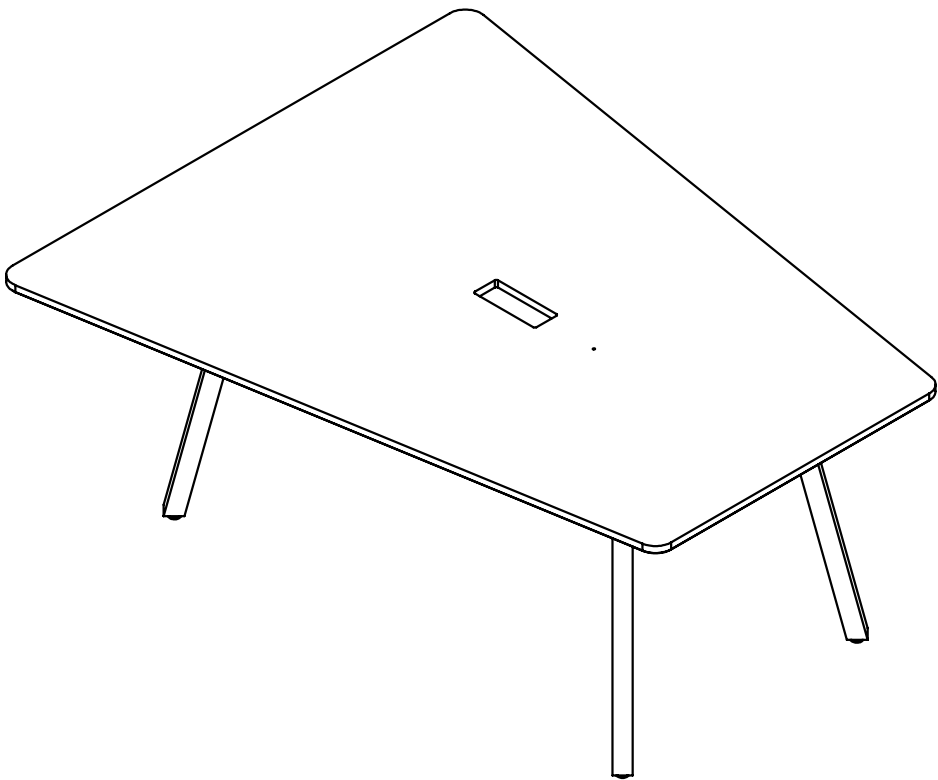
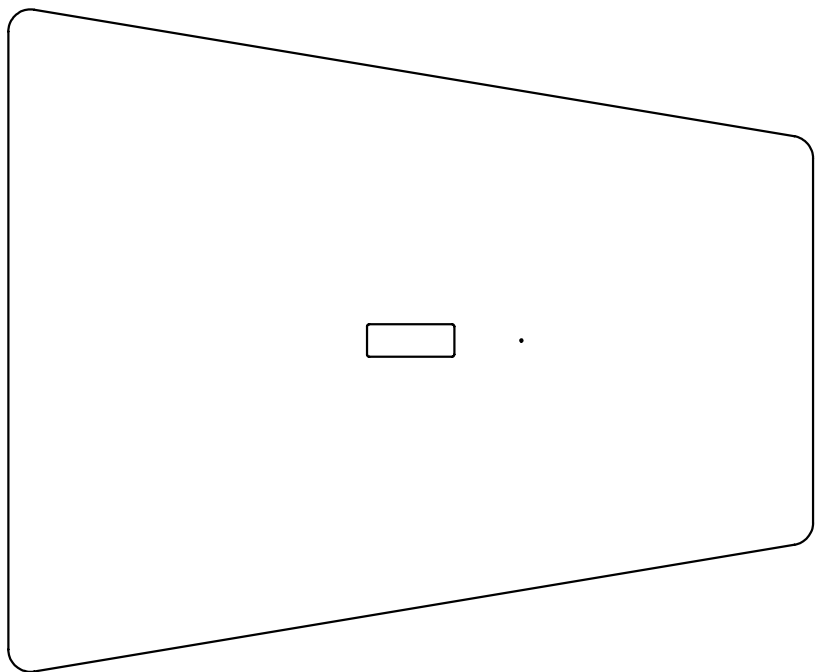


Cisco Room Navigator
for Table

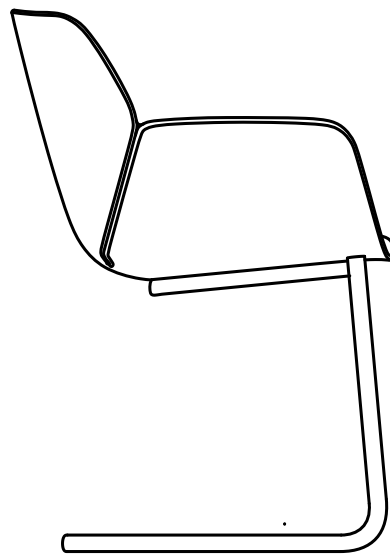


CISCO

Rawside Workaround Trapezoid-shaped Meeting Table



Andreu World Nuez
Conference Chair
With cantilever base



Andreu World

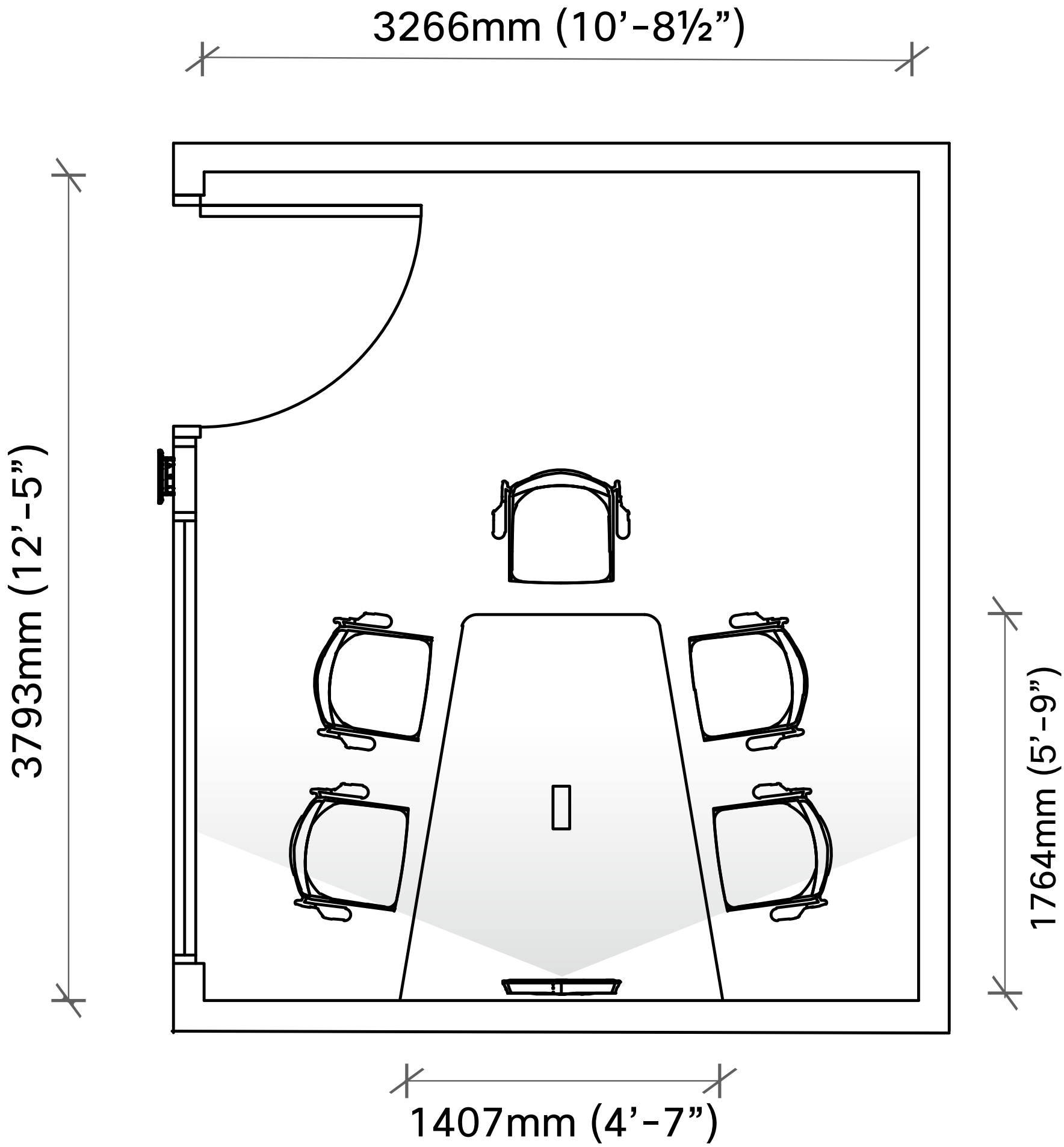
Single 50" display
(LG, Panasonic, Samsung, or Sony)



LG Panasonic SAMSUNG SONY

Small Collaboration Room

Room Layout



Note: Floor plan depicts suggested nominal size.

Medium Collaboration Room – Dual Display

Overview



The perfect space to bring people together for knowledge sharing. The dual 65" displays allows in-room to see content and remote participants simultaneously, and the trapezoid shaped table ensures remote participants get the best view all the time.

Features

- Cisco Room Bar Pro with dual 65" displays, wall mounted
- Cisco Room Navigator for Table
- Cisco Table Microphone Pros
- Rawside Workaround Trapezoid-shaped Meeting Table
- Andreu World Nuez Chair



Medium Collaboration Room – Dual Display

Components



Cisco Room Bar Pro



Cisco Table Microphone Pro



Cisco Room Navigator for Table



CISCO

Dual 65” Displays
(LG, Panasonic, Samsung, or Sony)



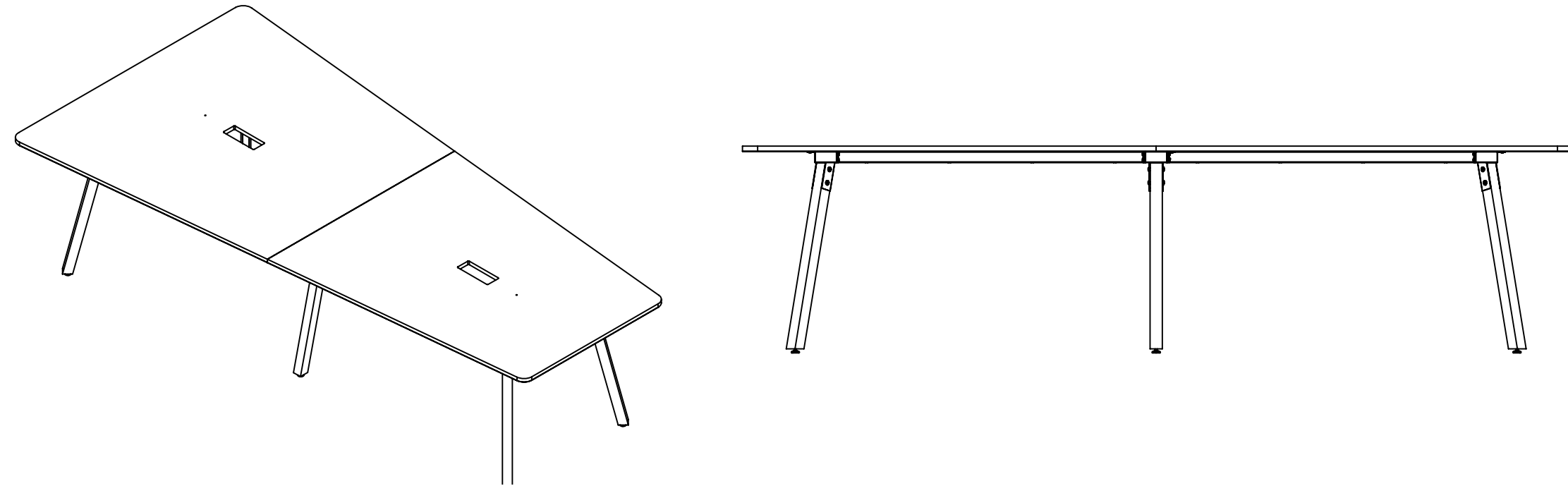
LG Panasonic SAMSUNG SONY

Andreu World Nuez Chair
With 4 casters on a swivel base



Andreu World

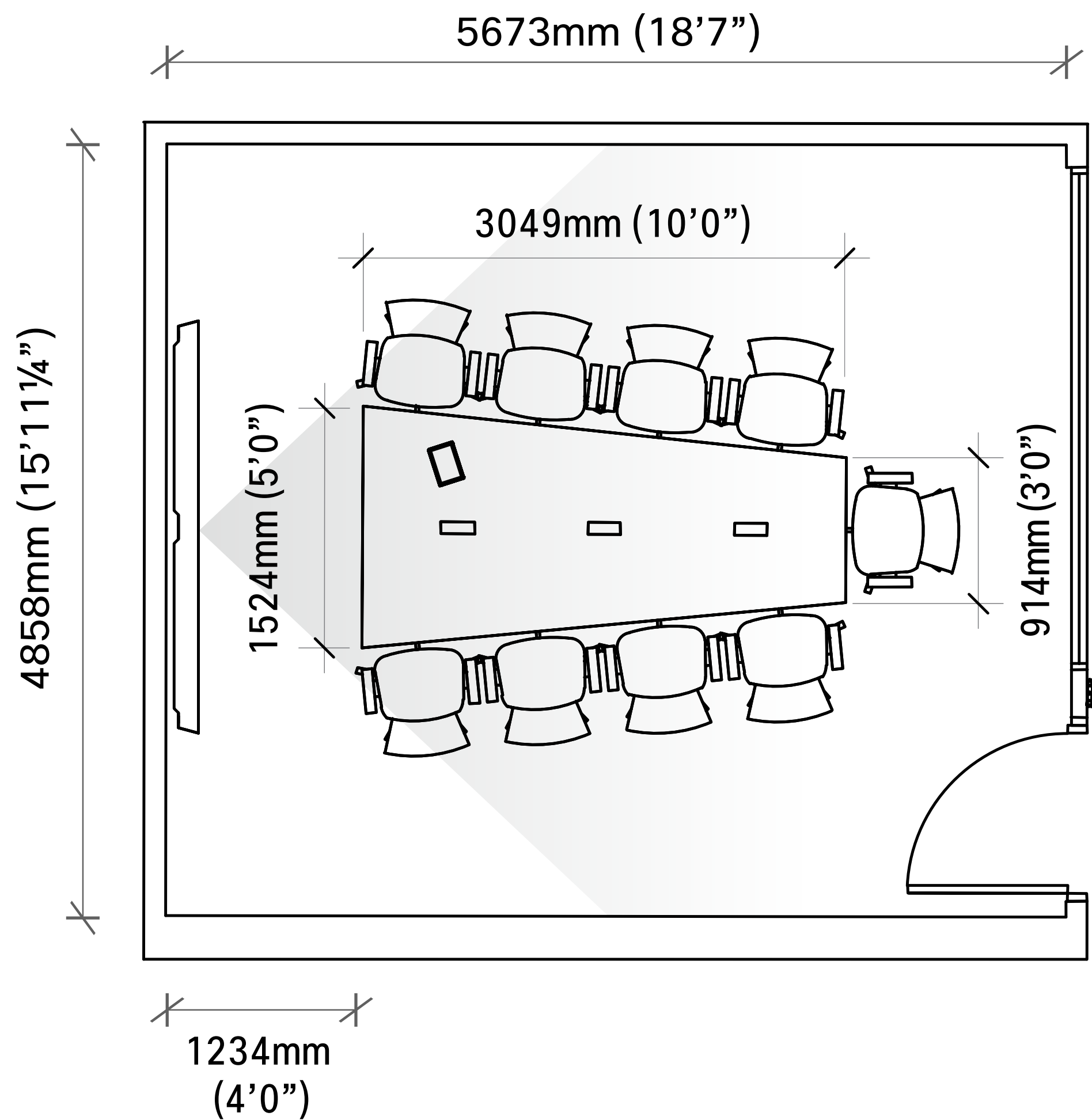
Rawside Workaround Trapezoid-shaped Meeting Table



Rawside

Medium Collaboration Room - Dual Display

Room Layout



Medium Collaboration Room – Single Display

Overview



The Medium Collaboration Room with a single display is a great solution when wall space is at a premium. The large display provides ample screen space for both video and content, and when combined with a tapered table both in-person and remote participants are guaranteed to have a great experience.

Features

- Cisco Room Bar Pro and 75" display, mounted on a Salamander Designs Strut 170 Wall Stand
- Cisco Room Navigator for Table
- Cisco Table Microphone Pros
- Rawside Workaround Trapezoid-shaped Meeting Table
- Andreu World Nuez Chair



Medium Collaboration Room – Single Display

Components



Cisco Room Bar Pro



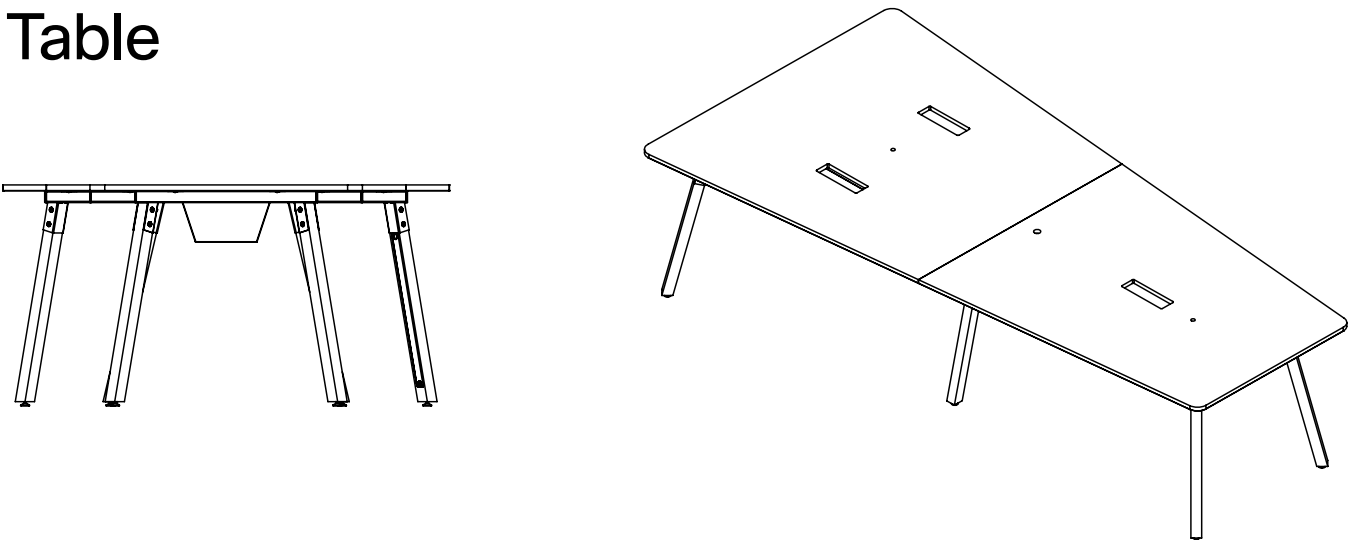
Cisco Table Microphone Pro



Cisco Room Navigator for Table



Rawside Workaround Trapezoidal Meeting Table



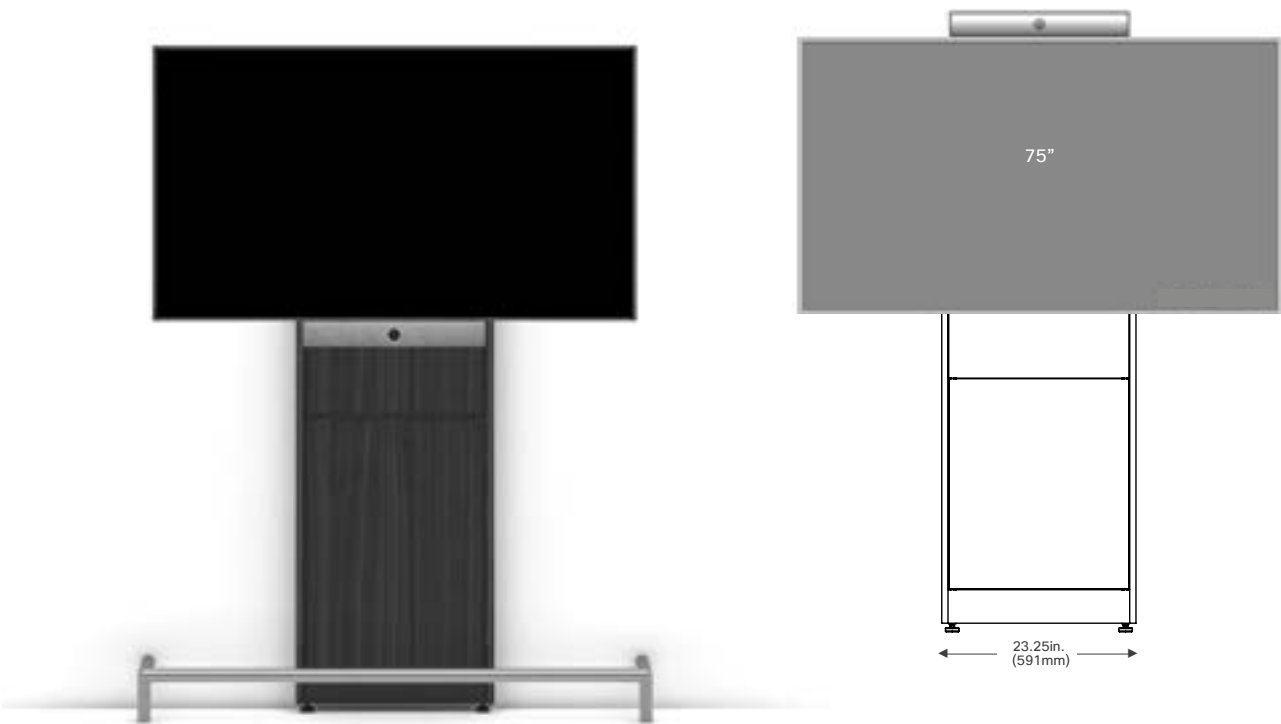
Single 75” Display
(LG, Panasonic, Samsung, or Sony)



Andreu World Nuez Chair
With 4 casters on a swivel base



Salamander Designs
Strut 170 Wall Stand

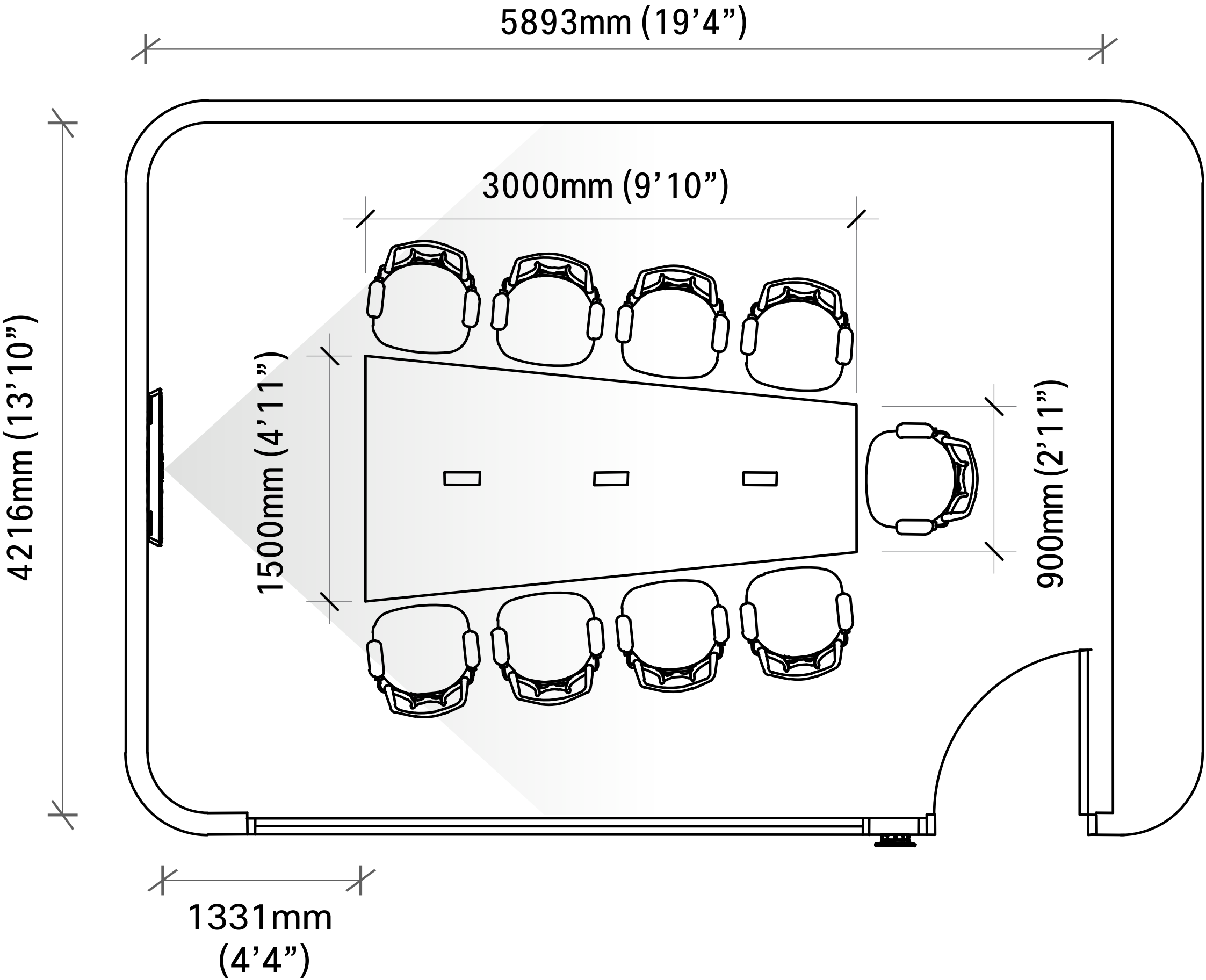


Andreu World



Medium Collaboration Room - Single Display

Room Layout



Medium Collaboration Room – Video Centric Overview



The video-centric collaboration room is ideal for decision-making meetings. The horizontal table creates the effect of everyone sitting around a table. Dual 65" displays ensure that remote participants, as well as content, can be seen by all.

Features

- Cisco Room Bar Pro with dual 65" displays, wall mounted
- Cisco Room Navigator for Table
- Cisco Table Microphone Pros
- Rawside Workaround Rectangular-shaped Meeting Table
- Andreu World Nuez Conference Chair on Swivel base



Medium Collaboration Room – Video Centric

Components



Cisco Room Bar Pro



Cisco Table
Microphone Pro

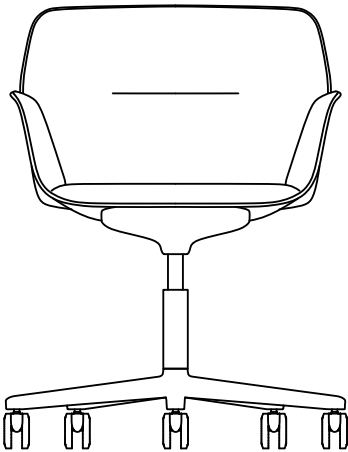
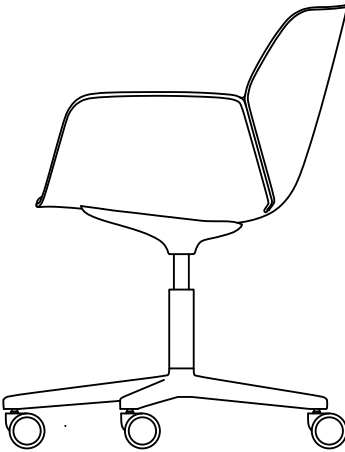


Cisco Room Navigator
for Table



CISCO

Andreu World Nuez Conference Chair
on Central Aluminum Base with 5 Wheels



Andreu World

Dual 65” Displays
(LG, Panasonic, Samsung, or Sony)



LG Panasonic SAMSUNG SONY

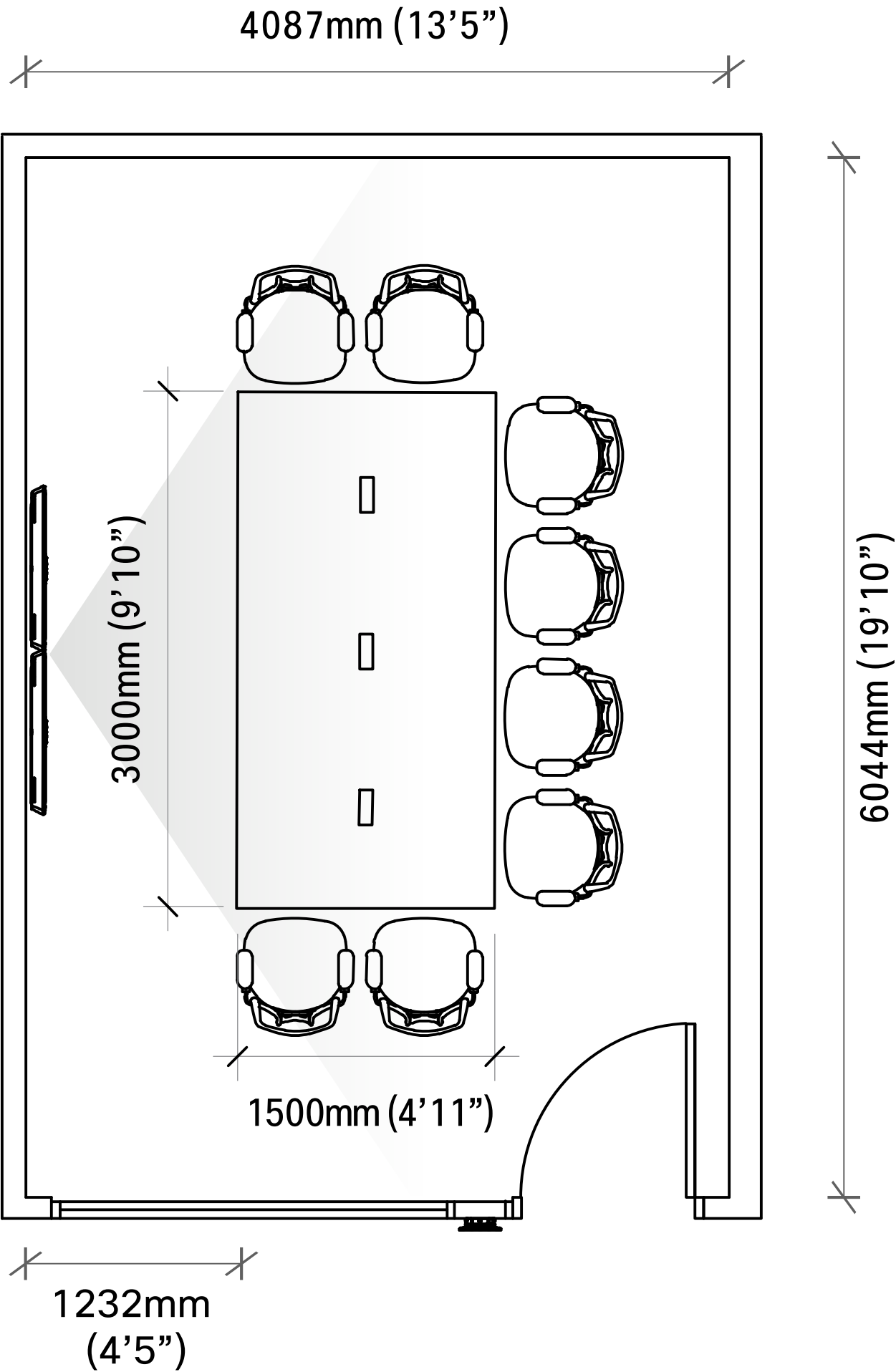
Rawside Workaround Rectangular-shaped
Meeting Table



Rawside

Medium Collaboration Room – Video Centric

Room Layout



Note: Floor plan depicts suggested nominal size.

Medium Brainstorming Room

Overview



This brainstorming space is built for when larger groups need to ideate. The table orientation and shape ensure everyone can be seen and heard, and the density of the space is gracious, allowing ample space to move within the room. The Cisco Board is multi-functional, enabling video calls, content sharing, and whiteboarding.

Features

- Cisco Board Pro G2 75 wall mounted
- Cisco Room Navigator for Table
- Rawside Workaround Rectangular-shaped Meeting Table
- Andreu World Nuez Conference Chair on Swivel base



Medium Brainstorming Room

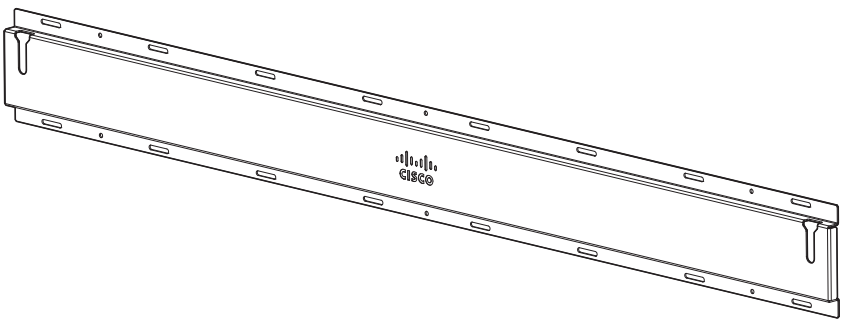
Components



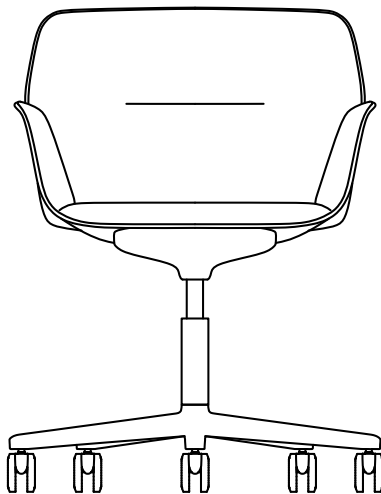

Cisco Board Pro G2 75



Cisco Board Pro 75 Wall Mount



Andreu World Nuez Conference Chair
on Central Aluminum Base with 5 Wheels



Andreu World

Cisco Room Navigator for Table



CISCO

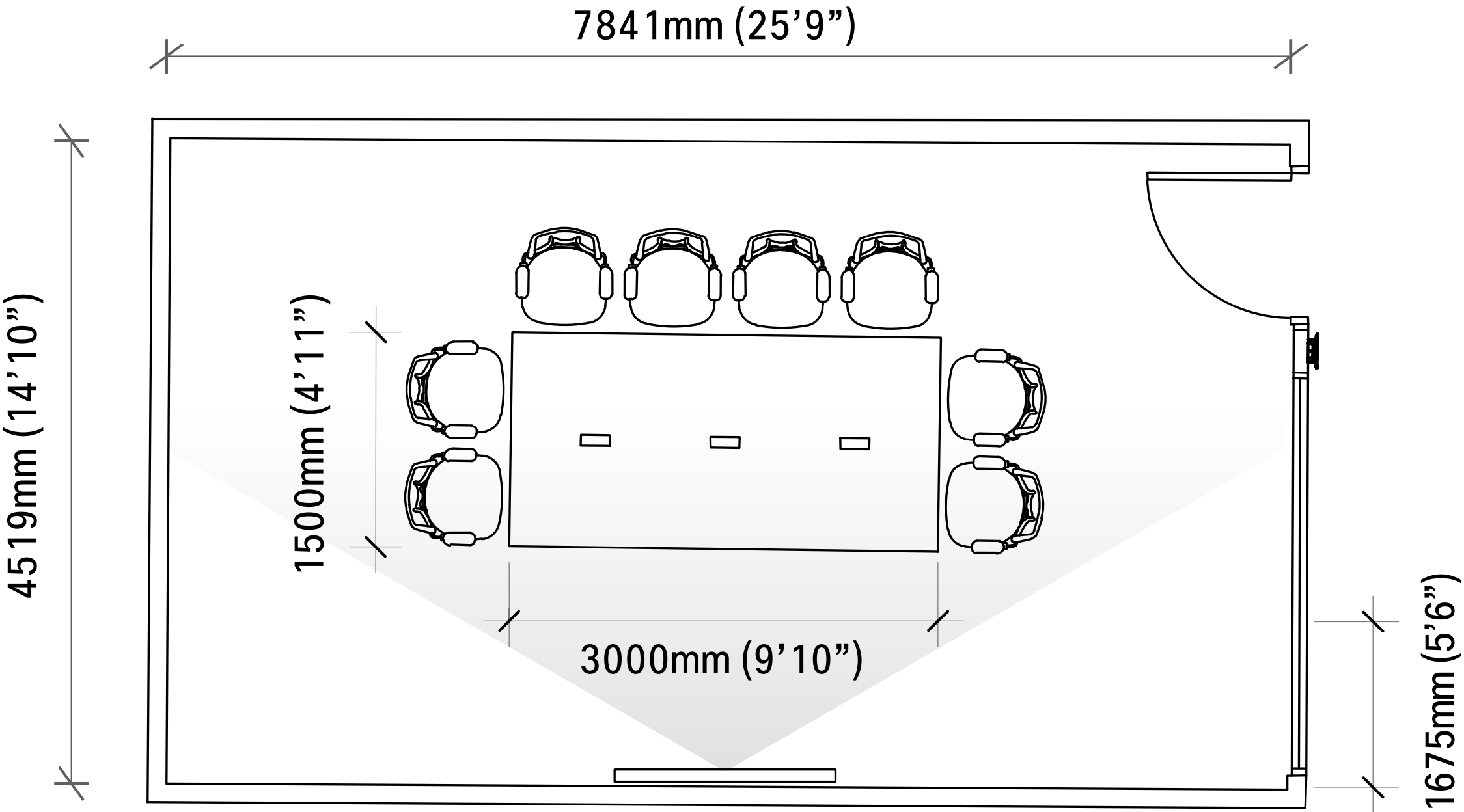
Rawside Workaround Rectangular-shaped Meeting Table



Rawside

Medium Brainstorming Room

Room Layout



Note: Floor plan depicts suggested nominal size.

Innovation Suite

Overview



Innovation Suites are the quintessential space for a team meeting or when colleagues want to get together to share ideas. They can be deployed in an enclosed space or an open plan, and come in various sizes and orientations. Regardless of the setting, the mixed seating types and varying postures provide choice.

Features

- Cisco Board Pro G2 75, wall mounted
- Andreu World Closed Rectangular High Meeting Table
- Andreu World Hula Stool
- Marelli (Task Systems) Sofa
- Marelli (Task Systems) Lewis-Single Person Lounge Chair
- Task System Mist Laptop Table
- Task Systems Marelli App Pouf



Innovation Suite

Components



Task Systems Marelli
Sofa



Task Systems Marelli
App Pouf



Task Systems Marelli
Chair



Task System
Mist Laptop Table



marelli TASK


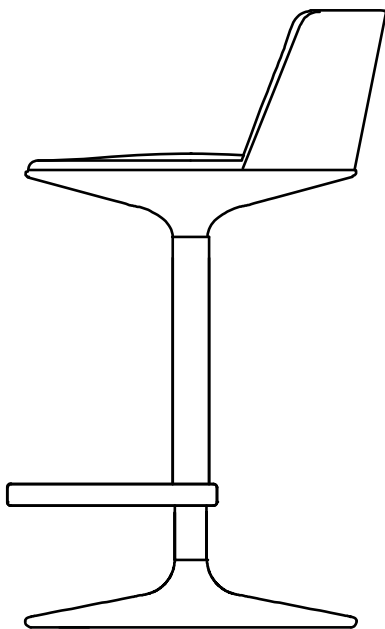
Cisco Board Pro G2 75



Andreu World Closed Rectangular
High Meeting Table



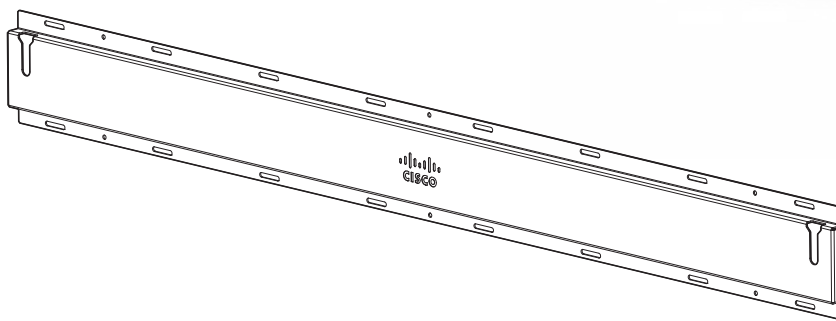
Andreu World Hula Stool



Counter height stool,
plastic shell and
upholstered seat pad,
4-leg metal frame

Andreu World

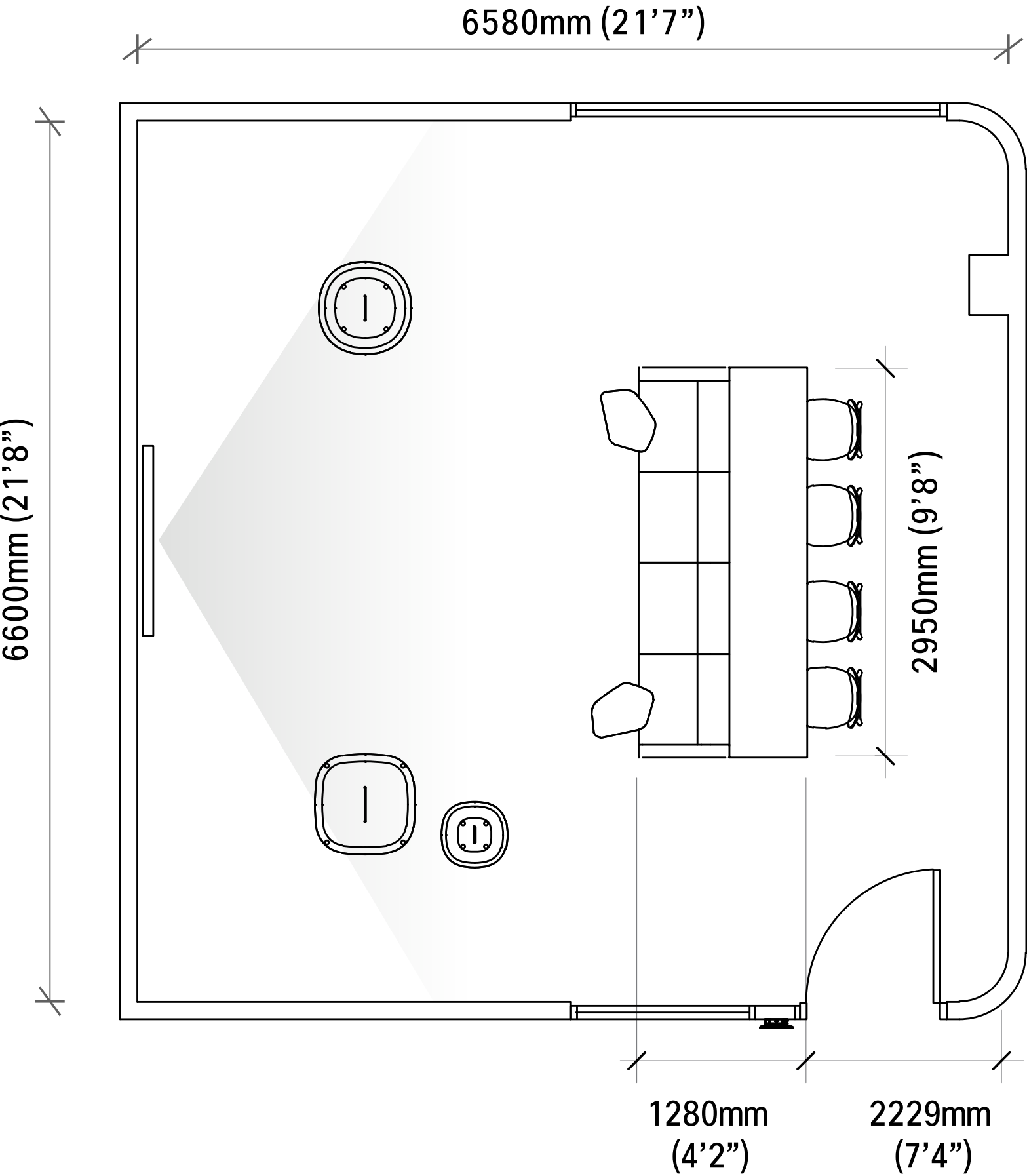
Cisco Board
Pro 75
Wall Mount



CISCO

Innovation Suite

Room Layout



Note: Floor plan depicts suggested nominal size.

Large Collaboration Room

with Multi-camera Cinematic Meetings: Overview



This large Collaboration Room is designed to deliver the most inclusive and engaging virtual meeting experience. This space leverages a new capability from Cisco called Cinematic Meetings to ensure remote participants get the best view of any meeting at any time.

This multi-camera room uses two (2) additional Cisco PTZ 4K cameras that are mounted on either side of the table. They work together with the main Room Kit EQX camera at the front of the room and with the Cisco Microphones in the room. The AI Director in the Room Kit EQX automatically analyzes room activity, recognizing the active speakers and tracking where people are facing. It then automatically chooses the best camera angles, zooms, and crops the images appropriately. With Cinematic Meetings, remote participants can enjoy the best view of the participants in the room, see their facial expressions, and feel more included – even when the discussion is happening between people facing across the table.

Features

- Cisco Room Kit EQX, wall stand with 75” displays (LG, Panasonic, Samsung, or Sony)
- Cisco Room Navigator for Table
- Cisco Table Microphone Pro
- Two (2) side-mounted Cisco PTZ 4K Cameras
- Rawside Workround Rectangular-shaped Meeting Table
- Andreu World Nuez Conference Chair on Swivel base



Large Cinematic Collaboration Room

with Multi-camera Cinematic Meetings: Components



Cisco Room Kit EQX
with Wall Stand



Cisco Room Navigator for Table



Cisco Table Microphone Pro



Cisco PTZ 4K Camera
(Optional)



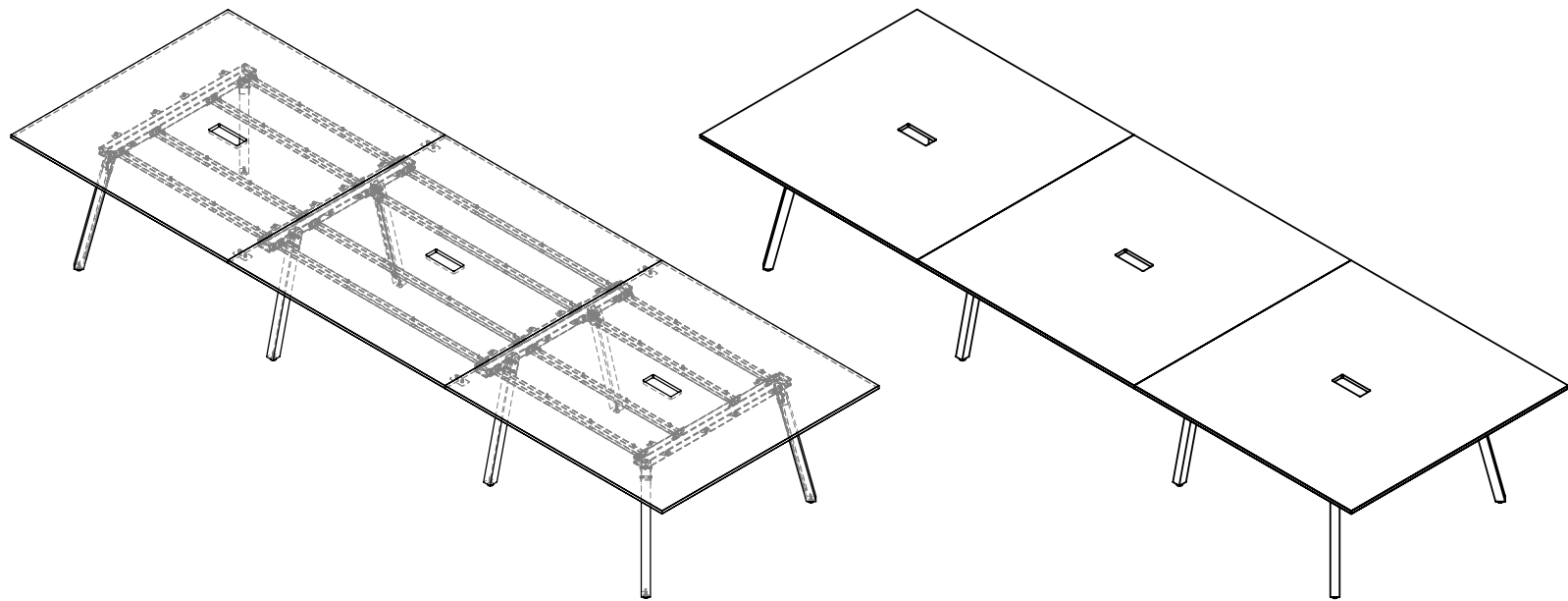
CISCO

Dual 75” Displays
(LG, Panasonic, Samsung, or Sony)



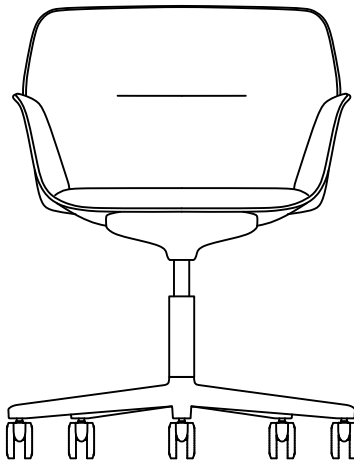
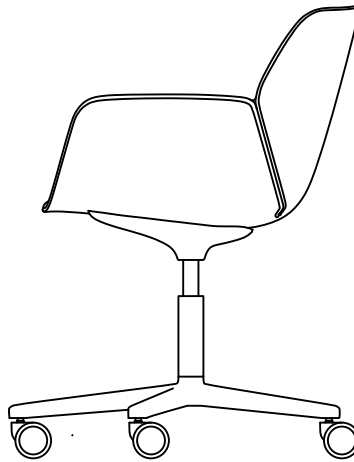
LG Panasonic SAMSUNG SONY

Rawside Workround Rectangular-shaped
Meeting Table



Rawside

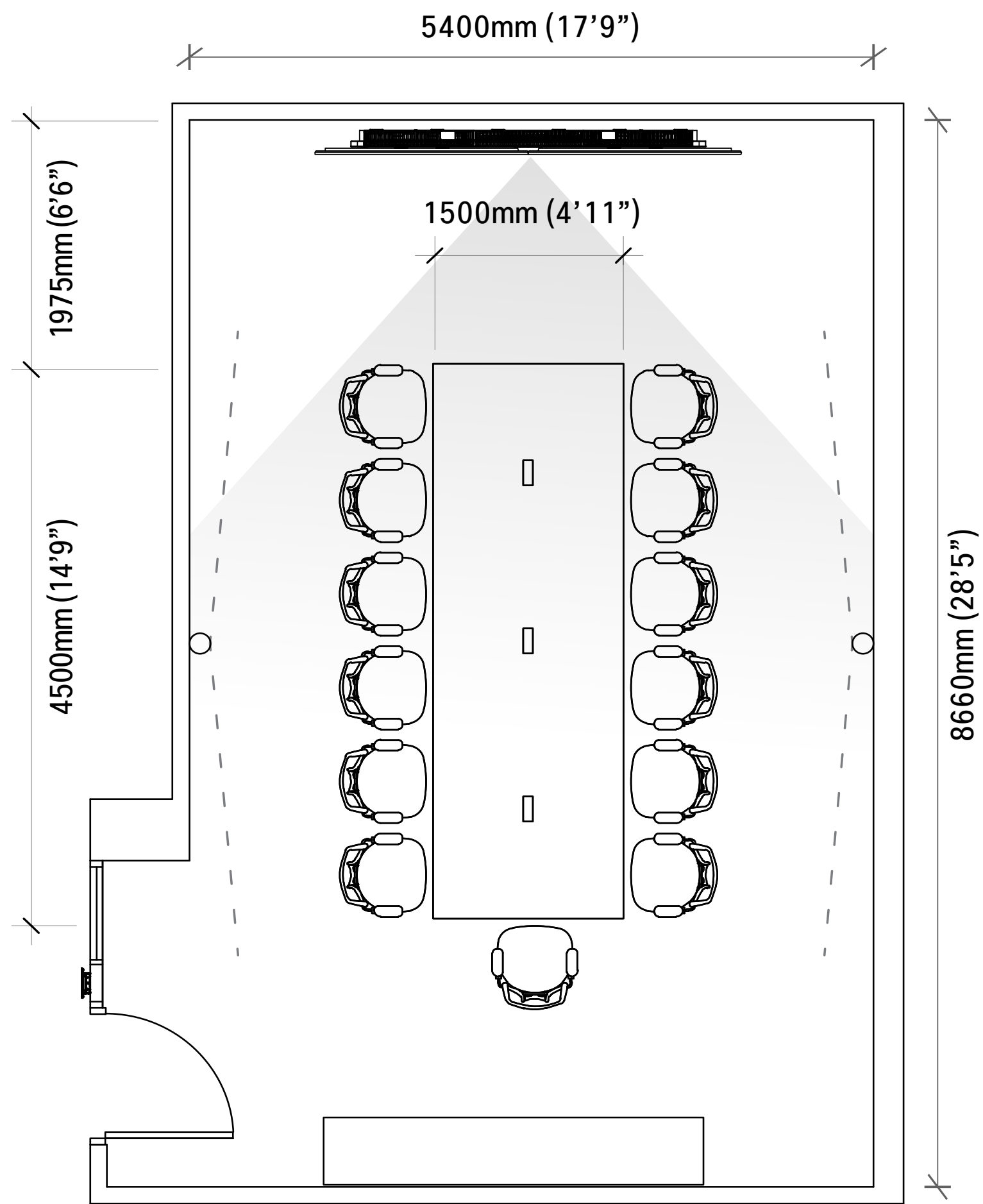

Andreu World Nuez Conference Chair
on Swivel base



Andreu World

Large Cinematic Collaboration Room

with Multi-camera Cinematic Meetings: Room Layout



Note: Floor plan depicts suggested nominal size.

Large Collaboration Room

Overview



A collaboration space specifically designed for large groups, dual screens allow in-person attendees to see both remote participants and content, and the tapered table shape ensure remote participants can see everyone in the room. A side-mounted Cisco PTZ 4k Camera automatically captures presenters as they move in the front of the room. The optional Cisco Board Pro, operating in companion mode, allows co-creation capabilities to be brought into a video meeting.

Features

- Cisco Room Kit EQX, wall stand with dual 75" displays (LG, Panasonic, Samsung, or Sony)
- Cisco Room Navigator for Table
- Cisco Table Microphone Pro
- Side-wall-mounted Cisco PTZ 4K Camera
- Wall mounted Cisco Board Pro G2 75 in Companion Mode
- Rawside Workaround Rounded Trapezoid-shaped Meeting Table
- Andreu World Nuez Conference Chair on Swivel base



Large Collaboration Room

Components – Cisco Room Kit EQX Option



Cisco Room Kit EQX
with Wall Stand



Cisco Board Pro G2 75



Cisco Room Navigator for Table



Cisco Table Microphone Pro



Cisco PTZ 4K Camera
(Optional)



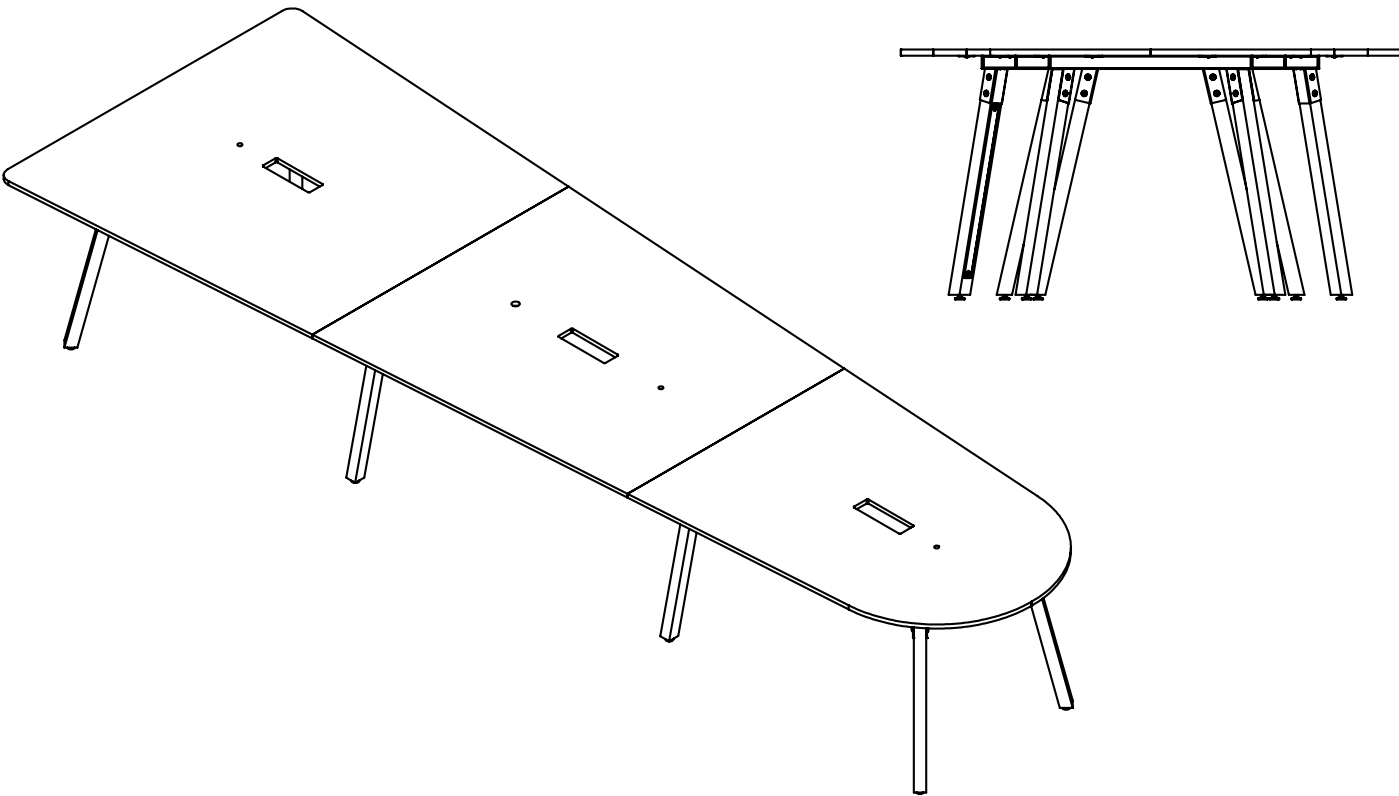
CISCO

Dual 75” Displays
(LG, Panasonic, Samsung, or Sony)



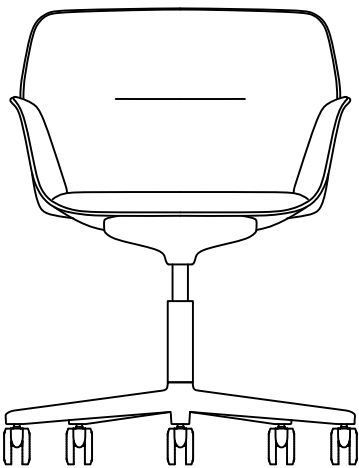
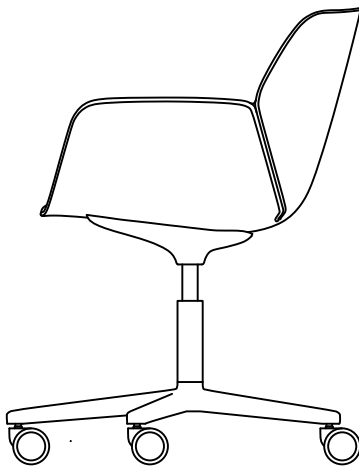
LG Panasonic SAMSUNG SONY

Rawside Workaround Rounded Trapezoid-shaped
Meeting Table



Rawside

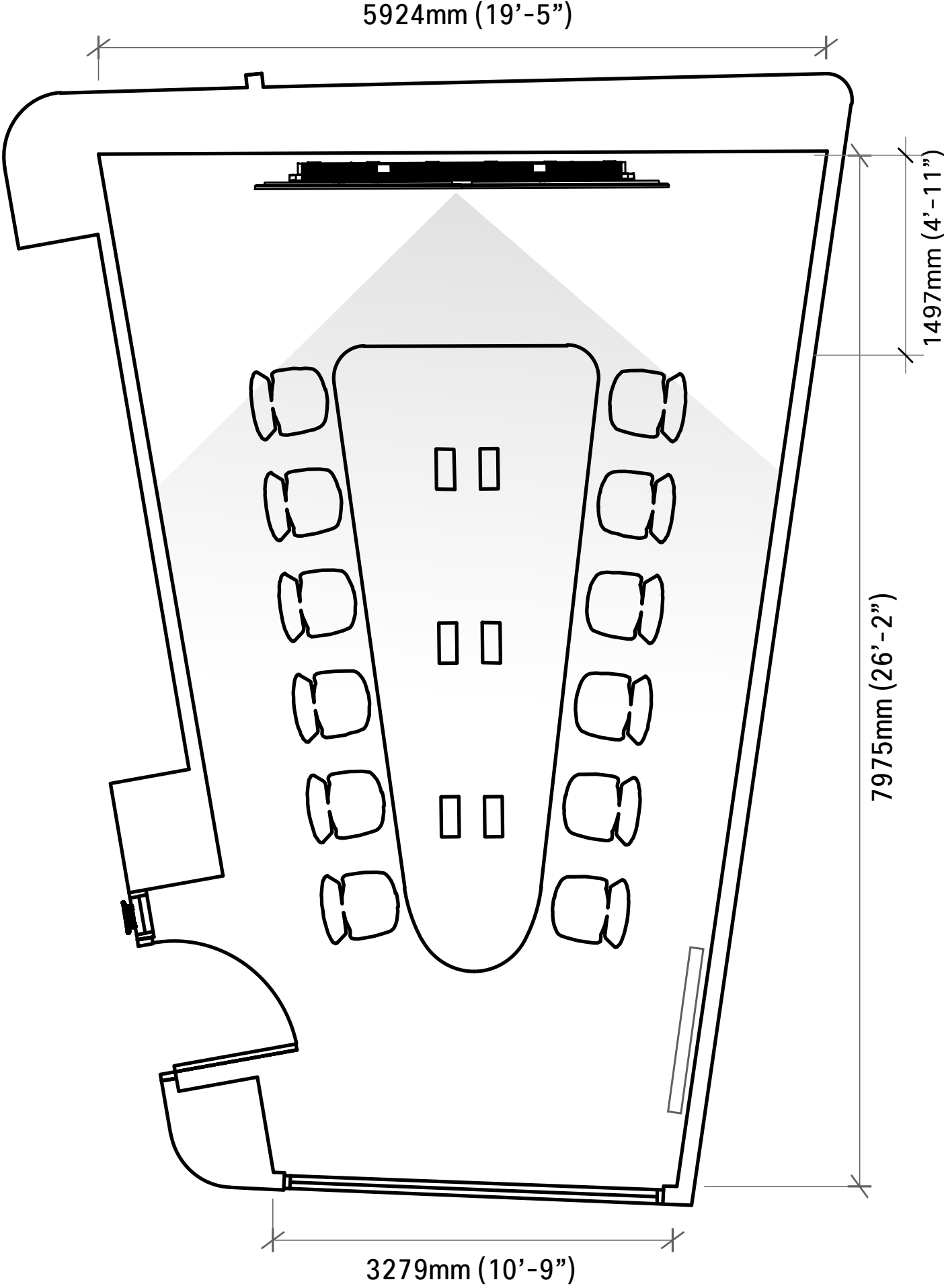
Andreu World Nuez Conference Chair
on Swivel base



Andreu World

Large Collaboration Room

Room Layout



Note: Floor plan depicts suggested nominal size.

Training Room

Overview



Designed for delivering true hybrid learning events, this training room leverages two large displays, multiple cameras, and a Cisco Device feature called “Classroom Mode” to provide an unparalleled experience to all participants.

The solution supports multiple learning scenarios, including local presenter, remote presenter, and discussion mode. In the meeting, whiteboarding and annotation are supported by the Cisco Board Pro operating in Companion Mode.

Features

- Cisco Room Kit Pro with Dual 85” Displays (LG, Panasonic, Samsung, or Sony)
- Cisco Room Navigator for Table
- Cisco Ceiling Microphone Pro
- Rear mounted Cisco PTZ 4K Camera
- Rear mounted 65” display
- Third-party 6.5” ceiling speakers and amplifier
- Wall mounted Cisco Board Pro G2 75
- Workstories Rectangular Fliptop Tables
- Wilkhahn Metrik Stackable Chairs



Training Room

Components



Wilkhahn Metrik
Stackable Chairs

Wilkhahn

Cisco Board Pro 75



Cisco Room Kit Pro



Dual 85” Displays
(Plus single 65” display for back of room)



(LG, Panasonic, Samsung, or Sony)

LG Panasonic SAMSUNG SONY

Workstories Rectangular
Fliptop Tables



workstories

Cisco Room Navigator
for Table



Cisco Ceiling
Microphone Pro



Cisco PTZ
4K Camera



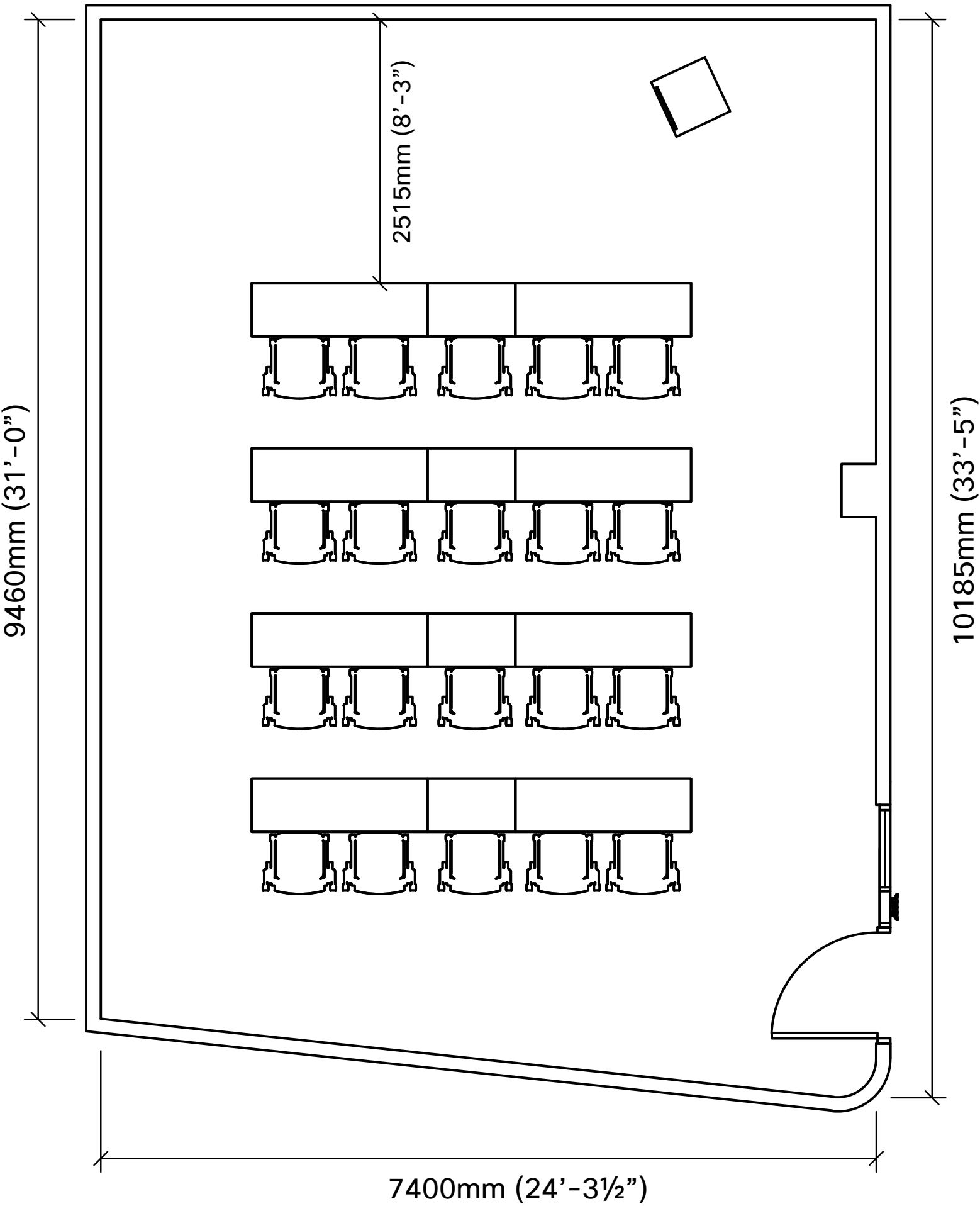
CISCO

Third-Party
Ceiling Speakers
(Plus Amplifier)




Training Room

Room Layout



Note: Floor plan depicts suggested nominal size.



Resources

- Cisco.com
- Cisco Workspaces
- Best Practices for Creating Effective Video-enabled Rooms

© 2025 Cisco and/or its affiliates. All rights reserved. Cisco, the Cisco logo, Webex by Cisco, and Webex are trademarks or registered trademarks of Cisco and/or its affiliates in the U.S. and other countries. To view a list of Cisco trademarks, see the Trademarks page on the Cisco website. Third-party trademarks mentioned are the property of their respective owners. The use of the word “partner” does not imply a partnership relationship between Cisco and any other company. (2106R)

The intent of this document is to highlight the details, components and partners used in the creation of this office. Any reference herein to any specific commercial products or service does not necessarily constitute or imply its endorsement or recommendation.