


Catalogue edition

28

 **Your guide to
washroom equipment**



“Our aim is to offer comprehensive solutions that cover all our customers’ bathroom equipment needs, with innovatively designed and high-performance products.”

Over 45 years providing solutions for washroom equipment

1974



Start of business
activity

1988



Exports begin

1985



Saniflow® E-85
production begins

2003



First steps of
Saniflow® Corp
(USA)

2006



New logistics centre
and assembly plant in
Barcelona

2009



Mediclinics Italia is incorporated

2019



Zero maintenance-free
Brushless hand dryers

2012



Launching of the
Dualflow® Plus hands-in
hand dryer

2020



All-in-One washing and
drying units

2016



Mediclinics baby
changing stations hit
the market

Shaping the future of public washrooms



Innovation

Our own R&D&I department, which is made up of highly qualified engineers and includes a test laboratory for our products. These resources allow Mediclinics to design and develop new products and to put them into production.



Production

We have flexible, modern and efficient production lines, where qualified and trained personnel are responsible for manufacturing our products to excellent quality standards.



Quality

The Mediclinics Quality Management department, made up of highly experienced and qualified professionals, is responsible for ensuring the quality of our products. In addition, all of the company's processes are certified in accordance with the EN ISO 9001 international quality standard.



Customer Service

Our professional, responsive and highly qualified sales and customer service team who guarantee a unique service to all our customers and provide a solution to all your needs and problems.



Logistics

We have a central warehouse of more than 6,000 m², equipped with the most modern handling and storage systems that guarantee fast and efficient processes of preparation, packaging and shipping of orders.



Certifications

Our products meet the market's most demanding safety and quality standards. Through external laboratories such as VDE (Verband der Elektrotechnik und Elektronik), TÜV Rheinland and UL (Underwriters Laboratories), Mediclinics guarantees the quality and safety of its products.


References

USA & CANADA

- Walmart stores and department stores, USA.
- White House Visitors Center, Washington. USA
- Dodger Stadium, Los Angeles, California, USA
- YMCA of New York City, New York, USA
- Texas Department of Transportation, Texas, USA
- Delaware State Fairgrounds, Delaware, USA
- Penn State University, Pennsylvania, USA
- University of California, Berkeley, Vance Brown Bldg., California, USA
- United Airlines VIP Red Carpet Clubs, USA
- Polo Park Shopping Centre, Winnipeg, Manitoba, Canada
- Florida Atlantic University, USA

LATAM

- La Casona Theatre, Buenos Aires, Argentina
- Executive Tower of the President of Uruguay, Montevideo, Uruguay
- Justice Centre, Santiago de Chile, Chile
- Universidad Autónoma Metropolitana, Mexico City, Mexico
- Montevideo University of Architecture, Uruguay
- Miraflores Shopping Centre, Guatemala City, Guatemala
- Cineplex cinemas, Peru
- Monterrey International Airport, Monterrey, Mexico
- Salvador International Airport, Brazil
- Kokoriko franchises, Colombia
- Clínica Sanatorio Alemán, Concepción, Chile

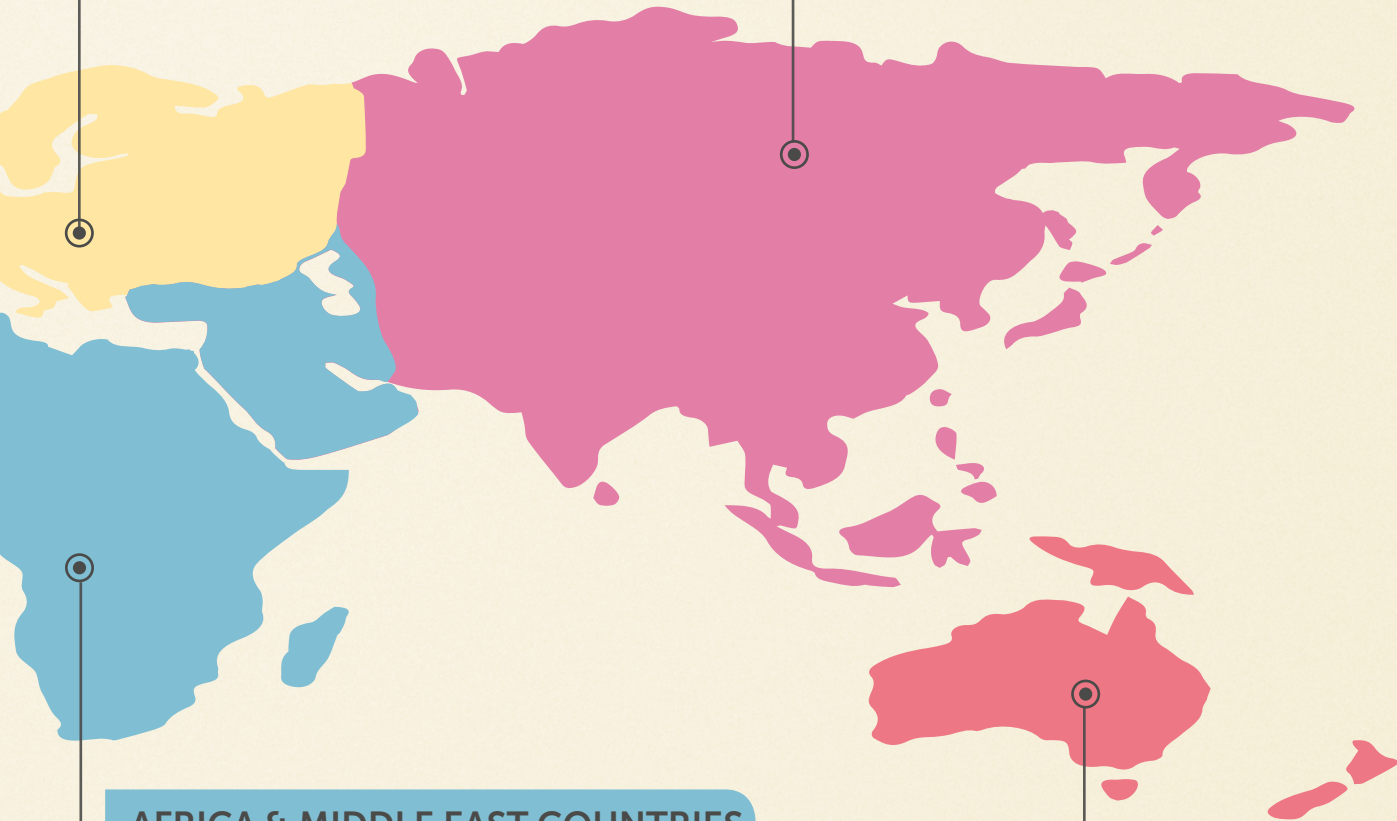


EUROPE

- Camp Nou football stadium, Barcelona, Spain
- Santiago Bernabéu football stadium, Madrid, Spain
- Ikea stores in Europe
- Queen Mary University of London, United Kingdom
- European Parliament, Brussels, Belgium
- United Nations Headquarters, Frankfurt, Germany
- Charles de Gaulle International Airport, Paris, France
- Business Centre Ergo, Astana, Kazakhstan
- National Museum, Warsaw, Poland
- Pirelli headquarters, Turin, Italy
- Epic Sana Hotel, Lisbon, Portugal
- Skolkovo Hospital in Moscow, Russia
- Strodini Hospital in Riga, Latvia

ASIA

- Taikoo Place Shopping Centre, Hong Kong
- National University of Singapore, Singapore
- Crown Regency Hotel, Manila, Philippines
- Bitexco Financial Tower, Ho Chi Minh City, Vietnam
- Hong Kong MTR Stations, Hong Kong
- Bandaranaike International Airport, Colombo, Sri Lanka
- Chennai International Airport, India
- Bangsar Shopping Village, Kuala Lumpur, Malaysia
- Sentosa Island Theme Park, Singapore
- University of Hong Kong, Centennial Campus, Hong Kong
- Lam Tin North Municipal Services Building, Hong Kong
- Clark International Airport, Philippines
- Samal Shores resort, Philippines



AFRICA & MIDDLE EAST COUNTRIES

- Abu Dhabi and Bahrain F1 Circuits
- Alexander Museum, Tel Aviv, Israel
- Royal Opera House, Muscat, Oman
- Victoria & Alfred Waterfront, Cape Town, South Africa
- Al-Kind Hospital, Amman, Jordan
- Istanbul Airport, Turkey
- Lebanon University Campus, Beirut, Lebanon
- Meydan Racecourse, Dubai, UAE
- Kenya Commercial Bank Headquarters, Nairobi, Kenya
- Ibn Batouta Olympic Stadium, Tangier, Morocco
- Canadian High Commission, Nairobi, Kenya

OCEANIA

- Australian National University in Canberra, Australia
- Auckland Super City Council, New Zealand
- Sydney Airport, Sydney, Australia
- Sydney Fish Market, Australia
- Museum of New Zealand Te Papa Tongarewa, Wellington, New Zealand
- State Transit Authority of NSW head office, Mona Vale, Australia
- Top Ryde Shopping Centre in the central north, Sydney, Australia
- Sydney Olympic venues, Australia
- Manly Wharf, Sydney, Australia
- The Crown Casino, Melbourne, Australia
- Nosera headquarters, Australia
- Hotel Bondi, Bondi Beach, Australia





























INDEX

24
75

HAND DRYERS

108
119

TOILET PAPER
DISPENSERS

148
173

BATHROOM
ACCESSORIES

204
215

STAINLESS STEEL
SANITARY WARE

76
81

WASH AND
DRY UNITS

120
127

PAPER TOWEL
DISPENSERS

174
177

SIGNAGE

216
221

WATER DISPENSERS
AND FOUNTAINS

82
91

HAIR DRYERS

128
141

WASTE BINS AND
OTHER CONTAINERS

178
197

GRAB BARS FOR TOILETS
AND OTHER TECHNICAL
MOBILITY AIDS

222
236

ANNEXES

92
107

SOAP DISPENSERS

142
147




COMBINED UNITS

198
203

CHANGING STATIONS

237
244

LIST OF PRODUCTS



HAND DRYERS		Dualflow® plus	30-35	Optima®	64-65
		Machflow® plus / Machflow®	36-41	Juniorplus®	66-67
		Speedflow® plus / Speedflow®	42-47	Smartflow®	68-69
		Saniflow®	48-57	Comparative chart table	
		Mediflow®	58-61	Mediclinics hand dryers	70-75
WASH AND DRY UNITS		Hand dryer + soap dispenser and tap			79
		Hand dryer + soap dispenser + tap			80
HAIR DRYERS		Public use			85-86
		Individual use			87-89
		Comparative chart table			90-91
SOAP DISPENSERS		Automatic			95-99
		Manual			100-105
		Comparative chart table			106-107
TOILET PAPER DISPENSERS		Industrial			111-112
		Standard			113-115
		Other			116-117
		Comparative chart table			118-119
PAPER TOWEL DISPENSERS		C/Z fold towel			123-124
		Roll			125
		Jumbo roll			126
		Comparative chart table			127
WASTE BINS AND OTHER CONTAINERS		Waste bins			131-135
		Sanitary bins			136
		Pedal bins			137-138
		Comparative chart table			139-141
COMBINED UNITS		Paper towel dispenser + hand dryer + waste bin			145
		Paper towel dispenser + waste bin			146
		Comparative chart table			147
BATHROOM ACCESSORIES		Aura series			151-153
		Harmonia series			154-156
		Medinox series			157-161
		Medisteel series			162-167
		Medicrom series			168-171
		Comparative chart table			173
SIGNAGE		Signage			177
GRAB BARS FOR TOILETS AND OTHER TECHNICAL MOBILITY AIDS		Medinox series: black/white stainless steel finish	181-183	Shower/bath seats	193-194
		Medinox series: bright/satin-finish stainless steel finish	184-192	Mirrors	195
				Comparative chart table	196
CHANGING STATIONS		Horizontal changing stations			202
		Vertical changing stations			203
STAINLESS STEEL SANITARY WARE		Washbasins			207-210
		Shower trays			211
		Urinals			212
		Toilets-Squat toilet			213-214
		Comparative chart table			215
WATER DISPENSERS AND FOUNTAINS		Dispensers			219-220
		Comparative chart table			221
ANNEXES		BIM project	224-225	Advice on cleaning stainless steel	232
		References	226-227	Point-of-sale advertising	233
		Installation examples	228-229	Certifications	234-235
		Recommended installation height	230	Logistics /	
		Table of recessed products	231	General sales conditions	236
PRODUCT INDEX		List of products			237-244

01

We take care
of your hands

HAND DRYERS



OUR HAND DRYER RANGE

SAFE, HYGIENIC AND SUSTAINABLE

In addition to offering products that combine unbeatable quality and safety with unrivalled customer service, at Mediclinics we strive to be a company that leads the way in terms of hygiene and care for the environment on a daily basis. We focus on health, sustainability, waste minimisation and cost reduction as part of our core principles.

Our wide range of electric hand dryers is second to none and we are proud to be able to offer this comprehensive selection of high-quality hand dryers to all our customers. From state-of-the-art hand dryers with HEPA filter media and brushless motors, to classic hand dryers, such as our flagship Saniflow, and even cost-effective hand dryers that still offer high levels of quality and safety.

THE ADVANTAGES OF HIGH SPEED



High-speed hand dryers have become the market benchmark for hand drying solutions. With faster drying than traditional models, these machines achieve a high level of user satisfaction. Extremely efficient as regards energy consumption, they achieve a significant reduction in operational costs, improve the sustainability performance of the building and reduce CO₂ emission levels.

THE ADVANTAGES OF TRADITIONAL MACHINES

Traditional hand dryers are the perfect option for locations where a low noise level is required, such as libraries, theatres, cinemas, etc. and also in places where there may be vandalism. In the last case, the robustness and durability of these hand dryers is ideal. These hand dryers continue to be, therefore, a good solution in many cases, so Mediclinics also offers one of the best ranges of this type of hand dryer on the market.

OUR RANGE

Currently, Mediclinics, as a result of its continuous innovation, has three hand dryer ranges divided into nine families. These are available in different finishes and performance levels, which means we offer a wide range of solutions for hand drying, whether from a more traditional perspective or through an eco-fast perspective.



New Generation Hand Dryers

- ✓ Green and sustainable
- ✓ Very high traffic
- ✓ High speed
- ✓ Energy savings

Drying time:

10-15
seconds



dualflow® plus
machflow® plus
machflow®
speedflow® plus
speedflow®

Highly durable hand dryers

- ✓ High traffic
- ✓ High durability
- ✓ Low noise

Drying time:

20-29
seconds



saniflow®
mediflow®

Economical hand dryers

- ✓ Medium/low traffic
- ✓ Low noise
- ✓ Very competitive quality-price ratio

Drying time:

30-38
seconds



optima®
juniorplus®
smartflow®

ECO-FAST RANGE

Hand dryers that are more hygienic, more sustainable, dry much faster and require very little maintenance.

HYGIENE

HEPA filter media, Ion Hygienic technology and BioCote® antimicrobial protection make the Eco-Fast range one of the most hygienic hand dryer families on the market.

- The HEPA filter media filters out solid particles in suspension and notably improves the air quality. The filter traps most of the micro-particles in the air, such as pollen, dust mites, mould, tobacco smoke and even virus and bacteria. Thanks to its high filtering efficiency, the presence of allergens and particles in the bathroom air is significantly reduced, improving the air purity.
- "Ion Hygienic" technology is based on an air ioniser that cleans and purifies the air. It uses anions (negatively charged particles) to remove dust, bacteria or other allergens from the air to make it healthier and purer.
- BioCote® technology, based on silver ions, is an additive incorporated at the time of manufacture of the machine components that come into direct contact with water, providing antimicrobial protection for the entire service life of the machine. The active ingredient on the surface of a material treated with a BioCote® additive attaches to microorganisms that come into direct contact with that surface, inhibiting their reproductive function. Unable to reproduce, the microbes gradually disappear from the surface of the hand dryer.

CARING FOR THE ENVIRONMENT

The level of CO₂ emission of a traditional hand dryer is approximately 4.5 g of CO₂ per drying cycle. The CO₂ emission levels of the Dualflow® Plus, Machflow® Plus or Speedflow® Plus are approximately 0.8 g of CO₂ per drying cycle. They are certainly among the lowest CO₂ emission levels on the market.

Our Blue Angel certification, an ecolabel awarded by the Federal Government of Germany for the protection of people and the environment, is proof that our Eco-Fast range of hand dryers is environmentally friendly. It ensures that our hand dryers consume little energy, dry hands in a very short time, are robust, safe, designed with recyclable materials and contain no materials that can be harmful to the environment or people.

ENERGY SAVINGS

The hand dryers in the Mediclinics Eco-Fast range are very energy efficient, as their power consumption is very low and can be regulated. The reduction in electrical energy consumption can vary between 80% and 90% compared to traditional hand dryers.

ULTRA-FAST HAND DRYING TIMES

The usual drying time for traditional hand dryers is more than 30 seconds. The Dualflow® Plus, Machflow® Plus and Speedflow® Plus hand dryers require only 8 to 15 seconds to dry hands, offering drying times that are 3 to 4 times shorter than traditional hand dryers.

MAINTENANCE-FREE

The inclusion of brushless motors in the Eco-Fast range extends the service life of these hand dryers. Brushless motors are also popularly known as "maintenance-free motors" because the motor brushes do not need to be replaced and, therefore, require almost no maintenance.

Brushless motors are incredibly energy efficient. This type of motor dries hands very quickly and cost-effectively. Another benefit of brushless motors is that their noise level is relatively low when the hand dryer is in use.



Possibly the most hygienic and sustainable new generation hand dryer on the market. Fast, powerful, efficient, low-maintenance and, above all, safe.

DUALFLOW® PLUS

- » HEPA filter media that filters out suspended solid particles and significantly improves air quality.
- » BioCote antibacterial protection.
- » Inhibits the growth of bacteria that cause bad smells and stains.
- » Ioniser that helps to clean and purify the air (optional).
- » Ultra-fast drying speed (8-15 seconds).
- » Low energy consumption (1.8 - 4.2 W/h per drying cycle).
- » Brushless motor that has adjustable power, a long service life and is maintenance-free (M24A/B/CS models only).
- » Very low CO₂ emissions level.
- » Very low noise level in its category (62-72 dBA).
- » Adjustable motor speed with a potentiometer.
- » Removable water reservoir for cleaning and disinfection.
- » Connection to the main wastewater outlet of the facility (optional).
- » Switch for turning the heating element on and off easily.





DUALFLOW[®] PLUS

The new generation hand dryer

Dualflow[®] Plus is probably the most environmentally friendly hands-in-hand dryer on the market. With a sleek design, this hand dryer offers safe, fast and cost-effective usage in any public washroom. Dualflow[®] Plus offers great features at a very competitive price.

AUTOMATIC!



dries hands
in **8-15**
seconds



HEPA filter media
Prevents the dispersion of a broad spectrum of particles in the air



BioCote[®]
Antimicrobial technology is embedded in the plastic to protect surfaces on the dryer that come into contact with water



Ionizer
Helps to clean and purify the air



4 air outlets
For much faster hand drying



Collects water
Collects water from hands, preventing dangerous accumulations of water on the floor



Connection to the drain
First hand dryer with direct connection to the wastewater outlet (optional)



Removable water tank
With external valve for easier emptying



Front LEDs
For a quick diagnosis of the hand dryer status



Brushless motor
Extremely durable and maintenance-free



Over **80%** savings in energy consumption compared to traditional hand dryers



95% savings with respect to paper consumption



85% reduction in CO₂ emissions with respect to paper consumption

Adjustable motor speed
Energy consumption, noise level and drying time are adjustable



Heating element ON/OFF switch
For maximum comfort and a better drying experience



Element switch
Allows the heating element to be activated/deactivated



Air freshener beads
Ref. RCFB001
Their mild fragrance scents and deodorizes the environment (optional)



Available in the 3 most popular finishes
White, black or satin



Brushless Motor

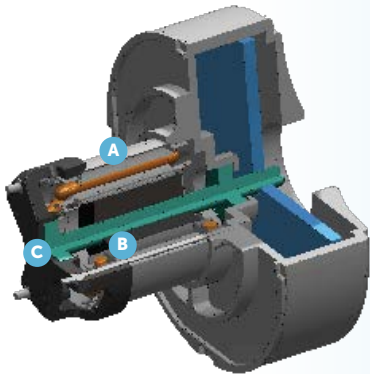
VS.

Brushed Motor

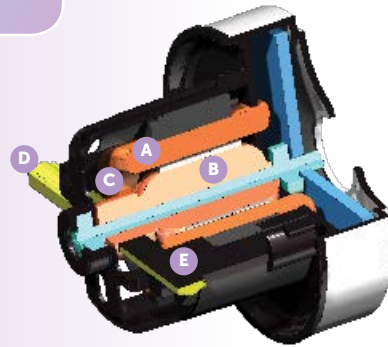
WHAT ARE THE DIFFERENCES?

As the market moves away from brushed motors and towards brushless motors, it is still of vital importance to weigh the options of both to find the best choice for each application.

ESSENTIAL PARTS OF BOTH MOTORS



- A Stator:** outer structure that does not rotate and contains the electrical windings
- B Rotor:** rotating part that contains the permanent magnets
- C Magnets:** rotate without resistance around the stator as a result of the generated magnetic flux



- A Stator:** outer structure that does not rotate and contains the electrical windings
- B Rotor:** rotating part that contains the electrical windings
- C Commutator:** transmits electrical energy to the rotor
- D Brush holder:** holds the brushes
- E Brushes:** press against the commutator, making contact and thus allowing electricity to pass through



Scientific fact: brushless motors were **invented by Werner Von Siemens in 1880**

Scientific fact: brushed DC motors have been the **most widely used in recent years**

100 YEARS

MAIN DIFFERENCES BETWEEN THE TWO MOTORS



They use an **ELECTRONIC SYSTEM** to control the electric current



No maintenance required



No internal friction or wear of parts

↑
Longer SERVICE LIFE



More complex DESIGN

More complex CONTROL



↓
FRICTION

↓
HEAT LOSS

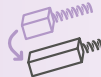
↑
EFFICIENCY



Much higher torque to engine size ratio



They need a **MECHANICAL SYSTEM** to control the electric current



The brushes need changing periodically



Friction of the brushes with the commutator

↓
Shorter SERVICE LIFE



Simpler DESIGN

Much simpler CONTROL



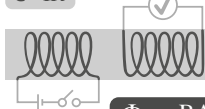
↑
FRICTION

↑
HEAT LOSS

↓
EFFICIENCY

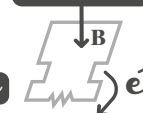
Scientific fact: the functioning of brushed and brushless motors is explained by **FARADAY'S LAW OF INDUCTION** (1831), which predicted how magnetic fields react to the passage of electric current

$$\mathcal{E} = IR$$



$$\Phi_B = BA \cos \theta$$

$$\Sigma = -\frac{N \Delta \Phi_B}{\Delta t}$$



Hand dryers

SENSOR OPERATED
dualflow[®] plus



HIGH TRAFFIC
This mode is suitable for installation in areas with high traffic



NEW



M24A  

M24A-I
With ionizer

M24A-DES
With connection to main wastewater outlet

M24A-DES-I
With connection to main wastewater outlet and ionizer

400 km/h

MATERIAL: ABS
FINISH: white

NEW



M24AB  

M24AB-I
With ionizer

M24AB-DES
With connection to main wastewater outlet

M24AB-DES-I
With connection to main wastewater outlet and ionizer

400 km/h

MATERIAL: ABS
FINISH: black

NEW



M24ACS  

M24ACS-I
With ionizer

M24ACS-DES
With connection to main wastewater outlet

M24ACS-DES-I
With connection to main wastewater outlet and ionizer

400 km/h

MATERIAL: ABS
FINISH: satin



KITDESM14A
Dualflow[®] Plus main wastewater outlet connection kit
Length from 60 to 200 cm

+info on page 34.

MATERIAL: PP/EPDM
FINISH: grey

COMPONENTS AND MATERIALS

M24A · M24AB · M24ACS

Water collection area with anti-splash design, which prevents the residual water resulting from hand drying from falling directly onto the floor, keeping it dry and thus avoiding the risk of accidents due to slipping.

High-impact ABS cover, 3 mm thick.

Extremely durable, high-speed Class F brushless motor with adjustable power to regulate power consumption and noise level.

Universal voltage. It works with any electrical voltage between 100-240 V.

Heating element with only 200 W, with an on/off switch.

Infrared sensors on both sides for hand detection and automatic start-up of the dryer, preventing user contact with the appliance.

BioCote[®] antimicrobial and antibacterial protection on all plastic parts that come into direct contact with water.

Ionizer (Ion Hygienic technology) that purifies the air, removing most of the particles and germs carried by the air, making it healthier and purer (optional).

Front LEDs show the status of the hand dryer. It includes an optical and audible signal to indicate when the water reservoir is full.

HEPA filter media (Ref. RCFILTROHEPA2) that filters solid particles (dust, smoke, pollen, etc.) contained in the air.

Internal water reservoir with a capacity of 0.5 l that collects residual water from hand washing. It is emptied through an external valve or by removing it.

The Dualflow[®] Plus is optionally available with odour-neutralizing beads for a fresher and more pleasant atmosphere.


Supplied in packs of 4 units. (Ref. RCFB001)

The Dualflow[®] Plus can optionally be connected directly to the main wastewater outlet of the installation by means of a kit (Ref. KITDESM14A). This system avoids emptying the reservoir, as the water goes directly to the main wastewater outlet.

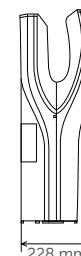
TECHNICAL SPECIFICATIONS

M24A · M24AB · M24ACS

Voltage	100-240 V
Frequency	50/60 Hz
Electrical insulation	Class I
Total power	250-1,100 W
Power consumption	1.3-4.8 A
Motor power	900 W
RPM	17,600-27,600
Heating element power	200 W or 0 W (ON/OFF switch)



Weight	8.5 kg
Cover thickness	3 mm
Drying time	8-15 s
Air speed	234-410 km/h
Air temperature (10 cm distance / 21 °C)	38 °C
Sound pressure (at 2 m)	62-72 dBA
Level of protection	IPX4



dualflow[®] plus

THE DUALFLOW[®] PLUS HAND DRYER IS THE FIRST HAND DRYER ON THE MARKET WITH DIRECT CONNECTION TO THE WASTEWATER OUTLET.

BENEFITS OF THE DIRECT CONNECTION TO THE WASTEWATER OUTLET




FLOOR THAT IS DRY AND WATER-FREE

Cleaner floor and no risk of accidents



NO BAD SMELLS

Cleaner and more comfortable environment



NO GERM OR BACTERIA GROWTH

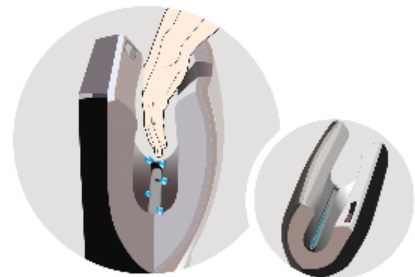
Healthier space with no risk of disease transmission



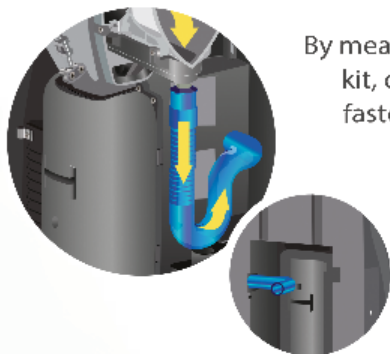
REDUCTION OF MAINTENANCE TIMES AND COSTS

Better optimization of resources and more time for other higher value-added tasks

The water from hand drying falls and is channelled through the water collection duct until it reaches the hole where the connection kit is connected.

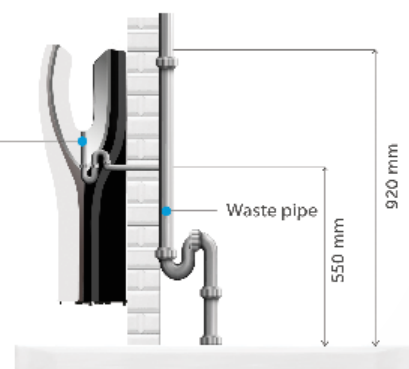


By means of the KITDESM14A connection kit, consisting of a flexible tube and its fastening mechanism, the water flows directly into the wastewater pipe.



The inlet to the wastewater pipe must be between 550 mm and 450 mm, if the hand dryer is installed at a height of 920 mm.

Dualflow[®] Plus wastewater connection kit



Hand dryers

SENSOR OPERATED
dualflow[®] plus



HIGH TRAFFIC

This mode is suitable for installation in areas with high traffic



NEW FEATURES



400 km/h

M14A



M14A-I

With ionizer

M14A-DES

With connection to main wastewater outlet

M14A-DES-I

With connection to main wastewater outlet and ionizer

MATERIAL: ABS
FINISH: white

NEW FEATURES



400 km/h

M14AB



M14AB-I

With ionizer

M14AB-DES

With connection to main wastewater outlet

M14AB-DES-I

With connection to main wastewater outlet and ionizer

MATERIAL: ABS
FINISH: black

NEW FEATURES



400 km/h

M14ACS



M14ACS-I

With ionizer

M14ACS-DES

With connection to main wastewater outlet

M14ACS-DES-I

With connection to main wastewater outlet and ionizer

MATERIAL: ABS
FINISH: satin



KITDESM14A

Dualflow[®] Plus main wastewater outlet connection kit

Length from 60 to 200 cm

+info on page 34.

MATERIAL: PP/EPDM
FINISH: grey

COMPONENTS AND MATERIALS

M14A · M14AB · M14ACS

Water collection area with anti-splash design, which prevents the residual water resulting from hand drying from falling directly onto the floor, keeping it dry and thus avoiding the risk of accidents due to slipping.

High-impact ABS cover, 3 mm thick.

Extremely durable, high-speed Class F brushless motor with adjustable power to regulate power consumption and noise level.

Universal voltage. It works with any electrical voltage between 100-240 V.

Heating element with only 200 W, with an on/off switch.

Infrared sensors on both sides for hand detection and automatic start-up of the dryer, preventing user contact with the appliance.

BioCote[®] antimicrobial and antibacterial protection on all plastic parts that come into direct contact with water.

Ionizer (Ion Hygienic technology) that purifies the air, removing most of the particles and germs carried by the air, making it healthier and purer (optional).

Front LEDs show the status of the hand dryer. It includes an optical and audible signal to indicate when the water reservoir is full.

HEPA filter media (Ref. RCFILTROHEPA2) that filters solid particles (dust, smoke, pollen, etc.) contained in the air.

Internal water reservoir with a capacity of 0.5 l that collects residual water from hand washing. It is emptied through an external valve or by removing it.

The Dualflow[®] Plus is optionally available with odour-neutralizing beads for a fresher and more pleasant atmosphere.

Supplied in packs of 4 units. (Ref. RCFB001)

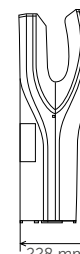
The Dualflow[®] Plus can optionally be connected directly to the main wastewater outlet of the installation by means of a kit (Ref. KITDESM14A). This system avoids emptying the reservoir, as the water goes directly to the main wastewater outlet.

TECHNICAL SPECIFICATIONS

M14A · M14AB · M14ACS

Voltage	220-240 V
Frequency	50/60 Hz
Electrical insulation	Class I
Total power	420-1,500 W
Power consumption	3.2-6.4 A
Motor power	420-1,100 W
RPM	19,000-30,000
Heating element power	400 W or 0 W (ON/OFF switch)

Weight	8.3 kg
Cover thickness	3 mm
Drying time	10-15 s
Air speed	234-410 km/h
Air temperature (10 cm distance / 21 °C)	40 °C
Sound pressure (at 2 m)	62-72 dBA
Level of protection	IPX4



Technology, robustness, compact design and quality at the service of hand drying.

MACHFLOW® PLUS

- » Ultra-fast drying speed (8-15 seconds).
- » Low energy consumption (1.8-4.2 W/h per drying cycle).
- » Very low CO₂ emissions level.
- » Low noise pollution (67-74 dBA).
- » Brushless motor that has adjustable power, a long service life and is maintenance-free (M19A/B/C/CS models only).
- » Switch for turning the heating element on and off easily.
- » Easy maintenance.
- » Fast install-uninstall technology to the wall (optional).
- » Solid and compact.





HEPA filter media
Prevents the dispersion of a broad spectrum of particles in the air



Ionizer
Helps to clean and purify the air



Automatic hand detection
Electronic infrared beam sensor, adjustable by means of a potentiometer



Machflow® Plug-in technology
It is a simple, practical, fast and safe system to install-uninstall the hand dryer from the wall r (optional)



Brushless motor
Extremely durable and maintenance-free



Adjustable motor speed
Energy consumption, noise level and drying time are adjustable




Heating element
For maximum comfort



Switch for heating element
Allows the heating element to be activated/deactivated



Air freshener beads
Ref. RCFB001
Their mild fragrance scents and deodorizes the environment (optional)



Silentblocks
In the base plate to damp mechanical vibrations

MACHFLOW® PLUS

Sheer strength

Very powerful and fast hand dryer, with a compact and very robust design. Energy efficient and eco-friendly. Fully adjustable to the user's needs. Designed for saving money and time in hand drying.

AUTOMATIC!



dries hands in
8-15
seconds

Available in four finishes



White



Black



Bright



Satin

Hand dryers



HIGH TRAFFIC

This mode is suitable for installation in areas with high traffic



SENSOR OPERATED
machflow® plus



NEW



M19A 

M19A-FIL
With HEPA filter

M19A-I
With HEPA filter and ionizer

MATERIAL: **steel**
FINISH: **white epoxy**

340 km/h

NEW



M19AB 

M19AB-FIL
With HEPA filter

M19AB-I
With HEPA filter and ionizer

MATERIAL: **steel**
FINISH: **matte black epoxy**

340 km/h

NEW



M19AC 

M19AC-FIL
With HEPA filter

M19AC-I
With HEPA filter and ionizer

MATERIAL: **AISI 304 stainless steel**
FINISH: **bright**

340 km/h

NEW



M19ACS 

M19ACS-FIL
With HEPA filter

M19ACS-I
With HEPA filter and ionizer

MATERIAL: **AISI 304 stainless steel**
FINISH: **satın**

340 km/h

COMPONENTS AND MATERIALS

M19A · M19A-FIL · M19A-I · M19AB · M19AB-FIL · M19AB-I · M19AC · M19AC-FIL · M19AC-I · M19ACS-FIL · M19ACS-FIL · M19ACS-I

HEPA filter media that filters out most of the micro-particles contained in the air, such as pollen, dust mites, mould, tobacco smoke and even virus and bacteria, helping to improve the air quality (optional).

Ionizer ("Ion Hygienic" technology) that purifies the air through negatively charged particles removing most of the particles and germs carried by the air, making it healthier and purer (optional).

Extremely durable, high-speed Class F brushless motor with adjustable power to regulate power consumption and noise level.

Base plate and volute in polyamide 6 V 0. The base includes four rubber bushings at the rear to dampen mechanical vibrations.

Machflow Plus® can optionally be equipped with a quick installation/removal system for the hand dryer ("Plug in" kit Ref **KTP009**).

Universal voltage. It works with any electrical voltage between 100 and 240 V, without the need for any type of configuration.

Heating element with only 200 W of power, with an on/off switch.

Electronic sensor with infrared hand detection and adjustable detection distance, through a variable potentiometer, between 5 and 25 cm.

Compatible with the plug-in kit (see page 41).

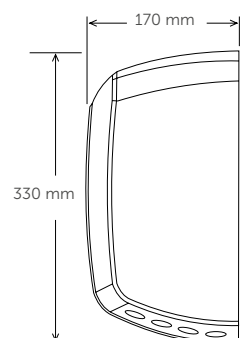
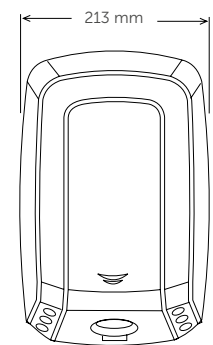
Optional odour neutralizing beads are also available to create a clean and pleasant atmosphere in the bathroom. (Ref. **RCFB001**)

TECHNICAL SPECIFICATIONS

M19A · M19A-FIL · M19A-I · M19AB · M19AB-FIL · M19AB-I · M19AC · M19AC-FIL · M19AC-I · M19ACS-FIL · M19ACS-FIL · M19ACS-I

Voltage	100-240V
Frequency	50/60 Hz
Electrical insulation	Class I
Total power	250-1,100 W
Power consumption	1.3-4.8 A
Motor power	900 W
RPM	17,600-27600
Heating element power	200 W or 0 W (ON/OFF switch)

Weight	5.5 kg
Cover thickness	1.5 mm
Drying time	8-15 s
Air speed	220-340 km/h
Air temperature (10 cm distance / 21°C)	42 °C
Sound pressure (at 2 m)	67-74 dBA
Level of protection	IP23



Hand dryers

SENSOR OPERATED
machflow®



HIGH TRAFFIC

This mode is suitable for installation in areas with high traffic



NEW FEATURES



M09A  

M09A-FIL
With HEPA filter

M09A-I
With HEPA filter and ionizer

MATERIAL: **steel**
FINISH: **white epoxy**

ALSO AVAILABLE IN BLUE ANGEL VERSION  

NEW FEATURES



M09AB  

M09AB-FIL
With HEPA filter

M09AB-I
With HEPA filter and ionizer

MATERIAL: **steel**
FINISH: **matte black epoxy**

ALSO AVAILABLE IN BLUE ANGEL VERSION  

NEW FEATURES



M09AC  

M09AC-FIL
With HEPA filter

M09AC-I
With HEPA filter and ionizer

MATERIAL: **AISI 304 stainless steel**
FINISH: **bright**

ALSO AVAILABLE IN BLUE ANGEL VERSION  

NEW FEATURES



M09ACS  

M09ACS-FIL
With HEPA filter

M09ACS-I
With HEPA filter and ionizer

MATERIAL: **AISI 304 stainless steel**
FINISH: **satın**

ALSO AVAILABLE IN BLUE ANGEL VERSION  

COMPONENTS AND MATERIALS

M09A · M09A-FIL · M09A-I · M09AB · M09AB-FIL · M09AB-I · M09AC · M09AC-FIL · M09AC-I · M09ACS · M09ACS-FIL · M09ACS-I

HEPA filter media that filters out most of the micro-particles in the air, such as pollen, dust mites, mould, tobacco smoke and even viruses and bacteria, helping to improve the air quality.

Machflow® can optionally be fitted with an ionizer (Ion Hygienic technology) which purifies the air by means of negatively charged particles (anions), removing most of the particles and germs carried in the air and thus keeping it purer and healthier.

Maximum speed: 480 km/h.

One-piece weld-free cover.

The base includes silentblocks to damp mechanical vibrations.

High-pressure universal brushed motor, class F, with adjustable power to regulate electrical consumption and sound pressure.

Minimum heating element (400 W only) with "ON/OFF" switch.

Automatically switches off after 60 seconds of continuous use.

Electronic infrared detection sensor. Detection distance adjustable by potentiometer (5-25 cm).

Compatible with the plug-in kit (see page 41).

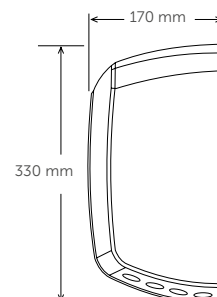
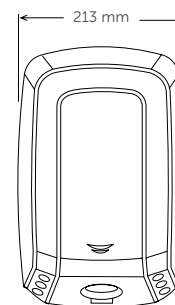
Optional odour neutralizing beads are also available to create a clean and pleasant atmosphere in the bathroom.

COMPONENTS AND MATERIALS

M09A · M09A-FIL · M09A-I · M09AB · M09AB-FIL · M09AB-I · M09AC · M09AC-FIL · M09AC-I · M09ACS · M09ACS-FIL · M09ACS-I

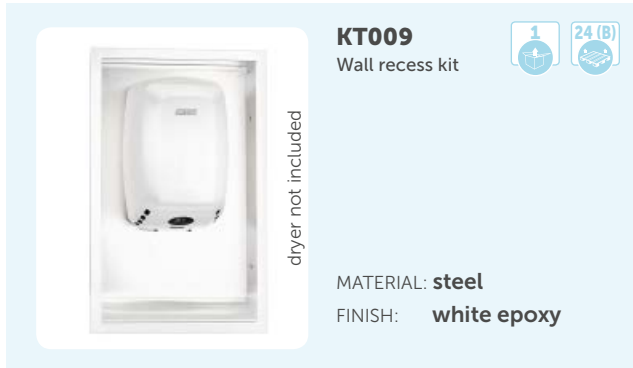
Voltage	220-240 V
Frequency	50/60 Hz
Electrical insulation	Class I
Total power	420-1,500 W
Power consumption	3.2-6.4 A
Motor power	420-1,100 W
RPM	19 000-30 000
Heating element power	400 W or 0 W (ON/OFF switch)

Weight	5.1 kg
Cover thickness	1.5 mm
Drying time	10-15 s
Air speed	190-480 km/h
Air temperature (10 cm distance / 21 °C)	45 °C
Sound pressure (at 2 m)	67-74 dBA
Level of protection	IP23



Hand dryers

WALL RECESS KIT machflow® plus / machflow®



COMPONENTS AND MATERIALS KT009 · KT009CS

The American Disability Act (ADA) defines the accessibility requirements applicable to the design of washroom spaces in the USA.

In chapter 3: "Protruding Objects", point 307.2 "Protrusion Limits", the ADA says: Objects must not protrude from the wall by more than 100 mm horizontally into the circulation path for entering and exiting the bathroom.

This kit has been designed for the Machflow® to fully comply with these recommendations.

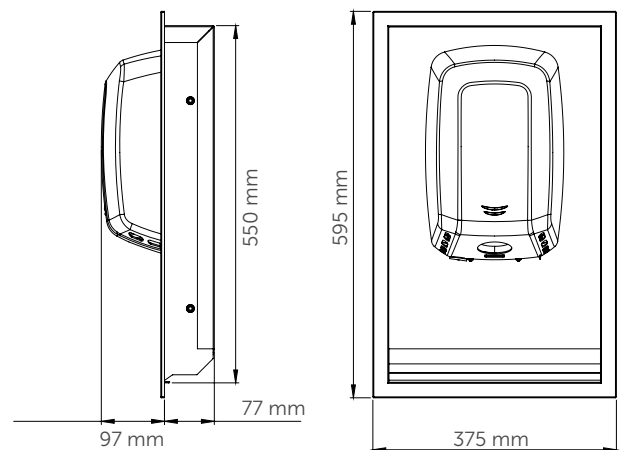
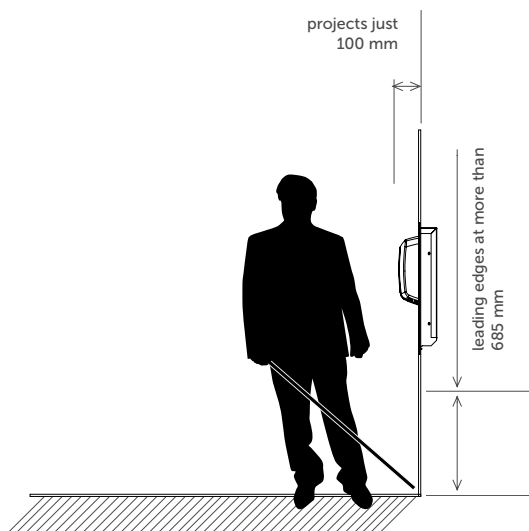
TECHNICAL SPECIFICATIONS KT009 · KT009CS

Box made of two welded parts. The dryer mounting area is made of 1 mm 18-8 type AISI 304 stainless steel (KT009CS) and steel (KT009), including 4 M5 bolts welded on top of the base plate for fitting of the Machflow® hand dryer. The frame is made of 0.8 mm 18-8 type AISI 304 stainless steel (KT009CS) and steel (KT009), with 4 screw holes of 6.5 mm diameter for mounting on the wall.

Nuts and bolts for the fitting of the hand dryer to the kit included: Four DIN 934 M5 nuts, four DIN 9021 M5 washers and four 8 x 18 mm rubber bushings.

NOTE: The screws and wall plugs for mounting the frame on the wall are not included. The use of stainless steel screws is recommended.

Weight: 3 kg without Machflow® hand dryer.



Hand dryers

PLUG-IN KIT
machflow® plus / machflow®

NEW

KTP009
Plug-in kit



MATERIAL: PA6 V0
FINISH: black




Hand dryer not included

24/7
365

Machflow® Plus Plug-in is ready for use 24 hours a day, 7 days a week, 365 days a year.

MACHFLOW® WITH PLUG-IN SYSTEM



What is Machflow® Plug-in technology?

It is a system that allows you to replace the hand dryer quickly, easily and safely **in just 10 seconds**. Making it easier for the washroom to always have a dryer in operation.



Hand dryer replacement time: 10 seconds.
The Machflow® Plug-in system allows the hand dryer to be replaced in less than 10 seconds, thanks to its SMED (quick equipment changeover) design.



Maximum protection and safety from electric shock.
Completely safe electrical connection, as the connection is made via an approved safety electrical connector, preventing electric shocks.

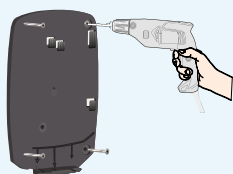


A qualified technician is not required.
Any employee can replace a Machflow® Plus Plug-in dryer with another.



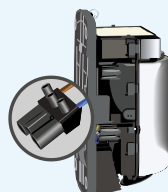
Reduces maintenance costs.
The Machflow® Plus Plug-in hand dryer reduces maintenance costs because it is easy to install, quick and easy to replace and because it makes maintenance easier.

INSTALLATION IN JUST 3 STEPS



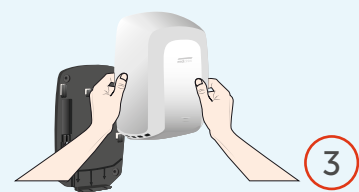
1

Fixing of the base to the wall with 4 screws and connection of the electrical safety plug to the mains.



2

Mounting the safety plug on the base of the hand dryer.



3

Positioning the cover on the hand dryer base and mounting the base on the wall.

Versatile design, durable, modern and elegant.



SPEEDFLOW® PLUS

- » Fast drying time (10-12 seconds).
- » Very low energy consumption (0.6-2.8 W/h per drying cycle).
- » High-pressure motor with speed that can be adjusted between 23,000 and 32,000 rpm.
- » Very quiet (57-65 dBA).
- » Maximum continuous functioning time of 30 seconds.
- » Heating element turned off by means of a micro-switch.
- » Meets ADA regulations (projects just 100 mm from the wall).
- » Vandal proof.





HEPA filter media
Prevents the dispersion of a broad spectrum of particles in the air



Ionizer
Helps to clean and purify the air



Automatic hand detection
Electronic infrared beam sensor, adjustable by means of a potentiometer




Ultra-slim design
Protudes just 10 cm from the wall



Heating element
For maximum comfort



"On/Off" micro-switch for the heating element
Allows the heating element to be activated or deactivated



Adjustable speed
Energy consumption, noise level and drying time are adjustable



Air freshener beads
Ref. RCFB001
Their mild fragrance scents and deodorizes the environment (optional)



Silentblocks
In the base plate to damp mechanical vibrations

SPEEDFLOW[®] PLUS

The new generation hand dryer

An exceptionally designed hand dryer that offers extraordinary power despite its extra-slim design.

AUTOMATIC!



dries hands in
10-12
seconds



Available in four finishes



White



Black



Bright



Satin

Hand dryers



HIGH TRAFFIC

This mode is suitable for installation in areas with high traffic

SENSOR OPERATED
speedflow® plus



NEW FEATURES



400 km/h

M17A

M17A-I

With ionizer

MATERIAL: **steel**

FINISH: **white epoxy**

M17AF

M17AF-I

With ionizer

MATERIAL: **cast iron**

FINISH: **white enamelled**



NEW FEATURES



400 km/h

M17AB

M17AB-I

With ionizer

MATERIAL: **steel**

FINISH: **matte black epoxy**



NEW FEATURES



400 km/h

M17AC

M17AC-I

With ionizer

MATERIAL: **AISI 304 stainless steel**

FINISH: **bright**



NEW FEATURES



400 km/h

M17ACS

M17ACS-I

With ionizer

MATERIAL: **AISI 304 stainless steel**

FINISH: **satin**



COMPONENTS AND MATERIALS

M17A · M17AF · M17AB · M17AC · M17ACS
M17A-I · M17AF-I · M17AB-I · M17AC-I · M17ACS-I

The new Speedflow Plus® comes as standard with a cartridge that contains a HEPA filter media that filters out suspended solid particles (pollen, dust mites, cigarette smoke, etc.), notably improving the air quality.

Speedflow® Plus can optionally be fitted with an ionizer (Ion Hygienic technology) which purifies the air by means of negatively charged particles (anions), removing most of the particles and germs carried in the air and keeping it purer and healthier.

1.5 mm thick, one-piece, ultra-thin cover (only 100 mm deep).

Class F high-pressure motor with a self-resetting thermal safety cut-out and adjustable speed between 23,000 and 32,000 rpm. This regulation capability allows the power consumption and sound pressure to be adjusted.

Electronic infrared detection sensor with adjustable detection range between 5 and 20 cm.

Includes an automatic safety disconnection system that switches the unit off after 30 seconds of uninterrupted use.

500 W heating element with self-resetting thermal cut-out. It can be switched off by means of an on/off microswitch.

Aluminium base with damping elements at the back, which, together with its carefully designed interior, make this hand dryer one of the quietest in its class.

It can be fitted with odour neutralizing beads for a cleaner and more pleasant atmosphere in the washroom (optional).

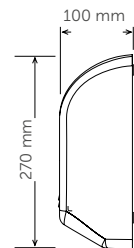
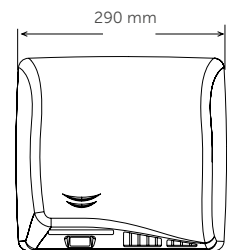
ADA compliant for accessibility in public spaces (see p. 46)

TECHNICAL SPECIFICATIONS

M17A · M17AF · M17AB · M17AC · M17ACS
M17A-I · M17AF-I · M17AB-I · M17AC-I · M17ACS-I

Voltage	220–240 V
Frequency	50/60 Hz
Electrical insulation	Class I
Total power	180–850 W
Power cons.	2.8–5 A
Motor power	180–350 W
RPM	23,000–32,000

Heating element power	500 or 0 W (ON/OFF switch)
Weight	3.2 kg
Cover thickness	1.5 mm
Drying time	10–12 s
Air speed	290–400 km/h
Air temperature (10 cm distance / 25 °C)	42 °C
Sound pressure (at 2 m)	57–65 dBA
Level of protection	IP23



Hand dryers

BtM MEDICLINICS



BEHIND THE MIRROR MODELS (BtmM). WE HELP TO CREATE UNCLUTTERED AND MINIMALIST WASHROOM ENVIRONMENTS




Cleaner and tidier washroom




Contactless. Improved hygiene. Concealed elements.



Fast and easy maintenance



Ease of installation



1 Automatic hand dryer

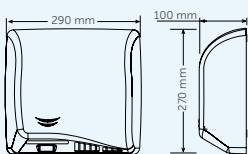
NEW FEATURES

M17ACS



MATERIAL: **AISI 304 stainless steel**
FINISH: **satin**

400 km/h



More information p. 44

2 Automatic soap dispenser

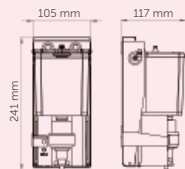
NEW

DJM0037A
Liquid soap



DJSM0039A
Spray

DJFM0038A
Foam



CAPACITY: **1 l**
MATERIAL: **AISI 304 stainless steel**
FINISH: **Grey**

More information p. 97

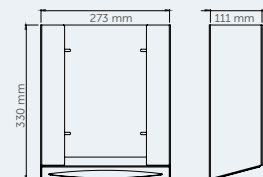
3 Paper towel dispenser

NEW

DTM2106



CAPACITY: **400-600 C/Z towels**
MATERIAL: **AISI 304 st. steel**
FINISH: **Grey**



More information p. 124

Hand dryers



HIGH TRAFFIC

This mode is suitable for installation in areas with high traffic

SENSOR OPERATED
speedflow®



NEW FEATURES

M06A



400 km/h

MATERIAL: **steel**
FINISH: **white epoxy**

NEW FEATURES

M06AB



400 km/h

MATERIAL: **steel**
FINISH: **matte black epoxy**

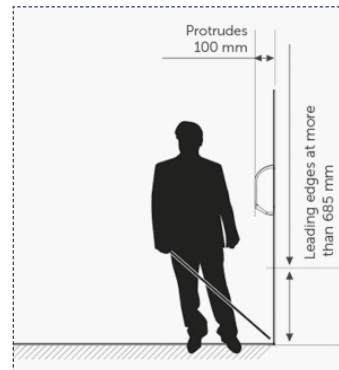
NEW FEATURES

M06AC



400 km/h

MATERIAL: **AISI 304 stainless steel**
FINISH: **bright**



ADA

The Speedflow Plus / Speedflow has been designed to fully comply with The American with Disabilities Act (ADA) Ultra slim design Protrudes just 10 cm from the wall.

COMPONENTS AND MATERIALS

M06A · M06AB · M06AC

Universal voltage. It works with any electrical voltage of 100–120 V or 220–240 V, without the need for any type of configuration.

Ultra-slim, one-piece cover (only 100 mm deep).

Universal high-speed brushed motor, 8,500 and 11,500 rpm, class A. Adjustable speed.

Electronic infrared detection sensor with adjustable detection range between 5 and 20 cm.

Includes an automatic safety disconnection system that switches the unit off after 30 seconds of uninterrupted use.

Heating element with self-resetting thermal cut-out. It can be switched off by means of an on/off microswitch.

Aluminium base with damping elements at the back, which, together with its carefully designed interior, make this hand dryer one of the quietest in its class.

ADA compliant for accessibility in public spaces

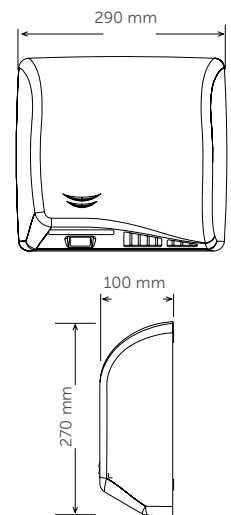
TECHNICAL SPECIFICATIONS

M06A · M06AB · M06AC

Voltage	110-120 V, 208, 220-240 V
Frequency	50/60 Hz
Electrical insulation	Class I
Total power	110-1,150 W
Power cons.	1.3-4.8 A (240 V) / 1.4-9.5 A (120 V)
Motor power	110-250 W
RPM	8,500-11,500

Heating element power 900 or 0 W (ON/OFF switch)

Weight	3.8 kg
Cover thickness	1.5 mm
Drying time	10-12 s
Air speed	120-161 km/h
Air temperature (10 cm distance / 25 °C)	42 °C
Sound pressure (at 2 m)	58-67 dBA
Level of protection	IP23



Hand dryers

SENSOR OPERATED
speedflow®



HIGH TRAFFIC

This mode is suitable for installation in areas with high traffic



NEW FEATURES

M06ACS



400 km/h

MATERIAL: **AISI 304 stainless steel**
FINISH: **satin**

NEW FEATURES

M06AF



400 km/h

MATERIAL: **cast iron**
FINISH: **white enamelled coating**

COMPONENTS AND MATERIALS

M06A · M06AB · M06AC

Universal voltage. It works with any electrical voltage of 100–120 V or 220–240 V, without the need for any type of configuration.

Ultra-slim, one-piece cover (only 100 mm deep).

Universal high-speed brushed motor, 8,500 and 11,500 rpm, class A. Adjustable speed.

Electronic infrared detection sensor with adjustable detection range between 5 and 20 cm.

Includes an automatic safety disconnection system that switches the unit off after 30 seconds of uninterrupted use.

Heating element with self-resetting thermal cut-out. It can be switched off by means of an on/off microswitch.

Aluminium base with damping elements at the back, which, together with its carefully designed interior, make this hand dryer one of the quietest in its class.

ADA compliant for accessibility in public spaces

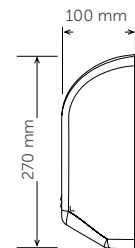
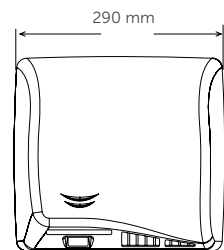
TECHNICAL SPECIFICATIONS

M06A · M06AB · M06AC

Voltage	110-120 V, 208, 220-240 V
Frequency	50/60 Hz
Electrical insulation	Class I
Total power	110-1,150 W
Power cons.	1.3-4.8 A (240 V) / 14-9.5 A (120 V)
Motor power	110-250 W
RPM	8,500-11,500

Heating element power 900 or 0 W (ON/OFF switch)

Weight	3.8 kg
Cover thickness	1.5 mm
Drying time	10-12 s
Air speed	120-161 km/h
Air temperature (10 cm distance / 25 °C)	42 °C
Sound pressure (at 2 m)	58-67 dBA
Level of protection	IP23



HIGH TRAFFIC

Reliable, long-lasting, vandal-proof, safe and quality hand dryers

SANIFLOW® AND MEDIFLOW®

Saniflow® and Mediflow® are the two families of hand dryers within the Mediclinics high-traffic range. Their main distinguishing feature is their high reliability, as their design makes them robust, vandal-proof and very easy to maintain.

ASSURED PERFORMANCE

These hand dryers were conceived to offer excellent performance over many years in very high traffic areas, such as airports, sports stadiums, shopping centres, sports centres, etc.

ROBUST AND QUIET AT THE SAME TIME

Due to their low noise level during operation, these hand dryers are also ideal for installation in places where silence is a very important requirement, such as museums, libraries, cinemas, theatres, etc. These are the main advantages of the Saniflow® and Mediflow® dryers.

DRYING SPEED

High-speed and long-lasting motors that provide a stable and constant air flow that guarantees full drying of the hands in a few seconds.

Compared to other dryers in this class, they offer one of the most powerful airflows on the market.

OPTIMAL HAND DETECTION

Adjustable detection distance, in all the automatic models of the range, in order to obtain the optimal hand detection distance depending on the available light.

COMPLETE SAFETY

Fitted with safety systems such as thermal cut-offs in the motors and heating elements.

Automatic disconnect system.

Vandal-proof lock screws that prevent accidents such as fire, electrocution, trapping, etc.

ACCESSIBLE TO ALL

Option to use a wall recess kit, with a frame manufactured in the same finish as the installed dryer, in order to comply with the ADA and UNE standards for the elimination of architectural barriers, which limit the horizontal projection of hand dryers to 100 mm, thus facilitating access for those with reduced mobility.



A classic, robust and reliable design for the 21st century.

SANIFLOW®

- » Long lasting motors that provide a stable, strong and constant air flow that guarantees full drying of the hands in a few seconds.
- » Robust, reliable and high-quality hand dryer.
- » One of the most powerful air flows on the market, within its class of machine.
- » The heating element and the motor have built-in safety heat limiters.
- » Chrome-plated nozzle that can rotate 360°.
- » Manual or automatic operating options.
- » Vandal proof.
- » Easy cleaning and maintenance.




Hand dryers

SENSOR OPERATED
saniflow®



HIGH TRAFFIC

This mode is suitable for installation in areas with high traffic




E05A

1 32 (B)

ALSO AVAILABLE IN BLUE ANGEL VERSION

MATERIAL: **steel**
FINISH: **white epoxy**




E05AB

1 32 (B)

ALSO AVAILABLE IN BLUE ANGEL VERSION

MATERIAL: **steel**
FINISH: **matte black epoxy**



E05AC

1 32 (B)

ALSO AVAILABLE IN BLUE ANGEL VERSION

MATERIAL: **AISI 304 stainless steel**
FINISH: **bright**



E05ACS

1 32 (B)

ALSO AVAILABLE IN BLUE ANGEL VERSION

MATERIAL: **AISI 304 stainless steel**
FINISH: **satin**

COMPONENTS AND MATERIALS

E05A · E05AB · E05AC · E05ACS

Weld-free cover fixed to the base by means of two vandal-proof lock screws and a lock with special Saniflow® key.

3 mm thick aluminium base.

Fan wheel volute made of fire retardant plastic.

Class F universal motor with brushes, incorporating a safety thermal cut-off.

Aluminium centrifugal turbine with double symmetric air inlet.

Heating element includes a safety thermal cut-off.

Chrome-plated zamak nozzle that can rotate 360°.

Electronic sensor, with infrared beam.

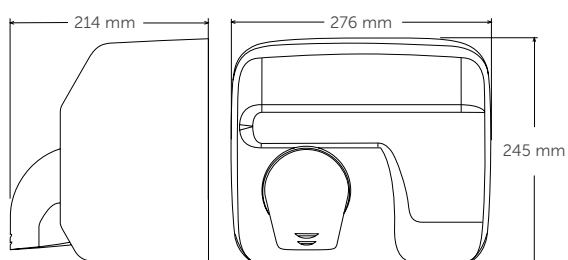
Detection distance adjustable to 15–25 cm.

Four silentblocks to minimise vibrations and noise.

TECHNICAL SPECIFICATIONS

E05A · E05AB · E05AC · E05ACS

Voltage	220–240 V
Frequency	50/60 Hz
Electrical insulation	Class I
Total power	2,250 W
Power consumption	10 A
Motor power	250 W
RPM	5,500
Heating element power	2,000 W
Weight	4.65 kg
Cover thickness	1.5 mm
Drying time	29 s
Air speed	100 km/h
Air temperature (10 cm distance / 21 °C)	50 °C
Sound pressure (at 2 m)	68 dBA
Level of protection	IP23



Hand dryers

SENSOR OPERATED
saniflow®



HIGH TRAFFIC

This mode is suitable for installation in areas with high traffic



E88A




MATERIAL: **steel**
FINISH: **white enamelled coating**



E88AC




MATERIAL: **steel**
FINISH: **bright chromed**



E88ACS




MATERIAL: **steel**
FINISH: **satin chromed**



E88AO




MATERIAL: **steel**
FINISH: **gold plating**

COMPONENTS AND MATERIALS

E88A · E88AC · E88ACS · E88AO

Weld-free cover fixed to the base by means of two vandal-proof lock screws and a lock with special Saniflow® key.

3 mm thick aluminium base.

Fan wheel volute made of fire retardant plastic.

Class F universal motor with brushes, incorporating a safety thermal cut-off.

Aluminium centrifugal turbine with double symmetric air inlet.

Heating element includes a safety thermal cut-off.

Chrome-plated zamak nozzle that can rotate 360°.

Electronic sensor, with infrared beam.

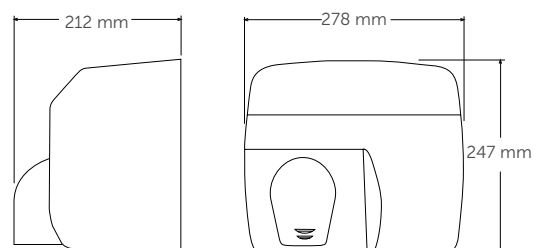
Detection distance adjustable to 15–25 cm.

Four silentblocks to minimise vibrations and noise.

TECHNICAL SPECIFICATIONS

E88A · E88AC · E88ACS · E88AO

Voltage	220–240 V
Frequency	50/60 Hz
Electrical insulation	Class I
Total power	2,250 W
Power consumption	10 A
Motor power	250 W
RPM	5,500
Heating element power	2,000 W
Weight	4.65 kg
Cover thickness	1.5 mm
Drying time	29 s
Air speed	100 km/h
Air temperature (10 cm distance / 21 °C)	50 °C
Sound pressure (at 2 m)	68 dBA
Level of protection	IP23



Hand dryers

PUSH-BUTTON
saniflow®



HIGH TRAFFIC


This mode is suitable for installation in areas with high traffic




E05



MATERIAL: **steel**
FINISH: **white epoxy**



E05B



MATERIAL: **steel**
FINISH: **matte black epoxy**



E05C



MATERIAL: **AISI 304 stainless steel**
FINISH: **bright**



E05CS



MATERIAL: **AISI 304 stainless steel**
FINISH: **satin**

COMPONENTS AND MATERIALS

E05 · E05B · E05C · E05CS

Weld-free cover fixed to the base by means of two vandal-proof lock screws and a lock with special Saniflow® key.

3 mm thick aluminium base.

Fan wheel volute made of fire retardant plastic.

Class F universal motor with brushes, incorporating a safety thermal cut-off.

Aluminium centrifugal turbine with double symmetric air inlet.

Heating element includes a safety thermal cut-off.

Chrome-plated zamak nozzle that can rotate 360°.

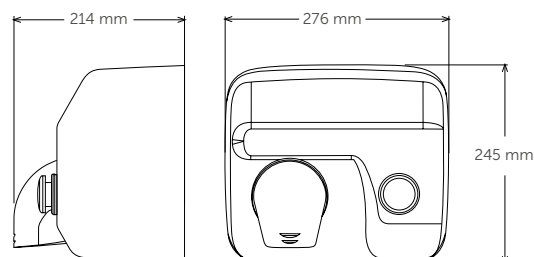
The chrome-plated zamak button activates an electronic timer with a 35-second cycle.

Four silentblocks to minimise vibrations and noise.

TECHNICAL SPECIFICATIONS

E05 · E05B · E05C · E05CS

Voltage	220-240 V
Frequency	50/60 Hz
Electrical insulation	Class I
Total power	2,250 W
Power consumption	10 A
Motor power	250 W
RPM	5,500
Heating element power	2,000 W
Weight	4.65 kg
Cover thickness	1.5 mm
Drying time	29 s
Air speed	100 km/h
Air temperature (10 cm distance / 21 °C)	50 °C
Sound pressure (at 2 m)	68 dBA
Level of protection	IP23



Hand dryers

PUSH-BUTTON
saniflow®



HIGH TRAFFIC

This mode is suitable for installation in areas with high traffic



E88



MATERIAL: **steel**
FINISH: **white enameled coating**



E88C




MATERIAL: **steel**
FINISH: **bright chromed**




E88CS



MATERIAL: **steel**
FINISH: **satin chrome**



E88O



MATERIAL: **steel**
FINISH: **gold plating**

COMPONENTS AND MATERIALS

E88 · E88C · E88CS · E88O

Weld-free cover fixed to the base by means of two vandal-proof lock screws and a lock with special Saniflow® key.

3 mm thick aluminium base.

Fan wheel volute made of fire retardant plastic.

Class F universal motor with brushes, incorporating a safety thermal cut-off.

Aluminium centrifugal turbine with double symmetric air inlet.

Heating element includes a safety thermal cut-off.

Chrome-plated zamak nozzle that can rotate 360°.

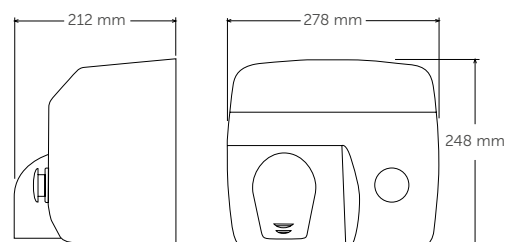
A chrome-plated zamak button activates an electromechanical timer with a 35-second cycle.

Four silentblocks to minimise vibrations and noise.

TECHNICAL SPECIFICATIONS

E88 · E88C · E88CS · E88O

Voltage	220-240 V
Frequency	50/60 Hz
Electrical insulation	Class I
Total power	2,250 W
Power consumption	10 A
Motor power	250 W
RPM	5,500
Heating element power	2,000 W
Weight	4.65 kg
Cover thickness	1.5 mm
Drying time	29 s
Air speed	100 km/h
Air temperature (10 cm distance / 21 °C)	50 °C
Sound pressure (at 2 m)	68 dBA
Level of protection	IP23



Hand dryers

PUSH-BUTTON /
SENSOR OPERATED
saniflow®



HIGH TRAFFIC

This mode is suitable for installation
in areas with high traffic



E85



MATERIAL: **cast iron**
FINISH: **white enamelled coating**



E85A



MATERIAL: **cast iron**
FINISH: **white enamelled coating**

COMPONENTS AND MATERIALS

E85 · E85A

Weld-free cover fixed to the base by means of two vandal-proof lock screws and a lock with special Saniflow® key.

3 mm thick aluminium base.

Fan wheel cover made of fireproof plastic.

Class F universal motor with brushes, incorporating a safety thermal cut-off.

Aluminium centrifugal turbine with double symmetric air inlet.

Heating element includes a safety thermal cut-off.

Four silentblocks to minimise vibrations and noise.

Chrome-plated zamak nozzle that can rotate 360°.

E85

The chrome-plated zamak button activates an electromechanical timer with a 35-second cycle.

E85A

Electronic sensor, with infrared beam.

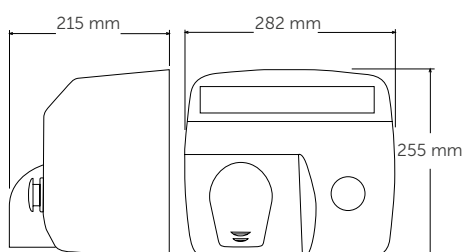
Detection distance adjustable to 15–25 cm.

TECHNICAL SPECIFICATIONS

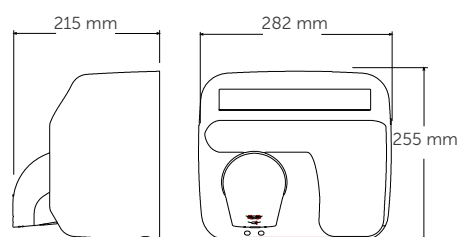
E85 · E85A

Voltage	220-240 V
Frequency	50/60 Hz
Electrical insulation	Class I
Total power	2,250 W
Power consumption	10 A
Motor power	250 W
RPM	5,500
Heating element power	2,000 W
Weight	11.5 kg
Cover thickness	6 mm
Drying time	29 s
Air speed	100 km/h
Air temperature (10 cm distance / 21 °C)	50 °C
Sound pressure (at 2 m)	68 dBA
Level of protection	IP23

E85



E85A



Hand dryers



HIGH TRAFFIC

This mode is suitable for installation in areas with high traffic

RECESS KIT FOR
PUSH-BUTTON MODELS
saniflow®



COMPONENTS AND MATERIALS

KT0005 · KT0005C · KT0005CS

Electro-zinc coated iron structure for recessed wall mounting of the Mediflow® hand dryer.

A grey rubber seal reinforces the external protection, reducing vibrations and noise.

Hardware for installing the dryer and fixing the frame to the wall is included.

KT0005

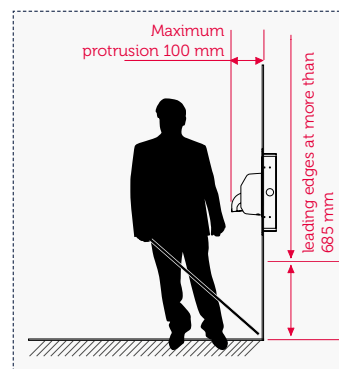
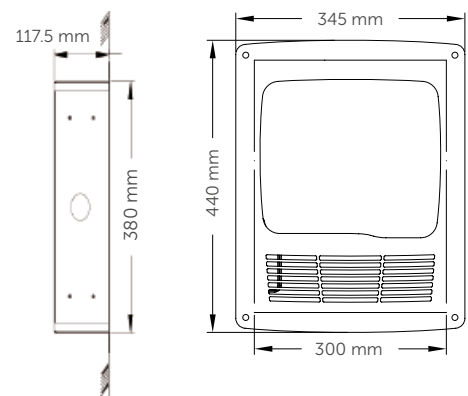
- Stainless steel frame.

KT0005C · KT0005CS

- AISI 304 stainless steel frame.

TECHNICAL SPECIFICATIONS

KT0005 · KT0005C · KT0005CS



ADA

The hand dryer and wall mounting kit protrude 90 mm horizontally in compliance with the ADA standards that restrict the horizontal projection of devices installed in public washrooms to 100 mm.



Intelligent, quiet and modern.



MEDIFLOW®

- » Powerful, robust and reliable hand dryer.
- » One of the quietest machines in its category (only 65 dBA).
- » The heating element and the motor have built-in safety heat limiters.
- » "Logic Dry" intelligent system that adapts the outlet air flow temperature to the ambient temperature (M02 models).
- » Automatic operation which prevents having to touch the machine.
- » Adjustable hand detection distance using a potentiometer.
- » Easy cleaning and maintenance.



Hand dryers

SENSOR OPERATED
mediflow® intelligent



HIGH TRAFFIC

This mode is suitable for installation in areas with high traffic



M02A



MATERIAL: **steel**
FINISH: **white epoxy**



M02AB



MATERIAL: **steel**
FINISH: **matte black epoxy**



M02AC



MATERIAL: **AISI 304 stainless steel**
FINISH: **bright**



M02ACS



MATERIAL: **AISI 304 stainless steel**
FINISH: **satın**

COMPONENTS AND MATERIALS

M02A · M02AB · M02AC · M02ACS

The cover is fixed to the base by two screws.

Base and fan wheel volute made of fire retardant plastic. It includes silentblocks to avoid mechanical vibrations.

Class F universal motor with brushes, incorporating a safety thermal cut-off.

Aluminum centrifugal double asymmetrical inlet fan wheel.

Heating element includes a safety thermal cut-off.

Selective detection of fixed targets and system of automatic disconnection after 120 seconds of continuous use.

Electronic sensor, with infrared beam.

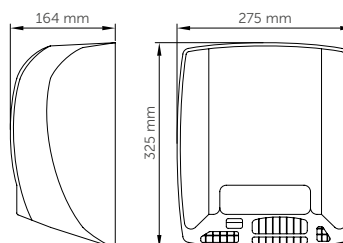
Detection distance adjustable by potentiometer (5-25 cm).

The **LogicDry** technology automatically regulates the temperature of the air output between four possible levels, depending on the ambient temperature, managing electricity consumption to offer significant energy savings.

TECHNICAL SPECIFICATIONS

M02A · M02AB · M02AC · M02ACS

Voltage	220-240 V
Frequency	50/60 Hz
Electrical insulation	Class II
Total power	250-2,750 W
Power consumption	1.2-12 A
Motor power	250 W
RPM	4,500
Heating element power	0-2,500 W
Weight	4.25 kg
Cover thickness	1.5 mm
Drying time	29 s
Air speed	110 km/h
Air temperature (10 cm distance / 21 °C)	50 °C
Sound pressure (at 2 m)	65 dBA
Level of protection	IP23



Hand dryers

SENSOR OPERATED
mediflow®



HIGH TRAFFIC

This mode is suitable for installation in areas with high traffic



M03A



MATERIAL: **steel**
FINISH: **white epoxy**



M03AB



MATERIAL: **steel**
FINISH: **matte black epoxy**



M03AC



MATERIAL: **AISI 304 stainless steel**
FINISH: **bright**



M03ACS



MATERIAL: **AISI 304 stainless steel**
FINISH: **satin**

COMPONENTS AND MATERIALS

M03A · M03AB · M03AC · M03ACS

The cover is fixed to the base by two screws.

Base and fan wheel volute made of fire retardant plastic. It includes silentblocks to damp mechanical vibrations.

Class F universal motor with brushes, incorporating a safety thermal cut-off.

Aluminum centrifugal double asymmetrical inlet fan wheel.

Heating element includes a safety thermal cut-off.

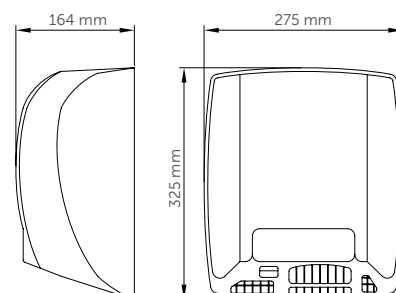
Electronic sensor, with infrared beam.

Detection distance adjustable by potentiometer (5-25 cm).

TECHNICAL SPECIFICATIONS

M03A · M03AB · M03AC · M03ACS

Voltage	220-240 V
Frequency	50/60 Hz
Electrical insulation	Class II
Total power	2,750 W
Power consumption	12 A
Motor power	250 W
RPM	4,500
Heating element power	2,500 W
Weight	4.25 kg
Cover thickness	1.5 mm
Drying time	29 s
Air speed	110 km/h
Air temperature (10 cm distance / 21 °C)	50 °C
Sound pressure (at 2 m)	65 dBA
Level of protection	IP23



Hand dryers

WALL RECESS KIT
mediflow®



HIGH TRAFFIC

This mode is suitable for installation in areas with high traffic



KT0010

dryer not included

MATERIAL: **steel**
FINISH: **white epoxy**






KT0010C

dryer not included

MATERIAL: **AISI 304 stainless steel**
FINISH: **bright**






KT0010CS

dryer not included

MATERIAL: **AISI 304 stainless steel**
FINISH: **satın**




COMPONENTS AND MATERIALS

KT0010 · KT0010C · KT0010CS

Electro-zinc coated iron structure for recessed installation of the Mediflow® hand dryer.

A grey rubber seal provides reinforced external protection and minimises vibration and noise.

Hardware for mounting the dryer and its frame on the wall included.

KT0010

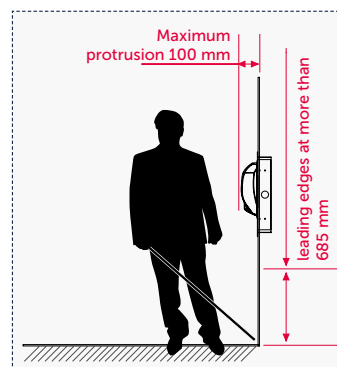
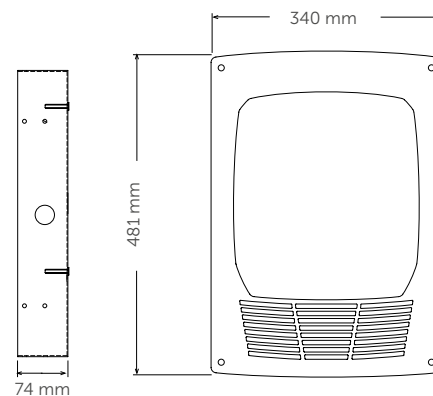
- Stainless steel frame.

KT0010C · KT0010CS

- AISI 304 stainless steel frame.

TECHNICAL SPECIFICATIONS

KT0010 · KT0010C · KT0010CS



ADA

The hand dryer and wall mounting kit protrude 90 mm horizontally in compliance with the ADA standards that restrict the horizontal projection of devices installed in public washrooms to 100 mm.

MEDIUM/LOW TRAFFIC

Elegantly designed hand dryers that are great value for money

OPTIMA®, JUNIORPLUS® AND SMARTFLOW®

These are the three families of hand dryers within the Mediclinics medium/low-traffic range. Optima®, JuniorPlus® and Smartflow® have features that make them ideal for installation in areas with low to medium traffic, such as restaurants, bars, offices, etc.

SILENT DRYING

Due to their low noise level, these hand dryers are also ideal for installation in places where silence is a very important requirement, such as museums, libraries, cinemas, theatres, etc. These are the main advantages of the Optima®, JuniorPlus® and Smartflow® dryers.

MAINTENANCE FREE

Zero maintenance thanks to brushless motors (Optima® and JuniorPlus®).

Moreover, their design and materials make them very easy to clean.

EXCELLENT HAND DETECTION

Adjustable detection distance, in all the automatic models of the range, in order to obtain the optimal hand detection distance depending on the available light.

TESTED SAFETY

Fitted with safety systems such as thermal cut-offs in the motors and heating elements.

Automatic disconnect system.

EXCEEDING STANDARDS

Quality, robustness and reliability thanks to their design and the use of top-class components.

These hand dryers are manufactured to the highest quality and safety standards.



A modern design for a reliable, quiet hand dryer with excellent performance.



OPTIMA®

- » Maintenance-free thanks to its brushless motor.
- » Hygienic thanks to its automatic operation that prevents having to touch the machine.
- » Adjustable hand detection distance.
- » One of the quietest machines in its category (only 57 dBA).
- » The heating element and the motor have built-in safety heat limiters.
- » The ideal balance between performance and price.



Hand dryers

SENSOR OPERATED
optima



MEDIUM TRAFFIC

This mode is suitable for installation in areas with medium traffic




M99A

MATERIAL: steel
FINISH: white epoxy




NEW



M99AB

MATERIAL: steel
FINISH: matte black epoxy





M99AC

MATERIAL: AISI 304 stainless steel
FINISH: bright





M99ACS

MATERIAL: AISI 304 stainless steel
FINISH: satin



COMPONENTS AND MATERIALS

M99A · M99AB · M99AC · M99ACS

Weld-free cover fixed to the base with four Allen-head screws.

Thermoplastic ABS base.

Thermoplastic fan wheel.

Class F brushless induction motor with safety thermal cut-off.

PP UL 94-V0 centrifugal single inlet fan wheel.

Heating element includes a safety thermal cut-off.

Electronic sensor, with infrared beam.

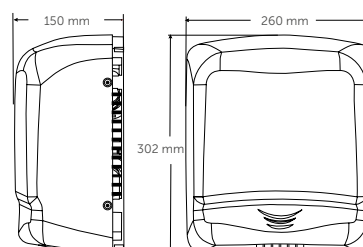
Detection distance adjustable to 15–25 cm.

Zamak air outlet grille.

TECHNICAL SPECIFICATIONS

M99A · M99AB · M99AC · M99ACS

Voltage	220-240 V
Frequency	50/60 Hz
Electrical insulation	Class II
Total power	1,640 W
Power consumption	7 A
Motor power	140 W
RPM	2,800
Heating element power	1,500 W
Weight	4.45 kg
Cover thickness	1.5 mm
Drying time	38 s
Air speed	50 km/h
Air temperature (10 cm distance / 21 °C)	57 °C
Sound pressure (at 2 m)	57 dBA
Level of protection	IP21



Hand dryer with cover manufactured in high-impact ABS, with a very attractive quality-price ratio.

JUNIORPLUS®

- » Maintenance-free thanks to its brushless motor.
- » Manual or automatic operating options.
- » Adjustable hand detection distance (M88APLUS).
- » Quiet (only 57 dBA).
- » Elegantly designed cover, manufactured in high-impact ABS.
- » The heating element and the motor have built-in safety heat limiters.
- » Very attractive quality-price ratio.



Hand dryers

PUSH-BUTTON/SENSOR OPERATED
juniorplus



MEDIUM TRAFFIC

This mode is suitable for installation in areas with medium traffic



COMPONENTS AND MATERIALS

M88PLUS · M88APLUS

M88PLUS · M88APLUS

One-piece cover fixed to the base by four screws.

Thermoplastic ABS base.

Thermoplastic fan wheel.

PP UL 94-V0 centrifugal single inlet fan wheel.

Class F brushless induction motor with safety thermal cut-off.

Heating element includes a safety thermal cut-off.

Zamak air outlet grille.

M88PLUS

- Push-buttons operate an electronic timer with a 45-second cycle.

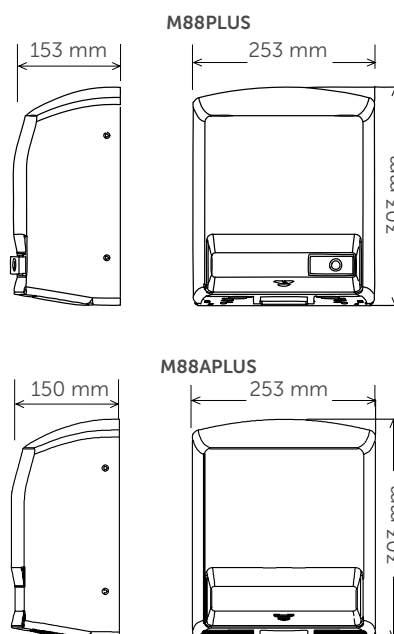
M88APLUS

- Electronic sensor, with infrared beam.
- Detection distance adjustable to 15–25 cm.

TECHNICAL SPECIFICATIONS

M88PLUS · M88APLUS

Voltage	220-240 V
Frequency	50/60 Hz
Electrical insulation	Class II
Total power	1,640 W
Power consumption	7 A
Motor power	140 W
RPM	2,800
Heating element power	1,500 W
Weight	3 kg
Cover thickness	3 mm
Drying time	38 s
Air speed	50 km/h
Air temperature (10 cm distance / 21 °C)	57 °C
Sound pressure (at 2 m)	57 dBA
Level of protection	IP21



Compact hand dryer, strong and at a very competitive price.

SMARTFLOW®

- » Easy cleaning and maintenance.
- » Hygienic thanks to its automatic operation that prevents contact with the machine.
- » The heating element and the motor have built-in safety heat limiters.
- » Adjustable hand detection distance.
- » Quiet (67 dBA).
- » Elegantly designed cover, manufactured in high-impact ABS.
- » Cost-effective.



Hand dryers

SENSOR OPERATED
smartflow®



LOW TRAFFIC

This mode is suitable for installation in areas with low traffic



M04A

12 96 (C)

MATERIAL: **ABS**
FINISH: **white**


NEW



M04AB

12 96 (C)


MATERIAL: **ABS**
FINISH: **matte black**



M04AC

12 96 (C)

MATERIAL: **ABS**
FINISH: **bright**



M04ACS

12 96 (C)

MATERIAL: **ABS**
FINISH: **satin**

COMPONENTS AND MATERIALS

M04A · M04AB · M04AC · M04ACS

One-piece cover in ABS thermoplastic, fixed to the base by two screws.

Thermoplastic base.

Class B brush motor incorporating a safety thermal cut-off.

Helical fan.

Heating element includes a safety thermal cut-off.

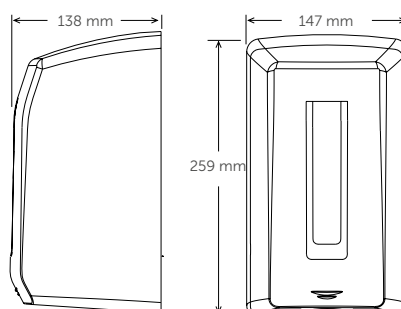
Electronic sensor, with infrared beam.

Detection distance adjustable to 15–25 cm.

TECHNICAL SPECIFICATIONS

M04A · M04AB · M04AC · M04ACS

Voltage	220-240 V
Frequency	50/60 Hz
Electrical insulation	Class II
Total power	1,100 W
Power consumption	4.8 A
Motor power	150 W
RPM	15,000
Heating element power	950 W
Weight	1.2 kg
Cover thickness	3 mm
Drying time	39 s
Air speed	100 km/h
Air temperature (10 cm distance / 21 °C)	55 °C
Sound pressure (at 2 m)	67 dBA
Level of protection	IP23




Hand dryers

TABLE

New generation hand dryers				
	Dualflow® Plus (M24)	Dualflow® Plus (M14)	Machflow® Plus	Machflow®
				
Category	ECO-FAST			
Application	HIGH TRAFFIC			
Drying time	8–15 s	10–15 s	8–15 s	10–15 s
Voltage/Frequency	100–240 V 50/60 Hz	220–240 V 50/60 Hz	100–240 V 50/60 Hz	220–240 V 50/60 Hz
Electrical insulation	Class I	Class I	Class I	Class I
Dimensions	665 x 320 x 228 mm	665 x 320 x 228 mm	330 x 213 x 170 mm	330 x 213 x 170 mm
Weight	8.5 kg	8.3 kg	5.5 kg	5.1 kg
Total power	250–1,100 W	420–1,500 W	250–1,100 W	420–1,500 W
Power consumption	1.3–4.8 A	3.2–6.4 A	1.3–4.8 A	3.2–6.4 A
Operation	Automatic	Automatic	Automatic	Automatic
Cover				
Material	ABS	ABS	1. Stainless steel 2. Steel	1. Stainless steel 2. Steel
Finish	White/Black/Brushed	White/Black/Brushed	1. Gloss/Satin 2. White/Black epoxy	1. Gloss/Satin 2. White/Black epoxy
Thickness	3 mm	3 mm	1.5 mm	1.5 mm
Base				
Material	PA6 V0	PA6 V0	PA6 + 30% GF V0	PA6 + 30% GF V0
Thickness	3 mm	3 mm	3 mm	3 mm
Motor				
Type	Brushless DC motor with Hall effect sensor	Universal vacuum motor with brushes	Brushless DC motor with Hall effect sensor	Universal vacuum motor with brushes
Class	F	F	F	F
Power	900 W	1,100 W	900 W	1,100 W
RPM	17,600–27,600 RPM	19,000–30,000 RPM	17,600–27,600 RPM	19,000–30,000 RPM
Useful life of brushes	> 5,000 h (motor service life)	1,500 h	> 5,000 h (motor service life)	1,500 h
Protection	Fuse on the printed circuit board	Fuse on the printed circuit board	Fuse on the printed circuit board	Fuse on the printed circuit board
Fan				
Type	Centrifugal, single inlet, high pressure	Centrifugal, single inlet, high pressure	Centrifugal, single inlet, high pressure	Centrifugal, single inlet, high pressure
Material	Aluminium	Aluminium	Aluminium	Aluminium
Air speed	234–410 km/h	234–410 km/h	220–340 km/h	190–480 km/h
Heating element				
Power	200 W	400 W	200 W	400 W
Wire	Chrome and nickel	Chrome and nickel	Chrome and nickel	Chrome and nickel
Protection	Safety thermal limiter	Safety thermal limiter	Safety thermal limiter	Safety thermal limiter
Air temperature	38 °C	40 °C	42 °C	45 °C
Sound pressure	62–72 dBA	62–72 dBA	67–74 dBA	67–74 dBA
Protection level	IPX4	IPX4	IP23	IP23
Disconnection (continuous use time)	30 s	30 s	30 s	60 s
ADA	yes	yes	with recessed kit	with recessed kit





New generation hand dryers	
Speedflow® Plus	
	
Category	ECO-FAST
Application	HIGH TRAFFIC
Drying time	10-12 s
Voltage/Frequency	220–240 V 50/60 Hz
Electrical insulation	Class I
Dimensions	270 x 290 x 100 mm
Weight	3.2 kg (AF model = 6.5 kg)
Total power	180–850 W
Power consumption	2.8-5 A (230 V)
Operation	Automatic
Cover	
Material	1. Stainless steel 2. Steel
Finish	1. Gloss/Satin 2. White/Black epoxy
Thickness	1.5 mm (AF model = 4.5 mm)
Base	
Material	Aluminium
Thickness	3 mm
Motor	
Type	High-pressure brushed motor
Class	F
Power	350 W
RPM	23,000–32,000 RPM
Useful life of brushes	1,000 h / 30,000 serv. (cycle = 12 s)
Protection	Self-resetting thermal safety cut-out (120 °C).
Fan	
Type	Centrifugal, single inlet, high pressure
Material	Aluminium
Air speed	290-400 km/h
Heating element	
Power	500 W
Wire	Chrome and nickel
Protection	Self-resetting thermal safety cut-out (150 °C).
Air temperature	42 °C
Sound pressure	57–65 dBA
Protection level	IP23
Disconnection (continuous use time)	30 s
ADA	yes



Hand dryers




TABLE

	Traditional hand dryers	
	Saniflow®	Mediflow®
		
Category	HIGHLY DURABLE	HIGHLY DURABLE
Application	HIGH TRAFFIC	HIGH TRAFFIC
Drying time	29 s	29 s
Voltage/Frequency	220–240 V 50/60 Hz	220–240 V 50/60 Hz
Electrical insulation	Class I	Class II
Dimensions	245 x 276 x 214 mm 247 x 278 x 212 mm	325 x 275 x 164 mm
Weight	4.65/5.9 kg	4.25 kg
Total power	2,250 W	250–2,750 W
Power consumption	10 A	1.1–12 A
Operation	Automatic/Push-button	Automatic
Cover		
Material	1. Stainless steel 2. Steel	1. Stainless steel 2. Steel
Finish	1. Gloss/Satin 2. Epoxy white/black; enamel white/black; bright/satin/gold finish	1. Gloss/Satin 2. White/Black epoxy
Thickness	1.5 mm	1.5 mm
Base		
Material	Aluminium	PA 6 V0
Thickness	3 mm	3 mm
Motor		
Type	High-pressure universal brushed motor	High-pressure universal brushed motor
Class	F	F
Power	250 W	250 W
RPM	5,500 RPM	4,500 RPM
Useful life of brushes	1st set 1,500 h / 200,000 serv. 2nd set 1,500 h / 200,000 serv. (cycle = 29 s)	1st set 1,500 h / 200,000 serv. 2nd set 1,500 h / 200,000 serv. (cycle = 29 s)
Protection	Automatically resetting of safety thermal cut-off.	Automatically resetting of safety thermal cut-off.
Fan		
Type	Double inlet, centrifugal, asymmetrical	Double inlet, centrifugal, asymmetrical
Material	Aluminium	Aluminium
Air speed	100 km/h	110 km/h
Heating element		
Power	2,000 W	0–2,500 W
Wire	Chrome and nickel	Cr-Al-Fe Band
Protection	Safety thermal limiter	Safety thermal limiter
Air temperature	50 °C	50 °C
Sound pressure	68 dBA	65 dBA
Protection level	IP23	IP23
Disconnection (continuous use time)	E05, E88: 35 s E05A: 60 s E88A: ---	M02A: 120 s M03A: ---
ADA	with recessed kit	with recessed kit



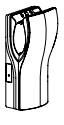
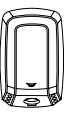


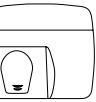



Hand dryers

TABLE

	Medium/low traffic range		
	Optima®	JuniorPlus®	Smartflow®
			
Category	VALUE FOR MONEY		
Application	MEDIUM TRAFFIC	LOW TRAFFIC	
Estimated drying time	38 s	38 s	39 s
Voltage/Frequency	220–240 V 50/60 Hz	220–240 V 50/60 Hz	220–240 V 50/60 Hz
Electrical insulation	Class II	Class II	Class II
Dimensions	302 x 260 x 150 mm	303 x 253 x 150 mm	259 x 147 x 138 mm
Weight	4.45 kg	3 kg	1.2 kg
Total power	1,640 W	1,640 W	1,100 W
Power consumption	7 A	7 A	4.8 A
Operation	Automatic	Automatic/Push-button	Automatic
Cover			
Material	1. Stainless steel 2. Steel	ABS	ABS
Finish	1. Gloss/Satin 2. White/Black epoxy	White	1. White/Bright/Satin/Black
Thickness	1.5 mm	3 mm	3 mm
Base			
Material	ABS V0	ABS V0	PP + Talc
Thickness	3 mm	3 mm	3 mm
Motor			
Type	Induction	Induction	Universal brush motor
Class	F	F	B
Power	140 W	140 W	150 W
RPM	2,800 RPM	2,800 RPM	15,000 RPM
Useful life of brushes	---	---	1,000 h / 100,000 serv., cycle = 39 s
Protection	Automatically resetting of safety thermal cut-off.	Automatically resetting of safety thermal cut-off.	Automatically resetting of safety thermal cut-off.
Fan			
Type	Centrifugal single inlet	Centrifugal single inlet	Helical
Material	PP V0	PP V0	PP V0
Air speed	50 km/h	50 km/h	100 km/h
Heating element			
Power	1,500 W	1,500 W	950 W
Wire	Chrome and nickel	Chrome and nickel	Chrome and nickel
Protection	Safety thermal limiter	Safety thermal limiter	Safety thermal limiter
Air temperature	57 °C	57 °C	55 °C
Sound pressure	57 dBA	57 dBA	67 dBA
Protection level	IP21	IP21	IP23
Disconnection (continuous use time)	60 s	M88PLUS: 45 s M88APLUS: 60 s	60 s
ADA	---	---	---

Hand dryers

TABLE

	MODEL	OPERATION		MATERIAL/FINISH							
		manual	sensor operated	white epoxy steel	black epoxy steel	bright-finish AISI 304 stainless steel	satin-finish AISI 304 stainless steel	steel with white enamelled coating	steel with black enamelled coating	bright chromed steel	satin finish steel
	dualflow plus										
	M24A		•								
	M24AB		•								
	M24ACS		•								
	M14A		•								
	M14AB		•								
M14ACS		•									
	machflow plus / machflow										
	M19A		•	•							
	M19AB		•		•						
	M19AC		•			•					
	M19ACS		•				•				
	M09A		•	•							
	M09AB		•		•						
	M09AC		•			•					
M09ACS		•				•					
	speedflow plus / speedflow										
	M17A		•	•							
	M17AB		•		•						
	M17AC		•			•					
	M17ACS		•				•				
	saniflow										
	E05	•		•							
	E05B	•			•						
	E05C	•				•					
	E05CS	•					•				
	E88	•						•			
	E88B	•							•		
	E88C	•								•	
	E88CS	•									•
	E88O	•									•
	E885	•									
	E05A		•	•							
	E05AB		•		•						
	E05AC		•			•					
	E05ACS		•				•				
E88A		•					•				
E88AB		•						•			
E88AC		•							•		
E88ACS		•								•	
E88AO		•								•	
E85A		•									
	mediflow										
	M02A		•	•							
	M02AB		•		•						
	M02AC		•			•					
	M02ACS		•				•				
	M03A		•	•							
	M03AB		•		•						
	M03AC		•			•					
M03ACS		•				•					
	optima										
	M99A		•	•							
	M99AB		•		•						
	M99AC		•			•					
	M99ACS		•				•				
	juniorplus										
	M88APLUS		•								
	M88PLUS	•									
	smartflow										
	M04A		•								
	M04AB		•								
	M04AC		•								
	M04ACS		•								

Hand dryers

TABLE

gold-plated steel	white enamelled cast iron	white ABS	black ABS	bright grey ABS	satin grey ABS	Ioniser	HEPA filter	Waste pipe	ADJUSTABLE POWER	MOTOR			TRAFFIC			MODEL
										induction	brushed	brushless	HIGH	MEDIUM	LOW	
dualflow plus																
		●				☆	●	☆	●			●	●			M24A
			●			☆	●	☆	●			●	●			M24AB
					●	☆	●	☆	●			●	●			M24CS
		●				☆	●	☆	●		●	●	●			M14A
			●			☆	●	☆	●			●	●			M14AB
					●	☆	●	☆	●		●	●	●			M14CS
machflow plus / machflow																
						☆	●		●			●	●			M19A
						☆	●		●			●	●			M19AB
						☆	●		●			●	●			M19AC
						☆	●		●		●	●	●			M19ACS
						☆	●		●		●	●	●			M09A
						☆	●		●		●	●	●			M09AB
						☆	●		●		●	●	●			M09AC
						☆	●		●		●	●	●			M09ACS
speedflow plus / speedflow																
						☆	●		●		●	●	●			M17A
						☆	●		●		●	●	●			M17AB
						☆	●		●		●	●	●			M17AC
						☆	●		●		●	●	●			M17ACS
saniflow																
											●	●	●			E05
											●	●	●			E05B
											●	●	●			E05C
											●	●	●			E05CS
											●	●	●			E88
											●	●	●			E88B
											●	●	●			E88C
											●	●	●			E88CS
●											●	●	●			E88O
	●										●	●	●			E885
											●	●	●			E05A
											●	●	●			E05AB
											●	●	●			E05AC
											●	●	●			E05ACS
											●	●	●			E88A
											●	●	●			E88AB
											●	●	●			E88AC
											●	●	●			E88ACS
●											●	●	●			E88AO
	●										●	●	●			E85A
mediflow																
											●	●	●			M02A
											●	●	●			M02AB
											●	●	●			M02AC
											●	●	●			M02ACS
											●	●	●			M03A
											●	●	●			M03AB
											●	●	●			M03AC
											●	●	●			M03ACS
optima																
										●			●			M99A
										●			●			M99AB
										●			●			M99AC
										●			●			M99ACS
juniorplus																
		●								●			●			M88APLUS
		●								●			●			M88PLUS
smartflow																
		●								●					●	M04A
			●							●					●	M04AB
				●						●					●	M04AC
					●					●					●	M04ACS

☆ Optional




02



Change the way
you wash and
dry your hands

**HAND WASHING AND
DRYING UNITS**



All-in-One hand washing and drying units integrated into the washbasin itself, providing an enjoyable hand hygiene experience.

HAND WASHING AND DRYING UNITS

- » The All-in-One hand washing and drying units feature an automatic soap dispenser, water tap and hand dryer in the same washbasin so you don't have to move around in the bathroom.
- » Designed with aesthetics and performance in mind, our All-in-One hand washing and drying units offer pure elegance and efficiency. Their smart design, with clean lines and elegant curves, and their great functionality, break all current design and functional conventions.
- » The All-in-One system eliminates the need to move around to wash and dry hands in the bathroom, prevents water accumulation on the floor, saves space and reduces the time needed to wash and dry hands.
- » Installed either on the wall or on the washbasin itself, the All-in-One system can be supplied as a set or individually as stand-alone products.
- » The design, aesthetics and functionality of the All-in-One system allows designers to create minimalist, functional and safe spaces.



Hand washing and drying units

MEDICLINICS ALL-IN-ONE

HAND DRYER + SOAP DISPENSER AND WATER TAP

NEW



M092A
Hand dryer with sensor

MATERIAL: **chrome-plated brass**
FINISH: **bright**

AVAILABLE IN OTHER FINISHES. REQUEST US!

NEW



GAJ002AC
Water tap and soap dispenser with sensor

MATERIAL: **chrome-plated brass**
FINISH: **bright**

AVAILABLE IN OTHER FINISHES. REQUEST US!

CODE OF THE COMPLETE SET: UCM092A

COMPONENTS AND MATERIALS

M092A · GAJ002AC

Hand dryer and water tap + soap dispenser, both made of chrome-plated brass.

An IR sensor allows touch-free operation.

Effective sensor detection range of 5-25 cm.

M092A

- High-speed automatic hand dryer for worktop mounting, with the hand dryer unit concealed under the worktop or behind the wall.
- Equipped with HEPA filter media that removes most of the particulate matter present in the air.
- Its class F high-pressure brushed motor, with adjustable power, provides a maximum air output speed of 400 km/h.
- Dries hands in 10–15 seconds.
- 400 W heating element with "On/Off" switch.
- One hand dryer per tap.

GAJ002AC

- Automatic water tap and soap dispenser for worktop mounting.
- The soap dispenser reservoir and mechanism can be concealed under the worktop or behind the wall.
- The soap dispenser is fitted with an anti-drip valve.
- Adjustable soap application between 0.5 ml and 2 ml (0.5-1.0-1.5-2.0 ml) to reduce soap wastage.
- Can be connected to mains power or batteries (not included).

TECHNICAL SPECIFICATIONS

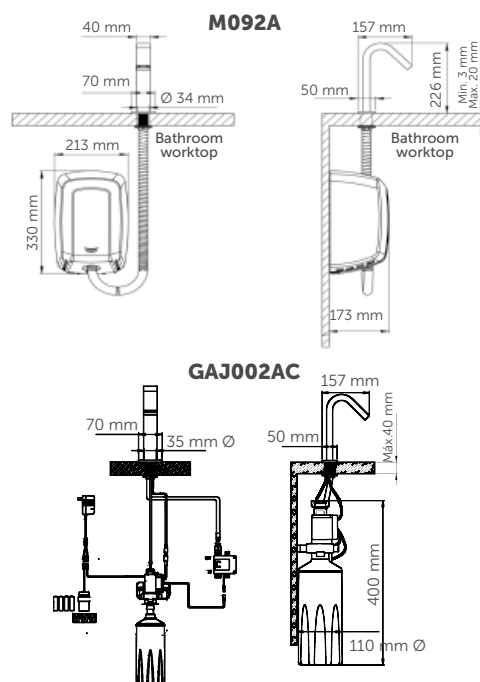
M092A · GAJ002AC

M092A

Voltage / Frequency	220-240 V 59-60 Hz
Total power	420–1,500 W
Power consumption	3.2–6.4 A
Heating element power	400 or 0 W (Heating element ON/OFF)
Drying time	10–15 s
Air speed	190-400 km/h
Sound pressure (at 2 m)	67-72 dBA
Level of protection	IP23

GAJ002AC

Water inlet pressure	0.5–0.8 bar
Soap reservoir capacity	1.5 l
Quantity dispensed per pump	0.5–2.0 ml
Suitable soaps	Soaps with a viscosity of 100–3,500 cP and a neutral pH



Hand washing and drying units

MEDICLINICS ALL-IN-ONE

HAND DRYER +
SOAP DISPENSER +
WATER TAP

NEW




M093A
Hand dryer with sensor

MATERIAL: AISI 304 stainless steel
FINISH: bright

AVAILABLE IN OTHER FINISHES.
REQUEST US!

NEW




DJ003AC
Soap dispenser with sensor

MATERIAL: chrome-plated brass
FINISH: bright

AVAILABLE IN OTHER FINISHES.
REQUEST US!

NEW



GA003AC
Tap with sensor

MATERIAL: chrome-plated brass
FINISH: bright

AVAILABLE IN OTHER FINISHES.
REQUEST US!

CODE OF THE COMPLETE SET: UCM093A



COMPONENTS AND MATERIALS M093A · DJ003AC · GA003AC

Sensor-activated hand dryer + electronic tap + electronic soap dispenser, made of chrome-plated brass and stainless steel, with bright finish and designed for wall mounting.

The hand dryer, water tap and soap dispenser are designed to work together as a hygienic and efficient non-contact system.

M093A

- High-speed automatic hand dryer tap for wall mounting.
- Dries hands in 10-15 seconds with a pleasantly warm airflow.
- Equipped with HEPA filter media that removes most of the particulate matter present in the air.
- Class F high-pressure brushed motor, with adjustable power, providing a maximum air output of 400 km/h.
- 400 W heating element with "On/Off" switch
- One hand dryer per tap.

DJ003AC

- Automatic soap dispenser tap for wall mounting.
- Adjustable soap application between 0.5 ml and 2 ml (0.5-1.0-1.5-2.0 ml) to reduce soap wastage.
- Can be connected to mains power or batteries (not included).

GA003AC

- Infrared automatic washbasin tap for wall mounting. This solution saves water and allows rational and intelligent use of water resources.
- Touchless operation makes this water tap a hygienic and easy-to-clean option, suitable for any environment.
- Effective sensor detection range of 5-25 cm.

TECHNICAL SPECIFICATIONS M093A · DJ003AC · GA003AC

M093A

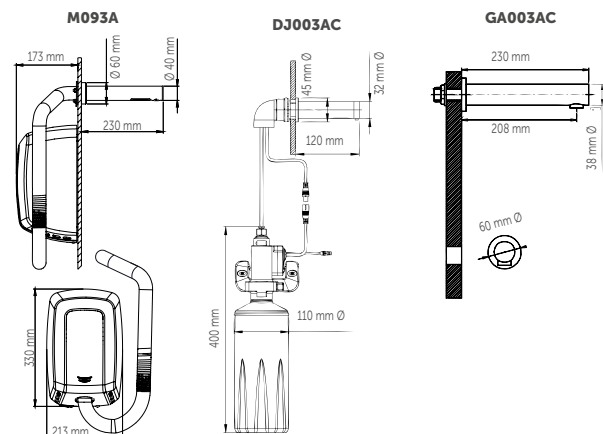
Voltage / Frequency	220-240 V 59-60 Hz
Total power	420-1,500 W
Power consumption	3.2-6.4 A
Heating element power	400 or 0 W (Heating element ON/OFF)
Drying time	10-15 s
Air speed	190-400 km/h
Sound pressure (at 2 m)	67-72 dBA
Level of protection	IP23

DJ003AC

Soap reservoir capacity	1.5 l
Quantity dispensed per pump	0.5-2 ml
Suitable soaps	Soaps with a viscosity of 100-3,500 cP and a neutral pH

GA003AC

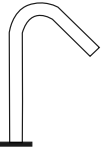

Voltage (transformer)	220-240V-50/60Hz
Water inlet pressure	0.5-8 bar
Water flow (at 3 bar)	5.0 l/min
Detection range	5-25 cm
Safety cut-out	60




Hand washing and drying units

MEDICLINICS ALL-IN-ONE

HAND DRYER +
SOAP DISPENSER +
WATER TAP

		BASIN MATERIAL		COMPONENTS OF THE UNIT		SOAP DISPENSER CAPACITY
	MODEL	AISI 304 stainless steel / satin finish	Chrome-plated brass	Machflow® hand dryer	Automatic soap dispenser	1.5 l
	UCM092		●	●	●	●
	UCM093A	●*	●	●	●	●

* HAND DRYER TAP M093A.



03

Let your
hair down and
enjoy life

HAIR DRYERS



Public-use hair dryers, specially designed for facilities with high traffic, and individual use hair dryers.

HAIR DRYERS

- » Large variety of hair dryers with different designs, finishes and performance.
- » The public-use hair dryers are robust, reliable and specially designed to work in areas with high or very high traffic, such as sports facilities, swimming pools, children's leisure areas, campsites, etc. They are equipped with all the relevant security and anti-vandalism features to enable them to operate in these environments without any problems.
- » The individual-use hair dryers are quiet, with a powerful flow of air and a long useful life. These models are compact and balanced thanks to their lightweight DC motors. Designed for use in hotel rooms, hospitals, care homes, etc., these hair dryers have a speed regulator that allows the most suitable drying function to be selected at any given moment.



Hair dryers

PUBLIC USE /
AUTOMATIC OPERATION



SC0009




MATERIAL: **AISI 304 stainless steel**
FINISH: **white epoxy**



SC0009CS




MATERIAL: **AISI 304 stainless steel**
FINISH: **satın**

COMPONENTS AND MATERIALS SC0009 · SC0009CS

One-piece, weld-free AISI 304 stainless steel cover.

Class F high pressure Universal brush motor.

Adjustable motor power, allowing the electrical consumption to be adjusted. The hair dryer is automatically activated when the hand piece is unhooked.

Heating element protected by a thermal cut-off that resets automatically and has a manual on/off switch.

Inner components made of PA6 V0 flame retardant plastic.

Extendable white polyurethane tube.

Part connecting the dryer to the pipe made of PBT thermoplastic.

Hand piece and holder made of ABS.

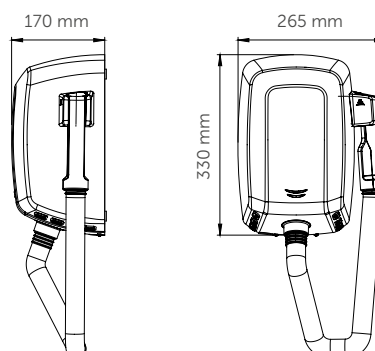
The base includes four silentblocks to damp mechanical vibrations.

Automatic disconnection system after 60 seconds of continuous use.

A quick installation/removal system is optionally available for the hair dryer ("Plug-in" kit code KT009).

TECHNICAL SPECIFICATIONS SC0009 · SC0009CS

Voltage	220–240 V
Frequency	50–60 Hz
Insulation	Class I
Total power	200–1,000 W
Power consumption	2.4–5.2 A
Motor power	200–400 W
rpm	14,000–19,000
Heating element power	600–0 W (ON/OFF switch)
Weight	5.6 kg
Air speed	150–230 km/h
Air temp. (10 cm distance / 25 °C)	37 °C - 44 °C
Sound pressure (at 2 m)	65–73 dBA
Tube length	800–2,000 mm
IP rating	IP23



Hair dryers

PUBLIC USE /
MANUAL OPERATION



These references are also available with a white cast iron cover: SC0085H · SC1085HT

COMPONENTS AND MATERIALS

SC0088H · SC0088HCS · SC1088HT · SC1088HTCS

Cover fixed to the base plate with two vandal-proof lock screws and a lock with special Saniflow® key.

Class F universal motor incorporates a safety thermal cut-off.

3 mm thick aluminium base.

Fan wheel cover made of fireproof plastic UL 94-VO.

Aluminium centrifugal turbine with double symmetric aluminium inlet.

Heating element protected by a safety thermal cut-off.

Chrome-plated zamak nozzle.

Chrome-plated zamak button that activates an electro-mechanical timer, 90 sec. cycle.

SC0088H · SC0088HCS

- 360° rotating nozzle.

SC1088HT · SC1088HTCS

- Extendable white polyurethane tube.
- Air outlet made of PBT thermoplastic.

TECHNICAL SPECIFICATIONS

SC0088H · SC0088HCS · SC1088HT · SC1088HTCS

Voltage	220–240 V
Frequency	50 / 60 Hz
Insulation	Class I
Motor power	250 W
rpm	5,500
Cover thickness	1.5 mm
Sound pressure (at 2 m)	70 dBA

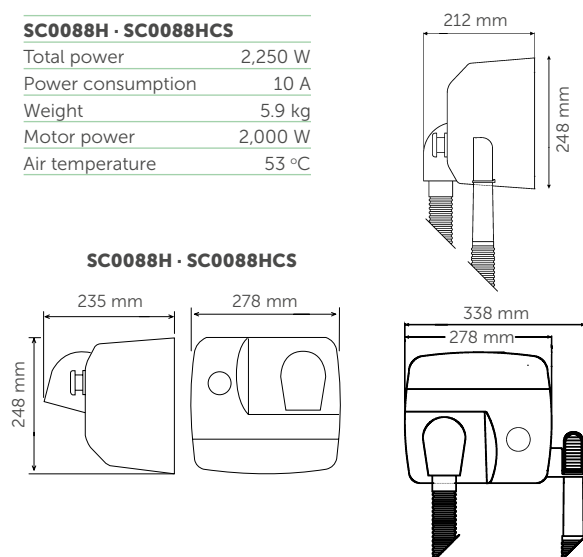
SC0088H · SC0088HCS

Total power	2,250 W
Power consumption	10 A
Weight	5.9 kg
Motor power	2,000 W
Air temperature	53 °C

SC1088HT · SC1088HTCS

Total power	1,000 W
Power consumption	4.5 A
Motor power	750 W
Air temperature	40 °C

SC1088HT · SC1088HTCS



Hair dryers

INDIVIDUAL USE /
AUTOMATIC OPERATION



SC0004  

MATERIAL: **ABS**
FINISH: **white**



SC0087  

MATERIAL: **polycarbonate**
FINISH: **white**



SC0088
Shaver socket  

MATERIAL: **polycarbonate**
FINISH: **white**

COMPONENTS AND MATERIALS

SC0004 · SC0087 · SC0088

Heating element includes a safety thermal cut-off.

Automatic operation when the hand piece is unhooked.

ABS thermoplastic hand piece, white. With heat-resistant internal reinforcement, there is no danger if the hand piece falls into the water.

SC0004

- ABS thermoplastic cover.
- Class B brushed motor incorporates a safety thermal cut-off.
- Helical fan wheel, made of PP.
- Extendable white polyurethane tube attached to rotating bushings that prevent it from rolling up on itself.

SC0087 · SC0088

- Weld-free, self-extinguishing polycarbonate cover.
- DC motor with a safety thermal cut-off.
- Axial fan, thermoplastic.
- Heating element includes a safety thermal cut-off.
- Extendable white polyurethane tube.
- Three-position speed selector.

SC0008

- 2 shaver sockets for 115 or 220 V.

TECHNICAL SPECIFICATIONS

SC0004 · SC0087 · SC0088

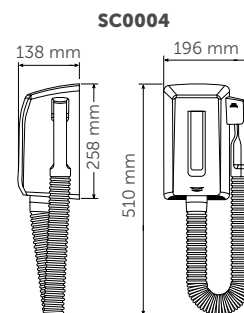
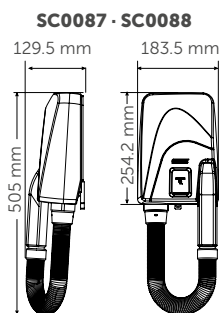
Voltage	220–240 V
Frequency	50 / 60 Hz
Electrical insulation	Class II
Air temperature (10 cm distance / 21 °C)	50 °C
Installation height	1,300–1,500 mm

SC0087 · SC0088

Total power	600–1,100 W
Power consumption	2.6 A - 5.2 A
Motor Power	60 W
rpm	4,000–5,000
Cover thickness	1.5 mm
Air speed	55 km/h
Sound pressure (at 2m)	68 dBA
IP rating	IP20
Tube length	550–1,800 mm

SC0004

Total power	850 W
Consumption	3 A
Motor Power	150 W
rpm	15,000
Heating element power	700 W
Cover thickness	3 mm
Air speed	79 km/h
Sound pressure (at 2 m)	69 dBA
IP rating	IP23
Tube length	800–2,000 mm



Hair dryers

INDIVIDUAL USE /
MANUAL OPERATION



SC0010  

MATERIAL: **ABS**
FINISH: **white**



SC0010CS  

MATERIAL: **ABS**
FINISH: **black**



SC0020  

MATERIAL: **ABS**
FINISH: **white**



SC0020CS  

MATERIAL: **ABS**
FINISH: **black**

Exclusive wall-mounted hair dryers for individual use, with an elegant, functional and robust design, which fit perfectly in any hotel, hospital or care home bathroom.

COMPONENTS AND MATERIALS

SC0010 · SC0010CS · SC0020 · SC0020CS

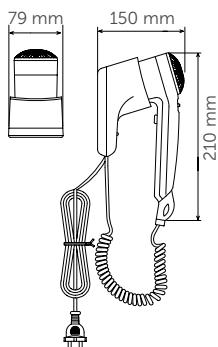
- _____ Dryer with disconnect switch.
- _____ ABS wall bracket.
- _____ Two-position speed selector.
- _____ Motor with a safety thermal cut-off.
- _____ Polycarbonate fan.
- _____ 1,000 mm cable with plug.

TECHNICAL SPECIFICATIONS

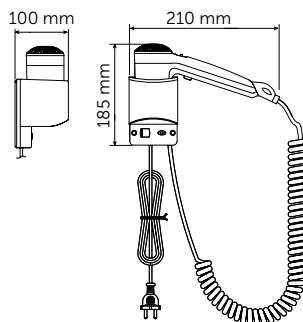
SC0010 · SC0010CS · SC0020 · SC0020CS

Voltage	220–240 V
Frequency	50 / 60 Hz
Insulation	Class II
Total power	540–1,240 W
Power consumption	2.7–4.9 A
Motor power	40 W
rpm	11,000–13,000
Heating element power	1,200 W
Weight	0.7 kg
Air speed	54 km/h
Air temp. (10 cm distance / 21 °C)	61 °C
Sound pressure (at 2 m)	60 dBA
Cable length	610–1,800 mm
Installation height	1,300–1,500 mm

SC0010 · 10CS



SC0020 · SC0020CS



Hair dryers

INDIVIDUAL USE /
MANUAL OPERATION



SC0030
Shaver socket

MATERIAL: **ABS**
FINISH: **white**



SC0030CS
Shaver socket

MATERIAL: **ABS**
FINISH: **black**



SC0040

MATERIAL: **ABS**
FINISH: **white**

Exclusive wall-mounted hair dryers for individual use, with an elegant, functional and robust design, which fit perfectly in any hotel, hospital or care home bathroom.

COMPONENTS AND MATERIALS

SC0030 · SC0030CS · SC0040

- _____ Dryer with disconnect switch.
- _____ ABS wall bracket.
- _____ Two-position speed selector.
- _____ Motor with a safety thermal cut-off.
- _____ Polycarbonate fan.

SC0030 · SC0030CS

- 2 shaver sockets for 115 or 220 V.

TECHNICAL SPECIFICATIONS

SC0030 · SC0030CS · SC0040

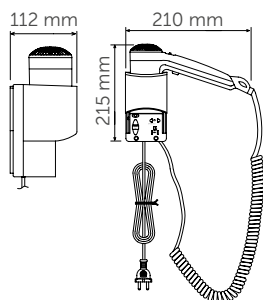
SC0030 · SC0030S

Voltage	220–240 W
Frequency	50 / 60 Hz
Electrical insulation	Class II
Total power	540–1,240 W
Consumption	2.7–4.9 A
Motor Power	40 W
rpm	11,000–13,000
Heating element power	1,200 W
Weight	1.3 kg
Air speed	54 km/h
Air temp. (d=10 cm and room temp.= 21 °C)	61 °C
Sound pressure (at 2 m)	60 dBA
Cable length	610–1,800 mm
Installation height	1,300–1,500 mm

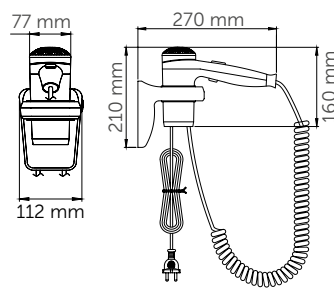
SC0040

Voltage	220–240 W
Frequency	50 / 60 Hz
Electrical insulation	Class II
Total power	200–1,800 W
Consumption	0.9–7 A
Motor Power	170 W
rpm	9,000–18,000
Heating element power	1,600 W
Weight	0.8 kg
Air speed	60 km/h
Air temp. (d=10 cm and room temp.= 21 °C)	63 °C
Sound pressure (at 2 m)	68 dBA
IP rating	IP20
Cable length	610–1,800 mm
Installation height	1,300–1,500 mm

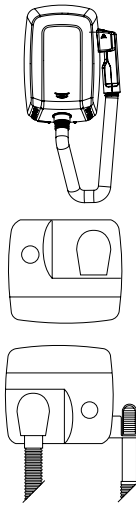
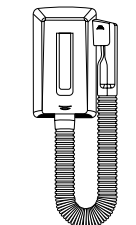
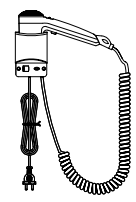
SC0030 · SC0030CS



SC0040



HAIR DRYERS: TABLE

	MODEL	USAGE		OPERATION		MATERIAL / FINISH						
		Communal	Individual	Manual	Automatic	White vitreous enameled steel	Satin finish steel	White epoxy stainless steel	Satin stainless steel	White polycarbonate	white ABS	black ABS
	SC0009	●			●			●				
	SC0009CS	●			●				●			
	SC0088H	●		●		●						
	SC0088HCS	●		●			●					
	SC1088HT	●		●		●						
	SC1088HTCS	●		●			●					
	SC0004		●		●						●	
	SC0087		●		●					●		
	SC0088		●		●					●		
	SC0010		●	●							●	
	SC0010CS		●	●								●
	SC0020		●	●							●	
	SC0020CS		●	●								●
	SC0030		●	●							●	
	SC0030CS		●	●								●
	SC0040		●	●							●	

HAIR DRYERS: TABLE

SPEED SELECTOR	CYCLE TIME	ADDITIONAL SAFETY COMPONENTS	SHAVER SOCKET	SUITABLE FOR			MODEL
	90"			Gyms and sports centres	Hospitals and health centres	Hotels and other accommodation	
		●		●	●	●	SC0009
		●		●			SC0009CS
	●	●		●			SC0088H
	●	●		●			SC0088HCS
	●	●		●			SC1088HT
	●	●		●			SC1088HTCS
		●			●	●	SC0004
●		●			●	●	SC0087
●		●	●		●	●	SC0088
●		●			●	●	SC0010
●		●			●	●	SC0010CS
●		●			●	●	SC0020
●		●			●	●	SC0020CS
●		●	●		●	●	SC0030
●		●	●		●	●	SC0030CS
●		●			●	●	SC0040



Extensive range of
easy-to-maintain soap dispensers.

SOAP DISPENSERS

- » Large selection of soap dispensers manufactured in various materials (stainless steel, plastic, etc.), different finishes (white, black, brushed, bright, etc.), different capacities (from 0.3 to 3 l) and different operating methods (automatic, push-button, lever, etc.) for wall installation or recessed in the worktop.
- » Suitable for various types of soap (liquid, foam, spray), depending on the model.
- » Refillable soap reservoirs.
- » Exterior sight glass for soap level.
- » Lock with special key for protection against vandals.

Soap dispensers

SURFACE / AUTOMATIC

AUTOMATIC

**TRANSFORMER KIT OPTION,
(REF. KA0090) FOR DIRECT CONNECTION
TO THE POWER SUPPLY**

NEW



DJ0037A
Liquid soap 

DJF0038A
Foam 

DJS0039A
Spray 

CAPACITY: **1 l**
MATERIAL: **AISI 304 st. steel**
FINISH: **white epoxy**

PP INTERNAL RESERVOIR

NEW



DJ0037AB
Liquid soap 

DJF0038AB
Foam 

DJS0039AB
Spray 

CAPACITY: **1 l**
MATERIAL: **AISI 304 st. steel**
FINISH: **matte black epoxy**

PP INTERNAL RESERVOIR

NEW



DJ0037AC
Liquid soap 

DJF0038AC
Foam 

DJS0039AC
Spray 

CAPACITY: **1 l**
MATERIAL: **AISI 304 st. steel**
FINISH: **bright**

PP INTERNAL RESERVOIR

NEW



DJ0037ACS
Liquid soap 

DJF0038ACS
Foam 

DJS0039ACS
Spray 

CAPACITY: **1 l**
MATERIAL: **AISI 304 st. steel**
FINISH: **satın**

PP INTERNAL RESERVOIR

The automatic "touchless" operation reduces the risk of spreading germs and cross-contamination during the hand washing process, as there is no need for the user to touch the soap dispenser. This prevents the transmission of contagious diseases and thus contributes to improving people's health and well-being.

The liquid soap dispenser can be converted to foam or spray soap.

COMPONENTS AND MATERIALS

DJ0037A/B/C/CS · DJF0038A/B/C/CS · DJ0039A/B/C/CS

- Vandal-proof cover with lock.
- Content level sight glass on front.
- Corrosion resistant anti-drip valve.
- Easily removable and refillable tank.
- Top opening with security lock.
- Operates on 6 AA alkaline batteries (not included). Up to 20,000 doses per set of batteries.
- Electrically safe product, CE certified.**

OPTIONAL:

REF. KA0090  REF. KA0090- TYPE A  REF. KA0090- TYPE G 

- 9 V AC Power Adapter, which allows direct connection of the dispenser to the mains socket, facilitating uninterrupted operation. (see page 96).

Mediclinics cannot be held responsible for any malfunction of the product due to the use of a transformer other than the original one, thus resulting in problems with the product.

TECHNICAL SPECIFICATIONS

DJ0037A/B/C/CS · DJF0038A/B/C/CS · DJ0039A/B/C/CS

Stainless steel thickness	0.8 mm
Weight (empty)	1.25 kg
Recommended installation height	25 - 30 cm from worktop

DJ0037A · DJ0037AB · DJ0037AC DJ0037ACS LIQUID SOAP

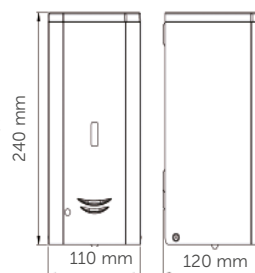
Quantity dispensed 1.5 ml

DJF0038A · DJF0038AB · DJF0038AC DJS0038ACS FOAM SOAP

Quantity dispensed 1 ml

DJS0039A · DJS0039AB · DJS0039AC DJS0039ACS SPRAY SOAP

Quantity dispensed 0.16 ml



REFILLABLE TANK



NEW

**CHART TABLE
AC POWER
ADAPTER
SEE NEXT PAGE**



NEW

**HGPT0070B
OPTIONAL
ANTI-DRIP
TRAY HOLDER**



SEE NEXT PAGE FOR ACCEPTED SOAPS.

Soap dispensers

SURFACE / AUTOMATIC

AUTOMATIC

NEW



DJ0037A-TRAFO
Liquid soap
DJF0038A-TRAFO
Foam
DJS0039A-TRAFO
Spray

CAPACITY: 1 l
MATERIAL: AISI 304 st. steel
FINISH: white epoxy

PP INTERNAL RESERVOIR

NEW



DJ0037AB-TRAFO
Liquid soap
DJF0038AB-TRAFO
Foam
DJS0039AB-TRAFO
Spray

CAPACITY: 1 l
MATERIAL: AISI 304 st. steel
FINISH: matte black epoxy

PP INTERNAL RESERVOIR

NEW



DJ0037AC-TRAFO
Liquid soap
DJF0038AC-TRAFO
Foam
DJS0039AC-TRAFO
Spray

CAPACITY: 1 l
MATERIAL: AISI 304 st. steel
FINISH: bright

PP INTERNAL RESERVOIR

NEW



DJ0037ACS-TRAFO
Liquid soap
DJF0038ACS-TRAFO
Foam
DJS0039ACS-TRAFO
Spray

CAPACITY: 1 l
MATERIAL: AISI 304 st. steel
FINISH: satin

PP INTERNAL RESERVOIR

The automatic "touchless" operation reduces the risk of spreading germs and cross-contamination during the hand washing process, as there is no need for the user to touch the soap dispenser. This prevents the transmission of contagious diseases and thus contributes to improving people's health and well-being.

The liquid soap dispenser can be converted to foam or spray soap.



Make sure you pick the right plug type used in your country.

TYPE PLUG		

AC POWER ADAPTER REFERENCES


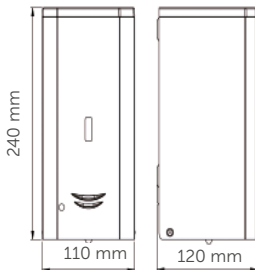
Adapter length L= 1m	KA0090	KA0090-TYPEA	KA0090-TYPE G
Adapter length L= 2m	KA0090B-2M	KA0090B-A-2M	KA0090B-G-2M
Adapter length L= 5m	KA0090-5M	KA0090-A-5M	KA0090-G-5M

Example: DJ0037AB - KA0090-TYPEA

NEW
HGPT0070B
OPTIONAL
ANTI-DRIP
TRAY HOLDER



REFILLABLE TANK

ACCEPTED SOAPS

DJ0037A · DJ0037AB · DJ0037AC · DJ0037ACS DJ0037A · DJ0037AB · DJ0037AC · DJ0037ACS - TRAFO

Compatible with liquid soap or sanitizer gel with the following characteristics:

Maximum alcohol content of 80 %.

Density between 0.9 and 1.35 kg/dm³.

Viscosity between 500 and 2,500 cps.

Not compatible with soaps/hand sanitizer gels that contain methanol, chlorine, or solid or abrasive particles.

DJF0038A · DJF0038AB · DJF0038AC DJF0038ACS · DJF0087A · DJF0038AB DJF0038AC · DJF0038ACS-TRAFO

Compatible with the use of products that are specifically for foam, with the following characteristics:

Maximum alcohol content of 80 %.

Density between 0.95 and 1.05 kg/dm³.

Not compatible with products that contain methanol, chlorine, or solid or abrasive particles.

DJS0039A · DJS0039AB · DJS0039AC DJS0039ACS · DJS0039A · DJS0039AB DJS0039AC · DJS0039ACS - TRAFO

Compatible with hand sanitizers in spray form with the following characteristics:

Maximum alcohol content of 85 %.

Density < 0.8 kg/dm³.

Use products that are specifically for spray.

Not compatible with disinfectant liquids that contain methanol, chlorine, or solid or abrasive particles.

FOR COMPONENTS, MATERIALS AND FEATURES, SEE PREVIOUS PAGE.

Soap dispensers

SURFACE / AUTOMATIC

AUTOMATIC - BEHIND THE MIRROR

NEW



DJM0037A-TRAFO
Liquid soap

DJFM0038A-TRAFO
Foam

DJSM0039A-TRAFO
Spray

CAPACITY: 1 l
MATERIAL: AISI 304 st. steel
FINISH: Grey

MORE INFO: PAG.45

NEW



DJM0037A
Liquid soap

DJFM0038A
Foam

DJSM0039A
Spray

CAPACITY: 1 l
MATERIAL: AISI 304 st. steel
FINISH: Grey

MORE INFO: PAG.45

REFILLABLE TANK



COMPONENTS AND MATERIALS

DJM0037A · DJFM0038A · DJSM0039A
DJM0037A-TRAFO · DJFM0038A-TRAFO
DJSM0039A-TRAFO

Infrared automatic operation.

Designed to be fitted behind the mirror.

0.8 mm thick AISI 304 stainless steel rear panel.

Easily removable and refillable tank

DJM0037A · DJFM0038A · DJSM0039A

- Operates on 6 AA batteries (not included) or with AC adapter (optional).

DJM0037A TRAFO · DJFM0038A TRAFO · DJSM0039A TRAFO

- Operates with AC adapter or 6AA batteries (not included).



TYPE PLUG



AC POWER ADAPTER REFERENCES

Adapter length L= 1m	KA0090	KA0090-TYPEA	KA0090-TYPE G
Adapter length L= 2m	KA0090B-2M	KA0090B-A-2M	KA0090B-G-2M
Adapter length L= 5m	KA0090-5M	KA0090-A-5M	KA0090-G-5M

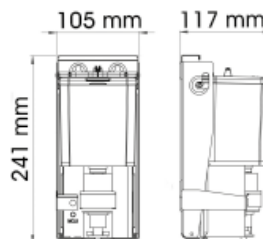
Example: DJ0037AB - KA0090 - TYPE A

TECHNICAL SPECIFICATIONS

DJM0037A · DJFM0038A · DJSM0039A
DJM0037A-TRAFO · DJFM0038A-TRAFO
DJSM0039A-TRAFO

Weight (empty)	0.64 kg
Quantity dispensed / press (DJM0037A)	1.5 ml
Quantity dispensed / press (DJFM0038A)	1 ml
Quantity dispensed / press (DJSM0039A)	0.16 ml

DJM0037A · DJFM0038A · DJSM0039A · DJM0037A-TRAFO DJFM0038A-TRAFO · DJSM0039A-TRAFO



Soap dispensers

SURFACE - RECESSED /
AUTOMATIC OPERATION

NEW

DJ0050A



CAPACITY: **1.2 l**
MATERIAL: **ABS**
FINISH: **white**

DJ0160AS



CAPACITY: **0.8 l**
MATERIAL: **aluminium / ABS**
FINISH: **chrome /black**

DJ0252AC



KA0252
Optional
Power adapter

CAPACITY: **1.6 l**
MATERIAL: **chrome-plated brass**
FINISH: **bright**

COMPONENTS AND MATERIALS DJ0050A · DJ0160AS · DJ0252AC

DJ0050A

- High-impact ABS body.
- Automatic operation.
- Content level sight glass on front.
- Operates on 4 AA batteries (not included).
- Compatible with soaps with a viscosity of 2,000 and 3,500 cps.

DJ0160AS

- Black ABS body with grey aluminium front.
- Infrared automatic operation.
- The LED indicator flashes when the batteries need to be replaced.
- Content level sight glass on front.
- Security lock.
- Plastic inner reservoir.
- Up to 17,000 operating cycles.
- Operates on 6 AA alkaline batteries (not included).
- Compatible with soaps with a viscosity of 500 and 2,500 cps.

DJ0252AC

- Automatic soap dispenser to be inset in the worktop.
- The dispenser can be installed either on the left or on the right side of the worktop.
- Operates on four type-D 1.5 V alkaline batteries, not included.
- Compatible with soaps that have a viscosity of 2,000-3,500 cP and a neutral pH.
- A power adaptor is optionally available: KA0252.

Mediclinics cannot be held responsible for any malfunction of the product due to the use of a transformer other than the original one.

DJ0050A · DJ0160AS · DJ0252AC

It is recommended to use liquid soap or disinfectant soap in gel form with the following characteristics:

- Maximum alcohol content of 80 %.
- Density between 0.9 and 1.35 kg/dm³.
- **Not compatible with soaps/hand sanitizer gels that contain methanol, chlorine, or solid or abrasive particles.**

TECHNICAL SPECIFICATIONS DJ0050A · DJ0160AS · DJ0252AC

DJ0050A

Weight (empty)	0.7 kg
Quantity dispensed / press	1.2 ml

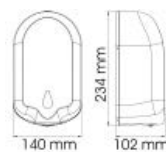
DJ0160AS

Weight (empty)	0.75 kg
Recommended installation height	25 - 30 cm from worktop
Quantity dispensed / press	1 ml

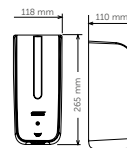
DJ0252AC

Weight (empty)	0.95 kg
Quantity dispensed / press	0.8-2.2 ml

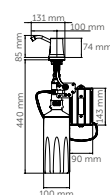
DJ0050A



DJ0160AS




DJ0252AC



Dispensers portable sanitising stations

NEW



HGPT0020B


1 12

SOAP DISPENSER NOT INCLUDED

MATERIAL: **steel**
FINISH: **matte black epoxy**

OPTIONAL

KG0020B



Glove holder

NEW



HGPT0040

1 6

SOAP DISPENSER NOT INCLUDED

MATERIAL: **steel**
FINISH: **white epoxy**

NEW



HGPT0050B

1

SOAP DISPENSER NOT INCLUDED

MATERIAL: **steel**
FINISH: **black epoxy**

HGPT0020B · HGPT0040 · HGPT0050B

- Mobile stand for hand sanitising station.
- Highly visible signage on how to disinfect hands correctly.
- Installation tools included.

HGPT0020B

- Steel drip tray, 1.5 mm thick.
- Elastomer bushings prevent the base from scratching the floor.
- KG0020B glove box holder can be installed as an option.

HGPT0040

- Steel drip tray, 2 mm thick.
- The glove dispenser is integrated into the stand itself.
- Elastomer bushings prevent the base from scratching the floor.

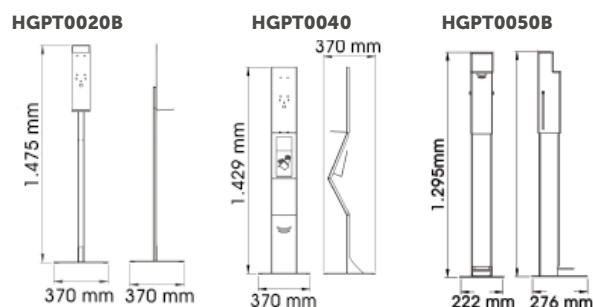
HGPT0050B

- Pedal-operated.
- Height adjustable head (to accommodate different gel bottle sizes), made of 1.2 mm thick steel plate.
- Easily fits most standard hand sanitizer pump bottles.

TECHNICAL SPECIFICATIONS

HGPT0020B · HGPT0040 · HGPT0050B

HGPT0020B	
Weight (empty)	7.4 kg
HGPT0040	
Weight (empty)	9.5 kg
HGPT0050B	
Weight (empty)	8 kg



Soap dispensers

SURFACE / PUSH-BUTTON

ONE SOAP DISPENSER,
3 POSSIBLE VALVES



INTERCHANGEABLE VALVES
liquid soap RCDJF0031 V foam RCDJF0032 V spray RCDJS0033 V



DJ0031
Liquid soap  

DJF0032
Foam 

DJS0033
Spray 

CAPACITY: 1.5 l
MATERIAL: AISI 304 st. steel
FINISH: white

PP INTERNAL RESERVOIR



DJ0031B
Liquid soap  

DJF0032B
Foam 

DJS0033B
Spray 

CAPACITY: 1.5 l
MATERIAL: AISI 304 st. steel
FINISH: matte black epoxy

PP INTERNAL RESERVOIR



DJ0031C
Liquid soap  

DJF0032C
Foam 

DJS0033C
Spray 

CAPACITY: 1.5 l
MATERIAL: AISI 304 st. steel
FINISH: bright

PP INTERNAL RESERVOIR



DJ0031CS
Liquid soap  

DJF0032CS
Foam 

DJS0033CS
Spray 

CAPACITY: 1.5 l
MATERIAL: AISI 304 st. steel
FINISH: satin

PP INTERNAL RESERVOIR

COMPONENTS AND MATERIALS

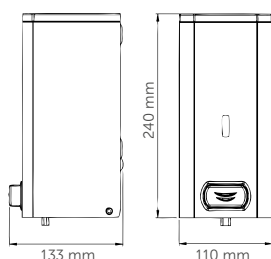
DJ0031 · DJF0032 · DJS0033 · DJ0031B · DJF0032B
DJS0033B · DJ0031C · DJF0032C · DJS0033C
DJ0031CS · DJF0032CS · DJS0033CS

- Vandal-proof cover with lock.
- Content level sight glass on front.
- Stainless steel push-button.
- Corrosion resistant anti-drip valve.
- Easily removable and refillable tank.
- Top cover that allows convenient and easy refilling.
- Top opening with security lock.

Steel thickness	0.8 mm
Weight (empty)	1.25 kg
Recommended installation height	15 - 20 cm from worktop

HGPT0070B
OPTIONAL
ANTI-DRIP
TRAY HOLDER

REFILLABLE
TANK



TECHNICAL SPECIFICATIONS

DJ0031 · DJF0032 · DJS0033 · DJ0031B · DJF0032B
DJS0033B · DJ0031C · DJF0032C · DJS0033C
DJ0031CS · DJF0032CS · DJS0033CS

ACCEPTED SOAPS

DJF0031 · DJF0031B · DJF0031C · DJF0031CS

Compatible with liquid soap or sanitizer gel with the following characteristics:

- Maximum alcohol content of 80 %.
- Density between 0.9 and 1.35 kg/dm³.
- Viscosity between 500 and 2,500 cps.

Not compatible with soaps/hand sanitizer gels that contain methanol, chlorine, or solid or abrasive particles.

DJF0032 · DJF0032B · DJF0032C · DJF0032CS

Compatible with the use of products that are specifically for foam, with the following characteristics:

- Maximum alcohol content of 80 %.
- Density between 0.95 and 1.05 kg/dm³.

Not compatible with products that contain methanol, chlorine, or solid or abrasive particles.

DJS0033 · DJS0033B · DJS0033C · DJS0033CS

Compatible with hand sanitizers in spray form with the following characteristics:

- Maximum alcohol content of 85 %.
- Density < 0.8 kg/dm³.
- Use products that are specifically for spray.

Not compatible with disinfectant liquids that contain methanol, chlorine, or solid or abrasive particles.

Soap dispensers

SURFACE / PUSH-BUTTON



DJ0040  

CAPACITY: **1.5 l**
 MATERIAL: **AISI 304 st. steel**
 FINISH: **white**

PP INTERNAL RESERVOIR



DJ0040B  

CAPACITY: **1.5 l**
 MATERIAL: **AISI 304 st. steel**
 FINISH: **matte black epoxy**

PP INTERNAL RESERVOIR



DJ0040C  

CAPACITY: **1.5 l**
 MATERIAL: **AISI 304 st. steel**
 FINISH: **bright**

PP INTERNAL RESERVOIR



DJ0040CS  

CAPACITY: **1.5 l**
 MATERIAL: **AISI 304 st. steel**
 FINISH: **satin**

PP INTERNAL RESERVOIR

COMPONENTS AND MATERIALS

DJ0040 · DJ0040B · DJ0040C · DJ0040CS

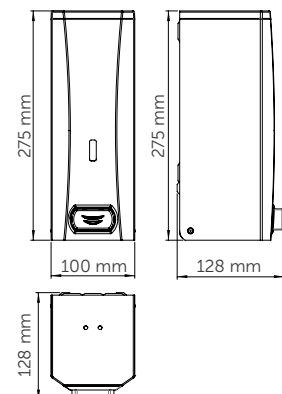
- Cover with vandal-proof lock.
- Content level sight glass on front.
- Stainless steel push-button.
- Corrosion resistant anti-drip valve.
- Inner reservoir made of 2.5 mm thick translucent polypropylene.
- Easily removable and refillable tank.
- Top cover that allows convenient and easy refilling.
- Top opening with the Mediclinics key supplied.
- Compatible with liquid soap or sanitizer gel with the following characteristics:
 - Maximum alcohol content of 80%.
 - Density between 0.9 and 1.35 kg/dm³.
 - Maximum viscosity of 3,000 cps.
- Not compatible with soaps that contain methanol, chlorine, or solid or abrasive particles.

TECHNICAL SPECIFICATIONS

DJ0040 · DJ0040B · DJ0040C · DJ0040CS

Capacity	1.5 l
Stainless steel thickness	0.8 mm
Weight (empty)	1.2 kg
Recommended installation height	15-20 cm from the worktop.
Quantity dispensed per pump	0.8 ml

REFILLABLE TANK



Soap dispensers

SURFACE / PUSH-BUTTON



DJ0112C  
CAPACITY: 1.1 l
MATERIAL: AISI 304 st. steel
FINISH: bright

DJ0112CS
CAPACITY: 1.1 l
MATERIAL: AISI 304 st. steel
FINISH: satin

INTERNAL PE RESERVOIR



DJ0111C  
CAPACITY: 1.1 l
MATERIAL: AISI 304 st. steel
FINISH: bright

DJ0111CS
CAPACITY: 1.1 l
MATERIAL: AISI 304 st. steel
FINISH: satin

INTERNAL PE RESERVOIR



DJ0115C  
CAPACITY: 1.3 l
MATERIAL: AISI 304 st. steel
FINISH: bright

INTERNAL PE RESERVOIR



DJ0115CS  
CAPACITY: 1.3 l
MATERIAL: AISI 304 st. steel
FINISH: satin

INTERNAL PE RESERVOIR

COMPONENTS AND MATERIALS

DJ0112C · DJ0112CS · DJ0111C · DJ0111CS ·
DJ0115C · DJ0115CS

Stainless steel body.

Fully welded structure.

Content level sight glass on front.

Lock with special key supplied.

Chromed brass button / ABS black

Chrome-plated ABS thermoplastic valve.

Polyethylene inner reservoir.

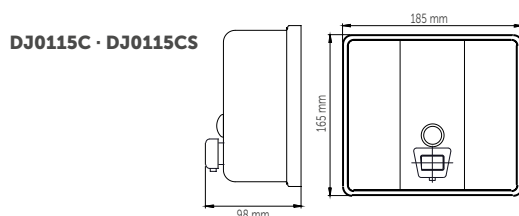
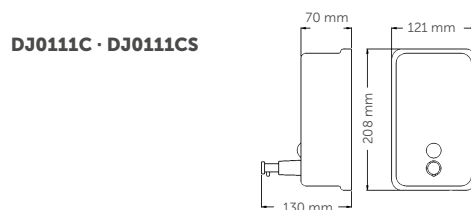
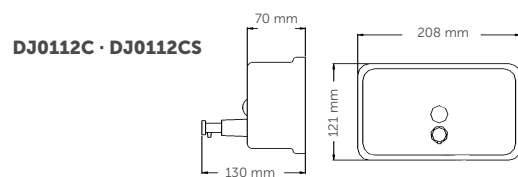
Compatible with liquid soap or sanitizer gel with the following characteristics:

- Maximum alcohol content of 80 %.
- Density between 0.9 and 1.35 kg/dm³.
- Viscosity between 500 and 2,500 cps.
- **Not compatible with soaps/hand sanitizer gels that contain methanol, chlorine, or solid or abrasive particles.**

TECHNICAL SPECIFICATIONS

DJ0112C · DJ0112CS · DJ0111C · DJ0111CS ·
DJ0115C · DJ0115CS

Steel thickness	1 mm
Weight (empty)	0.7 kg
Recommended installation height	10 - 15 cm from worktop
Quantity dispensed / press	1.1 ml



Soap dispensers

SURFACE / PUSH-BUTTON



DJ0010F  

CAPACITY: **1.1 l**
 MATERIAL: **ABS / SAN**
 FINISH: **white / smoked**



DJ0020F  

CAPACITY: **1.1 l**
 MATERIAL: **ABS / SAN**
 FINISH: **black / smoked**

COMPONENTS AND MATERIALS

DJ0010F · DJF0020F

- Thermoplastic ABS cover.
- Lock with special key supplied.
- Thermoplastic ABS push-button.

Compatible with liquid soap or sanitizer gel with the following characteristics:

- Maximum alcohol content of 80 %.
- Density between 0.9 and 1.35 kg/dm³.
- **Not compatible with soaps/hand sanitizer gels that contain methanol, chlorine, or solid or abrasive particles.**

DJ0010F · DJ0020F

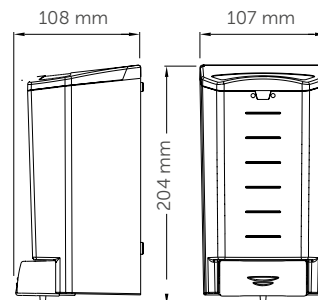
- SAN thermoplastic reservoir.
- Corrosion resistant anti-drip valve.
- Hand sanitizer gels / soap viscosity between 500 and 2,500 cps.

TECHNICAL SPECIFICATIONS

DJ0010F · DJF0020F

DJ0010F · DJ0020F	
Reservoir thickness	3 mm
Weight (empty)	0.3 kg
Quantity dispensed / press	1.2 ml
Recommended installation height	15 - 20 cm from worktop

DJ0010F · DJ0020F



Soap dispensers

SURFACE / LEVER

ONE SOAP DISPENSER,
3 POSSIBLE VALVES



INTERCHANGEABLE VALVES
liquid soap RCDJF0031 V foam RCDJF0032 V spray RCDJS0033 V



DJP0034
Liquid soap  

DJFP035
Foam 

DJSP036
Spray 

CAPACITY: 1.5 l
MATERIAL: AISI 304 st. steel
FINISH: white epoxy

PP INTERNAL RESERVOIR

NEW



DJP0034B
Liquid soap  

DJFP035B
Foam 

DJSP036B
Spray 

CAPACITY: 1.5 l
MATERIAL: AISI 304 st. steel
FINISH: matte black epoxy

PP INTERNAL RESERVOIR



DJP0034C
Liquid soap  

DJFP035C
Foam 

DJSP036C
Spray 

CAPACITY: 1.5 l
MATERIAL: AISI 304 st. steel
FINISH: bright

PP INTERNAL RESERVOIR



DJP0034CS
Liquid soap  

DJFP035CS
Foam 

DJSP036CS
Spray 

CAPACITY: 1.5 l
MATERIAL: AISI 304 st. steel
FINISH: satin

PP INTERNAL RESERVOIR

COMPONENTS AND MATERIALS

DJP0034 · DJFP035 · DJSP036 · DJP0034B
DJFP035B · DJSP036B · DJP0034C · DJFP035C
DJSP036C · DJP0034CS · DJFP035CS · DJSP036CS

Vandal-proof cover with lock.

Content level sight glass on front.

Lever type button in stainless steel.

Corrosion resistant anti-drip valve.

Easily removable and refillable tank.

Top cover that allows convenient and easy refilling.

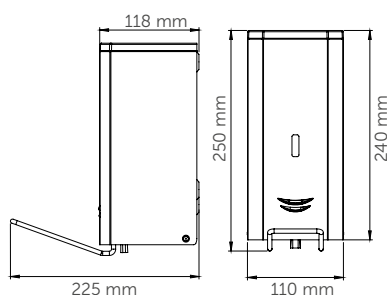
Top opening with security lock.

Steel thickness 0.8 mm

Weight (empty) 1.35 kg

Recommended installation height 15 - 20 cm from worktop

REFILLABLE TANK



TECHNICAL SPECIFICATIONS

DJP0034 · DJFP035 · DJSP036 · DJP0034B
DJFP035B · DJSP036B · DJP0034C · DJFP035C
DJSP036C · DJP0034CS · DJFP035CS · DJSP036CS

ACCEPTED SOAPS

DJP0034 · DJP0034B · DJP0034C · DJP0034CS

Compatible with liquid soap or sanitizer gel with the following characteristics:

Maximum alcohol content of 80 %.

Density between 0.9 and 1.35 kg/dm³.

Viscosity between 500 and 2,500 cps.

Not compatible with soaps/hand sanitizer gels that contain methanol, chlorine, or solid or abrasive particles.

DJFP0035 · DJFP0035B · DJFP0035C · DJFP0035CS

Compatible with the use of products that are specifically for foam, with the following characteristics:

Maximum alcohol content of 80 %.

Density between 0.95 and 1.05 kg/dm³.

Not compatible with products that contain methanol, chlorine, or solid or abrasive particles.

DJSP036 · DJSP036B · DJSP036C · DJSP036CS

Compatible with hand sanitizers in spray form with the following characteristics:

Maximum alcohol content of 85 %.

Density < 0.8 kg/dm³.

Use products that are specifically for spray.

Not compatible with disinfectant liquids that contain methanol, chlorine, or solid or abrasive particles.

Soap dispensers

RECESSED / PUSH-BUTTON



DJE0010CS

12

72 (B)

CAPACITY: **1.4 l**
 MATERIAL: **AISI 304 st. steel**
 FINISH: **satin**



DJT118

24

288 (A)

CAPACITY: **1 l**
 MATERIAL: **chrome-plated brass**
 FINISH: **bright**

COMPONENTS AND MATERIALS

DJE0010CS

Recessed soap dispenser made of AISI 304 stainless steel.

Chromed brass button.

90 mm long plastic inner reservoir.

Special lock and key included.

- One-piece front part.
- Content level sight glass on front.
- Anti-drip valve.

DJT118

Removable valve for top filling.

Lock with special key supplied.

Chrome-plated brass pump nozzle, bright finish, 90 mm long.

Fixed push-button.

- Chrome-plated brass trim cover, bright finish.
- Vandal-resistant polyethylene reservoir.

DJE0010CS · DJT118

It is recommended to use liquid soap or disinfectant soap in gel form with the following characteristics:

- Maximum alcohol content of 80%.
- Density between 0.9 and 1.35 kg/dm³.
- Viscosity between 500 and 2,500 cps.
- **Not compatible with soaps/hand sanitizer gels that contain methanol, chlorine, or solid or abrasive particles.**

TECHNICAL SPECIFICATIONS

DJE0010CS · DJT118

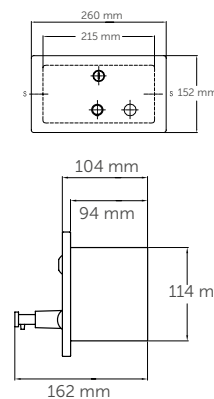
DJE0010CS

Steel thickness	0.8 mm
Weight (empty)	1.4 kg
Quantity dispensed / press	1.1 ml
Recommended installation height	20 - 25 cm from worktop

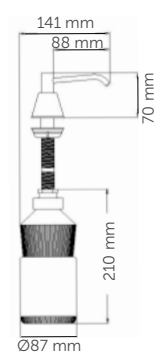
DJT118

Weight (empty)	0.425 kg
Quantity dispensed / press	1 ml

DJE0010CS



DJT118



SOAP DISPENSERS: TABLE

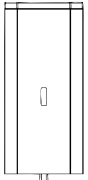
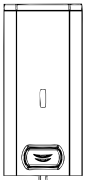


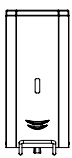

	MODEL	OPERATION		MATERIAL / FINISH								RESERVOIR		RECESSED
		Manual	Automatic	AISI 304 white stainless steel	AISI 304 black stainless steel	Bright-finish AISI 304 stainless steel	Satin-finish AISI 304 stainless steel	RAL epoxy AISI 304 stainless steel	Chrome-plated brass	Aluminium	ABS	Stainless steel	Thermoplastic	
	DJ0037A-AB-AC-ACS		•	•	•	•	•						•	
	DJF0038A-AB-AC-ACS		•	•	•	•	•						•	
	DJS0039A-AB-AC-ACS		•	•	•	•	•						•	
	DJ0050A		•								•			
	DJ0160AS		•						•				•	
	DJ0252AC			•			•						•	
	DJ0031-B-C-CS	•		•	•	•	•						•	
	DJF0032-B-C-CS	•		•	•	•	•						•	
	DJS0033-B-C-CS	•		•	•	•	•						•	
	DJ0040-B-C-CS	•		•	•	•	•						•	
	DJ0115C-CS	•					•	•					•	
 	DJ0111C-CS	•				•	•						•	
	DJ0112C-CS	•				•	•						•	
	DJ0010F	•									•			
	DJ0020F	•									•			
	DJP0034-B-C-CS	•		•	•	•	•						•	
	DJFP035-B-C-CS	•		•	•	•	•						•	
	DJSP036-B-C-CS	•		•	•	•	•						•	
	DJE0010CS	•					•						•	•
	DJT118	•						•					•	•

TABLE OF ACCEPTED SOAPS

Soap dispenser code	Valve class	Valve code	Accepted soaps	Density (Kg/dm ³)
DJ0031-B-C-CS DJP0034-B-C-CS DJ0037A-B-C-CS	SOAP VALVE	RCDJ0031-V	Liquid soap and hand sanitizer gel	0.9–1.35
DJF0032-B-C-CS DJFP035-B-C-CS DJF0038A-B-C-CS	FOAM VALVE	RCDJF0032-V	Foam soap	0.95–1.05
DJS0033-B-C-CS DJSP036-B-C-CS	SPRAY VALVE	RCDJS0033-V	Disinfectant liquid soap ⁽¹⁾	max. 0.8

(1) Maximum alcohol content of 80 %.

SOAP DISPENSERS: TABLE

INSTALLATION											SUITABLE FOR			MODEL
Vertical	Horizontal	1.50 l	1.40 l	1.30 l	1.20 l	1.10 l	1.00 l	0.95 l	0.80 l	0.35 l	Gymnasiums Sports centres	Hospitals Health care centres	Hotels Other accom..	
•							•				•	•	•	DJ0037A-AB-AC-ACS
•							•				•	•	•	DJF0038A-AB-AC-ACS
•							•				•	•	•	DJS0039A-AB-AC-ACS
•					•						•	•	•	DJ0050A
•									•		•	•	•	DJ0160AS
•		•									•	•	•	DJ0252AC
•		•									•	•	•	DJ0031-B-C-CS
•		•									•	•	•	DJF0032-B-C-CS
•		•									•	•	•	DJS0033-B-C-CS
•		•									•	•	•	DJ0040-B-C-CS
	•			•							•	•	•	DJ0115C-CS
•						•					•	•	•	DJ0111C-CS
	•					•					•	•	•	DJ0112C-CS
•						•					•	•	•	DJ0010F
•						•				•	•	•	•	DJ0020F
•		•									•	•	•	DJP0034-B-C-CS
•		•									•	•	•	DJFP035-B-C-CS
•		•									•	•	•	DJSP036-B-C-CS
•			•								•	•	•	DJE0010CS
•			•					•			•	•	•	DJT118

05

We wrap you
in comfort


**TOILET PAPER
DISPENSERS**



For jumbo roll, standard roll
(1, 2 or 3 units) or folded toilet tissue.

TOILET PAPER DISPENSERS

- » Wide variety of toilet paper dispensers that are functional and straightforward to integrate into any toilet facility environment. Manufactured in different materials (steel, stainless steel, etc.) and in different finishes (white, black, bright, satin, etc.).
- » Solutions that accept paper rolls of different diameters and different tube sizes.
- » They incorporate braking systems to optimise consumption.
- » Exterior sight glass for paper level.
- » Lock with special key for protection against vandals.



Toilet paper roll dispensers

INDUSTRIAL /
Ø230 MM JUMBO ROLL



PR2783  

CAPACITY: **max. roll**
Ø230 mm

MATERIAL: **steel**

FINISH: **white epoxy**



PR2783B  

CAPACITY: **max. roll**
Ø230 mm

MATERIAL: **steel**

FINISH: **matte black epoxy**



PR2783C  

CAPACITY: **max. roll**
Ø230 mm

MATERIAL: **AISI 304 st. steel**

FINISH: **bright**



PR2783CS  

CAPACITY: **max. roll**
Ø230 mm

MATERIAL: **AISI 304 st. steel**

FINISH: **satin**

NEW



RPR2700CS
OPTIONAL
Roll dispenser shelf for placing objects

DIM.: **180 x 123 x 84 mm**

MATERIAL: **AISI 304 st. steel**

FINISH: **satin**

COMPONENTS AND MATERIALS

PR2783 · PR2783B · PR2783C · PR2783CS

Design suitable for easy integration into the washroom..

Three-piece body.

One-piece lid, hinged for refilling.

Backplate with multiple slots for easy installation.

Removable shaft that allows for a variety of paper reload sizes (2 positions).

Slot on the front for viewing content level.

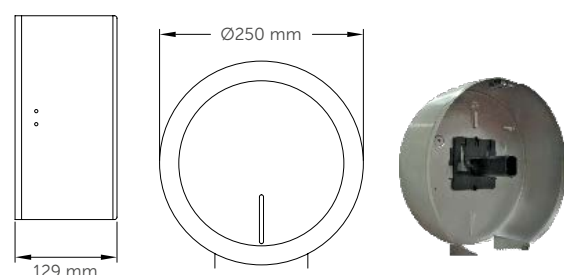
Inertia anti-spin brake to optimise paper dispensing.

Mediclinics standard key lock.

TECHNICAL SPECIFICATIONS

PR2783 · PR2783B · PR2783C · PR2783CS

Body and cover thickness	0.8 mm
Weight (empty)	1.25 kg
Jumbo roll capacity	max. Ø230 mm
Paper roll width	max. 115 mm
Paper roll tube (minimum)	min. Ø45 mm
Recommended installation height	65 - 75 cm to lowest point



Toilet paper roll dispensers

INDUSTRIAL /
Ø275 MM JUMBO ROLL



PR2787 

CAPACITY: **max. roll**
Ø275 mm

MATERIAL: **steel**
FINISH: **white epoxy**



PR2787B 

CAPACITY: **max. roll**
Ø275 mm

MATERIAL: **steel**
FINISH: **matte black epoxy**



PR2787C 

CAPACITY: **max. roll**
Ø275 mm

MATERIAL: **AISI 304 st. steel**
FINISH: **bright**



PR2787CS 

CAPACITY: **max. roll**
Ø275 mm

MATERIAL: **AISI 304 st. steel**
FINISH: **satın**

NEW



RPR2700CS
OPTIONAL
Roll dispenser
shelf for placing
objects

DIM.: **180 x 123 x 84 mm**
MATERIAL: **AISI 304 st. steel**
FINISH: **satın**

COMPONENTS AND MATERIALS

PR2787 · PR2787B · PR2787C · PR2787CS

Design suitable for easy integration into the washroom.

Three-piece body.

One-piece cover, hinged for refilling.

Backplate with multiple slots for easy installation.

Removable shaft that allows for a variety of paper reload sizes (2 positions).

Slot on the front for viewing content level.

Inertia anti-spin brake to optimise paper dispensing.

Lock with special Mediclinics key.



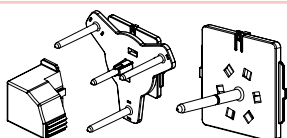
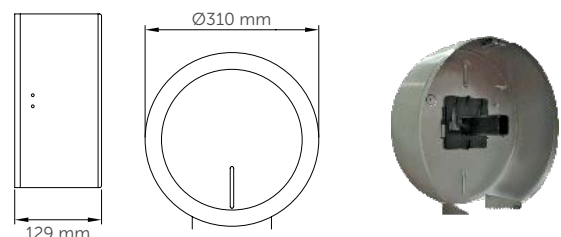
OPTIONAL KIT 2789*

Thermoplastic shaft, with inertia anti-spin brake to optimise paper dispensing. Replaces the original shaft, allowing up to 3 standard paper rolls to be used.

TECHNICAL SPECIFICATIONS

PR2787 · PR2787B · PR2787C · PR2787CS

Body and cover thickness	0.8 mm
Weight (empty)	1.70 kg
Jumbo roll capacity	max. Ø275 mm
Paper roll width	max. 115 mm
Paper roll tube	min. Ø45 mm
Recommended installation height	65 - 75 cm to lowest point



KIT 2789*

Optional shaft for 3 rolls

MATERIAL: **thermoplastic**

FINISH: **black**

OPTIONAL ACCESSORY
AVAILABLE SEPARATELY

Toilet paper roll dispensers

STANDARD - 3 ROLLS OF PAPER /
Ø275 MM JUMBO ROLL

NEW



PR2789



CAPACITY: **3 rolls**
MATERIAL: **steel**
FINISH: **white epoxy**

NEW



PR2789B



CAPACITY: **3 rolls**
MATERIAL: **steel**
FINISH: **matte black epoxy**

NEW



PR2789C



CAPACITY: **3 rolls**
MATERIAL: **AISI 304 st. steel**
FINISH: **bright**

NEW



PR2789CS



CAPACITY: **3 rolls**
MATERIAL: **AISI 304 st. steel**
FINISH: **satın**

NEW



**RPR2700CS
OPTIONAL**
Roll dispenser
shelf for placing
objects

DIM.: **180 x 123 x 84 mm**
MATERIAL: **AISI 304 st. steel**
FINISH: **satın**

COMPONENTS AND MATERIALS

PR2789 · PR2789C · PR2789CS · PR2789B

- Three-piece body.
- One-piece cover, hinged for refilling.
- Modular, thermoplastic shaft, which allows 3 standard paper rolls to be fitted with or without tube.
- The roll drops automatically once the previous roll has run out.
- Content level slot on the front.
- Lock with special Mediclinics key.

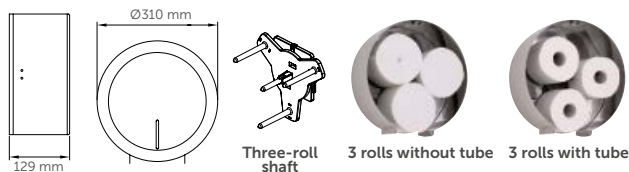
OPTIONAL 9391005SMD*

- Thermoplastic shaft, with inertia anti-spin brake to optimise paper dispensing. Replaces the original shaft allowing the use of a jumbo paper roll.

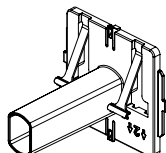
TECHNICAL SPECIFICATIONS

PR2789 · PR2789C · PR2789CS · PR2789B

Body and cover thickness	0.8 mm
Weight (empty)	1.75 kg
Paper roll width	max. 115 mm
Paper roll capacity	3 units
Jumbo paper roll (optional shaft)	max. Ø275 mm
Paper roll tube	Ø45-Ø56 mm
Recommended installation height	65 - 75 cm to lowest point



OPTIONAL ACCESSORY
AVAILABLE SEPARATELY



9391005SMD*

Optional shaft for jumbo paper rolls

MATERIAL: **thermoplastic**
FINISH: **black**

Toilet paper roll dispensers

STANDARD -
2/3 PAPER ROLL UNITS



PR0781
CAPACITY:
3 rolls



MATERIAL: **steel**
FINISH: **white epoxy**



PR0781C
CAPACITY:
3 rolls



MATERIAL: **AISI 304 st. steel**
FINISH: **bright**

PR0781CS
CAPACITY:
3 rolls



MATERIAL: **AISI 304 st. steel**
FINISH: **satın**



PR0700CS
CAPACITY:
2 rolls



MATERIAL: **AISI 304 st. steel**
FINISH: **satın**



PRE700CS
for recessed
mounting on walls
CAPACITY:
2 rolls



MATERIAL: **AISI 304 st. steel**
FINISH: **satın**

COMPONENTS AND MATERIALS

PR0781 · PR0781C · PR0781CS · PR0700CS · PRE700CS

Jointless one-piece cover with cover for refilling.

Content level slots on the sides.

The paper roll drops when the previous one has run out by means of a simple action through the side slot.

Locked with key.

PRE700CS

For recessed mounting on walls.

TECHNICAL SPECIFICATIONS

PR0781 · PR0781C · PR0781CS · PR0700CS · PRE700CS

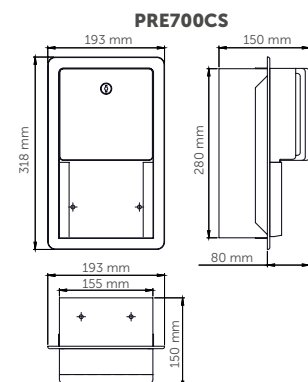
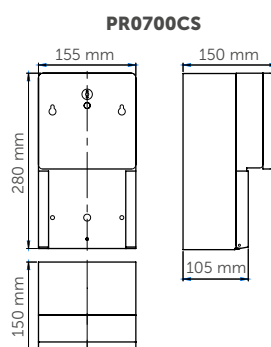
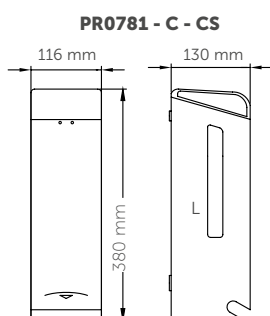
Body and cover thickness	0.8 mm
Paper roll diameter	max. Ø125 mm
Paper roll width	max. Ø105 mm
Recommended installation height	65 - 75 cm to lowest point

PR0781 · PR0781C · PR0781CS

Paper roll capacity	3 units
Weight (empty)	1.3 kg

PR0700CS

Paper roll capacity	2 units
Weight (empty)	2 kg



Toilet paper roll dispensers

STANDARD -
PAPER ROLL, 2 UNITS



PR2784  

CAPACITY: **2 rolls**
MATERIAL: **steel**
FINISH: **white epoxy**



PR2784B  

CAPACITY: **2 rolls**
MATERIAL: **steel**
FINISH: **matte black epoxy**



PR2784C  

CAPACITY: **2 rolls**
MATERIAL: **AISI 304 st. steel**
FINISH: **bright**



PR2784CS  

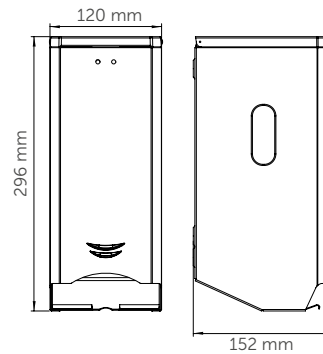
CAPACITY: **2 rolls**
MATERIAL: **AISI 304 st. steel**
FINISH: **satin**

COMPONENTS AND MATERIALS PR2784 · PR2784B · PR2784C · PR2784CS

- One-piece body.
- Jointless one-piece cover with cover for refilling.
- Content level slots on the sides.
- Lock with special Mediclinics key.
- The paper roll drops when the previous one has run out by means of a simple action through the side slot.
- Secondary paper roll bracket allowing free movement of the roll in use.

TECHNICAL SPECIFICATIONS PR2784 · PR2784B · PR2784C · PR2784CS

Body and cover thickness	0.8 mm
Weight (empty)	1.1 kg
Paper roll capacity	2 units
Paper roll	max. Ø130 mm
Recom. installation height	65 - 75 cm to lowest point



Toilet paper roll dispensers

FOLDED TOILET TISSUE DISPENSER / TOILET SEAT COVER DISPENSER



DTH100  

CAPACITY: **400 sheets (approx.)**
MATERIAL: **steel**
FINISH: **white epoxy**



DTH100C  

CAPACITY: **400 sheets (approx.)**
MATERIAL: **AISI 304 st. steel**
FINISH: **bright**



DTH100CS  

CAPACITY: **400 sheets (approx.)**
MATERIAL: **AISI 304 st. steel**
FINISH: **satın**



DCA100CS  

Toilet seat cover dispenser

CAPACITY: **250 seat covers**
MATERIAL: **AISI 304 st. steel**
FINISH: **satın**

COMPONENTS AND MATERIALS

DTH100 · DTH100C · DTH100CS · DCA100CS

One-piece body with cover for refilling.

Jointless one-piece cover.

Content level slot on the front.

DTH100 · DTH100C · DTH100CS

- Lock with mediclinics key.

DCA100CS

- One-piece, weld-free body.
- Top opening of the box for replacement of the seat cover paper.
- Opening system for easy removal.

TECHNICAL SPECIFICATIONS

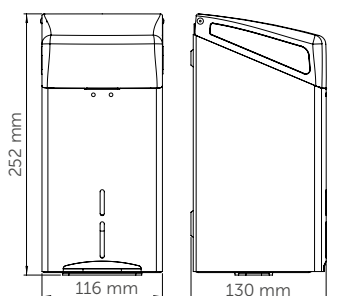
DTH100 · DTH100C · DTH100CS · DCA100CS

Body and cover thickness	0.8 mm
Sheet capacity	400 (approx.)
Weight	0.9 kg
Recom. installation height	130 - 160 cm to lowest point

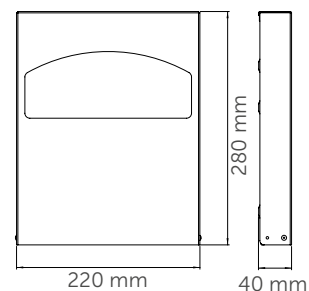
DCA100CS

Body and front thickness	0.8 mm
Empty weight	0.95 kg

DTH100-C-CS



DCA100CS



Toilet paper roll dispensers

SANITARY BAG DISPENSER



DBH100  

CAPACITY: 50 bags (approx.)
MATERIAL: steel
FINISH: white epoxy



DBH100C  

CAPACITY: 50 bags (approx.)
MATERIAL: AISI 304 st. steel
FINISH: bright



DBH100CS  

CAPACITY: 50 bags (approx.)
MATERIAL: AISI 304 st. steel
FINISH: satin



AI0920C 
Sanitary bag dispenser

MATERIAL: AISI 304 st. steel
FINISH: bright

AI0920CS
Sanitary bag dispenser

MATERIAL: AISI 304 st. steel
FINISH: satin

COMPONENTS AND MATERIALS

DBH100 · DBH100C · DBH100CS · AI0920C

One-piece AISI 304 stainless steel body.

AI0920CS

AISI 304 stainless steel mounting plate, to be screwed or fixed with adhesive strips.

TECHNICAL SPECIFICATIONS

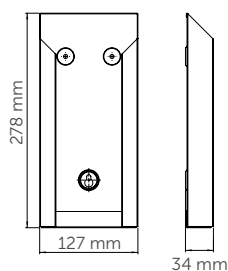
DBH100 · DBH100C · DBH100CS · AI0920C · AI0920CS

Body thickness	0.8 mm
Bag capacity	50 (approx.)
Weight	0.5 kg

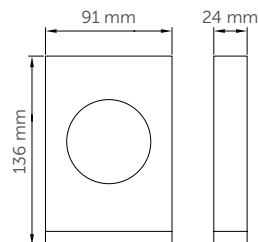
AI0920C · AI0920CS

Body thickness	0.8 mm
Plate thickness	0.8 mm

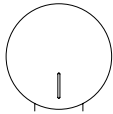



DBH100



AI0920C · AI0920CS



TOILET PAPER DISPENSERS: TABLE

	MODEL	MATERIAL / FINISH				RECESSED	PAPER TYPE / CAPACITY	
		White epoxy steel	Black epoxy steel	Bright-finish AISI 304 stainless steel	Satin-finish AISI 304 stainless steel		STANDARD	
							2 rolls	3 rolls
	PR2783	•						
	PR2783B		•					
	PR2783C			•				
	PR2783CS				•			
	PR2787	•						
	PR2787B		•					
	PR2787C			•				
	PR2787CS				•			
	PR2789	•						•
	PR2789C			•				•
	PR2789CS				•			•
	PR2789B		•					•
	PRO700CS				•		•	
		PR0781	•				•	•
PR0781C				•		•	•	
PR0781CS					•	•	•	
PR2784		•				•		
PR2784B			•			•		
PR2784C				•		•		
PR2784CS					•	•		
PRE700CS					•	•		
	DCA100CS				•			
	DTH100	•						
	DTH100C			•				
	DTH100CS				•			
	DBH100	•						
	DBH100C			•				
	DBH100CS				•			

TOILET PAPER DISPENSERS: TABLE

PAPER TYPE / CAPACITY				LOCKING	SUITABLE FOR				MODEL
ROLL (INDUSTRIAL)		Rectangular	Round		Gyms and sports centres or equivalent	Hospitals and health care centres	Hotels and other accommodation	Shopping centres, airports or equivalent	
Ø230 mm	Ø275 mm								
•			•	•		•	•	•	PR2783
•			•	•	•	•	•	•	PR2783B
•			•	•	•	•	•	•	PR2783C
•			•	•	•	•	•	•	PR2783CS
	•		•	•		•	•	•	PR2787
	•		•	•	•	•	•	•	PR2787B
	•		•	•	•	•	•	•	PR2787C
	•		•	•	•	•	•	•	PR2787CS
	•		•	•		•	•	•	PR2789
	•		•	•	•	•	•	•	PR2789C
	•		•	•	•	•	•	•	PR2789CS
	•		•	•	•	•	•	•	PR2789B
		•		•	•	•	•	•	PRO700CS
		•		•		•	•	•	PR0781
		•		•	•	•	•	•	PR0781C
		•		•	•	•	•	•	PR0781CS
		•		•	•	•	•	•	PR2784
		•		•	•	•	•	•	PR2784B
		•		•	•	•	•	•	PR2784C
		•		•	•	•	•	•	PR2784CS
		•		•	•	•	•	•	PRE700CS
		•				•	•	•	DCA100CS
		•		•		•	•	•	DTH100
		•		•		•	•	•	DTH100C
		•		•		•	•	•	DTH100CS
		•			•	•	•	•	DBH100
		•			•	•	•	•	DBH100C
		•			•	•	•	•	DBH100CS

06

Caressing
your hands

**PAPER TOWEL
DISPENSERS**



For all types of standard paper towel:
C/Z, roll or reel.

PAPER TOWEL DISPENSERS

- » Wide variety of functional paper towel dispensers that are easy to integrate into any toilet facility environment. Manufactured in different materials (steel, stainless steel, plastic, etc.) and in different finishes (white, black, bright, satin, etc.).
- » For wall or recessed mounting.
- » Exterior sight glass for paper level.
- » Lock with special key for protection against vandals.
- » Suitable for high-traffic areas.

Paper towel dispensers

C/Z FOLD PAPER TOWEL
- WALL-MOUNTED



DT2106  

CAPACITY: **400-600 C/Z fold towels**
MATERIAL: **steel**
FINISH: **white epoxy**



DT2106B  

CAPACITY: **400-600 C/Z fold towels**
MATERIAL: **steel**
FINISH: **matte black epoxy**



DT2106C  

CAPACITY: **400-600 C/Z fold towels**
MATERIAL: **AISI 304 st. steel**
FINISH: **bright**



DT2106CS  

CAPACITY: **400-600 C/Z fold towels**
MATERIAL: **AISI 304 st. steel**
FINISH: **satin**

COMPONENTS AND MATERIALS

DT2106 · DT2106B · DT2106C · DT2106CS

The geometry of the outlet minimises paper towel breakage.

Door fixed to the body with 2 rivets, allowing it to be swung open for refilling.

Front look for an easy paper replacement.

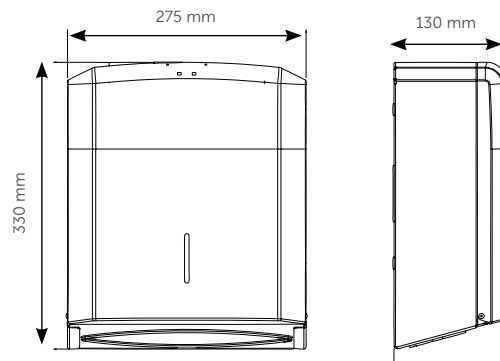
Content level slot on the front.

Lock with special Mediclinics key.

TECHNICAL SPECIFICATIONS

DT2106 · DT2106B · DT2106C · DT2106CS

Body and cover thickness	0.8 mm
Weight (empty)	1.8 kg
C/Z fold towel capacity	400-600 units
Recommended installation height	130 - 160 cm to lowest point



Paper towel dispensers

C/Z FOLD PAPER TOWEL - WALL-MOUNTED / RECESSED

NEW



DTM2106 
Paper towel dispenser to be fitted behind the mirror (BtM)

CAPACITY: **400–600 C/Z fold towels**
MATERIAL: **AISI 304 st. steel**
FINISH: **grey**

More info: p. 45.



DTE0020CS  

CAPACITY: **200-400 C/Z fold towels**
MATERIAL: **AISI 304 st. steel**
FINISH: **satın**

NEW



DTE0040CS  

CAPACITY: **600-800 C/Z fold towels**
MATERIAL: **AISI 304 st. steel**
FINISH: **satın**

COMPONENTS AND MATERIALS DTM2106 · DTE0020CS · DTE0040CS

DTM2106

- The geometry of the outlet minimises paper towel breakage.
- Designed to be fitted behind a mirror. See p. 45

DTE0020CS

Fully welded structure.

One-piece frame.

Tray with a trimmed opening to prevent tearing of the paper towel.

Lock with key.

DTE0040CS

- Possibility of wall mounting, using the KT0030CS stainless steel frame.

TECHNICAL SPECIFICATIONS DTM2106 · DTE0020CS · DTE0040CS

DTM2106

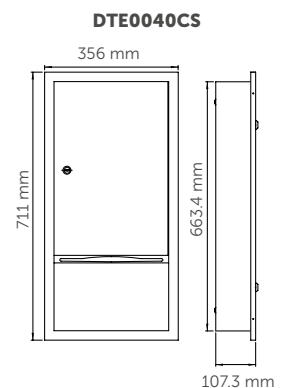
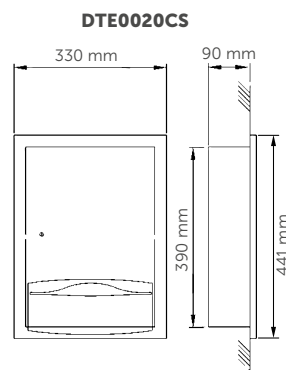
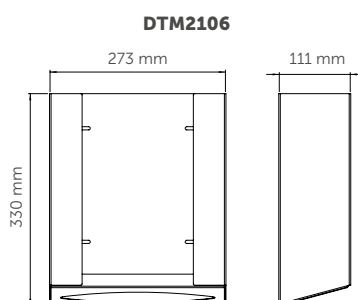
Body thickness	0.8 mm
C/Z fold towel capacity	400–500 units

DTE0020CS

Body and door thickness	0.8 mm
Weight (empty)	4.2 kg
C/Z fold towel capacity	200–400 units
Recom. installation height	115 - 145 cm to lowest point

DTE0040CS

Body thickness	0.8 mm
Door thickness	0.8 mm
Capacity	600-800 units



Paper towel dispensers

MANUAL
WALL-MOUNTED ROLL



DTP025CS

1

24

CAPACITY: **paper roll**
Ø220 mm

MATERIAL: **AISI 304 st. steel**

FINISH: **satın**



DT0208ACS
Surface

1

32

CAPACITY: **paper roll**
Ø200 mm

MATERIAL: **AISI 304 st. steel**

FINISH: **satın**

COMPONENTS AND MATERIALS

DTP025CS · DT0208ACS

Lock with special key supplied.

DTP025CS

- For wall mounting.
- Front closure.
- Lever-operated.
- Compatible with standard paper towel rolls of 205–210 mm width and maximum Ø220 mm.
- Extra capacity for an auxiliary paper towel roll of max. 100 mm diameter.

DT0208ACS

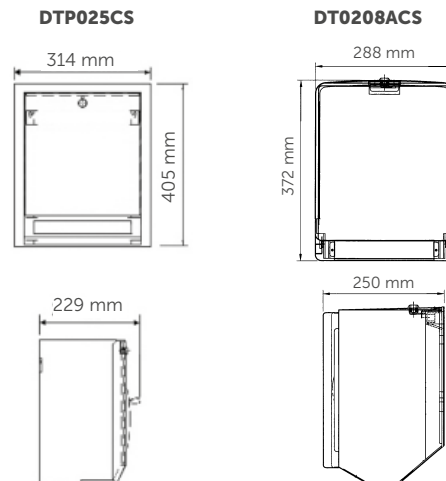
- Fully welded structure.
- Semi-automatic dispenser. The user pulls the paper, cuts it and a new sheet of paper is automatically dispensed.
- Compatible with non-perforated paper towel rolls of 205 mm width and 170 mm diameter maximum.

TECHNICAL SPECIFICATIONS

DTP025CS · DT0208ACS

DTP025CS	
Body and door thickness	0.8 mm
Weight (empty)	4.5 kg
Main roll capacity	Ø220 mm
Auxiliary roll capacity	Ø100 mm
Recom. installation height	115 - 145 cm to lowest point

DT0208ACS	
Body thickness	0.8 mm
Roll capacity	max. Ø170 mm
Recom. installation height	130 - 160 cm to lowest point



Paper towel dispensers

JUMBO ROLL - WALL-MOUNTED



DT0303

1 32 (C)

CAPACITY: **max. roll**
Ø250 mm

MATERIAL: **steel**

FINISH: **white epoxy**



DT0303C

1 32 (C)

CAPACITY: **max. roll**
Ø250 mm

MATERIAL: **AISI 304 st. steel**

FINISH: **bright**



DT0303CS

1 32 (C)

CAPACITY: **max. roll**
Ø250 mm

MATERIAL: **AISI 304 st. steel**

FINISH: **satin**

COMPONENTS AND MATERIALS DT0303 · DT0303C · DT0303CS

DT0303 · DT0303C · DT0303CS

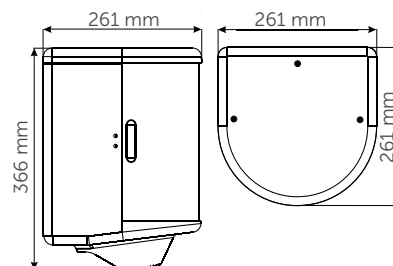
- Drainage holes on the bottom to prevent gradual water accumulation inside the device.
- Sliding access door with a recessed grip for opening and closing.
- Thermoplastic jumbo paper roll holder.
- Optimised paper dispensing system.
- Sliding front door that allows under shelves mounting, and easier refill therefore.
- Serrated paper outlet for easy cutting.
- Lock with special Mediclinics key.
- Suitable for food handling establishments.

TECHNICAL SPECIFICATIONS DT0303 · DT0303C · DT0303CS

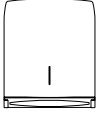

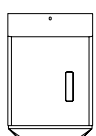
DT0303 · DT0303C · DT0303CS

Body and door thickness	0.8 mm
Weight (empty)	3.1 kg
Jumbo roll	max. Ø250 mm
Recom. installation height	85 - 120 cm to lowest point

DT0303 · DT0303C · DT0303CS



PAPER TOWEL DISPENSERS: TABLE

	MODEL	MATERIAL / FINISH				INSTALLATION		OPENING		PAPER TYPE / CAPACITY				LOCKING	SUITABLE FOR			MODEL
		White epoxy steel	Matte black epoxy steel	Bright-finish AISI 304 stainless steel	Satin-finish AISI 304 stainless steel	Wall-mounted	Semi-recessed Recessed	Front opening	Top opening	C/Z FOLD		ROLL / JUMBO ROLL			Gyms and sports centres	Hospitals and health care centres	Hotels and other accommodation	
										200-400 units	400-600 units	Ø200-220 mm	Ø250 mm					
	DT2106	•				•			•				•	•	•	•	DT2106	
	DT2106B		•			•			•				•	•	•	•	DT2106B	
	DT2106C			•		•			•				•	•	•	•	DT2106C	
	DT2106CS				•	•			•				•	•	•	•	DT2106CS	
	DTM2106					•								•	•	•	DTM2106	
	DTE0020CS				•		•		•					•	•	•	•	DTE0020CS
	DTE0040CS				•		•		•					•	•	•	•	DTE0040CS
	DTP025CS				•	•		•				•	•	•	•	•	DTP025CS	
	DT0208ACS				•	•		•				•	•	•	•	•	DT0208ACS	
	DT0303	•				•		•				•	•		•		DT0303	
	DT0303C			•		•		•				•	•		•		DT0303C	
	DT0303CS				•	•		•				•	•		•		DT0303CS	

07

A place for
everything

**WASTE BINS AND
OTHER CONTAINERS**



Quality, design, versatility and durability
for the daily management of waste.

WASTE BINS AND OTHER CONTAINERS

- » A wide range of indoor waste bins and containers, manufactured in different materials (steel, stainless steel, etc.) and in different finishes (white, black, bright, satin, etc.), with a modern and versatile design that makes them very easy to integrate into any bathroom environment.
- » Perfect for placing in common areas, such as offices, halls, sports facilities, shops, airports, shopping centres, etc.
- » Models for installation on legs and/or on the wall (flush or recessed).
- » Functional design for easy maintenance.
- » Universal units suitable for management of nearly all types of waste.

Waste bins and other containers

WASTE BINS - WITH SELF-CLOSING LID



PP0080
CAPACITY: 80 l

PP0065
CAPACITY: 65 l

MATERIAL: **steel**
FINISH: **white epoxy**

Icons: 1 (upward arrow), 8 (B) (wheels)




PP0080C
CAPACITY: 80 l

PP0065C
CAPACITY: 65 l

MATERIAL: **AISI 304 st. steel**
FINISH: **bright**

Icons: 1 (upward arrow), 8 (B) (wheels)



PP0080CS
CAPACITY: 80 l

PP0065CS
CAPACITY: 65 l

MATERIAL: **AISI 304 st. steel**
FINISH: **satın**

Icons: 1 (upward arrow), 8 (B) (wheels)

COMPONENTS AND MATERIALS

**PP0080 · PP0065 · PP0080C
PP0065C · PP0080CS · PP0065CS**

Manually operated, self-closing lid.

Spring-loaded for automatic closure and 2 rubber silencers.

Inner retaining system for securing the waste bag.

4 rubber pads to protect the bottom of the bin from moisture.

Wall mounting or floor standing.

TECHNICAL SPECIFICATIONS

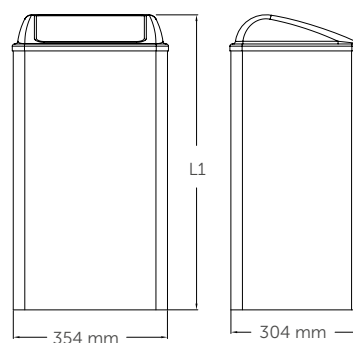
**PP0080 · PP0065 · PP0080C
PP0065C · PP0080CS · PP0065CS**

PP0080 · PP0080C · PP0080CS

Capacity	80 l
L1	823 mm
Body thickness	1 mm
Head thickness	1.2 mm
Cover thickness	1 mm
Weight (empty)	9.8 kg

PP0065 · PP0065C · PP0065CS

Capacity	65 l
L1	673 mm
Body thickness	1 mm
Head thickness	1.2 mm
Cover thickness	1 mm
Weight (empty)	8.4 kg



Waste bins and other containers

OPEN BINS



PP1080
CAPACITY: 80 l

PP1065
CAPACITY: 65 l

MATERIAL: **steel**
FINISH: **white epoxy**

Icons: 1 (recycling), 8 (B) (biohazard)



PP1080C
CAPACITY: 80 l

PP1065C
CAPACITY: 65 l

MATERIAL: **AISI 304 st. steel**
FINISH: **bright**

Icons: 1 (recycling), 8 (B) (biohazard)



PP1080CS
CAPACITY: 80 l

PP1065CS
CAPACITY: 65 l

MATERIAL: **AISI 304 st. steel**
FINISH: **satın**

Icons: 1 (recycling), 8 (B) (biohazard)

COMPONENTS AND MATERIALS

**PP1080 · PP1065 · PP1080C
PP1065C · PP1080CS · PP1065CS**

It can be placed on the floor or mounted on the wall.

Inner retaining system for securing the waste bag.

4 rubber pads to protect the bottom of the bin from moisture.

Wall mounting or floor standing.

TECHNICAL SPECIFICATIONS

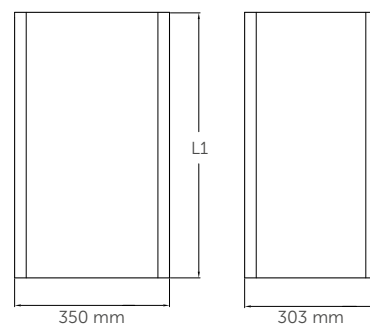
**PP1080 · PP1065 · PP1080C
PP1065C · PP1080CS · PP1065CS**

PP1080 · PP1080C · PP1080CS

Capacity	80 l
L1	755 mm
Body thickness	1 mm
Weight (empty)	8.4 kg

PP1065 · PP1065C · PP1065CS

Capacity	65 l
L1	605 mm
Body thickness	1 mm
Weight (empty)	7 kg



Waste bins and other containers

OPEN BINS

NEW

PPA4279



CAPACITY: **40 l**
MATERIAL: **steel**
FINISH: **white epoxy**

1 6

NEW

PPA4279B



CAPACITY: **40 l**
MATERIAL: **steel**
FINISH: **matte black epoxy**

1 6

NEW

PPA4279C



CAPACITY: **40 l**
MATERIAL: **AISI 304 st. steel**
FINISH: **bright**

1 6

NEW

PPA4279CS



CAPACITY: **40 l**
MATERIAL: **AISI 304 st. steel**
FINISH: **satin**

1 6

COMPONENTS AND MATERIALS

PPA4279 · PPA4279B · PPA4279C · PPA4279CS

It can be placed on the floor or mounted on the wall.

Swivelling ring made of black polypropylene, to secure the waste bag.

Fully welded, with continuous corners and free of rough edges and sharp areas.

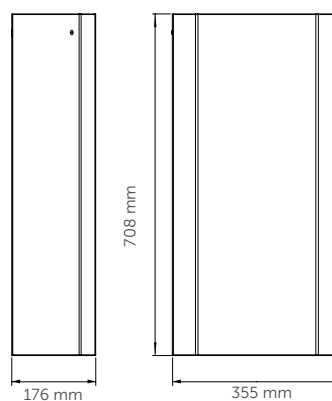
Wall mounting or floor standing.



TECHNICAL SPECIFICATIONS

PPA4279 · PPA4279B · PPA4279C · PPA4279CS

Capacity	40 l
Body thickness	0.8 mm
Weight (empty)	5 kg



Waste bins and other containers

OPEN BINS



PPA2279  

CAPACITY: 25 l
MATERIAL: **steel**
FINISH: **white epoxy**



PPA2279B  

CAPACITY: 25 l
MATERIAL: **steel**
FINISH: **matte black epoxy**



PPA2279C  

CAPACITY: 25 l
MATERIAL: **AISI 304 st. steel**
FINISH: **bright**



PPA2279CS  

CAPACITY: 25 l
MATERIAL: **AISI 304 st. steel**
FINISH: **satın**

COMPONENTS AND MATERIALS

PPA2279 · PPA2279B · PPA2279C · PPA2279CS

It can be placed on the floor or mounted on the wall.

Swivelling ring made of black polypropylene, to secure the waste bag.

Fully welded, with continuous corners and free of rough edges and sharp areas.

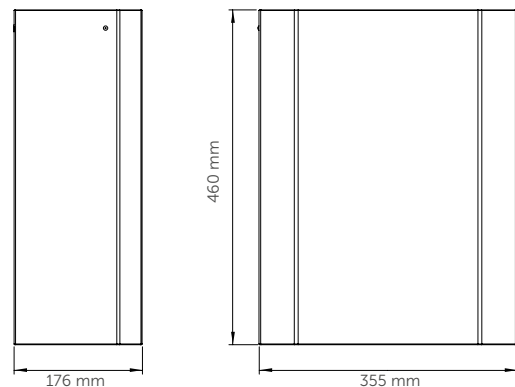
Wall mounting or floor standing.



TECHNICAL SPECIFICATIONS

PPA2279 · PPA2279B · PPA2279C · PPA2279CS

Capacity	25 l
Body thickness	0.8 mm
Weight (empty)	3.7 kg



Waste bins and other containers

WASTE BINS -
OPEN - RECESSED



PPE0010CS
Recessed waste bin

CAPACITY: **14.2 l**
MATERIAL: **AISI 304 st. steel**
FINISH: **satin**

NEW



PPE0035CS
Recessed waste bin

CAPACITY: **5.4 l**
MATERIAL: **AISI 304 st. steel**
FINISH: **satin**



PP0003C
Waste container

MATERIAL: **AISI 304 st. steel**
FINISH: **satin**

COMPONENTS AND MATERIALS PPE0010CS · PP0035CS · PP0003C

PPE0010CS

- Self-closing lid waste container.
- Thermoplastic container inside.
- Look with key.

PPE0035CS

- Self-closing lid with manual operation.
- Stainless steel container, 0.8 mm thick.

PP0003C

- Waste container for worktop mounting, made of bright-finish AISI 304 stainless steel, without lid.
- For recessing in the worktop, fixing it with silicone.

TECHNICAL SPECIFICATIONS PPE0010CS · PP0035CS · PP0003C

PPE0010CS

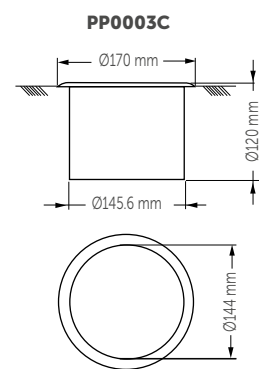
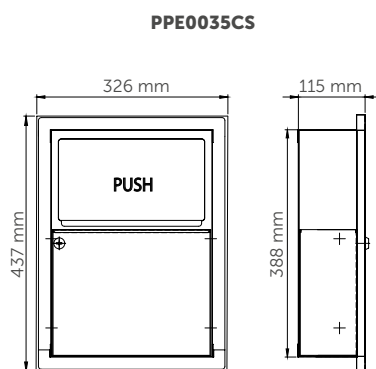
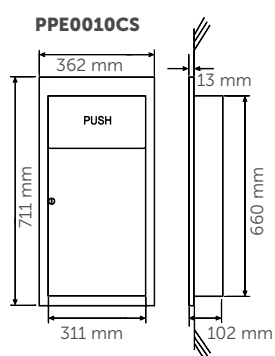
Capacity	14.2 l
Body thickness	0.8 mm
Door thickness	0.8 mm

PPE0035CS

Capacity	5.4 l
Body thickness	0.8 mm
Door thickness	1.2 mm

PP0003C

Thickness	0.8 mm
Weight (empty)	0.150 kg
Worktop opening	150 Ø



Waste bins and other containers

SANITARY BINS -
WALL-MOUNTED WITH LID



COMPONENTS AND MATERIALS

PP0006 · PP0006C · PP0006CS · PP0006B

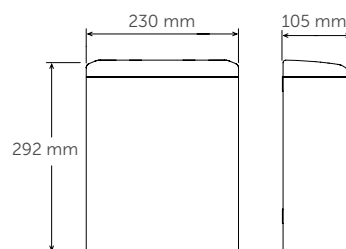
- It can be placed on the floor or mounted on the wall with 2 screws at the back.
- The lid protrudes from the body by 3.5 mm for easy opening. Fixed to the body by means of two half shafts that hinge the lid.
- Wall mounting or floor standing.

TECHNICAL SPECIFICATIONS

PP0006 · PP0006C · PP0006CS · PP0006B

Capacity	6 l
Body thickness	0.8 mm
Cover thickness	0.8 mm
Weight (empty)	1.5 kg

PP0006 / 6C / 6CS / 6B



Waste bins and other containers

PEDAL BINS - SQUARE



PP1214
CAPACITY: 12 l

PP1206
CAPACITY: 6 l

MATERIAL: **steel**
FINISH: **white**



PP1214C
CAPACITY: 12 l

PP1206C
CAPACITY: 6 l

MATERIAL: **AISI 410 st. steel**
FINISH: **bright**



PP1214CS
CAPACITY: 12 l

PP1206CS
CAPACITY: 6 l

MATERIAL: **AISI 410 st. steel**
FINISH: **satin**

COMPONENTS AND MATERIALS

**PP1214 · PP1206 · PP1214C
PP1206C · PP1214CS · PP1206CS**

Square body and lid.

Anti-odour and quiet lid.

Polypropylene inner bucket, with metal handle.

Handle on top to facilitate bin transport.

Black, non-slip thermoplastic pedal.

The lid can be opened by pressing the pedal.

Black, non-slip plastic base that can be directly placed on the floor, protecting the bottom of the bin from moisture.

TECHNICAL SPECIFICATIONS

**PP1214 · PP1206 · PP1214C
PP1206C · PP1214CS · PP1206CS**

PP1214 · PP1214C · PP1214CS

Capacity	12 l
Weight	3.2 kg

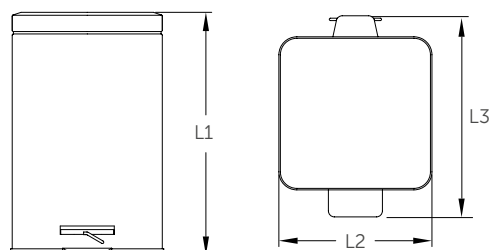
PP1206 · PP1206C · PP1206CS

Capacity	6 l
Weight	1.6 kg

L1 x L2 x L3:

PP1214/1214C/1214CS:
380 x 238 x 318 mm

PP1206/1206C/1206CS:
290 x 200 x 280 mm



Waste bins and other containers

PEDAL BINS - CIRCULAR



PP1321
CAPACITY: 20 l

PP1312
CAPACITY: 12 l

PP1305
CAPACITY: 5 l

PP1303
CAPACITY: 3 l

MATERIAL: **steel**
FINISH: **white**



PP1321C
CAPACITY: 20 l

PP1312C
CAPACITY: 12 l

PP1305C
CAPACITY: 5 l

PP1303C
CAPACITY: 3 l

MATERIAL: **AISI 410 st. steel**
FINISH: **bright**



PP1321CS
CAPACITY: 20 l

PP1312CS
CAPACITY: 12 l

PP1305CS
CAPACITY: 5 l

PP1303CS
CAPACITY: 3 l

MATERIAL: **AISI 410 st. steel**
FINISH: **satın**

COMPONENTS AND MATERIALS

PP1321/C/CS · PP1312/C/CS
PP1305/C/CS · PP1303/C/CS

Circular body.

Anti-odour and quiet lid.

Polypropylene inner bucket, with metal handle.

Handle on top to facilitate bin transport.

Black, non-slip thermoplastic pedal.

Black, non-slip plastic base, which protects the bin bottom from moisture.

TECHNICAL SPECIFICATIONS

PP1321/C/CS · PP1312/C/CS
PP1305/C/CS · PP1303/C/CS

PP1321 · PP1321C · PP1321CS

Capacity	20 l
Weight	1.9 kg

PP1312 · PP1312C · PP1312CS

Capacity	12 l
Weight	1.5 kg

PP1305 · PP1305C · PP1305CS

Capacity	5 l
Weight	0.8 kg

PP1303 · PP1303C · PP1303CS

Capacity	3 l
Weight	0.6 kg

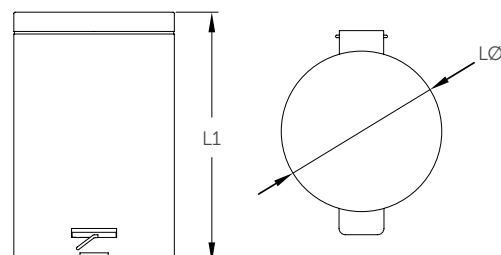
L1 x LØ:

PP1321/C/CS: 450 x 290 mm


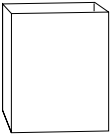


PP1312/C/CS: 392 x 249 mm

PP1305/C/CS: 275 x 205 mm

PP1303/C/CS: 250 x 168 mm



PEDAL BINS - CIRCULAR

	MODEL	SURFACE		RECESSED	MATERIAL / FINISH				CAPACITY					SUITABLE FOR				
		Self-closing lid	Open		White epoxy steel	Black epoxy steel	Bright-finish 304 stainless steel	Satin-finish 304 stainless steel	80-120 l	65 l	40 l	25 l	14 l	5,4 l	Offices, official organizations, schools or equivalent	Hospitals, health care centres, hotels	Airports, shopping centres or equivalent	Gyms, sports centres
	PP0080	●			●				●						●	●	●	
	PP0080C	●					●		●						●	●	●	●
	PP0080CS	●						●	●						●	●	●	●
	PP0065	●			●					●					●	●	●	
	PP0065C	●						●		●					●	●	●	●
	PP0065CS	●						●		●					●	●	●	●
	PP1080		●		●				●						●	●	●	
	PP1080C		●				●		●						●	●	●	●
	PP1080CS		●					●	●						●	●	●	●
	PP1065		●		●					●					●	●	●	
	PP1065C		●				●			●					●	●	●	●
	PP1065CS		●					●		●					●	●	●	●
	PPA2279 / PPA4279		●		●						●	●			●	●	●	●
	PPA2279C / PPA4279C		●				●				●	●			●	●	●	●
	PPA2279CS / PPA4279CS		●					●		●	●			●	●	●	●	
	PPA2279B / PPA4279B		●			●				●	●			●	●	●	●	
	PPE0010CS	●		●				●				●		●	●	●	●	
	PPE0035CS	●		●				●				●		●	●	●	●	

WASTE BINS AND OTHER CONTAINERS: TABLE OF OTHER BINS

CAPACITY					SUITABLE FOR				MODEL
20 l	12 l	6 l	5 l	3 l	Universities, schools, offices, official organizations	Hospitals, health care centres, care homes	Airports, terminals, transport and shopping centres	Gyms, sports centres	
		●			●	●	●		PP0006 / B
		●			●	●	●	●	PP0006C
		●			●	●	●	●	PP0006CS
		●			●	●	●		PP1206
		●			●	●	●	●	PP1206C
		●			●	●	●	●	PP1206CS
	●				●	●	●		PP1214
	●				●	●	●	●	PP1214C
	●				●	●		●	PP1214CS
				●	●	●	●		PP1303
				●	●	●	●	●	PP1303C
				●	●	●	●	●	PP1303CS
			●		●	●	●		PP1305
			●		●	●	●	●	PP1305C
			●		●	●	●	●	PP1305CS
	●				●	●	●		PP1312
	●				●	●	●	●	PP1312C
	●				●	●	●	●	PP1312CS
●					●	●	●		PP1321
●					●	●	●	●	PP1321C
●					●	●	●	●	PP1321CS




08

Stronger
together

COMBINED UNITS





Multiple solutions in bathroom equipment for communal use in the same space.

WASH AND DRY UNITS AND COMBINED UNITS

- » Elegantly and robustly designed multi-use cabinets, manufactured in AISI 304 stainless steel that combine paper towel dispensers, waste bins and high-performance hand dryers.
- » Perfect for installation in high-traffic areas such as airports, shopping centres, gyms, etc.
- » Front-loading paper towel dispensers with large-capacity waste bins.

Combined units

PAPER TOWEL DISPENSER
+ HAND DRYER
+ WASTE BIN



DTES0040CS

Paper towel dispenser capacity:
300-500 C/Z fold paper towels
Bin capacity: 24 l

MATERIAL: AISI 304 stainless steel
FINISH: satin

NEW



DTES0060CS

Paper towel dispenser capacity:
500-600 C/Z fold paper towels
Bin capacity: 23 l

MATERIAL: AISI 304 stainless steel
FINISH: satin



KT0040CS

Optional frame for wall mounting.
Models DTES0040CS and
DTES0060CS

MATERIAL: AISI 304 stainless steel
FINISH: satin

COMPONENTS AND MATERIALS DTES0040CS · DTES0060CS · KT0040CS

Fully welded structure.

Two hinged doors and front lock with key supplied to simplify paper refilling and bin emptying processes.

Tray with a trimmed edge to dispense the paper towel without tearing.

Suitable for C-fold and Z-fold paper towels.

Removable inner container made of AISI 304 stainless steel for emptying the contents.

Two locks with key to protect against vandalism.

DTES0040CS

- Includes a Saniflow dryer.


DTES0060CS

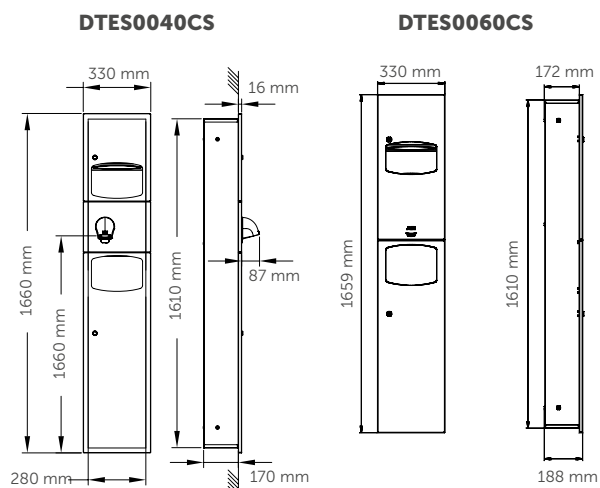
- Includes a Junior Plus dryer.

KT0040CS

- Optional wall-mounting frame for the models DTES0040CS and DTES0060CS.
- Dimensions: 1,615 x 330 x 172 mm.

TECHNICAL SPECIFICATIONS DTES0040CS · DTES0060CS · KT0040CS

DTES0040CS · DTES0060CS	
Door thickness	1.2 mm
Thickness of main body and paper tray	0.8 mm
C/Z fold paper towel	300–500 / 500–600 units
Paper towel max.	100 x 260 mm
Thickness of inner container	0.5 mm
Inner container capacity	24 l / 23 l
Voltage	220–240 V
Frequency	50/60 Hz
Electrical insulation	Class I / Class II
Power consumption	10 A / 7 A
Total power	2,250 W / 1,640 W
Air speed	100 km/h / 50 km/h
Air temperature d = 10 cm and ambient temp. = 21 °C	50 °C / 57 °C
Sound pressure (at 2 m)	68 dBA / 57 dBA
Recom. installation height	1,700–1,800 mm to highest point
Recom. installation height 	1,600 mm to highest point



Combined units

PAPER TOWEL DISPENSER + WASTE BIN




DTE0050CS
recessed



Paper towel dispenser capacity:
600-800 C/Z fold paper towels
Bin capacity: 12.5 l

MATERIAL: AISI 304 stainless steel
FINISH: satin




DTE0010CS
recessed



Paper towel dispenser capacity:
600-800 C/Z fold paper towels
Bin capacity: 26.5 l

MATERIAL: AISI 304 stainless steel
FINISH: satin



DTE0030CS
recessed



Paper towel dispenser capacity:
400-600 C/Z fold paper towels
Bin capacity: 7.6 l

KT0030CS
surface-mounting frame

MATERIAL: AISI 304 stainless steel
FINISH: satin

COMPONENTS AND MATERIALS

DTE0050CS · DTE0010CS · DTE0030CS · KT0030CS

Fully welded structure.

Door fixed to the body with a hinge.

The geometry of the outlet minimises paper towel breakage.

Suitable for C-fold and Z-fold paper towels.

Opening with security key.

DTE0050CS

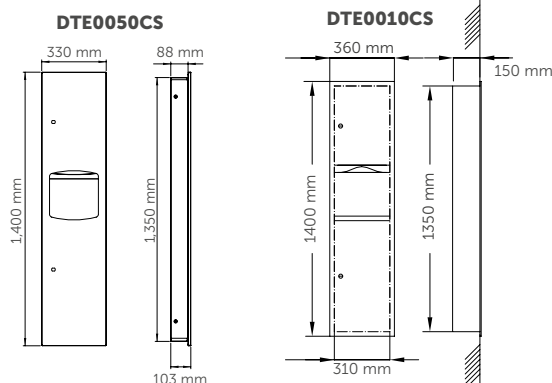
- Interior container in AISI 304 stainless steel, which can be removed to empty the contents.

DTE0010CS · DTE0030CS

- Removable inner container made of thermoplastic, anti-drip.
- Doors fixed to the body with piano hinges and safety stop.

KT0030CS

- Optional wall-mounting frame for model DTE0030CS.
- Dimensions: 711 x 356 x 108 mm.



TECHNICAL SPECIFICATIONS

DTE0050CS · DTE0010CS · DTE0030CS · KT0030CS

DTE0050CS

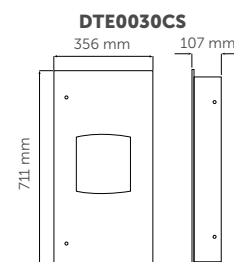
C/Z fold towels	600-800 units
Towels	100 x 260 mm max.
Recom. installation height	1,700-1,880 mm to upper point
Recom. installation height	1,545 mm to upper point
Door thickness	1.2 mm
Thickness of cover, body, waste bin and towel dispenser	0.8 mm
Bin capacity	12.5 l
Weight (empty)	12.6 kg

DTE0010CS




Door thickness	0.8 mm
Weight (empty)	13.6 kg
Bin capacity	26.5 l
C-fold towel capacity	600 units
Z-fold towel capacity	800 units
Recom. installation height	1,700-1,800 mm to upper point
Recom. installation height	1,520 mm to upper point

DTE0030CS

Door thickness	0.8 mm
Weight (empty)	9.7 kg
Bin capacity	7.6 l
Folded towel capacity	400 units
Multi-fold towel capacity	600 units
Recom. installation height	1,700-1,800 mm to upper point
Recom. installation height	1,545 mm to upper point



COMBINED UNITS: TABLE

	MODEL	MATERIAL / FINISH	COMPONENTS OF THE UNIT					RECESSED	PAPER TOWEL DISPENSER CAPACITY			BIN CAPACITY					ADA/JUNE	MODEL
			Satin-finish AISI 304 stainless steel	Optima® Dryer	Saniflow® Dryer	C/Z fold paper towel dispenser	Waste bin		Vertical	600-800 C/Z	300-500 C/Z	400-600 C/Z	26.5 l	24 l	23 l	12.5 l		
	DTES0040CS	•		•	•	•	•		•		•					•	DTES0040CS	
	DTES0060CS	•	•		•	•	•		•			•				•	DTES0060CS	
	KT0040CS	•															KT0040CS	
	DTE0010CS	•			•	•	•	•		•						•	DTE0010CS	
	DTE0030CS	•			•	•	•				•			•	•		DTE0030CS	
	KT0030CS	•															KT0030CS	
	DTE0050CS	•			•	•	•	•				•	•		•		DTE0050CS	

09

Down to the
smallest detail

BATHROOM ACCESSORIES



Bathroom accessories that improve the functionality of the facility, extend its features, increase comfort and, at the same time, enhance its attractiveness.



BATHROOM ACCESSORIES

- » A wide selection of towel rails, shelves, soap dishes, toilet roll holders, toilet brush sets, robe hooks, tissue dispensers, etc., manufactured in various materials (stainless steel, chrome-plated brass, etc.) and in different finishes (black, bright, satin, etc.), with a seal of quality for the bathroom.
- » Six different lines of bathroom accessories (Aura, Harmonia, Medinox, Medisteel, Medicolor and Medicrom).
- » Highly versatile and functional bathroom accessory lines, designed to be adapted to any space and need.

Bathroom accessories

AURA SERIES

NEW



AI1323C
Towel shelf with bar

MATERIAL: AISI 304 st. steel
FINISH: bright

AI1323CS
Towel shelf with bar

MATERIAL: AISI 304 st. steel
FINISH: satin

AI1323B
Towel shelf with bar

MATERIAL: AISI 304 st. steel
FINISH: black

NEW



AI1311C
Double towel rail

MATERIAL: AISI 304 st. steel
FINISH: bright

AI1311CS
Double towel rail

MATERIAL: AISI 304 st. steel
FINISH: satin

AI1311B
Double towel rail

MATERIAL: AISI 304 st. steel
FINISH: black

NEW



AI1313C
Towel rail

MATERIAL: AISI 304 st. steel
FINISH: bright

AI1313CS
Towel rail

MATERIAL: AISI 304 st. steel
FINISH: satin

AI1313B
Towel rail

MATERIAL: AISI 304 st. steel
FINISH: black

COMPONENTS AND MATERIALS

**AI1323C · AI1323CS · AI1323B · AI1311C
AI1311CS · AI1311B · AI1313C · AI1313CS · AI1313B**

Cylindrical wall anchors.

Hidden wall mounting system.

They come with stainless steel hardware for brick walls supplied.

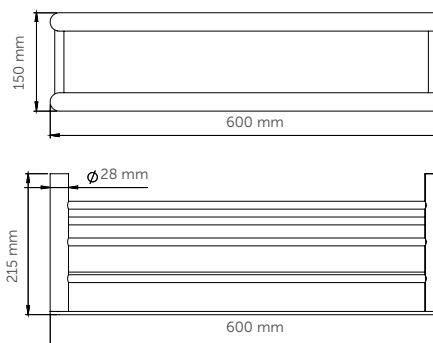
AI1323C · AI1323CS · AI1323B

- 4 cylindrical wall anchors.

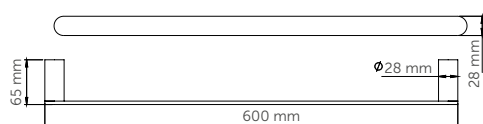
TECHNICAL SPECIFICATIONS

**AI1323C · AI1323CS · AI1323B · AI1311C
AI1311CS · AI1311B · AI1313C · AI1313CS · AI1313B**


AI1323C · AI1323CS · AI1323B



AI1313C · AI1313CS · AI1313B



AI1311C · AI1311CS · AI1311B



Bathroom accessories

AURA SERIES

NEW



AI2004B

AI2004C

Double roll holder with shelf

MATERIAL: AISI 304 st. steel
FINISH: bright

AI2004CS

Double roll holder with shelf

MATERIAL: AISI 304 st. steel
FINISH: satin

AI2004B

double roll holder with shelf

MATERIAL: AISI 304 st. steel
FINISH: black



NEW



AI2003B

AI2003C

Roll holder with shelf

MATERIAL: AISI 304 st. steel
FINISH: bright

AI2003CS

Roll holder with shelf

MATERIAL: AISI 304 st. steel
FINISH: satin

AI2003B

Roll holder with shelf

MATERIAL: AISI 304 st. steel
FINISH: black



NEW



AI1321B

AI1321C

Roll holders

MATERIAL: AISI 304 st. steel
FINISH: bright

AI1321CS

Roll holders

MATERIAL: AISI 304 st. steel
FINISH: satin

AI1321B

Roll holders

MATERIAL: AISI 304 st. steel
FINISH: black



COMPONENTS AND MATERIALS

AI2004C · AI2004CS · AI2004B · AI2003C
AI2003CS · AI2003B · AI1321C · AI1321CS · AI1321B

Suitable for most sizes of toilet rolls.

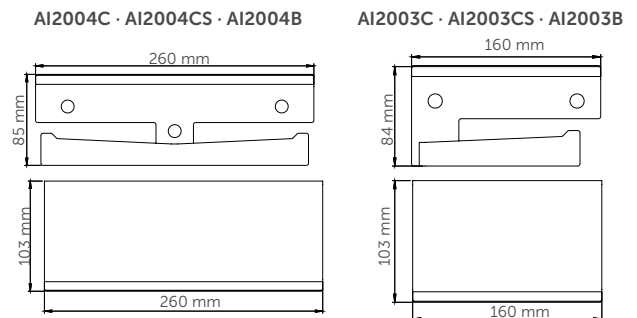
They come with stainless steel hardware for brick walls.

AI2004C · AI2004CS · AI2004B
AI2003C · AI2003CS · AI2003B

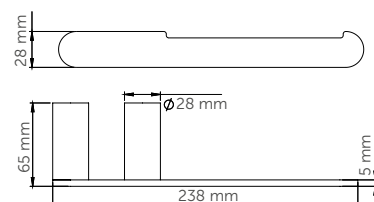
Shelf to hold mobile phones or other small objects.

TECHNICAL SPECIFICATIONS

AI2004C · AI2004CS · AI2004B · AI2003C
AI2003CS · AI2003B · AI1321C · AI1321CS · AI1321B



AI1321C · AI1321CS · AI1321B



Bathroom accessories

AURA SERIES

NEW



AI2318C
Double robe hook
MATERIAL: AISI 304 st. steel
FINISH: bright

AI2318CS
Double robe hook
MATERIAL: AISI 304 st. steel
FINISH: satin

AI2318B
Double robe hook
MATERIAL: AISI 304 st. steel
FINISH: black

AI2318B

NEW



AI1318C
Robe hook
MATERIAL: AISI 304 st. steel
FINISH: bright

AI1318CS
Robe hook
MATERIAL: AISI 304 st. steel
FINISH: satin

AI1318B
Robe hook
MATERIAL: AISI 304 st. steel
FINISH: black

AI1318B

NEW



ES1002C
Toilet brush set
MATERIAL: AISI 304 st. steel
FINISH: bright

ES1002CS
Toilet brush set
MATERIAL: AISI 304 st. steel
FINISH: satin

ES1002B
Toilet brush set
MATERIAL: AISI 304 st. steel
FINISH: black

ES1002B

COMPONENTS AND MATERIALS

**AI2318C · AI2318CS · AI2318B · AI1318C
AI1318CS · AI1318B · ES1002C · ES1002CS · ES1002B**

**AI2318C · AI2318CS · AI2318B
AI1318C · AI1318CS · AI1318B**

Wall anchors with concealed mounting.

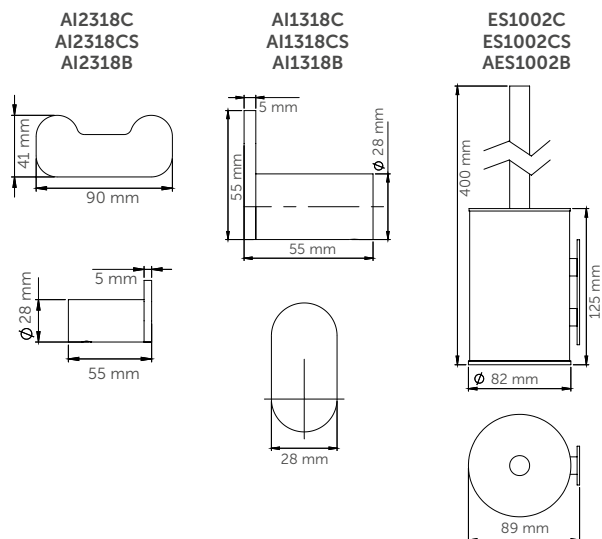
They come with stainless steel hardware for brick walls.

ES1002C · ES1002CS · ES1002B

- The handle of the toilet brush is 27.5 cm in length which allows you to easily reach and clean the toilet bowl.
- It has a round lid with an airtight seal that protects your hands from stains and splashes.
- Long, soft and dense brush bristles protect the toilet from scratches.
- Easy-to-install wall mounting system.
- Stainless steel hardware for brick walls supplied.

TECHNICAL SPECIFICATIONS

**AI2318C · AI2318CS · AI2318B · AI1318C
AI1318CS · AI1318B · ES1002C · ES1002CS · ES1002B**



Bathroom accessories

HARMONÍA SERIES

NEW



AI1423C
Towel shelf with bar

MATERIAL: AISI 304 st. steel
FINISH: bright

AI1423CS
Towel shelf with bar

MATERIAL: AISI 304 st. steel
FINISH: satin

AI1423B
Towel shelf with bar

MATERIAL: AISI 304 st. steel
FINISH: black

AI1423B

NEW



AI1411C
Double towel rail

MATERIAL: AISI 304 st. steel
FINISH: bright

AI1411CS
Double towel rail

MATERIAL: AISI 304 st. steel
FINISH: satin

AI1411B
Double towel rail

MATERIAL: AISI 304 st. steel
FINISH: black

AI1411B

NEW



AI1413C
Towel rail

MATERIAL: AISI 304 st. steel
FINISH: bright

AI1413CS
Towel rail

MATERIAL: AISI 304 st. steel
FINISH: satin

AI1413B
Towel rail

MATERIAL: AISI 304 st. steel
FINISH: black

AI1413B

COMPONENTS AND MATERIALS

**AI13423C · AI1423CS · AI13423B · AI1411C
AI1411CS · AI1411B · AI1413C · AI1413CS · AI1413B**

Rectangular wall anchors.

Concealed wall fixing system.

They come with stainless steel hardware for brick walls supplied.

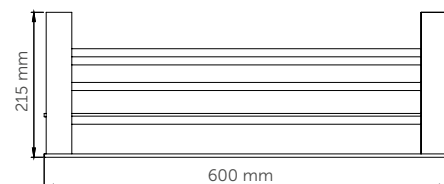
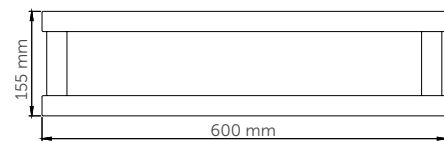
AI1423C · AI1423CS · AI1423B

- 4 rectangular wall anchors.


TECHNICAL SPECIFICATIONS

**AI13423C · AI1423CS · AI13423B · AI1411C
AI1411CS · AI1411B · AI1413C · AI1413CS · AI1413B**


AI1423C · AI1423CS · AI1423B



AI1413C · AI1413CS · AI1413B



AI1411C · AI1411CS · AI1411B



Bathroom accessories

HARMONÍA SERIES

NEW



AI2006C
Double roll holder with shelf
MATERIAL: AISI 304 st. steel
FINISH: bright

AI2006CS
Double roll holder with shelf
MATERIAL: AISI 304 st. steel
FINISH: satin

AI2006B
Double roll holder with shelf
MATERIAL: AISI 304 st. steel
FINISH: black

AI2006B

NEW



AI2005C
Roll holder with shelf
MATERIAL: AISI 304 st. steel
FINISH: bright

AI2005CS
Roll holder with shelf
MATERIAL: AISI 304 st. steel
FINISH: satin

AI2005B
Roll holder with shelf
MATERIAL: AISI 304 st. steel
FINISH: black

AI2005B

NEW



AI1421C
Roll holder
MATERIAL: AISI 304 st. steel
FINISH: bright

AI1421CS
Roll holder
MATERIAL: AISI 304 st. steel
FINISH: satin

AI1421B
Roll holder
MATERIAL: AISI 304 st. steel
FINISH: black

AI1421B

COMPONENTS AND MATERIALS

**AI2006C · AI2006CS · AI2006B · AI2005C
AI2005CS · AI2005B · AI1421C · AI1421CS · AI1421B**

Suitable for most sizes of toilet rolls.

They come with stainless steel hardware for brick walls supplied.

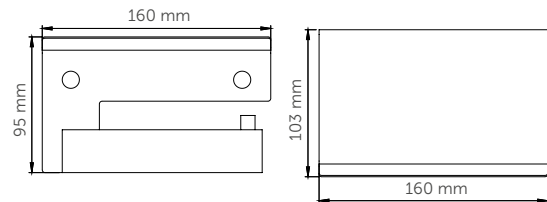
**AI2006C · AI2006CS · AI2006B
AI2005C · AI2005CS · AI2005B**

- Shelf to hold mobile phones or other small objects.

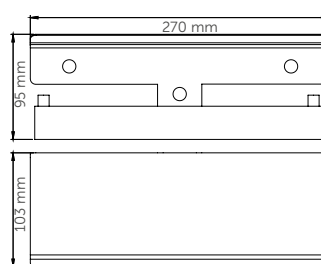
TECHNICAL SPECIFICATIONS

**AI2006C · AI2006CS · AI2006B · AI2005C
AI2005CS · AI2005B · AI1421C · AI1421CS · AI1421B**

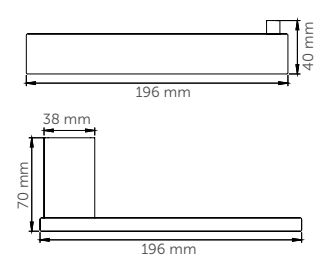
AI2005C · AI2005CS · AI2005B



AI2006C · AI2006CS · AI2006B



AI1421C · AI1421CS · AI1421B



Bathroom accessories

HARMONÍA SERIES

NEW



AI2418B

AI2418C

Double robe hook

MATERIAL: AISI 304 st. steel
FINISH: bright

AI2418CS

Double robe hook

MATERIAL: AISI 304 st. steel
FINISH: satin

AI2418B

Double robe hook

MATERIAL: AISI 304 st. steel
FINISH: black



NEW



AI1418B

AI1418C

Robe hook

MATERIAL: AISI 304 st. steel
FINISH: bright

AI1418CS

Robe hook

MATERIAL: AISI 304 st. steel
FINISH: satin

AI1418B

Robe hook

MATERIAL: AISI 304 st. steel
FINISH: black



NEW



ES1003B

ES1003C

Toilet brush set

MATERIAL: AISI 304 st. steel
FINISH: bright

ES1003CS

Toilet brush set

MATERIAL: AISI 304 st. steel
FINISH: satin

ES1003B

Toilet brush set

MATERIAL: AISI 304 st. steel
FINISH: black



COMPONENTS AND MATERIALS

AI2418C · AI2418CS · AI2418B · AI1418C
AI1418CS · AI1418B · ES1003C · ES1003CS · ES1003B

AI2418C · AI2418CS · AI2418B
AI1418C · AI1418CS · AI1418B

Wall anchors with concealed mounting.

Stainless steel hardware for brick walls supplied.

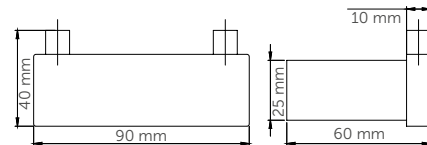
ES1003C · ES1003CS · ES1003B

- The handle of the toilet brush is 28 cm in length which allows you to easily reach and clean the toilet bowl.
- It has a square lid with an airtight seal that protects your hands from stains and splashes.
- Long, soft and dense brush bristles protect the toilet from scratches.
- Easy-to-install wall mounting system.
- Comes with stainless steel hardware for fixing it to a brick wall.

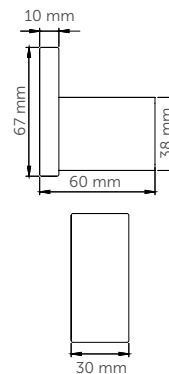
TECHNICAL SPECIFICATIONS

AI2418C · AI2418CS · AI2418B · AI1418C
AI1418CS · AI1418B · ES1003C · ES1003CS · ES1003B

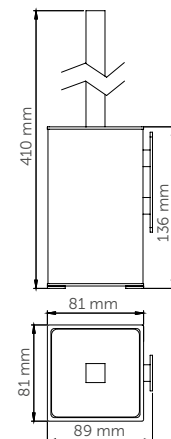
AI2418C · AI2418CS · AI2418B



AI1418C · AI1418CS · AI1418B



AI1003C · AI1003CS · AI1003B



Bathroom accessories

MEDINOX SERIES



AI0040C
Towel shelf with bar
MATERIAL: **AISI 304 st. steel**
FINISH: **bright**

AI0040CS
Towel shelf with bar
MATERIAL: **AISI 304 st. steel**
FINISH: **satín**



AI0030C
Double towel rail
MATERIAL: **AISI 304 st. steel**
FINISH: **bright**

AI0030CS
Double towel rail
MATERIAL: **AISI 304 st. steel**
FINISH: **satín**



AI0020C
Towel rail
MATERIAL: **AISI 304 st. steel**
FINISH: **bright**

AI0020CS
Towel rail
MATERIAL: **AISI 304 st. steel**
FINISH: **satín**

COMPONENTS AND MATERIALS

**AI0040C · AI0040CS · AI0030C
AI0030CS · AI0020C · AI0020CS**

Wall anchors with concealed mounting.

AI0040C / CS · AI0030C / CS · AI0020C / CS

- Cylindrical tube rails.

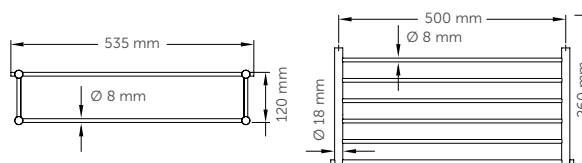
AI0040C · AI0040CS

- Shelf with 6 cylindrical tubes.

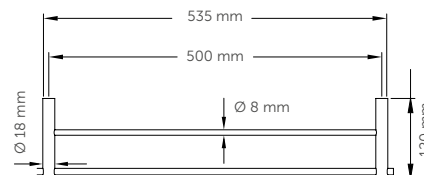
TECHNICAL SPECIFICATIONS

**AI0040C · AI0040CS · AI0030C
AI0030CS · AI0020C · AI0020CS**

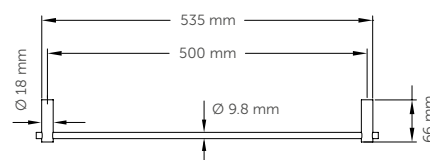
AI0040C · AI0040CS



AI0030C · AI0030CS



AI0020C · AI0020CS



Bathroom accessories

MEDINOX SERIES

**AI0090C**

Towel rail

MATERIAL: AISI 304 st. steel
FINISH: bright

**AI0090CS**

Towel rail

MATERIAL: AISI 304 st. steel
FINISH: satin

**AI0110C**

Towel rail

MATERIAL: AISI 304 st. steel
FINISH: bright

**AI0110CS**

Towel rail

MATERIAL: AISI 304 st. steel
FINISH: satin

**AI0060C**

Shelf

MATERIAL: AISI 304 st. steel
FINISH: bright

**AI0060CS**

Shelf

MATERIAL: AISI 304 st. steel
FINISH: satin

COMPONENTS AND MATERIALS

**AI0090C · AI0090CS · AI0110C
AI0110CS · AI0060C · AI0060CS**

Wall anchors with concealed mounting.

AI0090C · AI0090CS · AI0110C · AI0110CS

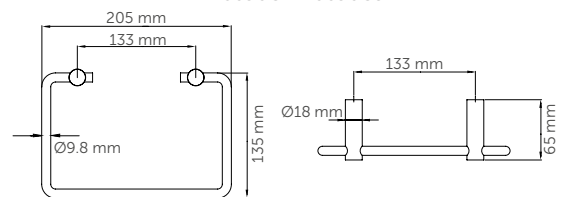
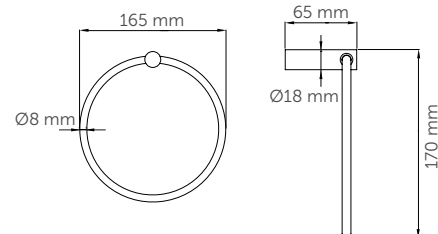
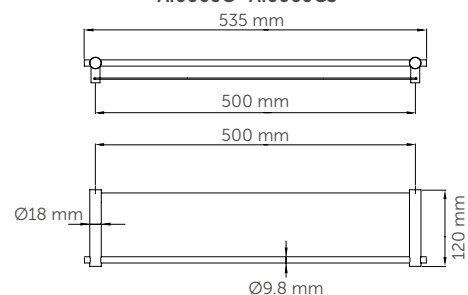
- Cylindrical tube hanger.

AI0060C · AI0060CS

- One-piece shelf, 0.8 mm thick, with rounded corners.
- Cylindrical tube rail.

TECHNICAL SPECIFICATIONS

**AI0090C · AI0090CS · AI0110
AI0110CS · AI0060C · AI0060CS**

AI0090C · AI0090CS**AI0110C · AI0110CS****AI0060C · AI0060CS**

Bathroom accessories

MEDINOX SERIES



AI0140C
Soap basket

MATERIAL: AISI 304 st. steel
FINISH: **bright**

AI0140CS
Soap basket

MATERIAL: AISI 304 st. steel
FINISH: **satin**



AI0160C
Soap basket

MATERIAL: AISI 304 st. steel
FINISH: **bright**

AI0160CS
Soap basket

MATERIAL: AISI 304 st. steel
FINISH: **satin**



AI0050C
Soap dish

MATERIAL: AISI 304 st. steel
FINISH: **bright**

AI0050CS
Soap dish

MATERIAL: AISI 304 st. steel
FINISH: **satin**

COMPONENTS AND MATERIALS

**AI0140C · AI0140CS · AI0160
AI0160CS · AI0050C · AI0050CS**

Wall anchors with concealed mounting.

AI0140C · AI0140CS · AI0160C · AI0160CS

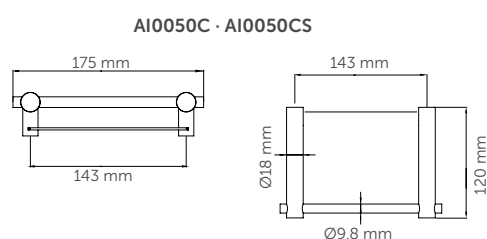
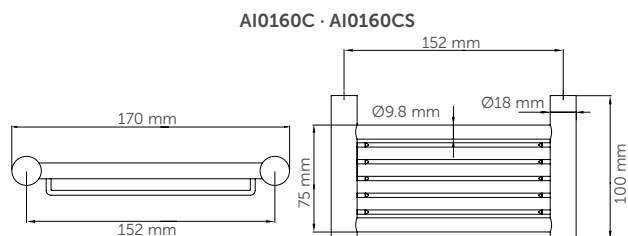
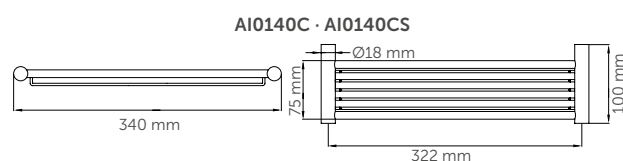
- Tray of 5 cylindrical rods.

AI0050C · AI0050CS

- One-piece tray, 0.8 mm thick, with rounded corners.

TECHNICAL SPECIFICATIONS

**AI0140C · AI0140CS · AI0160C
AI0160CS · AI0050C · AI0050CS**



Bathroom accessories

MEDINOX SERIES



AI0080C
Roll holder with cover



MATERIAL: AISI 304 st. steel
FINISH: bright

AI0080CS
Roll holder with cover

MATERIAL: AISI 304 st. steel
FINISH: satin



AI0070C
Roll holders



MATERIAL: AISI 304 st. steel
FINISH: bright

AI0070CS
Roll holders

MATERIAL: AISI 304 st. steel
FINISH: satin



AI0100C
Spare roll holder



MATERIAL: AISI 304 st. steel
FINISH: bright

AI0100CS
Spare roll holder

MATERIAL: AISI 304 st. steel
FINISH: satin

COMPONENTS AND MATERIALS

AI0080C · AI0080CS · AI0070C
AI0070CS · AI0100C · AI0100CS

- Wall anchors with concealed mounting.

AI0080C / CS · AI0070C / CS · AI0100C / CS

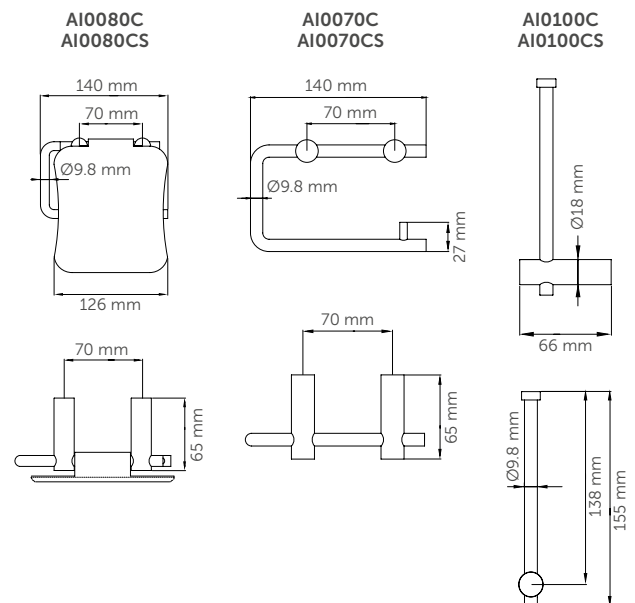
- Cylindrical tube shaft.

AI0080C · AI0080CS

- One-piece cover, 0.8 mm thick.

TECHNICAL SPECIFICATIONS

AI0080C · AI0080CS · AI0070C
AI0070CS · AI0100C · AI0100CS



Bathroom accessories

MEDINOX SERIES



ES0965C
Toilet brush set

MATERIAL: **AISI 304 st. steel**
FINISH: **bright**

ES0965CS
Toilet brush set

MATERIAL: **AISI 304 st. steel**
FINISH: **satin**



AI0010C
Robe hook

MATERIAL: **AISI 304 st. steel**
FINISH: **bright**

AI0010CS
Robe hook

MATERIAL: **AISI 304 st. steel**
FINISH: **satin**

COMPONENTS AND MATERIALS

ES0965C · ES0965CS · AI0010C · AI0010CS

ES0965C · ES0965CS

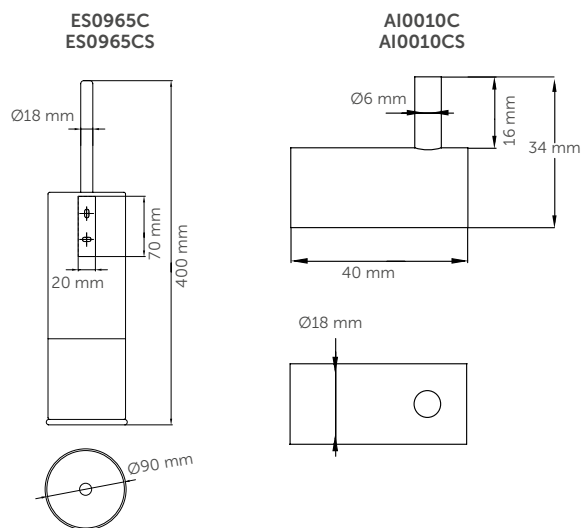
- Sisal fibre brush.
- Assembly plate for fixing to the wall.

AI0010C · AI0010CS

- Wall anchor with concealed mounting.

TECHNICAL SPECIFICATIONS

ES0965C · ES0965CS · AI0010C · AI0010CS



Bathroom accessories

MEDISTEEL SERIES



AI0710C
Towel shelf with bar



MATERIAL: AISI 304 st. steel
FINISH: bright

AI0710CS
Towel shelf with bar

MATERIAL: AISI 304 st. steel
FINISH: satin



AI0184C
Towel rail



MATERIAL: AISI 304 st. steel
FINISH: bright

AI0184CS
Towel rail
MATERIAL: AISI 304 st. steel
FINISH: satin

OPTIONAL

AI0184B
Towel rail
UPON REQUEST
MATERIAL: AISI 304 st. steel
FINISH: matte black



AI0115C
Towel rail



MATERIAL: AISI 304 st. steel
FINISH: bright

AI0115CS
Towel rail
MATERIAL: AISI 304 st. steel
FINISH: satin

OPTIONAL

AI0115B
Towel rail
UPON REQUEST
MATERIAL: AISI 304 st. steel
FINISH: matte black

COMPONENTS AND MATERIALS

AI0710C · AI0710CS · AI0184C · AI0184CS
AI010184B · AI0115C · AI0115CS · AI0115B

AI0710C / CS · AI0184C / CS · AI0115C / CS

- Wall anchor with snap flange cover.

AI0710C · AI0710CS

- Shelf made up of 4 cylindrical tubes.
- Cylindrical rail.

AI0184C · AI0184CS · AI010184B

- Cylindrical tube rail.

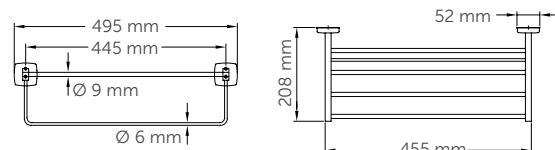
AI0115C · AI0115CS · AI0115B

- Cylindrical tube hanger.

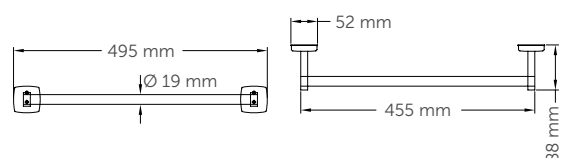
TECHNICAL SPECIFICATIONS

AI0710C · AI0710CS · AI0184C · AI0184CS
AI010184B · AI0115C · AI0115CS · AI0115B

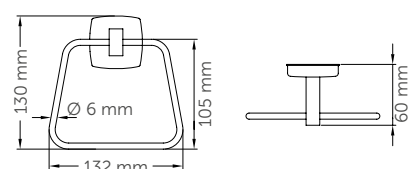
AI0710C · AI0710CS



AI0184C · AI0184CS · AI010184B



AI0115C · AI0115CS · AI0115B



Bathroom accessories

MEDISTEEL SERIES



AI0720C
Shelf

MATERIAL: AISI 304 st. steel
FINISH: bright

AI0720CS
Shelf

MATERIAL: AISI 304 st. steel
FINISH: satin

OPTIONAL AI0720B
Shelf
UPON REQUEST
MATERIAL: AISI 304 st. steel
FINISH: matte black



AI0118C
Soap dish

MATERIAL: AISI 304 st. steel
FINISH: bright

AI0118CS
Soap dish

MATERIAL: AISI 304 st. steel
FINISH: satin

OPTIONAL AI0118B
Soap dish
UPON REQUEST
MATERIAL: AISI 304 st. steel
FINISH: matte black



AI0985C
Tissue dispenser

MATERIAL: AISI 304 st. steel
FINISH: bright

AI0985CS
Tissue dispenser

MATERIAL: AISI 304 st. steel
FINISH: satin

OPTIONAL AI0985B
Tissue dispenser
UPON REQUEST
MATERIAL: AISI 304 st. steel
FINISH: matte black

COMPONENTS AND MATERIALS

**AI0720C · AI0720CS · AI0720B · AI0118C · AI0118CS
AI0118B · AI0985C · AI0985CS · AI0985B**

AI0720C · AI0720CS · AI0720B

- One-piece shelf, 0.8 mm thick, with rounded corners.
- Wall anchor with snap flange cover.

AI0118C · AI0118CS · AI0118B

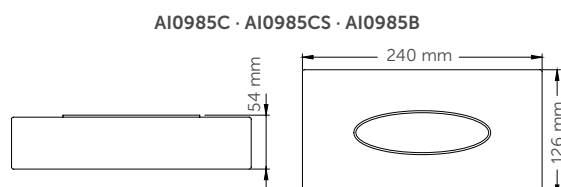
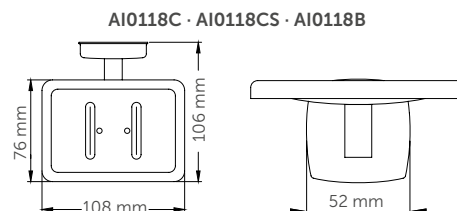
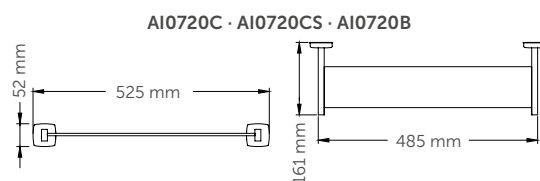
- Tray with 2 channels for holding the bar of soap and 2 drainage holes.
- Wall anchor with snap flange cover.

AI0985C · AI0985CS · AI0985B

- Hidden lock for refilling.

TECHNICAL SPECIFICATIONS

**AI0720C · AI0720CS · AI0720B · AI0118C · AI0118CS
AI0118B · AI0985C · AI0985CS · AI0985B**



Bathroom accessories

MEDISTEEL SERIES



AI0310C
Roll holder with cover



MATERIAL: AISI 304 st. steel
FINISH: bright

AI0310CS
Roll holder with cover

MATERIAL: AISI 304 st. steel
FINISH: satin

OPTIONAL AI0310B
Roll holder with cover
UPON REQUEST
MATERIAL: AISI 304 st. steel
FINISH: matte black



AIE310C
Roll holder with cover,
recessed



MATERIAL: AISI 304 st. steel
FINISH: bright

AIE310CS
Roll holder with cover,
recessed

MATERIAL: AISI 304 st. steel
FINISH: satin



AI0320C
Double roll holder
with cover



MATERIAL: AISI 304 st. steel
FINISH: bright

AI0320CS
Double roll holder with cover

MATERIAL: AISI 304 st. steel
FINISH: satin

OPTIONAL AI0320B
Double roll holder with cover
UPON REQUEST
MATERIAL: AISI 304 st. steel
FINISH: matte black



AIE320C
Double roll holder
with cover, recessed



MATERIAL: AISI 304 st. steel
FINISH: bright

AIE320CS
Double roll holder with cover,
recessed

MATERIAL: AISI 304 st. steel
FINISH: satin

COMPONENTS AND MATERIALS

AI0310C · AI0310CS · AI0310B · AIE310C · AIE310CS
AI0320C · AI0320CS · AI0320B · AIE320C · AIE320CS

Single-piece body.

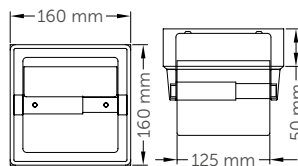
High-strength chromed plastic spindle.

Chrome-plated zamak spindle arms.

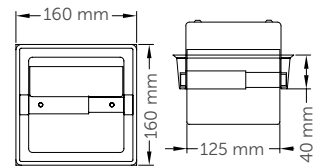
TECHNICAL SPECIFICATIONS

AI0310C · AI0310CS · AI0310B · AIE310C · AIE310CS
AI0320C · AI0320CS · AI0320B · AIE320C · AIE320CS

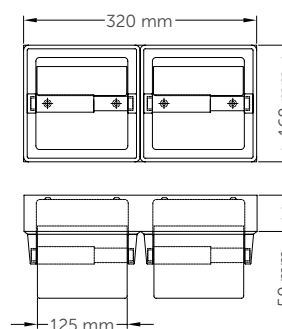
AI0310C · AI0310CS · AI0310B



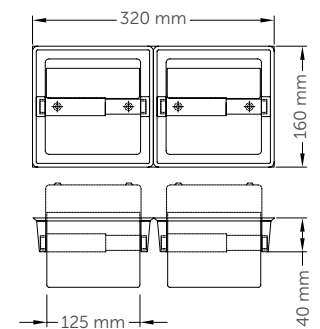
AIE310C · AIE310CS



AI0320C · AI0320CS · AI0320B



AIE320C · AIE320CS



Bathroom accessories

MEDISTEEL SERIES



AI0129C
Roll holder with cover

MATERIAL: **AISI 304 st. steel**
FINISH: **bright**

AI0129CS
Roll holder with cover

MATERIAL: **AISI 304 st. steel**
FINISH: **satin**

OPTIONAL AI0129B
Roll holder with cover
UPON REQUEST

MATERIAL: **AISI 304 st. steel**
FINISH: **matte black**



AI0113C
Roll holders

MATERIAL: **AISI 304 st. steel**
FINISH: **bright**

AI0113CS
Roll holders

MATERIAL: **AISI 304 st. steel**
FINISH: **satin**

OPTIONAL AI0113B
Roll holders
UPON REQUEST

MATERIAL: **AISI 304 st. steel**
FINISH: **matte black**



AI0968C
Spare roll holder

MATERIAL: **AISI 304 st. steel**
FINISH: **bright**

AI0968CS
Spare roll holder

MATERIAL: **AISI 304 st. steel**
FINISH: **satin**

COMPONENTS AND MATERIALS

**AI0129C · AI0129CS · AI0129B · AI0113C
AI0113CS · AI0113B · AI0968C · AI0968CS**

AI0129C · AI0129CS · AI0129B

- Single-piece body.
- White plastic spindle.

AI0113C · AI0113CS · AI0113B

- Wall anchor with snap flange cover.
- Chromed plastic spindle.

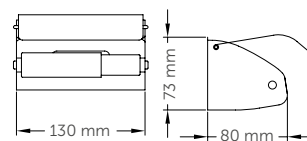
AI0968C · AI0968CS

- Tube spindle with snap flange cover.
- Chromed plastic stop.

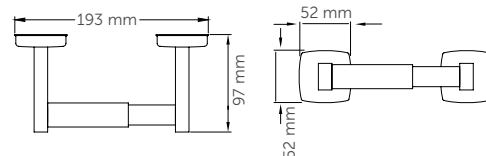
TECHNICAL SPECIFICATIONS

**AI0129C · AI0129CS · AI0129B · AI0113C
AI0113CS · AI0113B · AI0968C · AI0968CS**

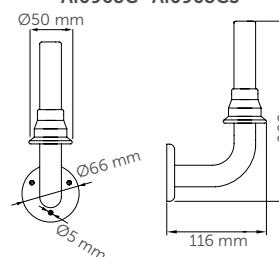
AI0129C · AI0129CS · AI0129B



AI0113C · AI0113CS · AI0113B



AI0968C · AI0968CS



Bathroom accessories

MEDISTEEL SERIES



AI0036C
Double robe hook

MATERIAL: AISI 304 st. steel
FINISH: bright

AI0036CS
Double robe hook

MATERIAL: AISI 304 st. steel
FINISH: satin

NEW AI0036B
Double robe hook
UPON REQUEST
MATERIAL: AISI 304 st. steel
FINISH: matte black



AI0033C
Robe hook

MATERIAL: AISI 304 st. steel
FINISH: bright

AI0033CS
Robe hook

MATERIAL: AISI 304 st. steel
FINISH: satin

NEW AI0033B
Robe hook
UPON REQUEST
MATERIAL: AISI 304 st. steel
FINISH: matte black



ES0968C
Toilet brush set

MATERIAL: AISI 304 st. steel
FINISH: bright

ES0968CS
Toilet brush set

MATERIAL: AISI 304 st. steel
FINISH: satin

COMPONENTS AND MATERIALS

AI0036C · AI0036CS · AI0033C · AI0033CS
AI0036B · ES0968C · ES0968CS · AI0033B

AI0036C · AI0036CS · AI0033C · AI0033CS · AI0036B

- Wall anchor with snap flange cover.

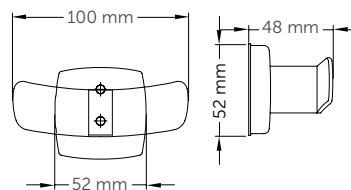
ES0968C · ES0968CS · AI0033B

- Sisal fibre brush.
- Assembly plate to the wal fixing.

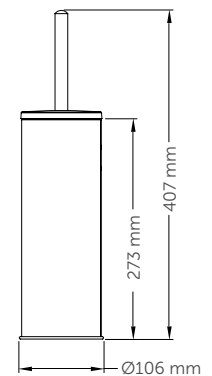
TECHNICAL SPECIFICATIONS

AI0036C · AI0036CS · AI0033C · AI0033CS
AI0036B · ES0968C · ES0968CS · AI0033B

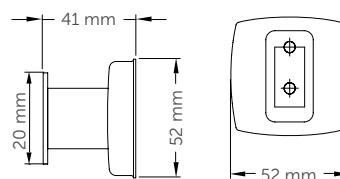
AI0036C · AI0036CS · AI0036B



ES0968C · ES0968CS



AI0033C · AI0033CS · AI0033B



Bathroom accessories

MEDISTEEL SERIES



AI0170C
Magnifying mirror

MATERIAL: **AISI 304 st. steel**
FINISH: **bright**



AI0910C
Retractable clothes line

MATERIAL: **AISI 304 st. steel**
FINISH: **bright**



PP0162C
Ashtray

MATERIAL: **AISI 304 st. steel**
FINISH: **bright**

PP0162CS
Ashtray

MATERIAL: **AISI 304 st. steel**
FINISH: **satin**



PP0104CS
Ashtray

MATERIAL: **AISI 304 st. steel**
FINISH: **satin**

COMPONENTS AND MATERIALS

AI0170C · AI0910C
PP0162C · PP0162CS · PP0104CS

AI070C

- Guide for height adjustment.
- Reversible mirror, normal and 3x magnification.
- Extendable double bracket, up to 410 mm.

AI0910C

- Retaining wall anchor.
- Fixed to the wall with two screws.

PP0162C · PP0162CS

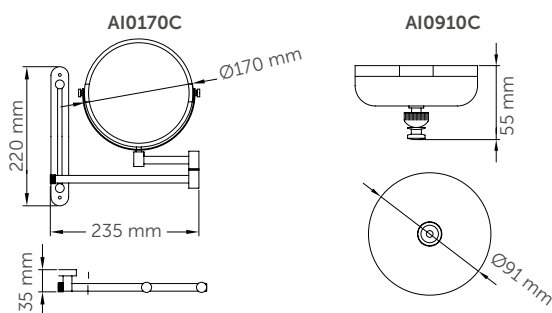
- Pivoting container that allows emptying without removing the frame. Fixed to the body by means of a hinge.

PP0104CS

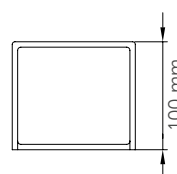
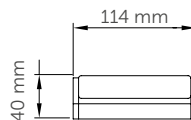
- Pull-out container for emptying.

TECHNICAL SPECIFICATIONS

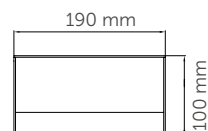
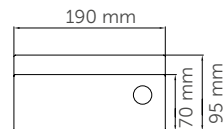
AI0170C · AI0910C
PP0162C · PP0162CS · PP0104CS



PP0162C · PP0162CS



PP0104CS



Bathroom accessories

MEDICROM SERIES



AC0959C
Towel shelf with bar

MATERIAL: **chrome-plated brass**
FINISH: **bright**



AC0973C
Grab bar / towel rail
658 mm

AC0974C
Grab bar / towel rail
528 mm

AC0950C
Grab bar / towel rail
305 mm

MATERIAL: **chrome-plated brass**
FINISH: **bright**



AC0961C
Towel rail

MATERIAL: **chrome-plated brass**
FINISH: **bright**

COMPONENTS AND MATERIALS

AC0959C · AC0973C · AC0974C · AC0950C · AC0961C

AC0959C · AC0973C · AC0974C · AC0950C · AC0961C

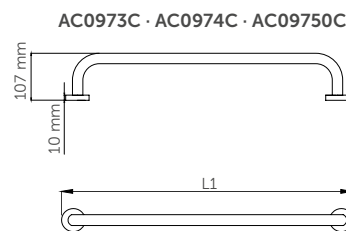
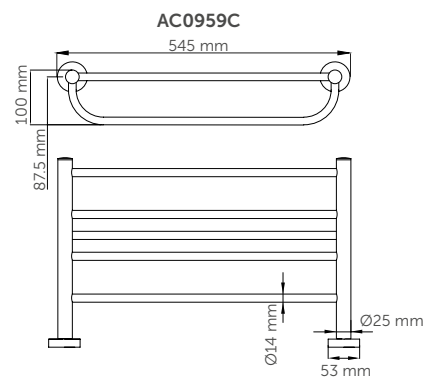
- Bar with snap flange cover.

AC0959C

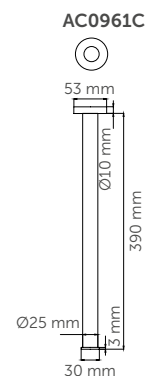
- Shelf made up of 4 cylindrical tubes.

TECHNICAL SPECIFICATIONS

AC0959C · AC0973C · AC0974C · AC0950C · AC0961C



L1:
AC0973C: 658 mm
AC0974C: 528 mm
AC0950C: 305 mm



Bathroom accessories

MEDICROM SERIES



AC0978C
Towel rail Ø200 mm

AC0979C
Towel rail Ø170 mm

MATERIAL: **chrome-plated brass**
FINISH: **bright**



AC0956C
Grab bar

MATERIAL: **chrome-plated brass**
FINISH: **bright**



AC0957C
Grab bar with soap dish

MATERIAL: **chrome-plated brass**
FINISH: **bright**

COMPONENTS AND MATERIALS AC0978C · AC0979C · AC0956C · AC0957C

AC0978C · AC0979C

- Wall anchor with snap flange cover.

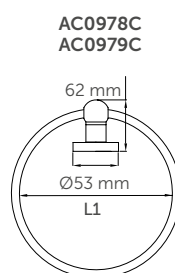
AC0956C

- Bar with snap flange cover.

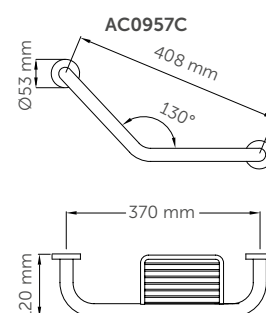
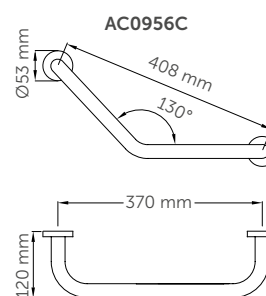
AC0957C

- Bar with snap flange cover.
- Cylindrical rod tray.
- Chrome-plated with protection of 9.8 µm nickel and 0.3-0.4 µm chromium.

TECHNICAL SPECIFICATIONS AC0978C · AC0979C · AC0956C · AC0957C



L1:
AC0978C: Ø200 mm
AC0979C: Ø170 mm



Bathroom accessories

MEDICROM SERIES



COMPONENTS AND MATERIALS

AC0962C · AC0963C · AC0964C · AC0780C · AC0083C

AC0962C · AC0963C · AC0964C · AC0780C · AC0083C

- Chrome-plated with protection of 9.8 µm nickel and 0.3–0.4 µm chromium.

AC0962C · AC0963C

- Cylindrical rod tray.
- Wall anchor with snap flange cover.

AC0964C

- Cylindrical rod tray.

AC0780C

- Glass shelf.
- Wall anchor with snap flange cover.

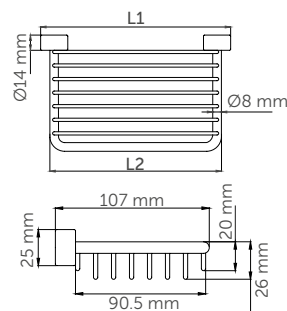
AC0083C

- Hidden lock for refilling.

TECHNICAL SPECIFICATIONS

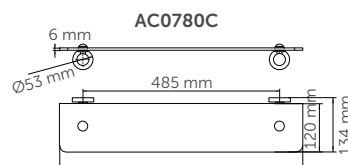
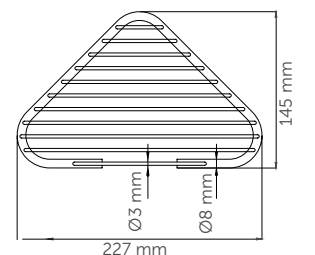
AC0962C · AC0963C · AC0964C · AC0780C · AC0083C

AC0962C · AC0963C

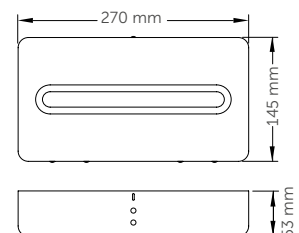


L1: AC0962C: 175 mm
AC0963C: 264 mm
L2: AC0962C: 158 mm
AC0963C: 248 mm

AC0964C



AC0083C



Bathroom accessories

MEDICROM SERIES



AC0967C
Roll holder with cover

MATERIAL: **chrome-plated brass**
FINISH: **bright**



AC0970C
Spare roll holder

MATERIAL: **chrome-plated brass**
FINISH: **bright**



AC0966C
Robe hook

MATERIAL: **chrome-plated brass**
FINISH: **bright**

COMPONENTS AND MATERIALS AC0967C · AC0970C · AC0966C

AC0967C

- Single-piece cover.
- White thermoplastic shaft.

AC0970C

- Shaft with stopper.
- Wall anchor with snap flange cover.

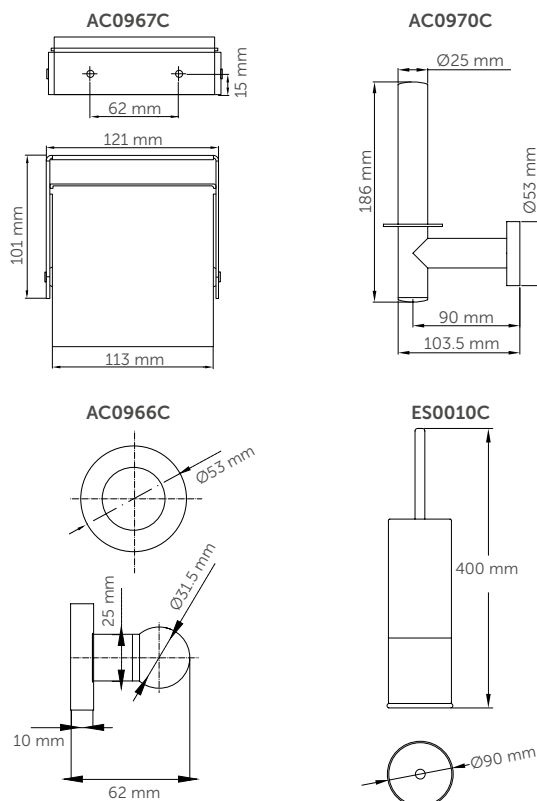
AC0966C

- Wall anchor with snap flange cover.

AC0967C · AC0970C · AC0966C · ES0010C

- Chrome-plated with protection of 9.8 μm nickel and 0.3–0.4 μm chromium.

TECHNICAL SPECIFICATIONS AC0967C · AC0970C · AC0966C



Bathroom accessories

TOILET BRUSH HOLDERS



COMPONENTS AND MATERIALS ES0010 · ES0010B · ES0010C

Sisal toilet brush.

Wall-mounting plate.

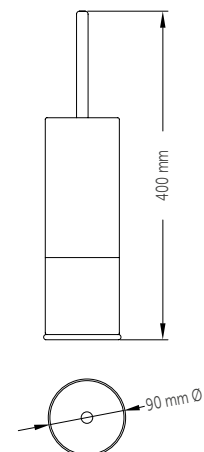
TECHNICAL SPECIFICATIONS ES0010 · ES0010B

Body thickness 2 mm

ES0010C


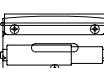

Body thickness 1 mm

ES0010 - ES0010C - ES0010B



Bathroom accessories

TABLE

	MODEL					SUITABLE FOR			
		Black stainless steel	Bright stainless steel	Satin stainless steel	Chrome-plated brass	Gyms Schools Offices	Hospitals Health care centres	Airports Leisure spaces	Hotels / Other accommodation
	AURA LINE	●	●	●		●	●	●	●
	HARMONÍA LINE	●	●	●		●	●	●	●
	MEDINOX LINE		●	●		●	●	●	●
	MEDISTEEL LINE*		●	●		●	●	●	●
	AI0184	●	●	●		●	●		●
	AI0115	●	●	●		●	●		●
	AI0720	●	●	●		●	●		●
	AI0118	●	●	●		●	●		●
	AI0985	●	●	●		●	●	●	●
	AI0310	●	●	●		●	●		●
	AI0320	●	●	●		●	●		●
	AI0129	●	●	●		●	●		●
	AI0113	●	●	●		●	●		●
	AI0036	●	●	●		●	●		●
	AI0033	●	●	●		●	●		●
	AI0170C		●			●	●		●
	AI0910C		●				●		●
	MEDICROM LINE				●	●	●	●	●

MEDISTEEL LINE*

All the products in this line are available in satin and bright finish, except for those listed in the table, which are also available in black or only bright finish.

10

So that you never
lose your way

SIGNAGE



Finding your way was never so easy



SIGNAGE

- » Mediclinics offers a wide range of signs, produced in brushed stainless steel, to provide guidance in public places.
- » Easily understood pictograms with an up-to-date design that are easily integrated into any location that requires them.
- » Easy to install, our sign plates are supplied with strong adhesive, ready to be applied on any smooth surface.

 <p>PS0001CS Unisex toilet</p> <p>MATERIAL: st. steel FINISH: satin</p>	 <p>PS0002CS Women's toilet</p> <p>MATERIAL: st. steel FINISH: satin</p>	 <p>PS0003CS Men's toilet</p> <p>MATERIAL: st. steel FINISH: satin</p>	 <p>PS0004CS Accessible toilet</p> <p>MATERIAL: st. steel FINISH: satin</p>
 <p>PS0005CS Changing station</p> <p>MATERIAL: st. steel FINISH: satin</p>	 <p>PS0006CS Breast-feeding area</p> <p>MATERIAL: st. steel FINISH: satin</p>	 <p>PS0007CS Men's showers</p> <p>MATERIAL: st. steel FINISH: satin</p>	 <p>PS0008CS Silence</p> <p>MATERIAL: st. steel FINISH: satin</p>
 <p>PS0009CS No smoking</p> <p>MATERIAL: st. steel FINISH: satin</p>	 <p>PS0010CS Mobile phone use prohibited</p> <p>MATERIAL: st. steel FINISH: satin</p>		

COMPONENTS AND MATERIALS

PS0001CS · PS0002CS · PS0003CS · PS0004CS
PS0005CS · PS0006CS · PS0007CS · PS0008CS
PS0009CS · PS0010CS

Fixed to the wall by means of a high-tack adhesive applied to the back of the sign.

TECHNICAL SPECIFICATIONS

PS0001CS · PS0002CS · PS0003CS · PS0004CS
PS0005CS · PS0006CS · PS0007CS · PS0008CS
PS0009CS · PS0010CS

Dimensions	Ø116 mm
Thickness	0.5 mm

11

On an equal
footing

**GRAB BARS AND
OTHER TECHNICAL
MOBILITY AIDS**



WEL
CO
ME

Functional solutions that make the bathroom a completely safe and accessible place for everyone.

GRAB BARS FOR TOILETS AND OTHER TECHNICAL MOBILITY AIDS

- » A wide selection of grab bars and technical mobility aids, manufactured in different materials and finishes to improve quality of life.
- » Grab bar and shower chair lines that are ergonomically and functionally designed to overcome limitations in the bathroom.
- » Product portfolio with a wide range of mirrors, shower trays, toilets, washbasins, baths and armrests created and designed to allow the bathroom to be used in complete safety and with full independence.

Grab bars and other technical aids

MEDINOX,
BLACK / WHITE AISI 201
STAINLESS STEEL BARS

NEW



BR2300B
length: 390 mm

BR2400B
length: 540 mm

BR2600B
length: 695 mm

straight
MATERIAL: AISI 201 st. steel
FINISH: **matte black epoxy**

NEW



BR2300
length: 390 mm

BR2400
length: 540 mm

BR2600
length: 695 mm

straight
MATERIAL: AISI 201 st. steel
FINISH: **white epoxy**

COMPONENTS AND MATERIALS

**BR2300B · BR2300 · BR2400B
BR2400 · BR2600B · BR2600**

The bending process ensures a uniform diameter in the curves.

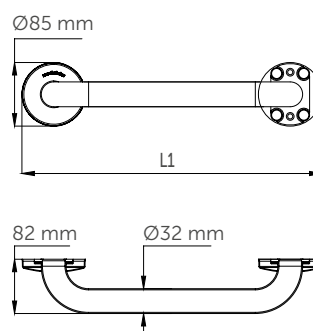
Stainless steel hardware for brick walls supplied.

The weight that the bar can bear depends on the type of wall and the fixings used.

TECHNICAL SPECIFICATIONS

**BR2300B · BR2300 · BR2400B
BR2400 · BR2600B · BR2600**

Bar	Ø32 mm
Snap flange cover	Ø85 mm



L1:

BR2300B · BR2300: 390 mm
BR2400B · BR2400: 540 mm
BR2600B · BR2600: 695 mm

Maxim load: after applying vertical forces to the ground: 150 kg.

Mediclinics cannot to be held responsible for any improper installation or misuse

Grab bars and other technical aids

MEDINOX,
BLACK / WHITE AISI 201
STAINLESS STEEL BARS



COMPONENTS AND MATERIALS

BG2800B · BG2800 · BGC2710B · BGC2710

Roll holder hook.

Safety system that locks the bar in a vertical position to prevent it from dropping accidentally.

Swivel point reinforced with double tubing for maximum strength.

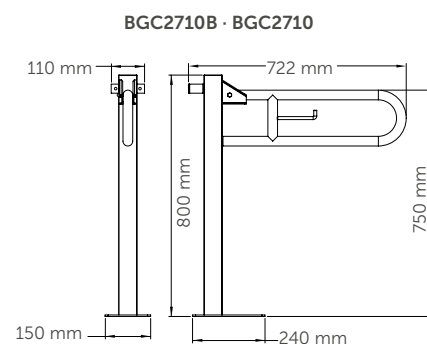
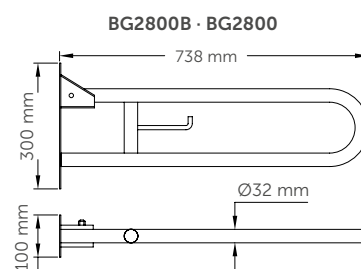
The weight that the bar can bear depends on the type of surface and the fixings used.

Stainless steel hardware for brick walls supplied.

TECHNICAL SPECIFICATIONS

BG2800B · BG2800 · BGC2710B · BGC2710

Bar \varnothing 32 mm



Maxim load: after applying vertical forces to the ground: 150 kg.

Mediclinics cannot to be held responsible for any improper installation or misuse

Grab bars and other technical aids

MEDINOX,
BLACK / WHITE AISI 201
STAINLESS STEEL BARS

NEW

BD2700B
angled on 2 walls
with 3 anchor points



1

NEW

BD2700
angled on 2 walls
with 3 anchor points



1

MATERIAL: AISI 201 st. steel
FINISH: white epoxy

NEW

BA2130B
130° angle



1

MATERIAL: AISI 201 st. steel
FINISH: matte black epoxy

NEW

BA2130
130° angle



1

MATERIAL: AISI 201 st. steel
FINISH: white epoxy

COMPONENTS AND MATERIALS

BD2700B · BD2700 · BA2130B · BA2120

Single-piece structure, which gives it more stability and prevents the accumulation of dirt.

Snap flange cover for concealed mounting.

Stainless steel hardware for brick walls supplied.

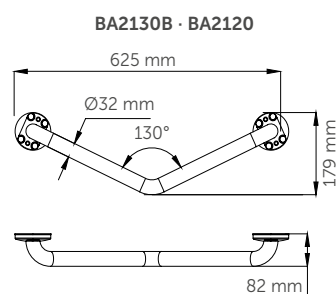
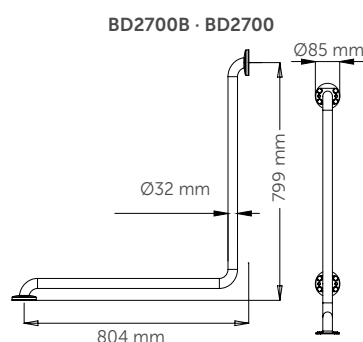
The weight that the bar can bear depends on the type of surface and the fixings used.

TECHNICAL SPECIFICATIONS

BD2700B · BD2700 · BA2130B · BA2130

Bar Ø32 mm

Snap flange cover Ø85 mm




Maxim load: after applying vertical forces to the ground: 150 kg.

Mediclinics cannot be held responsible for any improper installation or misuse

Grab bars and other technical aids

MEDINOX,
GLOSS / SATIN AISI 304
STAINLESS STEEL BARS



BR0300C
length: 387 mm

BR0400C
length: 537 mm


BR0600C
length: 692 mm

BR0750C
length: 842 mm

BR0900CS
length: 997 mm

BR1200C
length: 1,200 mm

straight
MATERIAL: AISI 304 st. steel
FINISH: bright



BR0300CS
length: 387 mm

BR0400CS
length: 537 mm

BR0600CS
length: 692 mm

BR0750CS
length: 842 mm

BR0900CS
length: 997 mm

BR1200CS
length: 1200 mm

straight
MATERIAL: AISI 304 st. steel
FINISH: satin

COMPONENTS AND MATERIALS

**BR0300C/CS · BR0400C/CS · BR0600C/CS
BR0750C/CS · BR0900C/CS · BR1200C/CS**

The bending process ensures a uniform diameter in the curves.

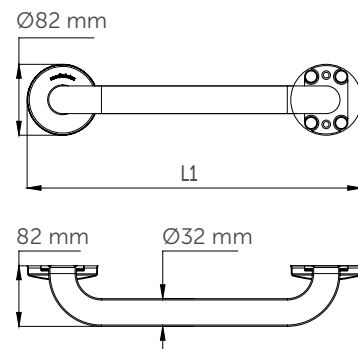
Stainless steel hardware for brick walls supplied.

The weight that the bar can bear depends on the type of surface and the fixings used.

TECHNICAL SPECIFICATIONS

**BR0300C/CS · BR0400C/CS · BR0600C/CS
BR0750C/CS · BR0900C/CS · BR1200C/CS**

Bar	Ø32 mm
Snap flange cover	Ø82 mm



L1:

BR0300C · BR0300CS:	387 mm
BR0400C · BR0400CS:	537 mm
BR0600C · BR0600CS:	692 mm
BR0750C · BR0750CS:	842 mm
BR0900C · BR0900CS:	997 mm
BR1200C · BR1200CS:	1,200 mm

Maxim load: after applying vertical forces to the ground: 150 kg.

Mediclinics cannot be held responsible for any improper installation or misuse

Grab bars and other technical aids

MEDINOX,
GLOSS / SATIN AISI 304
STAINLESS STEEL BARS



COMPONENTS AND MATERIALS

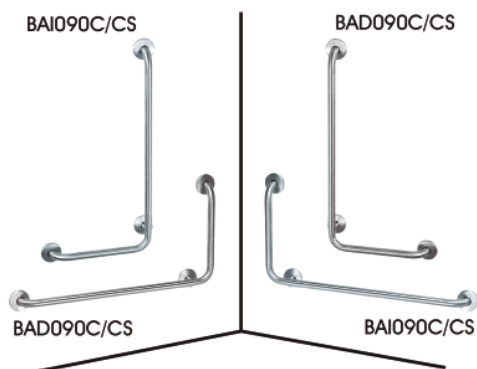
BAI090C · BAI090CS · BAD090C · BAD090CS

The bending process ensures a uniform diameter in the curves.

Stainless steel hardware for brick walls supplied.

The weight that the bar can bear depends on the type of surface and the fixings used.

Example placement:

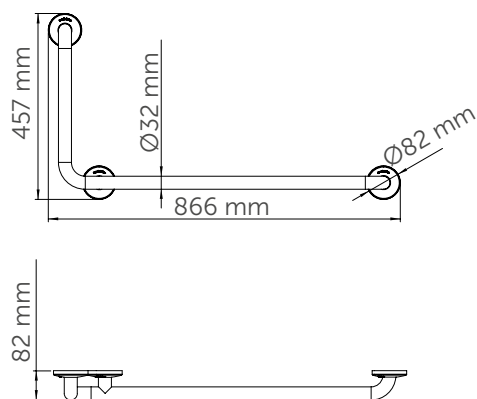


TECHNICAL SPECIFICATIONS

BAI090C · BAI090CS · BAD090C · BAD090CS

Bar	Ø32 mm
Snap flange cover	Ø82 mm

BAI090CS · BAD090CS



Maxim load: after applying vertical forces to the ground: 150 kg.

Mediclinics cannot to be held responsible for any improper installation or misuse

Grab bars and other technical aids

MEDINOX,
GLOSS / SATIN AISI 304
STAINLESS STEEL BARS



COMPONENTS AND MATERIALS

BG0900CS · BG0800C · BG0800CS · BG0850CS

Roll holder hook.

Safety system that locks the bar in a vertical position to prevent it from dropping accidentally.

Stainless steel hardware for brick walls supplied.

The weight that the bar can bear depends on the type of surface and the fixings used.

BG0900CS · BG0800C · BG0800CS · BG0850CS

- Reinforced swivel tube for maximum strength.

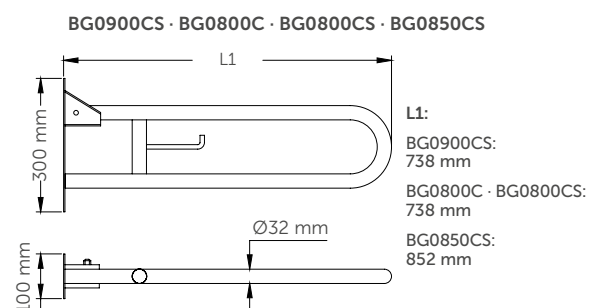
BG0900CS

- Three brake positions that prevent the bar from dropping accidentally.

TECHNICAL SPECIFICATIONS

BG0900CS · BG0800C · BG0800CS · BG0850CS

Bar Ø32 mm



Maxim load: after applying vertical forces to the ground: 150 kg.

Mediclinics cannot to be held responsible for any improper installation or misuse

Grab bars and other technical aids

MEDINOX,
GLOSS / SATIN AISI 304
STAINLESS STEEL BARS



BGC710C
vertical drop-down with fixed column

MATERIAL: AISI 304 st. steel
FINISH: bright



BGC710CS
vertical drop-down with fixed column

MATERIAL: AISI 304 st. steel
FINISH: satin



BGA0820C
vertical drop-down with floor support

MATERIAL: AISI 304 st. steel
FINISH: bright



BGA0820CS
vertical drop-down with floor support

MATERIAL: AISI 304 st. steel
FINISH: satin

COMPONENTS AND MATERIALS

BGC710C · BGC710CS · BGA0820C · BGA0820CS

Roll holder hook.

Safety system that locks the bar in a vertical position to prevent it from dropping accidentally.

Stainless steel hardware for brick walls supplied.

The weight that the bar can bear depends on the type of surface and the fixings used.

BGC710C · BGC710CS

- Reinforced swivel tube for maximum strength.

BGA0820C · BGA0820CS

- Opening system that moves the support to the floor to direct the bar downwards.

Maxim load: after applying vertical forces to the ground: 150 kg.

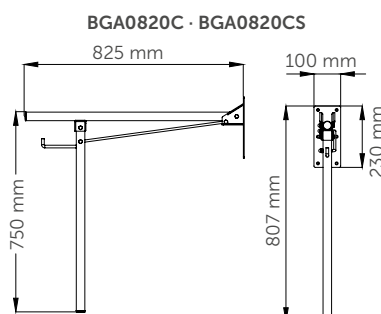
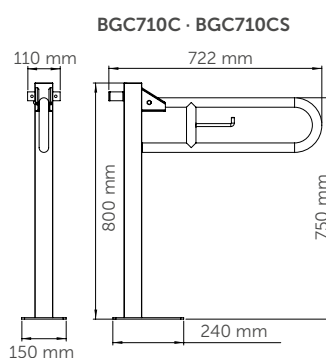
Mediclinics cannot to be held responsible for any improper installation or misuse

TECHNICAL SPECIFICATIONS

BGC710C · BGC710CS · BGA0820C · BGA0820CS

BG0800C · BG710C · BGA0820C

Bar Ø32 mm



Grab bars and other technical aids

MEDINOX,
GLOSS / SATIN AISI 304
STAINLESS STEEL BARS



COMPONENTS AND MATERIALS BS0010C · BS0010CS · BG0089CS

Stainless steel hardware for brick walls supplied.

The weight that the bar can bear depends on the type of surface and the fixings used.

BS0010C · BS0010CS

- Snap flange cover for concealed mounting.
- Fitted to floor in a 96 mm recess.

TECHNICAL SPECIFICATIONS BS0010C · BS0010CS · BG0089CS

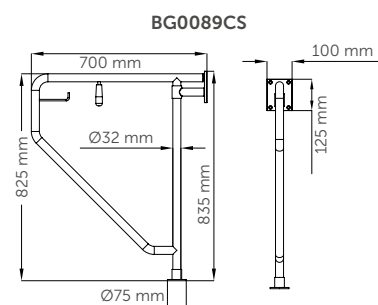
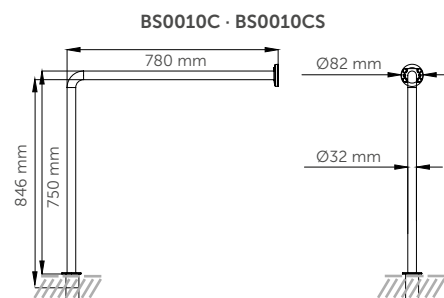
BS0010C · BS0010CS

Bar
Ø32 mm

Snap flange cover
Ø82 mm

BG0089CS

Bar
Ø32 mm



Maxim load: after applying vertical forces to the ground: 150 kg.

Mediclinics cannot to be held responsible for any improper installation or misuse

Grab bars and other technical aids

MEDINOX,
GLOSS / SATIN AISI 304
STAINLESS STEEL BARS



BSI020C
wall/floor
3 anchoring points

MATERIAL: AISI 304 st. steel
FINISH: bright



BSI020CS
wall/floor
3 anchoring points

MATERIAL: AISI 304 st. steel
FINISH: satin



BSD020C
wall/floor
3 anchoring points

MATERIAL: AISI 304 st. steel
FINISH: bright



BSD020CS
wall/floor
3 anchoring points

MATERIAL: AISI 304 st. steel
FINISH: satin

COMPONENTS AND MATERIALS

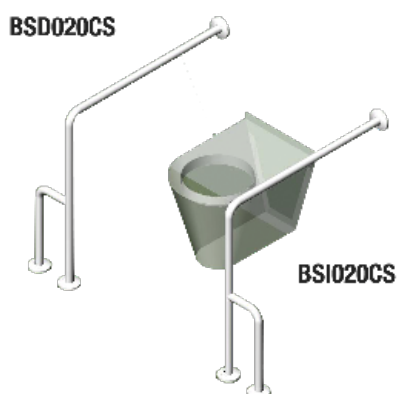
BSI020C · BSD020C · BSI020CS · BSD020CS

Snap flange cover for concealed mounting.

Stainless steel hardware for brick walls supplied.

The weight that the bar can bear depends on the type of surface and the fixings used.

Example placement:



Maxim load: after applying vertical forces to the ground: 150 kg.

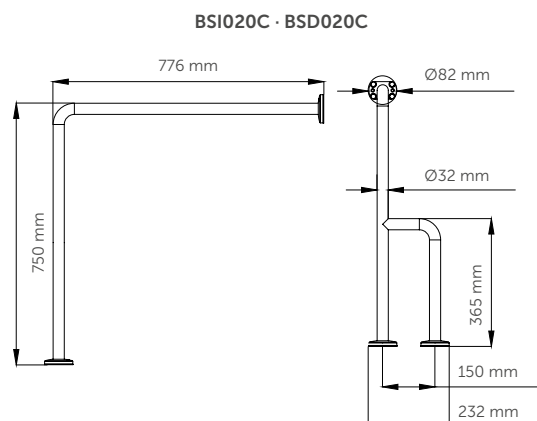
Mediclinics cannot to be held responsible for any improper installation or misuse

TECHNICAL SPECIFICATIONS

BSI020C · BSD020C · BSI020CS · BSD020CS

Bar Ø32 mm

Snap flange cover Ø82 mm



Grab bars and other technical aids

MEDINOX,
GLOSS / SATIN AISI 304
STAINLESS STEEL BARS



COMPONENTS AND MATERIALS

BFI600C · BFD600C · BFI600CS · BFD600CS

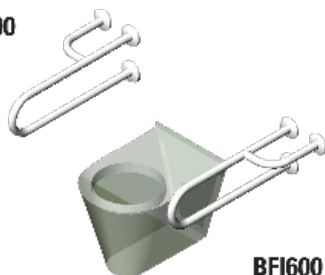
Snap flange cover for concealed mounting.

Stainless steel hardware for brick walls supplied.

The weight that the bar can bear depends on the type of surface and the fixings used.

Example placement:

BFD600



Maxim load: after applying vertical forces to the ground: 150 kg.

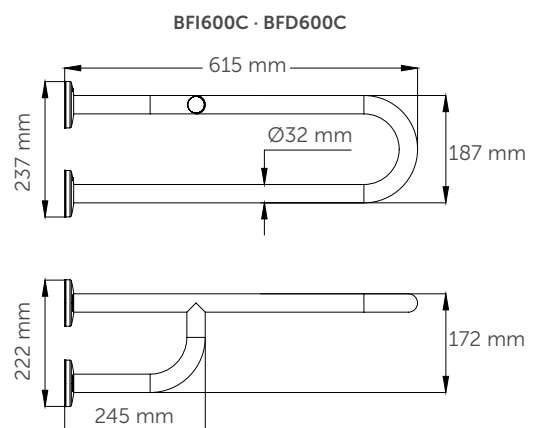
Mediclinics cannot to be held responsible for any improper installation or misuse

TECHNICAL SPECIFICATIONS

BFI600C · BFD600C · BFI600CS · BFD600CS

Bar $\varnothing 32$ mm

Snap flange cover $\varnothing 82$ mm



Grab bars and other technical aids

MEDINOX,
GLOSS / SATIN AISI 304
STAINLESS STEEL BARS



BD0700C
angled on 2 walls
3 anchoring points

MATERIAL: AISI 304 st. steel
FINISH: bright



BD0700CS
angled on 2 walls
3 anchoring points

MATERIAL: AISI 304 st. steel
FINISH: satin



BTI090CS
angled on 2 walls
3 anchoring points

MATERIAL: AISI 304 st. steel
FINISH: satin



BTD090CS
angled on 2 walls
3 anchoring points

MATERIAL: AISI 304 st. steel
FINISH: satin

COMPONENTS AND MATERIALS

BD0700C · BD0700CS · BTD090CS · BTI090CS

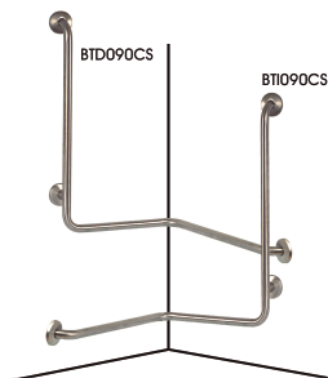
Snap flange cover for concealed mounting.

Single-piece structure, which gives it more stability and prevents the accumulation of dirt.

Stainless steel hardware for brick walls supplied.

The weight that the bar can bear depends on the type of surface and the fixings used.

Example placement:



Maxim load: after applying vertical forces to the ground: 150 kg.

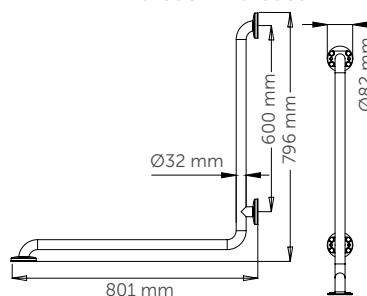
Mediclinics cannot to be held responsible for any improper installation or misuse

TECHNICAL SPECIFICATIONS

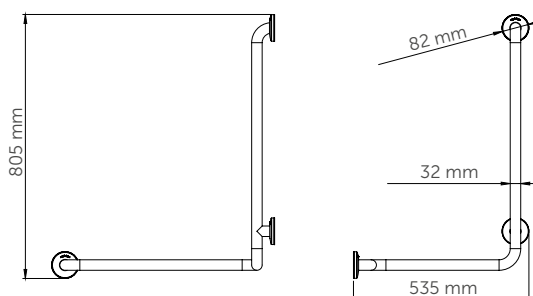
BD0700C · BD0700CS · BTD090CS · BTI090CS

Bar	Ø32 mm
Snap flange cover	Ø82 mm

BD0700C · BD0700CS



BTI090CS · BTD090CS



Grab bars and other technical aids

MEDINOX,
GLOSS / SATIN AISI 304
STAINLESS STEEL BARS



COMPONENTS AND MATERIALS BA0130C · BA0130CS

Snap flange cover for concealed mounting.

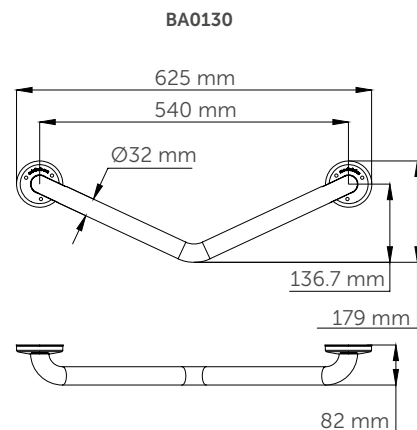
Single-piece structure, which gives it more stability and prevents the accumulation of dirt.

Stainless steel hardware for brick walls supplied.

The weight that the bar can bear depends on the type of surface and the fixings used.

TECHNICAL SPECIFICATIONS BA0130C · BA0130CS

Bar	Ø32 mm
Snap flange cover	Ø82 mm



Maxim load: after applying vertical forces to the ground: 150 kg.

Mediclinics cannot to be held responsible for any improper installation or misuse

Grab bars and other technical aids

SHOWER CHAIRS



AM0201C
Folding

MATERIAL: **AISI 304 st. steel**
FINISH: **bright**

AM0201CS
Drop-down seat

MATERIAL: **AISI 304 st. steel**
FINISH: **satin**



AM0100
Folding seat with wall support

MATERIAL: **AISI 304 st. steel/ phenolic slats**
FINISH: **satin / white-ivory**

COMPONENTS AND MATERIALS

AM0201C · AM0201CS
AM0100 · AM0500

The weight that the bar can bear depends on the type of surface and the fixings used.

AM0201C · AM0201CS

- Seat slats made of 1.7 mm thick AISI 304 stainless steel sheets.
- Tube structure made of AISI 304 stainless steel, 32 mm diameter and 1.5 mm thick, with rounded corners for maximum safety.
- Wall anchoring brackets, 2 units, 2.7 mm thick AISI 304 stainless steel.
- Slots that allow water drainage.
- Complies with the UNE EN 16139 standard for strength, durability and safety.

AM0100 · AM0500

- Seat slats made of non-porous, shatterproof phenolic sheets, ivory colour.
- It is not susceptible to fungal and bacterial growth.
- Tube structure made of AISI 304 stainless steel.
- Slots that allow water drainage.

TECHNICAL SPECIFICATIONS

AM0201C · AM0201CS
AM0100 · AM0500

AM0201C/CS

Tube
Ø32 mm

Slat thickness
1.7 mm

Tube thickness
1.5 mm

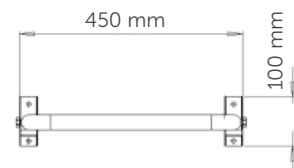
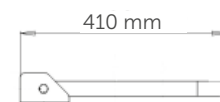
Wall anchor
thickness
2.7 mm

AM0100

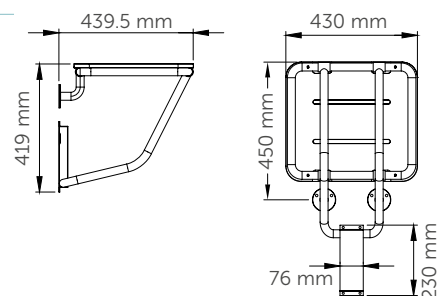
Tube
Ø25 mm

Tube thickness
1.2 mm

AM0201C/CS



AM0100



Grab bars and other technical aids

SHOWER SEATS WITH FLOOR SUPPORT



AM0251C

Folding seat with floor support



MATERIAL: AISI 304 st. steel
FINISH: bright

AM0251CS

drop-down seat with floor support

MATERIAL: AISI 304 st. steel
FINISH: satin



AM0500

Reversible, folding seat with wall support



MATERIAL: AISI 304 st. steel/
phenolic slats
FINISH: satin/ivory-white

COMPONENTS AND MATERIALS

AM0251C · AM0251CS · AM0500

The force that the seat can bear will depend on the type of wall and the fixings used.

AM0251C · AM0251CS

- Seat base slats and floor support made of AISI 304 stainless steel.
- Slots that allow water drainage.
- Complies with the UNE EN 16139 standard for strength, durability and safety.
- Opening system that moves the support to the floor when the seat is lowered.

AM0500

- Reversible. Can be fitted in both left- and right-hand configurations.

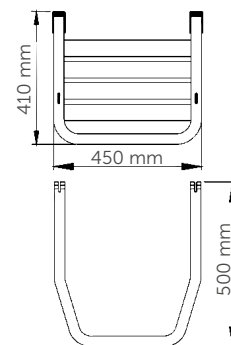
TECHNICAL SPECIFICATIONS

AM0251C · AM0251CS · AM0500

AM0251C AM0251CS

Slat thickness
1.7 mm
Tube
Ø32 mm

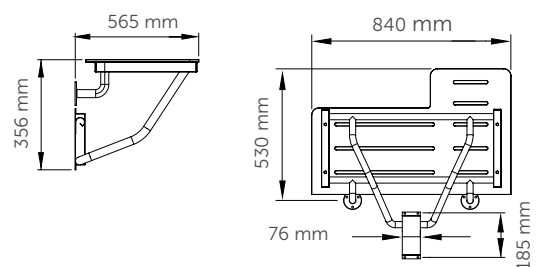
AM0251C · AM0251CS



AM0500

AM0500

Tube
Ø25 mm
Tube thickness
1.2 mm




Grab bars and other technical aids



EP0350CS
Fixed mirror
700 x 500 mm

EP0450CS
Fixed mirror 800 x 600 mm

MATERIAL: **AISI 304 st. steel**
FINISH: **satin**



EP0300
Pivoting mirror
700 x 500 mm

MATERIAL: **steel**
FINISH: **white epoxy**

EP0300CS
Pivoting mirror 700 x 500 mm

EP0400CS
Pivoting mirror 800 x 600 mm

MATERIAL: **AISI 304 st. steel**
FINISH: **satin**

COMPONENTS AND MATERIALS

EP0350CS · EP0450CS · EP0300 · EP0300CS · EP0400CS · F41JPS25

EP0350CS · EP0450CS · EP0300CS · EP0400CS

- AISI 304 stainless steel frame.
- Backed with medium density fibre waterproof board that reinforces the glass, making it stronger.

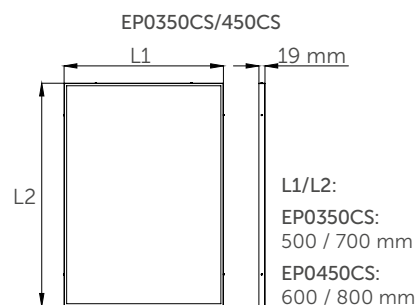
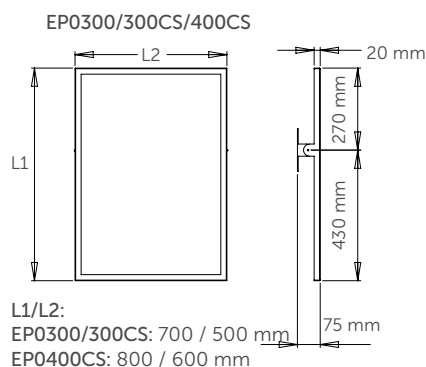
EP0300 · EP0300CS · EP0400CS

- Tilting system that allows the angle of reflection to be adjusted to suit the user's needs.

TECHNICAL SPECIFICATIONS



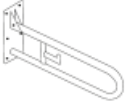
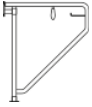
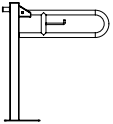


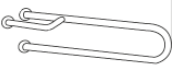


EP0350CS · EP0450CS · EP0300 · EP0300CS · EP0400CS · F41JPS25

EP0350CS · EP0450C · EP0300 · EP0300CS · EP0400CS	Glass thickness 5 mm
EP0350CS · EP0450CS	Frame thickness 1.0 mm
EP0300CS · EP0400CS	Frame thickness 1.5 mm



Grab bars and other technical aids

TABLE

			MATERIAL/FINISH				SNAP FLANGE COVER	NUTS AND BOLTS INCLUDED
			Black AISI 201 stainless steel	White AISI 201 stainless steel	Bright-finish AISI 304 stainless steel	Satin-finish AISI 304 stainless steel		
grab bars								
	STRAIGHT	MEDINOX	•	•	•	•	•	•
	90° ANGLE	MEDINOX			•	•	•	•
	VERTICAL DROP-DOWN	MEDINOX	•	•	•	•		•
	HORIZONTAL SWING-OUT	MEDINOX				•	•	•
	VERTICAL DROP-DOWN WITH FIXED COLUMN	MEDINOX			•	•	•	•
	WALL/FLOOR 3 ANCHORING POINTS	MEDINOX			•	•	•	•
	WALL MOUNTED FLOOR RECESS	MEDINOX			•	•	•	•
	WALL MOUNTED 3 ANCHORING POINTS	MEDINOX			•	•	•	•
	ANGLED ON 2 WALLS (3 AND 4 ANCHORING POINTS)	MEDINOX				•	•	•
	130°/135° ANGLE	MEDINOX	•	•	•	•	•	•



12

Taking care of
what matters
most

CHANGING STATIONS



Designed for public places that require hygienic, safe and sturdy changing stations that give users the freedom to leave the house with babies.



CHANGING STATIONS

- » The BabyMedi® changing station is designed and manufactured in house. Certified hygiene, quality and safety.
- » BabyMedi® is the only changing station on the market that features Ion Hygienic technology and the BioCote® antimicrobial additive that eliminates microorganisms (viruses, bacteria, fungi, spores, etc.) that are deposited on its surface.
- » The effectiveness of the ioniser (Ion Hygienic) is certified by TÜV Rheinland® (test report no.: 60329708-001).
- » All BabyMedi® changing stations are certified according to EN 12221-1 and EN 12221-2 safety standards.



TÜV Rheinland®
Test report no.: 60329708-001

THE BABYMEDI CHANGING STATION IS THE ONLY ONE ON THE MARKET WITH ION HYGIENIC TECHNOLOGY

- After using a baby changing station, especially in a public place, thousands of germs are left on its surface.
- With the BioCote® antimicrobial technology on our changing stations, we prevent the growth of germs, but it is always necessary to clean the surface frequently to kill these germs.
- Ion Hygienic technology is the ideal complement to the BioCote® antimicrobial additive as it deactivates most of the microorganisms that are left on the surface of the changing station.



ION HYGIENIC TECHNOLOGY




- The ionizer generates negative ions (anions) that attach to the DNA/RNA of viruses and bacteria and deactivate them.
- When the changing station is closed after use, the ionizer starts running for a period long enough to fully disinfect the surface of the changing station.
- The ionizer remains deactivated while the baby changing station is in use.

WHAT IS ION HYGIENIC?

Can you imagine a changing station, installed in a shopping centre, airport, restaurant, nursery or any other place, which is practically free of harmful microorganisms for your baby? This is what Ion Hygienic is. It is a technology based on the generation of negative ions that does what no other changing station on the market can do: **it kills microorganisms such as viruses and bacteria.**

HOW DOES ION HYGIENIC WORK?


Ion Hygienic uses a **negative ion generator** that detects microorganisms in the air. These negative ions, together with the positive ions that are also in the air, surround the surface membranes of these harmful microorganisms and a chemical reaction occurs that physically breaks down these membranes and kills them.



HOW CAN I BE ABSOLUTELY SURE THAT ION HYGIENIC KILLS ANY MICROORGANISMS THAT MAY BE HARMFUL TO MY BABY?

Because Ion Hygienic has been tested and approved by TÜV Rheinland® in their laboratories in Germany, as shown in their test report number 60329708-001:

Effectiveness certified by:



Changing stations

HORIZONTAL CHANGING STATIONS




CP0016H


CP0016H-I
With ionizer

MATERIAL: polypropylene
FINISH: white

1 7 (D)



Z




CP0016HCS

CP0016HCS-I
With ionizer

MATERIAL: polypropylene/AISI 304 st. steel
FINISH: satin

1 6 (D)



NEW



CP0016HCSB

CP0016HCSB-I
With ionizer

MATERIAL: polypropylene/AISI 304 st. steel
FINISH: matte black

1 6 (D)




CN0020
Sanitary liner refill

CONTENT: 2,000 u

NEW



ION HYGIENIC TECHNOLOGY
SEE PAGE 201

COMPONENTS AND MATERIALS

CP0016H · CP0016HCS · CP0016HCSB CP0016H-I · CP0016HCS-I · CP0016HCSB-I

Concave changing surface (bed) made of polypropylene with BioCote® antimicrobial additive integrated for easy and simple cleaning and to reduce the growth of microbes that cause odours and stains.

The open/close mechanism of the bed is always concealed and out of view of the user.

Chassis for wall mounting, made of cathoporesis-treated steel, very easy to install.

Changing surface of approximately 1,900 cm², with adjustable nylon safety belt and quick-release fastening. The belt is supplied in the packing box.

Bed with a hook for hanging nappy bags (located on the front of the bed).

Liner dispenser with lock, made of polypropylene, with a capacity of approximately 80 liners.

The OPTION of not incorporating the liner dispenser is available.

Contact us.

BabyMedi® changing stations are certified according to EN 12221-1 and EN 12221-2. These standards require changing stations to withstand a static load test of 50 kg for one hour. In addition, units tested in our own laboratories have withstood loads of more than 100 kg.

CP0016HCS · CP0016HCSB · CP0016HCS-I · CP0016HCSB-I

- One-piece front chassis made of AISI 304 stainless steel, 0.8 mm thick. No sharp edges or joints for increased safety, better cleaning and easy integration with other bathroom accessories.

CP0016H-I · CP0016HCS-I · CP0016HCSB-I

- It has an ionizer (Ion Hygienic technology) that neutralizes viruses and bacteria by emitting negatively charged particles. **Efficiency certified by TÜV Rheinland®**

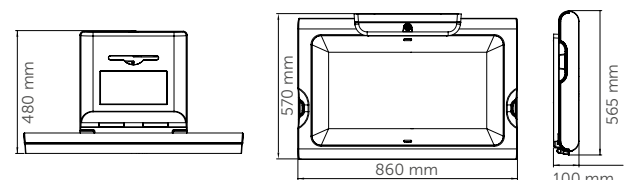
CN0020

- Box of BabyMedi® changing station sanitary liners, disposable after single use, 2,000 units.

TECHNICAL SPECIFICATIONS

CP0016H · CP0016HCS · CP0016HCSB CP0016H-I · CP0016HCS-I · CP0016HCSB-I

Weight (empty) 12.3 kg (CP0016H /-I)
16 kg (CP0016HCS / -I CP0016HCSB /-I)



Changing stations

VERTICAL CHANGING STATIONS




CP0016V

CP0016V-I
With ionizer

MATERIAL: polypropylene
FINISH: white





CP0016VCS

CP0016VCS-I
With ionizer

MATERIAL: polypropylene/AISI 304 st. steel
FINISH: satin




NEW



CP0016VCSB

CP0016VCSB-I
With ionizer

MATERIAL: polypropylene/AISI 304 st. steel
FINISH: matte black





CN0020
Sanitary liner refill

CONTENT: 2,000 u

NEW



ION HYGIENIC TECHNOLOGY
SEE PAGE 201

COMPONENTS AND MATERIALS

CP0016V · CP0016VCS · CP0016VCSB CP0016V-I · CP0016VCS-I · CP0016VCSB-I

Concave changing surface (bed) made of polypropylene with BioCote® antimicrobial additive integrated for easy and simple cleaning and to reduce the growth of microbes that cause odours and stains.

The open/close mechanism of the bed is always concealed and out of view of the user.

Chassis for wall mounting, made of cataphoresis-treated steel, very easy to install.

Changing surface of approximately 1,900 cm², with adjustable nylon safety belt and quick-release fastening. The belt is supplied in the packing box.

Bed with a hook for hanging nappy bags (located on the front of the bed).

Liner dispenser with lock, made of polypropylene, with a capacity of approximately 80 liners. The OPTION of not incorporating the liner dispenser is available. Contact us.

BabyMedi® changing stations are certified according to EN 12221-1 and EN 12221-2. These standards require changing stations to withstand a static load test of 50 kg for one hour. In addition, units tested in our own laboratories have withstood loads of more than 100 kg.

CP0016VCS · CP0016VCSB · CP0016VCS-I · CP0016VCSB-I

- One-piece front chassis made of AISI 304 stainless steel, 0.8 mm thick. No sharp edges or joints for increased safety, better cleaning and easy integration with other bathroom accessories.

CP0016V-I · CP0016VCS-I · CP0016VCSB-I

- It has an ionizer ("Ion Hygienic" technology) that neutralizes viruses and bacteria by emitting negatively charged particles. Efficiency certified by TÜV Rheinland®.

CN0020

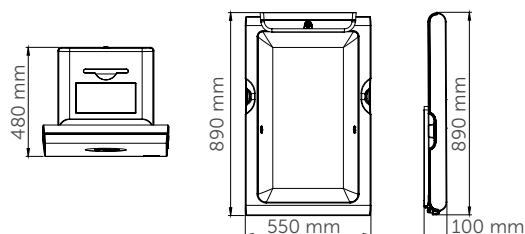
- Box of BabyMedi® changing station sanitary liners, disposable after single use, 2,000 units.

TECHNICAL SPECIFICATIONS

CP0016V · CP0016VCS · CP0016VCSB CP0016V-I · CP0016VCS-I · CP0016VCSB-I

Weight (empty) 13.4 kg (CP0016V /-I)

16.6 kg (CP0016VCS /-I CP0016VCSB /-I)



13

Designed to
endure

**STAINLESS STEEL
SANITARY WARE**



A modern public restroom featuring stainless steel sanitary ware and red doors. The room includes a toilet, two urinals, and a shower tray. The walls are light-colored, and the floor has a colorful checkered pattern. A window on the right shows greenery outside.

Robust and vandal-proof sanitary ware with an innovative and elegant design.

STAINLESS STEEL SANITARY WARE

- » Vandal-proof and manufactured in AISI 304 stainless steel, Mediclinics has a wide range of stainless steel sanitary ware, ideal for installing in schools, prisons, stadiums, nightclubs, discotheques etc.
- » Our toilets, urinals, washbasins, shower trays, squat toilets, etc. are robust and durable, and are designed to satisfy the needs of a market that demands equipment with an up-to-date, functional and vandal-proof design for toilet facilities.
- » Mediclinics stainless steel sanitary ware requires minimum maintenance, and so contributes to the reduction in building service and maintenance costs.

Stainless steel sanitary ware

WASHBASINS / RECESSED



SN0027C
SN0031C
SN0036C

Recessed sink

material: **AISI 304 st. steel**
finish: **bright**



SN0027CS
SN0031CS
SN0036CS

Recessed sink


material: **AISI 304 st. steel**
finish: **satin**



SNR027C
SNR031C
SNR036C

Recessed sink with overflow


material: **AISI 304 st. steel**
finish: **bright**



SNR027CS
SNR031CS
SNR036CS

Recessed sink with overflow

material: **AISI 304 st. steel**
finish: **satin**



KTR100
Overflow kit

material: **AISI 304 st. steel**
finish: **bright**

COMPONENTS AND MATERIALS

SN0027C/CS · SN0031C/CS · SN0036C/CS · SNR027C/CS · SNR031C/CS · SNR036C/CS

AISI 304 stainless steel structure in one single piece of 1.2 mm thickness.

Vandal-proof finishes.

Ø50 mm water outlet.

SNR027C · SNR031C · SNR036C · SNR027CS · SNR031CS · SNR036CS

• With Ø29 mm overflow hole.

TECHNICAL SPECIFICATIONS

SN0027C/CS · SN0031C/CS · SN0036C/CS · SNR027C/CS · SNR031C/CS · SNR036C/CS

SN0027C/CS · SN0031C/CS
SN0036C/CS · SNR027C/CS
SNR031C/CS · SNR036C/CS

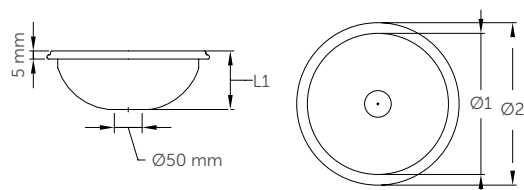
Stainless steel thickness 1.2 mm

SN0027C/CS · SNR027C/CS
Weight 0.55 kg

SN0031C/CS · SNR031C/CS
Weight 0.75 kg

SN0036C/CS · SNR036C/CS
Weight 0.95 kg

SNR027C/CS · SNR031C/CS
SNR036C/CS
Overflow Ø 29 mm



	L1	Ø 1	Ø 2
SN0027C/27CS-SNR027C/27CS:	110 mm	265 mm	305 mm
SN0031C/31CS-SNR031C/31CS:	130 mm	315 mm	355 mm
SN0036C/36CS-SNR036C/36CS:	145 mm	355 mm	405 mm

Stainless steel sanitary ware

WASHBASINS / WALL




SN0200CS
2-station washbasin

SN0300CS
3-station washbasin

MATERIAL: AISI 304 st. steel
FINISH: **satin**

NEW



SNLM62CS
Wall-mounted washbasin

MATERIAL: AISI 304 st. steel
FINISH: **satin**

AVAILABLE IN BRIGHT FINISH. UPON REQUEST

NEW



SNLM64CS
Corner wall-mounted washbasin

MATERIAL: AISI 304 st. steel
FINISH: **satin**

AVAILABLE IN BRIGHT FINISH. UPON REQUEST

COMPONENTS AND MATERIALS

SN0200CS · SN0300CS · SNLM62CS · SNLM64CS

AISI 304 stainless steel body in one single piece.

Vandal-proof finishes.

Without overflow.

SN0200CS · SN0300CS

- Optional siphon and waste valve set.

SNLM62CS · SNLM64CS

- Bacteriostatic stainless steel.
- It has a Ø35 mm hole to install a tap.

TECHNICAL SPECIFICATIONS

SN0200CS · SNLM62CS · SNLM64CS

SN0200CS · SN0300CS

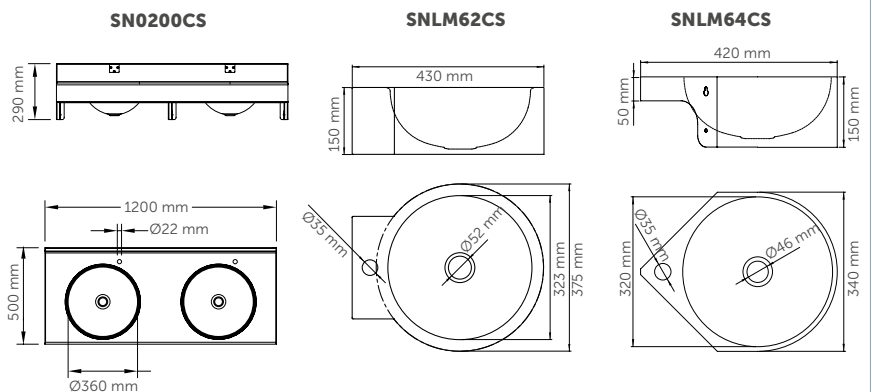
Stainless steel thickness	1.5 mm
SN0200CS weight	15.5 kg
SN0300CS weight	22.1 kg
SN0300CS dimension	1,800x290x500 mm
Waste pipe	Ø50 mm

SNLM62CS

Stainless steel thickness	1.2 mm
Weight	3.0 kg
Waste water valve	Ø63 mm

SNLM64CS

Stainless steel thickness	1.2 mm
Weight	4.0 kg
Waste water valve	Ø63 mm



Stainless steel sanitary ware

WASHBASINS / WALL

NEW




SNLM58CS
Wall-mounted washbasin

CHECK CONDITIONS

MATERIAL: **AISI 304 st. steel**
FINISH: **satin**

AVAILABLE IN BRIGHT FINISH. UPON REQUEST

NEW



SNLM56CS
Wall-mounted washbasin

CHECK CONDITIONS

MATERIAL: **AISI 304 st. steel**
FINISH: **satin**

AVAILABLE IN BRIGHT FINISH. UPON REQUEST

COMPONENTS AND MATERIALS SNLM58CS · SNLM56CS

AISI 304 stainless steel body in one single piece.

Bacteriostatic stainless steel.

Vandal-proof finishes.

Without overflow.

Without tap hole.

SNLM56CS

- Closed enclosure with concealed wastewater outlet.

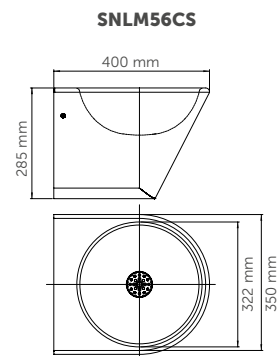
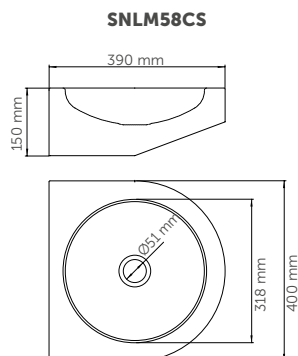
TECHNICAL SPECIFICATIONS SNLM58CS · SNLM56CS

SNLM58CS

Stainless steel thickness	1.2 mm
Weight	3.9 kg
Waste water valve	Ø63 mm

SNLM56CS

Stainless steel thickness	1.2 mm
Weight	12.0 kg



Stainless steel sanitary ware

WASHBASINS - WALL MOUNTED
- WITH PUSH BUTTON



SNLM35CS

SNLM35C

MATERIAL: AISI 304 st. steel
FINISH: **bright**

SNLM35CS
material: AISI 304 st. steel
finish: **satın**

NEW



SNLMP60CS
Foot pedal washbasin

MATERIAL: AISI 304 st. steel
FINISH: **satın**

**AVAILABLE IN BRIGHT FINISH.
UPON REQUEST**

NEW



SNLMP70CS
Knee pedal washbasin

MATERIAL: AISI 304 st. steel
FINISH: **satın**

**AVAILABLE IN BRIGHT FINISH.
UPON REQUEST**

COMPONENTS AND MATERIALS

SNLM35C · SNLM35CS · SNLMP60CS · SNLMP70CS

AISI 304 stainless steel body in one single piece.
Vandal-proof finishes.
Without overflow.

SNLM35C · SNLM35CS

- Vandal-proof circular washbasin with lower inspection cover.
- Equipped with drop front and wastewater outlet.

SNLMP60CS · SNLMP70CS

- Bacteriostatic stainless steel.
- Supplied with swan neck tap.
- Hot and cold water can be mixed, without the possibility of adjusting the temperature.

SNLMP60CS

- Operated by a foot pedal.

SNLMP70CS

- Operated by the knee.

TECHNICAL SPECIFICATIONS

SNLM35C · SNLM35CS · SNLMP60CS · SNLMP70CS

SNLM35C · SNLM35CS

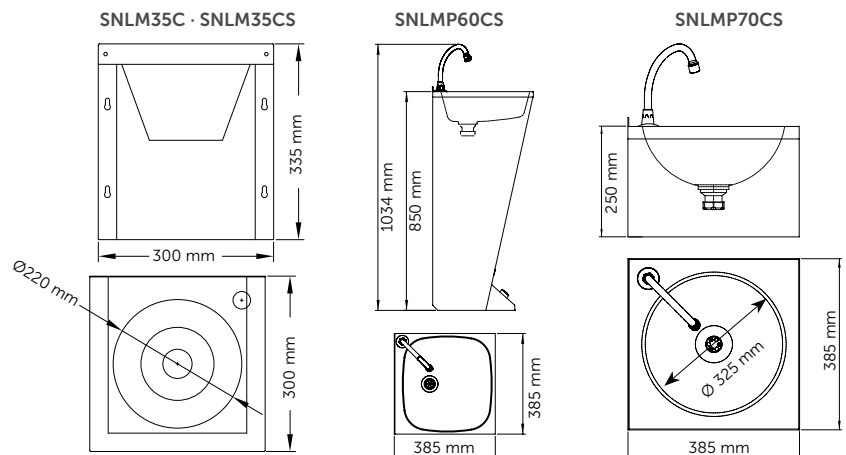
Stainless steel thickness	1.2 mm
Weight	5.0 kg
Waste pipe	Ø 50 mm

SNLMP60CS

Stainless steel thickness	0.8 mm
Weight	10.0 kg

SNLMP70CS

Stainless steel thickness	0.8 mm
Weight	4.3 kg





SN0800CS
Shower tray



MATERIAL: **AISI 304 st. steel**
FINISH: **satin**

COMPONENTS AND MATERIALS SN0800CS

AISI 304 stainless steel body in one single piece of 1 mm thickness.

Vandal-proof finishes.

Recessed model.

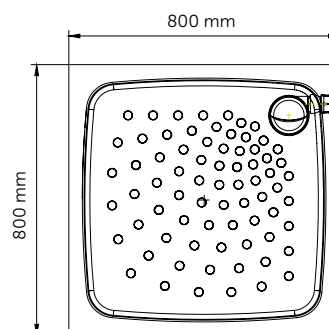
Non-slip.

Moveable horizontal outlet siphon (optional).

TECHNICAL SPECIFICATIONS SN0800CS

SN0800CS

Stainless steel thickness	1 mm
Weight	5.9 kg
Waste pipe	Ø 90 mm



Stainless steel sanitary ware

URINALS

NEW



SNU126CS
Vertical water inlet urinal

MATERIAL: AISI 304 st. steel
FINISH: satin

AVAILABLE IN BRIGHT FINISH.
UPON REQUEST

NEW



SNU128CS
Horizontal water inlet urinal

MATERIAL: AISI 304 st. steel
FINISH: satin

AVAILABLE IN BRIGHT FINISH.
UPON REQUEST



SNU104C
Urinal

MATERIAL: AISI 304 st. steel
FINISH: bright

SNU104CS
Urinal

material: AISI 304 st. steel
finish: satin

COMPONENTS AND MATERIALS

SNU126CS · SNU128CS · SNU104C · SNU104CS

AISI 304 stainless steel body in one single piece.
Vandal-proof finishes.

SNU126CS · SNU128CS

- Bacteriostatic stainless steel.
- Concealed horizontal water outlet (recessed).
- They work with all types of flushometers on the market (EN 13407).

SNU126CS

- Vertical water inlet (visible) from the top, with stainless steel flush nozzle.
- Supplied with valve and 1½" water outlet siphon.

SNU128CS

- Concealed horizontal water inlet and outlet (recessed).
- Bracket with valve and 1½" water outlet siphon.

SNU104CS

- Inspection door for easy installation.
- Water inlet to activate flushing with cistern or free mains flushing with timer or tap.
- Waste pipe 50 mm diam.

TECHNICAL SPECIFICATIONS

SNU126CS · SNU128CS · SNU104C · SNU104CS

SNU126CS

Stainless steel thickness	1.2 mm
Weight	7.5 kg

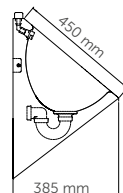
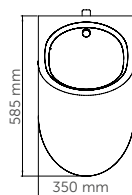
SNU128CS

Stainless steel thickness	1.2 mm
Weight	7.5 kg

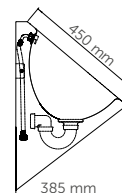
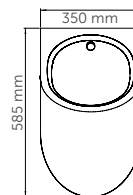
SNU104C · SNU104CS

Stainless steel thickness	1.5 mm
Weight	6.2 kg

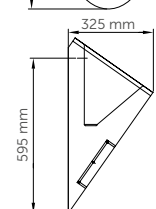
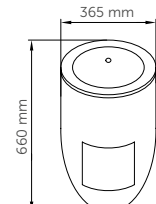
SNU126CS



SNU128CS



SNU104C · SNU104CS



Stainless steel sanitary ware

TOILET



seat with lid not included

SN0110CS
Floor standing toilet

material: **AISI 304 st. steel**
finish: **satin**

NEW



seat with lid not included

SN0125CS
Floor standing toilet

material: **AISI 304 st. steel**
finish: **satin**

AVAILABLE IN BRIGHT FINISH. UPON REQUEST

NEW



seat with lid not included

SN0128CS
Wall-mounted toilet

material: **AISI 304 st. steel**
finish: **satin**

AVAILABLE IN BRIGHT FINISH. UPON REQUEST

COMPONENTS AND MATERIALS

SN0110CS · SN0125CS · SN0128CS

AISI 304 stainless steel body in one single piece.

Vandal-proof finishes.

Inspection door for easy installation.

SN0110CS

- Horizontal waste pipe. The addition of a PVC adapter elbow enables vertical outlet (PVC adapter not supplied).
- Cistern with dual flush (6/3 l).
- Water inlet through the top side of the cistern, right or left, depending on the water installation.
- Optional toilet seat cover: brown finish TP0130, black finish TP0135. See page 214.

SN0125CS · SN0128CS

- Bacteriostatic stainless steel.
- Concealed perimeter flushing rim.
- Water saving: can run on as little as 4L of water.
- Optional toilet seat cover: brown finish TP0140, black finish TP0145. See page 214.

SN0125CS

- Horizontal or vertical drainage: Ø 100 mm.
- Supplied with a PVC adapter sleeve.

SN0128CS

- Horizontal waste pipe: Ø 100 mm.

TECHNICAL SPECIFICATIONS

SN0110CS · SN0125CS · SN0128CS

Stainless steel thickness 1.5 mm

Waste pipe Ø 100 mm

SN0110CS

Water inlet Ø 16.7 mm

Weight 22 kg

SN0125CS

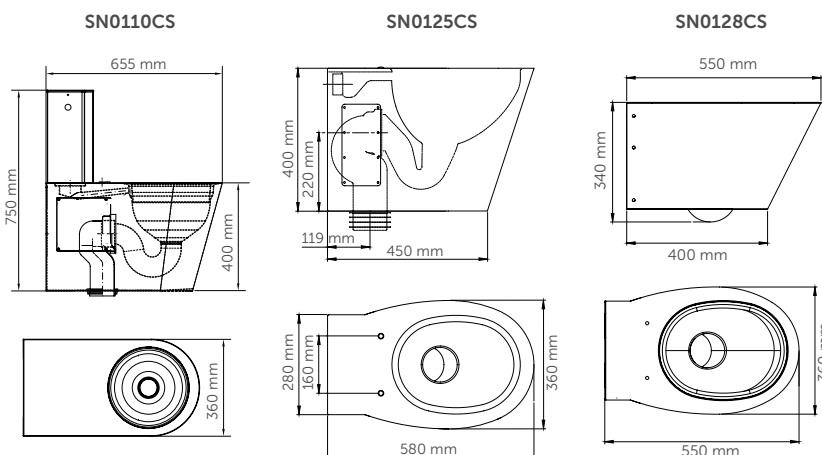
Water inlet Ø 55 mm

Weight 12 kg

SN0128CS


Water inlet Ø 55 mm

Weight 12 kg



Stainless steel sanitary ware

TOILET SEAT COVERS SQUAT TOILET



TP0130


MATERIAL: lacquered wood
FINISH: mahogany colour

TP0135

MATERIAL: lacquered wood
FINISH: black colour

Toilet seat covers for SN0110CS

NEW



TP0140


MATERIAL: lacquered wood
FINISH: mahogany colour

TP0145

MATERIAL: lacquered wood
FINISH: black colour

Toilet seat covers for SN0125CS and SN0128CS

NEW



SNPT21CS
Squat toilet

material: AISI 304 st. steel
finish: satin

**AVAILABLE IN BRIGHT FINISH.
UPON REQUEST**

COMPONENTS AND MATERIALS

• TP0130 • TP0135 • TP0140 • TP0145 • SNPT21CS

TP0130 • TP0135

- Toilet seat covers for SN0110CS.

TP0140 • TP0145

- Toilet seat covers for SN0125CS and SN0128CS.

SNPT21CS

- Single piece body.
- Bacteriostatic AISI 304 stainless steel.
- The shape has been designed for use by both genders (male and female).
- Non-slip footrest.
- Flush system with a sprayer in AISI 304 stainless steel.

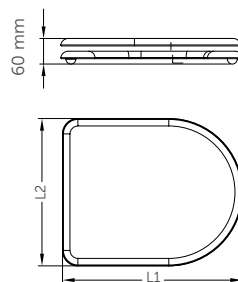
TECHNICAL SPECIFICATIONS

TP0130 • TP0135 • SNPT21CS

SNPT21CS

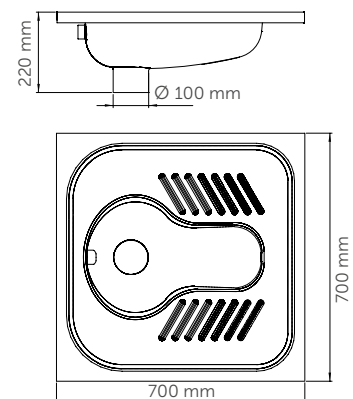
Stainless steel thickness	1.2 mm
Vertical drainage	Ø100 mm
Weight	6 kg

TP0130 • TP0135



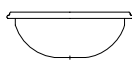
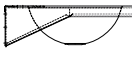


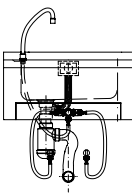
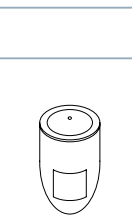
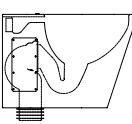
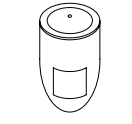
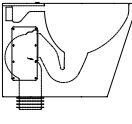
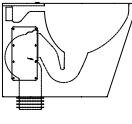
L1/L2:
TP0130: 415 x 360 mm
TP0135: 430 x 350 mm

SNPT21CS



Stainless steel sanitary ware

TABLE


	MODEL	MATERIAL		CHARACTERISTICS			INSTALLATION				SUITABLE FOR			
		Bright stainless steel	Satin stainless steel	Overflow	Push button	Vandal proof	Inset	Wall	Suspended	Floor	Gyms Schools Offices	Hospitals Care homes	Airports Shopping centres	Hotels
	SN0027C	●					●				●	●	●	●
	SN0031C	●					●				●	●	●	●
	SN0036C	●					●				●	●	●	●
	SN0027CS		●				●				●	●	●	●
	SN0031CS		●				●				●	●	●	●
	SN0036CS		●				●				●	●	●	●
	SNR027C	●		●			●				●	●	●	●
	SNR031C	●		●			●				●	●	●	●
	SNR036C	●		●			●				●	●	●	●
	SNR027CS		●	●			●				●	●	●	●
	SNR031CS		●	●			●				●	●	●	●
	SNR036CS		●	●			●				●	●	●	●
	SN0200CS SN0300CS		●			●		●			●		●	●
	SNLM62CS		●			●		●			●	●	●	●
	SNLM64CS		●			●		●			●	●	●	●
	SNLM58CS		●			●		●			●	●	●	●
	SNLM56CS		●			●		●			●	●	●	●
	SNLM35C	●				●			●		●		●	
	SNLM35CS		●			●			●		●		●	
	SNLMP60CS		●		●	●			●		●			
	SNLMP70CS		●		●	●			●		●			
	SN0800CS		●			●	●				●	●		●
	SNU104C	●				●			●		●		●	
	SNU104CS		●			●			●		●		●	
	SNU126CS		●			●			●		●		●	
	SNU128CS		●			●			●		●		●	
	SN0125CS		●			●			●		●		●	●
	SN0110CS		●		●	●			●		●		●	●
	SN0128CS		●			●			●		●		●	●
	SNPT021CS		●			●	●				●			●

14

The best of
nature

**WATER DISPENSERS
AND FOUNTAINS**





Choose between a wide range of interior and exterior drinking water fountains in a variety of styles and finishes.

WATER DISPENSERS AND FOUNTAINS

- » Mediclinics offers a wide range of solutions produced in AISI 304 stainless steel or plastic coated steel, with various cooling capacities which dispense water from a large bottle or are directly connected to a water outlet. Elegantly designed and strong water dispensers and fountains, intended for both interior and exterior locations.
- » Ideal for installation in schools, office buildings, airports, hospitals, shopping centres, etc. Whatever your needs are, Mediclinics has the right solution for you.

Water dispensers and fountains

NEW



FAM130CS
Wall



MATERIAL: **AISI 304 st. steel**
FINISH: **satin**



FAM120CS
Wall



MATERIAL: **AISI 304 st. steel**
FINISH: **satin**

COMPONENTS AND MATERIALS FAM130CS · FAM120CS

- Chromed brass fountain button.
- Connection to water mains and drain.
- Rear attachment to wall.
- Bright finish, to order.
- Rounded corners and no sharp edges to prevent any injury to the user.

FAM130CS

- Contoured basin, specially designed to minimize splashing.

FAM120CS

- Chrome-plated brass glass filler tap.

TECHNICAL SPECIFICATIONS FAM130CS · FAM120CS

Water inlet	3 / 8"
-------------	--------

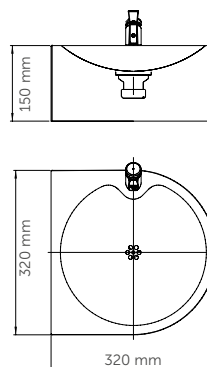
FAM130CS

Water outlet	1 1/4" diam.
Weight	2.4 kg

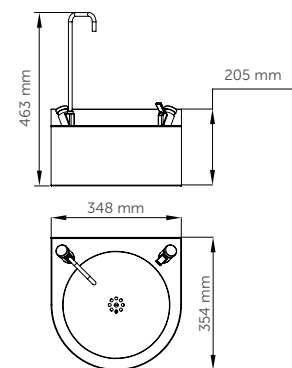
FAM120CS

Water outlet	ø 40 mm
Weight	2.9 kg

FAM130CS



FAM120CS



Water dispensers and fountains

DISPENSERS



FA0100CS
Island

MATERIAL: **AISI 304 st. steel**
FINISH: **satin**

NEW



FA0120CS
Island

FA0220CS
Island

MATERIAL: **AISI 304 st. steel**
FINISH: **satin**

COMPONENTS AND MATERIALS

FA0100CS · FA0120CS · FA0220CS

Very easy to connect to the mains drinking water supply, providing a constant supply of water at room temperature.

Contoured basin, specially designed to minimize splashing.

Equipped with a chrome-plated brass dispenser, very robust and oxidation resistant, with instantaneous closing.

Rounded corners and no sharp edges to prevent any injury to the user.

FA0100CS

- Central body made up of 2 concentric enclosures, separated internally by high-density injected polyurethane, making the dispenser more robust and preventing the water from heating up.
- Floor fixing flange for installation.

FA0120CS · FA0220CS

- Basin directly embedded in the dispenser.
- Supplied with a flexible hose for connection to the mains water inlet.
- Fixings supplied.

TECHNICAL SPECIFICATIONS

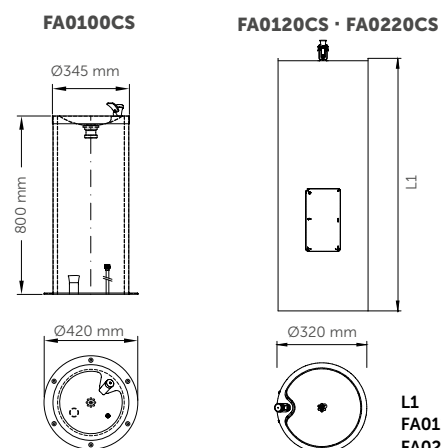
FA0100CS · FA0120CS · FA0220CS

Water inlet	3 / 8"
Water outlet	Ø 40 mm

FA0100CS	
Weight	15.5 kg

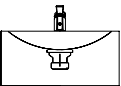
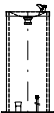
FA0120CS	
Weight	9 kg

FA0220CS	
Weight	9.6 kg



Water dispensers and fountains

TABLE

	MODEL	DISPENSERS	MATERIAL / FINISH		SUITABLE FOR	
			Satin-finish AISI 304 stainless steel	Inner	Outer	
	FAM130CS	•	•	•	•	
	FAM120CS	•	•	•	•	
	FA0100CS	•	•	•	•	
	FA0120CS	•	•	•	•	
	FA0220CS	•	•	•	•	

15

The Medyclinics
world in your
hands

ANNEXES

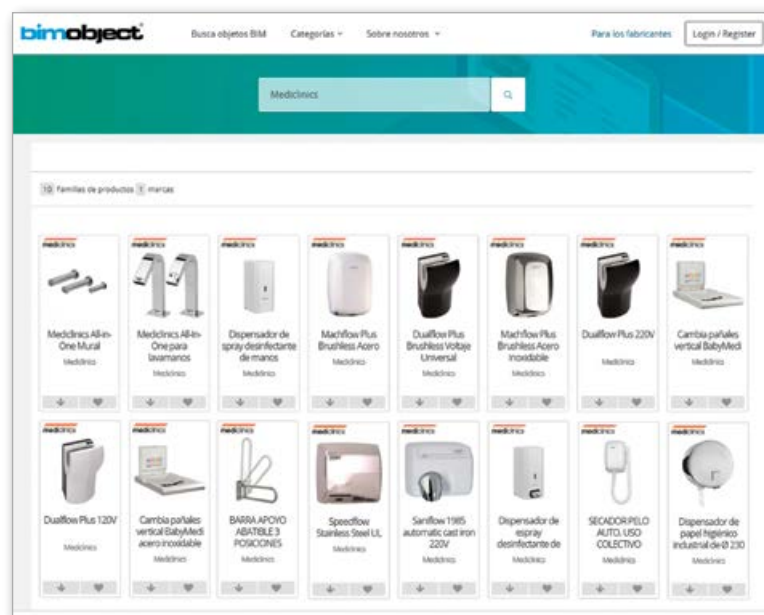


Annexes

MEDICLINICS BIM PROJECT

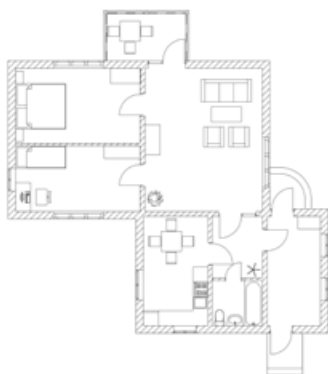
bim by **mediclinics** In September 2015, in line with our innovation policy on innovation, total quality and customer focus, we published more than 150 BIM objects in the BimObject® cloud. At that time, we were pioneers in the sector, no other manufacturer or distributor of hand dryers and washroom accessories for the public sector had yet taken on the production and publication of BIM objects.

We continue to publish BIM objects on the website of our partner BimObject® so that all our customers can obtain accurate, truthful and quality information to help them in their washroom design and construction projects. All of these BIM objects are available for download in the latest versions of Revit®, ArchiCAD® and SketchUP®, and the latest BIM objects are also available in 3DS, AutoCAD®, Filmbox 3D, IFC, OBJ and STL formats.



BIM stands for Building Information Modelling or Building Information Model. BIM is the process of generating and managing all the data of a building or infrastructure, in a collaborative way (the project is carried out by a multidisciplinary work team), throughout its entire life cycle

(conception, design, construction, operation, remodelling and demolition), using dynamic 3D building/infrastructure modelling software (Revit®, ArchiCad®, Allplan®, etc.), in real time. This optimizes time and resources in the design and construction phases of the



2D PROJECT



3D PROJECT



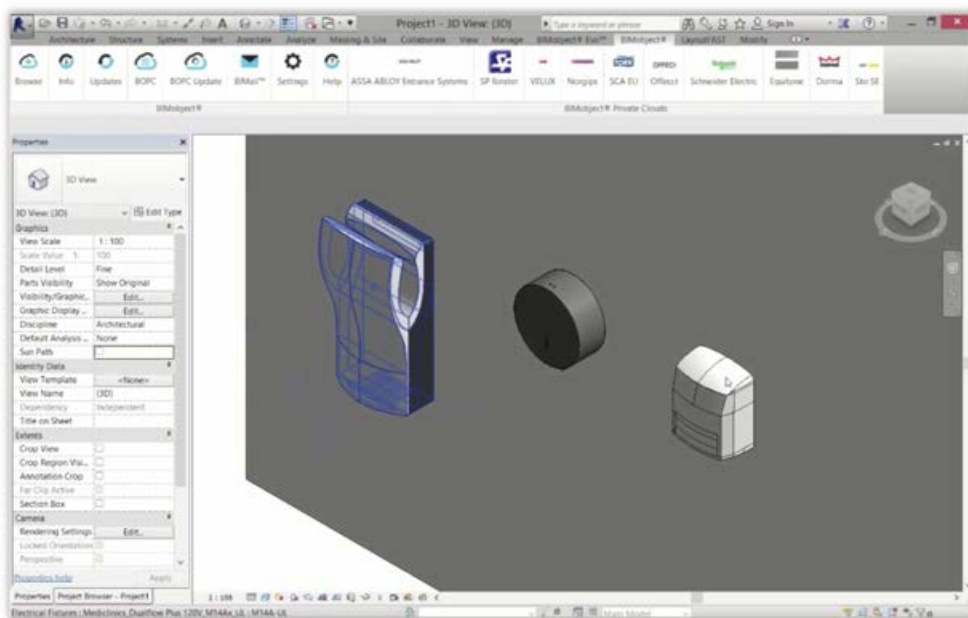
BIM PROJECT

building/infrastructure. The final result of this process is the information model of the building/infrastructure, consisting of its geometry, its spatial relationships, its geographic information, as well as the quantities and properties of all its constituent elements (doors, windows, equipment, etc.), also called BIM objects. There is currently a strong trend in the construction world to develop projects with

BIM software to the detriment of traditional CAD software. It is for this reason that BIM objects are and will be more and more necessary, as they contain much more information than CAD files.

When it comes to a hand dryer, a BIM file may contain:

- Information on its geometry and dimensions (2D/3D drawings)
- Technical characteristics (voltage, frequency, power, air speed, etc.)
- MEP (Mechanical, Electrical and Plumbing) connections
- Installation manuals
- Maintenance videos
- Product sketches
- Business information
- Product certifications
- etc.



BIM is important for the construction and maintenance industries for the following reasons:

- It improves productivity and reduces costs.
- It reduces rework.
- It provides related documents.
- It provides a complete overview of project status and improves project coordination.

Annexes

MEDICLINICS REFERENCES IN THE WORLD

AIRPORTS

- **JFK International Airport**, New York, United States
- **Bandaranaike International Airport**, Colombo, Sri Lanka
- **Chennai International Airport**, India
- **Istanbul International Airport**, Turkey
- **Charles de Gaulle International Airport**, Paris, France
- **Salvador International Airport**, Brazil
- **Monterrey International Airport**, Mexico
- **Barcelona - El Prat Airport**, Spain
- **Queen Alia International Airport**, Amman, Jordan
- **Clark International Airport**, Philippines
- **Sydney International Airport**, Australia

CASINOS

- **Lloret de Mar Casino**, Girona, Spain
- **Sydney Opera House and Casino**, Australia
- **The Crown Casino, Melbourne**, Australia

CINEMAS AND THEATRES

- **UGC cinemas**, Paris, France
- **Villegas cinemas**, Buenos Aires, Argentina
- **Broadway Cinema at Hollywood Plaza**, Hong Kong
- **Cineplex**, Peru
- **Royal Opera House**, Muscat, Oman
- **Royal Theatre**, Madrid, Spain
- **La Casona Theatre**, Buenos Aires, Argentina
- **Cinemark cinemas**, United States
- **Century cinemas**, United States

HOSPITALS

- **Skolkovo Hospital in Moscow**, Russia
- **Curious Mind Child Development Center**, Washington D.C.
- **South Lake Hospital**, Clermont, FL
- **Santa Creu i Sant Pau Hospital**, Barcelona, Spain
- **St. Teresa's Hospital**, Kowloon, Hong Kong
- **Queen Mary Hospital**, Hong Kong
- **Stradini Hospital in Riga**, Latvia
- **Sembawang Nursing Home**, Singapore
- **San Marco Hospital**, Latina, Italy
- **Ghayathi Hospital**, Abu Dhabi, United Arab Emirates

HOTELS

- **Grand Hyatt Chicago Hotel**, Chicago, IL
- **Grand Hyatt Hotel**, San Francisco, CA
- **Crown Regency Hotel**, Manila, Philippines
- **Best Western Sumadja Hotel**, Belgrade, Serbia
- **Hotel Ritz Carlton**, Bahrain
- **Intercontinental Hotel**, Johannesburg, South Africa
- **Sheraton Hotel**, Montevideo, Uruguay
- **Epic Sana Hotel**, Lisbon, Portugal
- **Melià**, Hotusa and AC hotels, Europe
- **Shamal Shera Resort**, Philippines

MUSEUMS

- **Brooklyn Children's Museum**, New York, United States
- **Alexander Museum**, Tel Aviv, Israel
- **The National Maritime Museum**, Sydney, Australia
- **Guggenheim Museum**, Bilbao, Spain
- **Prado Museum**, Madrid, Spain
- **National Museum**, Warsaw, Poland
- **Diocesan and Regional Museum**, Spain

STADIUMS

- **Dodger Stadium**, Los Angeles, United States
- **Ibn Batouta Stadium**, Tangier, Morocco
- **Camp Nou Stadium**, Barcelona, Spain
- **Santiago Bernabeu Stadium**, Madrid, Spain
- **London Olympic Stadium**, UK
- **Old Trafford Stadium**, Manchester, UK
- **Sydney Olympic Stadium**, Australia
- **L'Alqueria del Basket**, Spain

CIRCUITS

- **Yas Marina Circuit**, emirate of Abu Dhabi, United Arab Emirates
- **Meydan Racecourse, Dubai**, United Arab Emirates

RAILWAY STATIONS

- **Buquebus Central Station**, Buenos Aires, Argentina
- **Hong Kong MTR Stations**, Hong Kong

AMUSEMENT PARKS

- **Sentosa Island Theme Park**, Singapore
- **Port Aventura**, Tarragona, Spain
- **Delaware State Amusement Park**, United States

RESTAURANTS

- **Burger King**, Europe
- **McDonalds**, Europe
- **Dunkin' Donuts**, Chicago, United States
- **Arby's restaurants**, New Albany, United States
- **Subway restaurants**, United States
- **Dominos Pizza**, New York, United States
- **Kokoriko restaurants**, Colombia
- **Tramvai**, Milan, Italy
- **NBA Café**, Spain

SCHOOLS

- **San José School**, San Jose, United States
- **Dan D. Rogers Elementary School**, Dallas, United States
- **York College of Pennsylvania**, United States
- **Troy Shorewood Elementary School**, United States
- **Polymechanics School**, Laval, Quebec, Canada
- **Sainte Thérèse Academy**, Rosemère, Quebec, Canada
- **Harrow International School**, Singapore
- **The Hills Sports High School**, Sydney, Australia
- **Joaquin Blume Residence for Athletes**, Spain

SHOPPING CENTRES

- **Polo Park Shopping Centre**, Winnipeg, Manitoba, Canada
- **Bangsar Shopping Centre**, Kuala Lumpur, Malaysia
- **Top Ryde Shopping Centre**, Ryde, Australia
- **Manly Wharf Shopping Centre**, Sydney, Australia
- **Miraflores Shopping Centre**, Guatemala City, Guatemala
- **Azrieli Shopping Centre**, Tel Aviv, Israel
- **An Phu Plaza**, Ho Chi Minh City, Vietnam
- **Taikon Place Shopping Centre**, Hong Kong

GYMS AND SPORT CENTRES

- **Canottieri Milano**, Italy
- **Metropolitan Fitness Centres**, Spain
- **Health Works Fitness, Queensland**, Australia
- **DIR Fitness Centres**, Barcelona, Spain
- **Reebok Sports Club**, Madrid, Spain
- **Barcino Tennis Club**, Spain

STORES

- **Walmart stores**, United States
- **Umbria Gomme**, Milan, Italy
- **Ikea stores**, Europe

UNIVERSITIES

- **Florida Atlantic University**, United States
- **Pennsylvania State University**, United States
- **University of California - Berkeley**, United States
- **National University of Singapore**, Singapore
- **University of Hong Kong**, Hong Kong
- **Lebanon University Campus**, Beirut, Lebanon
- **Queen Mary University of London**, United Kingdom
- **Autonomous Metropolitan University**, Mexico City, Mexico
- **Montevideo University of Architecture**, Uruguay
- **ESADE Business School**, Barcelona, Spain
- **Australian National University in Canberra**, Australia

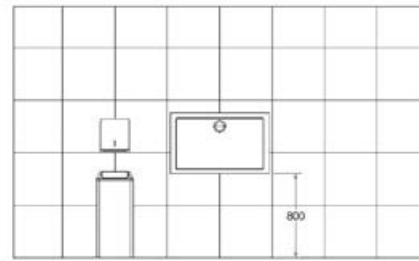
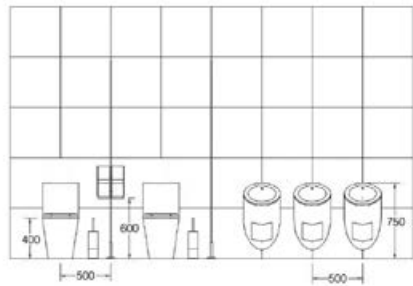
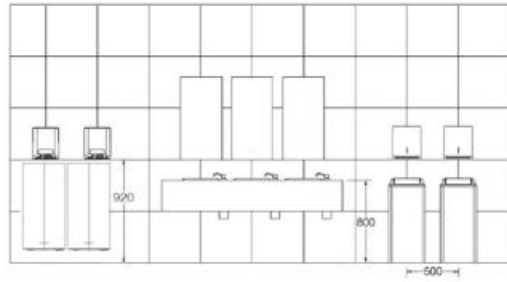
OTHER

- **Ohio State Penitentiary**, Youngstown, United States
- **Texas Department of Transportation**, United States
- **New York Stock Exchange**, United States
- **Brazos County Council**, Rosenberg, United States
- **Nassau Tennis Club**, Skillman, United States
- **Glendale Heights Police Department**, United States
- **Broward Judicial Court**, United States
- **Sydney Fish Market**, Australia

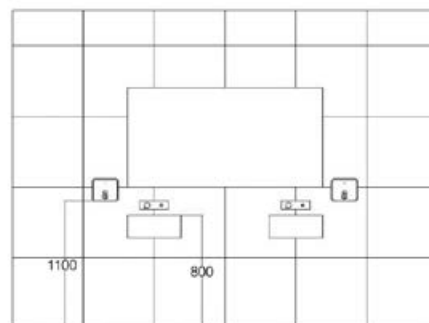
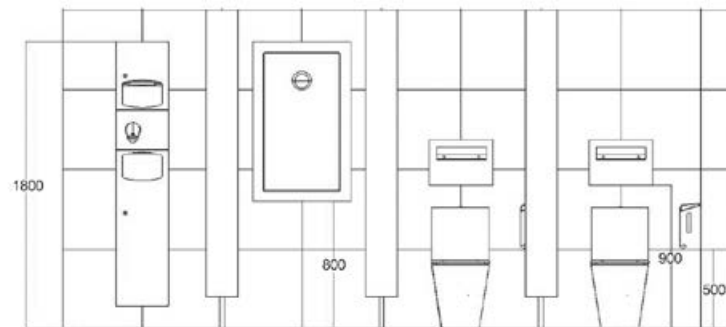
Annexes

EXAMPLES AND RECOMMENDED INSTALLATION HEIGHTS

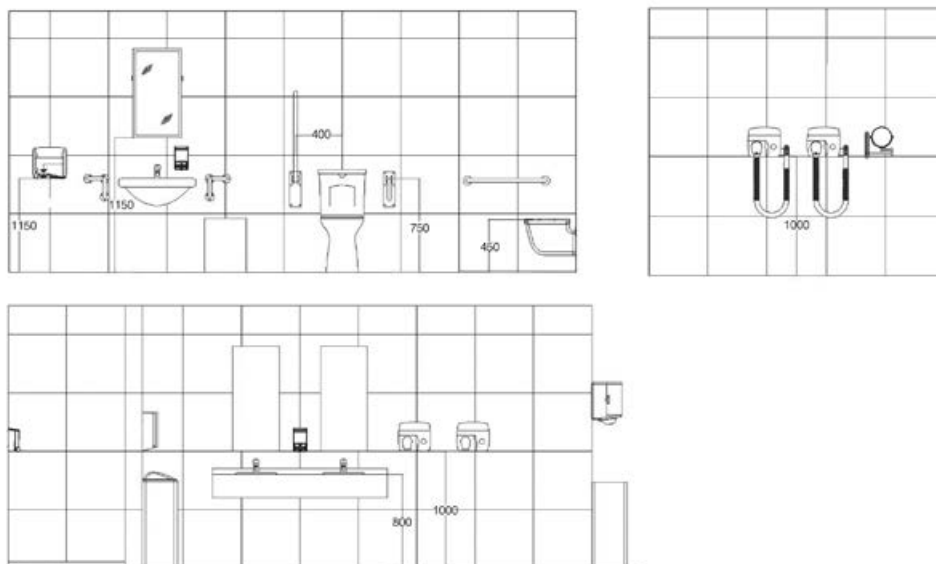
AIRPORT



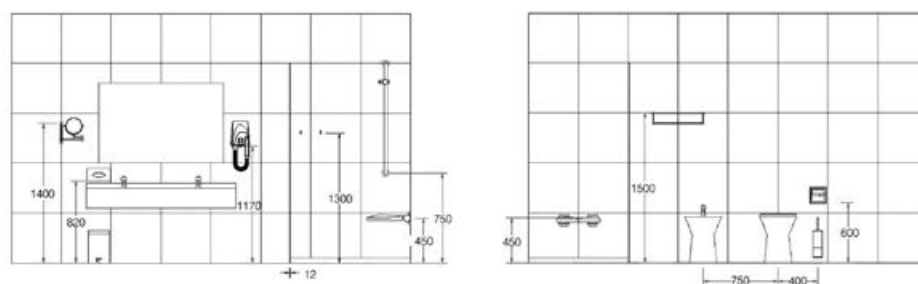
CAFETERIA



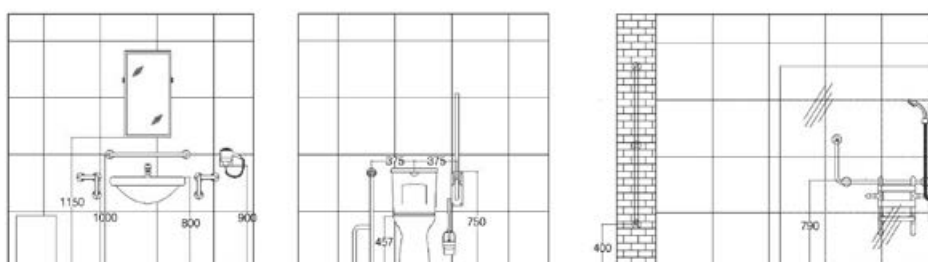
GYM



HOTEL



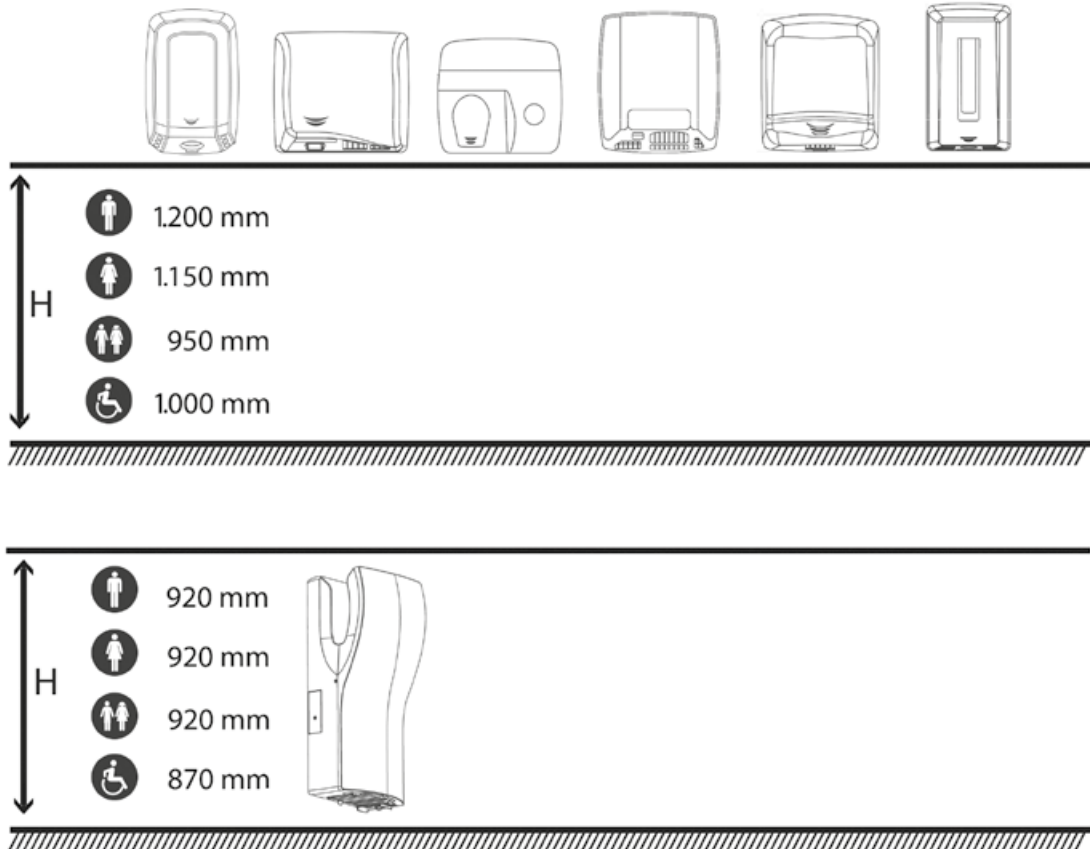
ELDERLY CARE HOMES



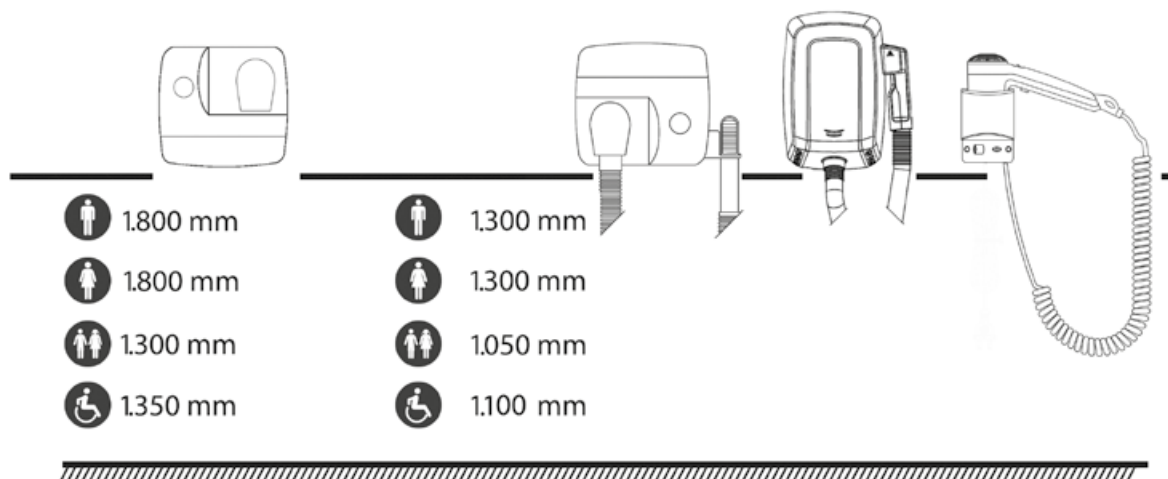
Annexes








EXAMPLES AND RECOMMENDED INSTALLATION HEIGHTS

HEIGHT FOR HAND DRYERS



HEIGHT FOR HAIR DRYERS



		WHITE EPOXY STEEL	BRIGHT STAINLESS STEEL	SATIN STAINLESS STEEL	BRIGHT CHROME-PLATED BRASS	PAGE
HAND DRYERS						
	M09A + KT009 M09ACS + KT009CS	●		●		40
	E05 + KT0005 E05C + KT0005C E05CS + KT0005CS	●	●	●		56
	M03 + KT0005 / M03AC+ KT0005C / M03ACS + KT0005CS	●	●	●		61
SOAP DISPENSERS						
	DJ0252AC				●	98
	DJT118 DJ0121C DJ0120C				●	105
	DJE0010CS			●		105
TOILET PAPER ROLL DISPENSERS						
	PRE700CS			●		114
	AIE310C		●			164
	AIE310CS			●		164
	AIE320C		●			164
	AIE320CS			●		164
PAPER TOWEL DISPENSERS						
	DTE0020CS / DT0040CS			●		124
WASTE BINS						
	PPE0010CS / PPE0035CS			●		135
	DTES0040Cs / DTES0060CS			●		145
	DTE0050CS			●		146
	DTE0010CS			●		146
	DTE0030CS			●		146

GENERAL INSTRUCTIONS

- Before applying any treatment, completely remove the plastic protection from the stainless steel.
- Do not use rough cloths, paper cloths or scouring pads.
- Dry the treated surface using a gentle cloth.
- As a general rule, use only a gentle cloth dampened with soapy water.
- The application of certain cleaning treatments may change the shade of a part's finish; therefore, treatment of the entire part may be necessary.
- Never use bleach, products based on hypochlorite solutions, liquids made with strong acids often used for cleaning floors and walls, hydrochloric acid or products containing petrol in the cleaning process.
- Pay special attention to the components of cleaning products, especially those specifically for cleaning bathrooms.
- In exceptional cases, carefully polish very specific areas. Then use a gentle cloth dampened with soapy water and dry thoroughly.
- Printed marks are easily removed when these cleaning processes are applied. Therefore, where possible, avoid applying on top of logos or other printed marks.

CLEANING SPECIFICATIONS

	WHAT WITH?	HOW?
REGULAR CLEANING	Liquid soap or neutral household detergent. Water.	Clean with a soft chamois cloth or sponge and warm water. Remove any moisture with a dry cloth. If the product is subjected to hostile environments, such as salt (near the sea), intense humidity, chlorine (swimming pools), etc., a further treatment in addition to regular cleaning is recommended, which involves the application of a household product containing silicon.
MEDIUM SOIL LEVEL (stains, fingerprints...)	Liquid soap or neutral household detergent. Water. Cream or liquid polish for metals, specific for steel, such as the one manufactured by 3M.	Proceed in the same way as for regular cleaning. If you use specific household products, follow the manufacturer's instructions. Ensure that the products are liquid or cream. If using sprays, apply the product to the cloth, not directly onto the surface to be treated.
HEAVY SOIL LEVEL (discolouration due to atmospheric agents)	If the above procedures do not provide satisfactory results, carefully use household cleaners, degreasers or solvents. Never use products specifically designed for tin or copper as they may affect the colour of the steel. The 3M product recommended above may be useful in these cases.	Proceed in the same way as for regular cleaning. If you use specific household products, follow the manufacturer's instructions. Ensure that the products are liquid or cream. Before treating the entire affected surface, carry out a test on a small area.
MINERAL DEPOSITS – LIMESCALE	Dilute 5 % white vinegar in water. Specific cleaning products for lime with a silicone protective base, for example, "Super brillo Oro" (with acetic or phosphoric acid).	Proceed in the same way as with regular cleaning. In the case of using specific cleaning products, follow the manufacturer's instructions. Before treating the entire affected surface, carry out a test on a small area.
RUST MARKS	Any of the above, excluding those indicated for highly resistant stains. You can use 3M Scotch-Brite specially designed for scratch-free cleaning of ceramic cooktops.	Gently and carefully polish using 3M Scotch-Brite in the direction of the grain or lines. NOTE: This method only applies to satin finishes (rough polished), and never bright finishes (high gloss).

Mediclinics offers different stands with fitted products, in order to promote the product offering at points of sale. Display stands made of steel and vinyl, to communicate to the customer the main advantages of the product on display.

DISPLAY STAND - MK0350

Steel display stand fitted with the main products in a variety of finishes.

Dimensions: 1,980 x 750 x 420 mm.

DISPLAY STAND - MK0352

Steel display stand fitted with the Dualflow® Plus dryer. It includes leaflets with information on the machine.

Dimensions: 1,200 x 495 x 360 mm.



PRODUCT NOT INCLUDED



PRODUCT NOT INCLUDED

Annexes

CERTIFICATIONS

GS/UL

- Guarantees that the stated technical specifications (voltage, power, consumption, etc.) are met.
- Guarantees that the user can never get access to the live parts of the appliance.
- Guarantees that the equipment will never experience abnormal temperature increases.
- Guarantees that the user will never receive an electric shock when touching accessible metal parts.
- Guarantees that our hand dryers are protected against transient surges.
- Guarantees that our machines have a humidity resistance of IP22, IP23 or even IPX4, depending on the model.
- Guarantees the minimum fire risk for all our equipment.
- Guarantees that the covers of our hand dryers can withstand impact energy of 0.5 J.



EMC

- Guarantees that our appliances will not have any negative effects or cause collateral damage to other electrical or electronic devices in the vicinity by the emission of continuous or discontinuous disturbances.
- Guarantees that our units function properly without being affected by other devices in the environment, whether radiated or conducted through the mains electricity.
- Guarantees that our appliances function properly without generating radiated or conducted interference that may affect the operation of other devices in the vicinity.



BLUE ANGEL

"Blue Angel" is an ecolabel awarded by the Federal Government of Germany for the protection of consumers and the environment.

It is a certification that is evaluated by an independent jury and sets very high standards. For more than 35 years it has been used as a guide for the selection of environmentally friendly products.

Its main objective is to protect the climate, reduce energy consumption and eliminate pollutants and waste, thus protecting the environment.

The "Blue Angel" environmental label for hand dryers is awarded to products with the following characteristics:

- Low energy consumption
- Very high level of drying
- Safe and recyclable design
- No use of environmentally harmful materials



BUILDING GREEN APPROVED

The Building Green Approved concept has emerged from the need to develop standards for energy efficiency and environmental responsibility. It focuses mostly on resources such as energy, water and materials. The main objective of Building Green Approved is to obtain the maximum efficiency from these resources.























- It ensures equipment is energy-efficient and environmentally friendly.
- It reduces energy bills as well as the negative impact on the environment.
- It helps in the design and construction of healthier and more productive buildings and spaces for people.
- It enhances the energy efficiency of any type of building.



ISO 9001

- Guarantees the company is 100 % customer-orientated.
- Builds customer trust based on the company's ability to consistently deliver the agreed products and/or services.
- Facilitates the opening of new markets both nationally and internationally.
- Improves our competitive position in terms of increased revenue and market share.
- Increases productivity as a result of continuous improvements in our internal processes. Improvement of our internal organization, achieved through more fluid communications, with set responsibilities and objectives.
- Orientation towards continuous improvement which allows us to identify new opportunities to improve the objectives we have already achieved.
- Increased responsiveness and flexibility to changing market opportunities.
- Increased ability to create value, both for the company and for its suppliers and strategic partners.
- Improvement of the motivation of the staff within our organization, as well as their willingness to work as part of a team.



		CERTIFICATE / QUALITY SEAL			
		GS	EMC	UL / CSA	BUILDING GREEN
HAND DRYERS	Dualflow® plus				
	Machflow®				
	Speedflow®				
	Saniflow®				
	Mediflow®				
	Optima®				
	JuniorPlus®				
	Smartflow®				
HAIR DRYERS	Smartflow®				
CHANGING STATION	Babymedi® Tested according to: ASTM F2285-04 (2010)				

Descriptive table of Mediclinics' certified products and the organizations that endorse them.



ADA. STANDARDS FOR ACCESSIBILITY IN BUILDINGS AND FACILITIES



UNE 41523. STANDARDS FOR ACCESSIBILITY IN BUILDINGS. SANITARY SPACES

ANSI S117.1. STANDARDS FOR ACCESSIBLE AND USABLE BUILDINGS AND FACILITIES

If it is installed correctly:

- Eliminates architectural barriers and facilitates access to any space for people with reduced mobility.
- Allows people with reduced mobility to manoeuvre close to and use the appliances in any space.
- Designs products suitable for the specific needs of people with reduced mobility.
- Achieves shapes and textures that perfectly meet the needs of people with reduced mobility.
- Provides people with reduced mobility with the elements that allow them to move safely within any space.

The pallet dimensions for most of the products are given below:

A	120 x 80 x 110 cm
B	120 x 80 x 120 cm
C	120 x 80 x 130 cm
D	120 x 80 x 140 cm
E	120 x 80 x 165 cm
F	120 x 80 x 195 cm

General sales conditions

General conditions of sale of exported products:

SHIPPING CONDITIONS:	EXW Barcelona, Spain, for orders of less than 3,000 euros (Incoterms 2010)
	FCA/FOB Barcelona, Spain, for orders of more than 3,000 euros (Incoterms 2010)
TERMS OF PAYMENT:	To be agreed upon.
SHIPPING TIMES:	To be confirmed for each order.
MINIMUM ORDER:	One pallet per model.

MEDICLINICS S.A. reserves the right to modify the products and their technical characteristics without prior notice.

16

Solutions
from A to Z

LIST OF PRODUCTS



List of products

CODE	DESCRIPTION	Page	CODE	DESCRIPTION	Page
9391005SMD	Optional shaft for adapting to industrial toilet paper	113	AI0100C	Bright-finish spare roll holder. Medinox series	160
AC0083C	Bright-finish tissue dispenser. Medicrom series	170	AI0100CS	Satin-finish spare roll holder. Medinox series	160
AC0780C	Bright-finish shelf. Medicrom series	170	AI0110C	Bright-finish towel rail. Medinox series	158
AC0950C	Bright-finish grab bar-towel rail. Medicrom series	168	AI0110CS	Satin-finish towel rail. Medinox series	158
AC0956C	Bright-finish grab bar. Medicrom series	169	AI0113B	Black roll holder. Medisteel series	165
AC0957C	Bright-finish grab bar with soap dish. Medicrom series	169	AI0113C	Bright-finish roll holder. Medisteel series	165
AC0959C	Bright-finish towel shelf. Medicrom series	168	AI0113CS	Satin-finish roll holder. Medisteel series	165
AC0961C	Bright-finish towel rail. Medicrom series	168	AI0115B	Black towel rail. Medisteel series	162
AC0962C	Bright-finish soap dish. Medicrom series	170	AI0115C	Bright-finish towel rail. Medisteel series	162
AC0963C	Bright-finish soap dish. Medicrom series	170	AI0115CS	Satin-finish towel rail. Medisteel series	162
AC0964C	Bright-finish triangular soap dish. Medicrom series	170	AI0118B	Black soap dish. Medisteel series	163
AC0966C	Bright-finish robe hook. Medicrom series	171	AI0118C	Bright-finish soap dish. Medisteel series	163
AC0967C	Bright-finish roll holder with cover. Medicrom series	171	AI0118CS	Satin-finish soap dish. Medisteel series	163
AC0970C	Bright-finish spare roll holder. Medicrom series	171	AI0129B	Bright-finish roll holder with cover. Medisteel series	165
AC0973C	Bright-finish grab bar-towel rail. Medicrom series	168	AI0129C	Bright-finish roll holder with cover. Medisteel series	165
AC0974C	Bright-finish grab bar-towel rail. Medicrom series	168	AI0129CS	Satin-finish roll holder with cover. Medisteel series	165
AC0978C	Bright-finish towel rail. Medicrom series	169	AI0140C	Bright-finish soap basket. Medinox series	159
AC0979C	Bright-finish towel rail. Medicrom series	169	AI0140CS	Satin-finish soap basket. Medinox series	159
AI0010C	Bright-finish robe hook. Medinox series	161	AI0160C	Bright-finish soap basket. Medinox series	159
AI0010CS	Satin-finish robe hook. Medinox series	161	AI0160CS	Satin-finish soap basket. Medinox series	159
AI0020C	Bright-finish towel rail. Medinox series	157	AI0170C	Bright-finish magnifying mirror. Medisteel series	167
AI0020CS	Satin-finish towel rail. Medinox series	157	AI0184B	Black towel rail. Medisteel series	162
AI0030C	Bright-finish double towel rail. Medinox series	157	AI0184C	Bright-finish towel rail. Medisteel series	162
AI0030CS	Satin-finish double towel rail. Medinox series	157	AI0184CS	Satin-finish towel rail. Medisteel series	162
AI0033B	Black robe hook. Medisteel series	165	AI0310B	Matte black roll holder with cover. Medisteel series	164
AI0033C	Bright-finish robe hook. Medisteel series	166	AI0310C	Bright-finish roll holder with cover. Medisteel series	164
AI0033CS	Satin-finish robe hook. Medisteel series	166	AI0310CS	Satin-finish roll holder with cover. Medisteel series	164
AI0036B	Black robe hook. Medisteel series	165	AI0320B	Matte black double roll holder with cover. Medisteel series	164
AI0036C	Bright-finish robe hook. Medisteel series	166	AI0320C	Bright-finish double roll holder with cover. Medisteel series	164
AI0036CS	Satin-finish robe hook. Medisteel series	166	AI0320CS	Satin-finish double roll holder with cover. Medisteel series	164
AI0040C	Bright-finish towel shelf. Medinox series	157	AI0710C	Bright-finish towel shelf. Medisteel series	162
AI0040CS	Satin-finish towel shelf. Medinox series	157	AI0710CS	Satin-finish towel shelf. Medisteel series	162
AI0050C	Bright-finish soap dish. Medinox series	159	AI0720C	Bright-finish shelf. Medisteel series	163
AI0050CS	Satin-finish soap dish. Medinox series	159	AI0720CS	Satin-finish shelf. Medisteel series	163
AI0060C	Bright-finish shelf. Medinox series	158	AI0910C	Bright-finish retractable clothes line. Medisteel series	167
AI0060CS	Satin-finish shelf. Medinox series	158	AI0920C	Bright-finish sanitary bag dispenser	117
AI0070C	Bright-finish roll holder. Medinox series	160	AI0920CS	Satin-finish sanitary bag dispenser	117
AI0070CS	Satin-finish roll holder. Medinox series	160	AI0968C	Bright-finish spare roll holder. Medisteel series	165
AI0080C	Bright-finish roll holder with cover. Medinox series	160	AI0968CS	Satin-finish spare roll holder. Medisteel series	165
AI0080CS	Satin-finish roll holder with cover. Medinox series	160	AI0985B	Black tissue dispenser. Medisteel series	163
AI0090C	Satin-finish towel rail. Medinox series	158	AI0985C	Bright-finish tissue dispenser. Medisteel series	163
AI0090CS	Bright-finish towel rail. Medinox series	158	AI0985CS	Satin-finish tissue dispenser. Medisteel series	163

List of products

CODE	DESCRIPTION	Page
AI1311B NEW!	Matte black double towel rail. Aura series	151
AI1311C NEW!	Bright-finish double towel rail. Aura series	151
AI1311CS NEW!	Satin-finish double towel rail. Aura series	151
AI1313B NEW!	Matte black towel rail. Aura series	151
AI1313C NEW!	Bright-finish towel rail. Aura series	151
AI1313CS NEW!	Satin-finish single towel rail. Aura series	151
AI1318B NEW!	Matte black bathroom robe hook. Aura series	153
AI1318C NEW!	Bright-finish bathroom robe hook. Aura series	153
AI1318CS NEW!	Satin-finish bathroom robe hook. Aura series	153
AI1321B NEW!	Matte black toilet roll holder. Aura series	152
AI1321C NEW!	Bright-finish toilet roll holder. Aura series	152
AI1321CS NEW!	Satin-finish toilet roll holder. Aura series	152
AI1323B NEW!	Matte black bathroom shelf with towel rail. Harmonia series	151
AI1323C NEW!	Bright-finish bathroom shelf with towel rail. Harmonia series	151
AI1323CS NEW!	Satin-finish bathroom shelf with towel rail. Harmonia series	151
AI1411B NEW!	Matte black double towel rail. Harmonia series	154
AI1411C NEW!	Bright-finish double towel rail. Harmonia series	154
AI1411CS NEW!	Satin-finish double towel rail. Harmonia series	154
AI1413B NEW!	Matte black towel rail. Harmonia series	154
AI1413C NEW!	Bright-finish towel rail. Harmonia series	154
AI1413CS NEW!	Satin-finish single towel rail. Harmonia series	154
AI1418B NEW!	Matte black bathroom robe hook. Harmonia series	156
AI1418C NEW!	Bright-finish bathroom robe hook. Harmonia series	156
AI1418CS NEW!	Satin-finish bathroom robe hook. Harmonia series	156
AI1421B NEW!	Matte black toilet roll holder. Harmonia series	155
AI1421C NEW!	Bright-finish toilet roll holder. Harmonia series	155
AI1421CS NEW!	Satin-finish toilet roll holder. Harmonia series	155
AI1423B NEW!	Matte black bathroom shelf with towel rail. Harmonia series	154
AI1423C NEW!	Bright-finish bathroom shelf with towel rail. Harmonia series	154
AI1423CS NEW!	Satin-finish bathroom shelf with towel rail. Harmonia series	154
AI2003B NEW!	Matte black toilet roll holder with shelf. Aura series	152
AI2003C NEW!	Bright-finish toilet roll holder with shelf. Aura series	152
AI2003CS NEW!	Satin-finish toilet roll holder with shelf. Aura series	152
AI2004B NEW!	Matte black double toilet roll holder with shelf. Aura series	152
AI2004C NEW!	Bright-finish double toilet roll holder with shelf. Aura series	152
AI2004CS NEW!	Satin-finish double toilet roll holder with shelf. Aura series	152
AI2005B NEW!	Matte black toilet roll holder with shelf. Harmonia series	155
AI2005C NEW!	Bright-finish toilet roll holder with shelf. Harmonia series	155
AI2005CS NEW!	Satin-finish toilet roll holder with shelf. Harmonia series	155
AI2006B NEW!	Matte black double toilet roll holder with shelf. Harmonia series	155
AI2006C NEW!	Bright-finish double toilet roll holder with shelf. Harmonia series	155
AI2006CS NEW!	Satin-finish double toilet roll holder with shelf. Harmonia series	155

CODE	DESCRIPTION	Page
AI2318B NEW!	Matte black double bathroom robe hook. Aura series	153
AI2318C NEW!	Bright-finish double bathroom robe hook. Aura series	153
AI2318CS NEW!	Satin-finish double bathroom robe hook. Aura series	153
AI2418B NEW!	Matte black bathroom robe hook. Harmonia series	156
AI2418C NEW!	Bright-finish double bathroom robe hook. Harmonia series	156
AI2418CS NEW!	Satin-finish double bathroom robe hook. Harmonia series	156
AIE310C	Bright-finish recessed roll holder. Medisteel series	164
AIE310CS	Satin-finish recessed roll holder. Medisteel series	164
AIE320C	Bright-finish recessed double roll holder with cover. Medisteel series	164
AIE320CS	Satin-finish recessed double roll holder with cover. Medisteel series	164
AM0100	AISI 304 stainless steel-phenolic drop-down seat	193
AM0201C	Bright-finish stainless steel drop-down seat	193
AM0201CS	Satin-finish stainless steel drop-down seat	193
AM0251C	Bright-finish stainless steel drop-down seat with floor support	194
AM0251CS	Satin-finish stainless steel drop-down seat with floor support	194
AM0500	AISI 304 stainless steel-phenolic reversible seat	194
BA0130C	Bright-finish 130° angled bar. Medinox series	192
BA0130CS	Satin-finish 130° angled bar. Medinox series	192
BA2130 B NEW!	Black 130° angled bar. Medinox series	183
BA2130 NEW!	White 130° angled bar. Medinox series	183
BAD090C	Bright-finish 90° angled bar. Medinox series	185
BAD090CS	Satin-finish 90° angled bar. Medinox series	185
BAI090C	Bright-finish 90° angled bar. Medinox series	185
BAI090CS	Satin-finish 90° angled bar. Medinox series	185
BD0700C	Bright-finish angled bar on 2 walls. Medinox series	191
BD0700CS	Satin-finish angled bar on 2 walls. Medinox series	191
BD2700 NEW!	White angled bar on 2 walls. Medinox series	183
BD2700B NEW!	Black angled bar on 2 walls. Medinox series	183
BFD600C	Bright-finish wall bar with 3 anchoring points. Medinox series	190
BFD600CS	Satin-finish wall bar with 3 anchoring points. Medinox series	190
BF1600C	Bright-finish wall bar with 3 anchoring points. Medinox series	190
BF1600CS	Satin-finish wall bar with 3 anchoring points. Medinox series	190
BG0089CS	Satin-finish horizontal drop-down bar. Medinox series	188
BG0800C	Bright-finish vertical drop-down bar. Medinox series	186
BG0800CS	Satin-finish vertical drop-down bar. Medinox series	186
BG0850CS	Satin-finish vertical drop-down bar. Medinox series	186
BG0900CS	Satin-finish vertical drop-down bar with 3 positions. Medinox series	186
BG2800 NEW!	White vertical drop-down bar. Medinox series	182
BG2800B NEW!	Black vertical drop-down bar. Medinox series	182
BGA0820C	Bright-finish vertical drop-down bar with support. Medinox series	187
BGA0820CS	Satin-finish vertical drop-down bar with support. Medinox series	187
BGC2710 NEW!	White vertical drop-down bar with column. Medinox series	182

List of products

CODE	DESCRIPTION	Page
BGC2710B NEW!	Black vertical drop-down bar with column. Medinox series	182
BGC710C	Bright-finish vertical drop-down bar with column. Medinox series	187
BGC710CS	Satin-finish vertical drop-down bar with column. Medinox series	187
BR0300C	387 mm bright-finish straight bar. Medinox series	184
BR0300CS	387 mm satin-finish straight bar. Medinox series	184
BR0400C	537 mm bright-finish straight bar. Medinox series	184
BR0400CS	537 mm satin-finish straight bar. Medinox series	184
BR0600C	692 mm bright-finish straight bar. Medinox series	184
BR0600CS	692 mm satin-finish straight bar. Medinox series	184
BR0750C	842 mm bright-finish straight bar. Medinox series	184
BR0750CS	842 mm satin-finish straight bar. Medinox series	184
BR0900C	997 mm bright-finish straight bar. Medinox series	184
BR0900CS	997 mm satin-finish straight bar. Medinox series	184
BR1200C	1,200 mm bright-finish straight bar. Medinox series	184
BR1200CS	1,200 mm satin-finish straight bar. Medinox series	184
BR2300 NEW!	390 mm white straight bar. Medinox series	181
BR2300B NEW!	390 mm black straight bar. Medinox series	181
BR2400 NEW!	540 mm white straight bar. Medinox series	181
BR2400B NEW!	540 mm black straight bar. Medinox series	181
BR2600 NEW!	695 mm white straight bar. Medinox series	181
BR2600B NEW!	695 mm black straight bar. Medinox series	181
BS0010C	Bright-finish wall-floor recessed bar. Medinox series	188
BS0010CS	Satin-finish wall-floor recessed bar. Medinox series	188
BSD020C	Bright-finish wall-floor bar. Medinox series	189
BSD020CS	Satin-finish wall-floor bar. Medinox series	189
BSI020C	Bright-finish wall-floor bar. Medinox series	189
BSI020CS	Satin-finish wall-floor bar. Medinox series	189
BTD090CS	Satin-finish angled bar on 2 walls. Medinox series	191
BTI090CS	Satin-finish angled bar on 2 walls. Medinox series	191
CN0020	BabyMedi liner refill	202
CP0016H	BabyMedi horizontal changing station in white polypropylene	202
CP0016HCS	BabyMedi horizontal changing station in stainless steel	202
CP0016HCSB	BabyMedi horizontal changing station in black stainless steel	202
CP0016HCSB-I NEW!	BabyMedi horizontal changing station in black stainless steel with ionizer	202
CP0016HCS-I NEW!	BabyMedi horizontal changing station in stainless steel with ionizer	202
CP0016H-I NEW!	BabyMedi horizontal changing station in white polypropylene with ionizer	202
CP0016V	BabyMedi vertical changing station in white polypropylene	203
CP0016VCS	BabyMedi vertical changing station in stainless steel	203
CP0016VCSB NEW!	BabyMedi vertical changing station in black stainless steel	203
CP0016VCSB-I NEW!	BabyMedi vertical changing station in black stainless steel with ionizer	203
CP0016VCS-I NEW!	BabyMedi vertical changing station in stainless steel with ionizer	203
CP0016V-I NEW!	BabyMedi vertical changing station in white polypropylene with ionizer	203

 New

CODE	DESCRIPTION	Page
DBH100	White sanitary bag dispenser, 50 units.	117
DBH100C	Bright-finish sanitary bag dispenser, 50 units.	117
DBH100CS	Satin-finish sanitary bag dispenser, 50 units.	117
DCA100CS	Toilet seat cover dispenser	116
DJ0010F	Smoke-white manual surface soap dispenser 1.1 l liquid soap	103
DJ0020F	Smoke-black manual surface soap dispenser 1.1 l liquid soap	103
DJ0031	White manual surface soap dispenser 1.5 l liquid soap	100
DJ0031B	Black manual surface soap dispenser 1.5 l liquid soap	100
DJ0031C	Bright-finish manual surface soap dispenser 1.5 l liquid soap	100
DJ0031CS	Satin-finish manual surface soap dispenser 1.5 l liquid soap	100
DJ0037A	White automatic surface soap dispenser 1.5 l liquid soap	95
DJ0037AB	Black automatic surface soap dispenser 1.5 l liquid soap	95
DJ0037AB-TRAFO NEW!	Black automatic surface soap dispenser 1.5 l liquid soap. With TRANSFORMER	96
DJ0037AC	Bright-finish automatic surface soap dispenser 1.5 l liquid soap	95
DJ0037ACS	Satin-finish automatic surface soap dispenser 1.5 l liquid soap	95
DJ0037ACS-TRAFO NEW!	Satin-finish automatic surface soap dispenser 1.5 l liquid soap. With TRANSFORMER	96
DJ0037AC-TRAFO NEW!	Bright-finish automatic surface soap dispenser 1.5 l liquid soap. With TRANSFORMER	96
DJ0037A-TRAFO NEW!	White automatic surface soap dispenser 1.5 l liquid soap. With TRANSFORMER	96
DJ0037AC NEW!	Soap dispenser tap tube	80
DJ0050A NEW!	White plastic automatic soap dispenser 1.2 l liquid soap	98
DJ0040	White stainless steel surface soap dispenser - push-button 1.5 l liquid soap	101
DJ0040B	Black surface soap dispenser - push-button 1.5 l liquid soap	101
DJ0040C	Bright-finish surface soap dispenser - push-button 1.5 l liquid soap	101
DJ0040CS	Satin-finish surface soap dispenser - push-button 1.5 l liquid soap	101
DJ0111C	Bright-finish manual surface soap dispenser 1.1 l liquid soap	102
DJ0111CS	Satin-finish manual surface soap dispenser 1.1 l liquid soap	102
DJ0112C	Bright-finish manual surface soap dispenser 1.1 l liquid soap	102
DJ0112CS	Satin-finish manual surface soap dispenser 1.1 l liquid soap	102
DJ0115C	Satin-finish manual surface soap dispenser 1.3 l liquid soap	102
DJ0115CS	Bright-finish manual surface soap dispenser 1.3 l liquid soap	102
DJ0160AS	Satin-finish/Black automatic surface soap dispenser 0.8 l liquid soap	98
DJ0252AC	Recessed automatic soap dispenser 1.6 l liquid soap	98
DJE0010CS	Satin-finish recessed soap dispenser 1.4 l liquid soap	105
DJF0032	White manual surface soap dispenser 1.5 l foam soap	100
DJF0032B	Black manual surface soap dispenser 1.5 l foam soap	100
DJF0032C	Bright-finish manual surface soap dispenser 1.5 l foam soap	100
DJF0032CS	Bright-finish manual surface soap dispenser 1.5 l foam soap	100
DJF0038A	White automatic surface soap dispenser 1.5 l foam soap	95
DJF0038AB	Black automatic surface soap dispenser 1.5 l foam soap	95
DJF0038AB-TRAFO NEW!	Black automatic surface soap dispenser 1.5 l foam soap. With TRANSFORMER	96
DJF0038AC	Bright-finish automatic surface soap dispenser 1.5 l foam soap	95
DJF0038ACS	Satin-finish automatic surface soap dispenser 1.5 l foam soap	95

List of products

CODE	DESCRIPTION	Page
DJF0038ACS-TRAFO NEW!	Satin-finish automatic surface soap dispenser 1.5 l foam soap. With TRANSFORMER	96
DJF0038AC-TRAFO NEW!	Bright-finish automatic surface soap dispenser 1.5 l foam soap. With TRANSFORMER	96
DJF0038A-TRAFO NEW!	White automatic surface soap dispenser 1.5 l foam soap. With TRANSFORMER	96
DJFM0038A NEW!	Behind-the-mirror soap dispenser. Foam soap	45/ 97
DJFM0038A-TRAFO NEW!	Behind-the-mirror soap dispenser. Foam soap	45/ 97
DJFP035	White surface liquid soap dispenser with lever 1.5 l foam soap	104
DJFP035B	Black surface liquid soap dispenser with lever 1.5 l foam soap	104
DJFP035C	Bright-finish surface liquid soap dispenser with lever 1.5 l foam soap	104
DJFP035CS	Satin-finish surface liquid soap dispenser with lever 1.5 l foam soap	104
DJM0037A NEW!	Behind-the-mirror surface soap dispenser, 1 l liquid soap	45/ 97
DJM0037A-TRAFO NEW!	Behind-the-mirror surface soap dispenser, 1 l liquid soap. With TRANSFORMER	45/ 97
DJP0034	White surface liquid soap dispenser with lever 1.5 l liquid soap	104
DJP0034B	Black surface liquid soap dispenser with lever 1.5 l liquid soap	104
DJP0034C	Bright-finish surface liquid soap dispenser with lever 1.5 l liquid soap	104
DJP0034CS	Satin-finish surface liquid soap dispenser with lever 1.5 l liquid soap	104
DJS0033	White manual surface soap dispenser 1.5 l spray soap	100
DJS0033B	Black manual surface soap dispenser 1.5 l spray soap	100
DJS0033C	Bright-finish manual surface soap dispenser 1.5 l spray soap	100
DJS0033CS	Satin-finish manual surface soap dispenser 1.5 l spray soap	100
DJS0039A NEW!	White automatic surface soap dispenser 1.5 l spray soap	95
DJS0039AB NEW!	Black automatic surface soap dispenser 1.5 l spray soap	95
DJS0039AB-TRAFO NEW!	Black automatic surface soap dispenser 1.5 l spray soap. With TRANSFORMER	96
DJS0039AC NEW!	Bright-finish automatic surface soap dispenser 1.5 l spray soap	95
DJS0039ACS NEW!	Satin-finish automatic surface soap dispenser 1.5 l spray soap	96
DJS0039ACS-TRAFO NEW!	Satin-finish automatic surface soap dispenser 1.5 l soap spray. With TRANSFORMER	96
DJS0039AC-TRAFO NEW!	Bright-finish automatic surface soap dispenser 1.5 l spray soap. With TRANSFORMER	96
DJS0039A-TRAFO NEW!	White automatic surface soap dispenser 1.5 l spray soap. With TRANSFORMER	96
DJSM0039A NEW!	Behind-the-mirror soap dispenser. Spray soap	45/ 97
DJSM0039A-TRAFO NEW!	Behind-the-mirror soap dispenser. Spray soap	45/ 97
DJSP036	White surface liquid soap dispenser with lever 1.5 l spray soap	104
DJSP036B	Black surface liquid soap dispenser with lever 1.5 l spray soap	104
DJSP036C	Bright-finish surface liquid soap dispenser with lever 1.5 l spray	104
DJSP036CS	Satin-finish surface liquid soap dispenser with lever 1.5 l spray soap	104
DJT118	Recessed worktop soap dispenser 0.95 l liquid soap	105
DT0208ACS	Satin-finish wall-mounted automatic paper towel roll dispenser	125
DT0303	White jumbo roll dispenser, Ø250 mm	126
DT0303C	Bright-finish jumbo roll dispenser, Ø250 mm	126
DT0303CS	Satin-finish jumbo roll dispenser, Ø250 mm	126
DT2106	White paper towel dispenser 400-600 units C/Z	123
DT2106B	Black paper towel dispenser 400-600 units C/Z	123
DT2106C	Bright-finish paper towel dispenser 400-600 units C/Z	123
DT2106CS	Satin-finish paper towel dispenser 400-600 units C/Z	123

CODE	DESCRIPTION	Page
DTE0010CS	Paper towel dispenser + 26.5 l waste bin combined unit, recessed	146
DTE0020CS	Satin-finish recessed paper towel dispenser. 200-400 units C/Z	124
DTE0030CS	Paper towel dispenser + 8 l waste bin combined unit, recessed	146
DTE0040CS NEW!	Satin-finish recessed paper towel dispenser, 600-800 units. C/Z Bradley	124
DTE0050CS	Paper towel dispenser + 17 l waste bin combined unit, recessed	146
DTE0040CS	Paper towel dispenser + waste bin + hand dryer combined unit	145
DTE0060CS NEW!	Paper towel dispenser + waste bin + hand dryer combined unit	145
DTH100	White folded toilet tissue dispenser, 400 units	117
DTH100C	Bright-finish folded toilet tissue dispenser, 400 units	117
DTH100CS	Satin-finish folded toilet tissue dispenser, 400 units	117
DTM2106 NEW!	Behind-the-mirror paper dispenser, 400-600 units C/Z	45/ 124
DTP025CS	Satin paper towel roll dispenser with lever	125
E05	Saniflow white manual hand dryer	53
E05A	Saniflow white automatic hand dryer	51
E05AB	Saniflow black automatic hand dryer	51
E05AC	Saniflow bright-finish automatic hand dryer	51
E05ACS	Saniflow satin-finish automatic hand dryer	51
E05B	Saniflow black manual hand dryer	53
E05C	Saniflow bright-finish manual hand dryer	53
E05CS	Saniflow satin-finish manual hand dryer	53
E85	Saniflow white manual hand dryer	55
E85A	Saniflow white manual hand dryer	55
E88	Saniflow white manual hand dryer	54
E88A	Saniflow white automatic hand dryer	52
E88AC	Saniflow bright-finish automatic hand dryer	52
E88ACS	Saniflow satin-finish automatic hand dryer	52
E88AO	Saniflow "gold" automatic hand dryer	52
E88C	Saniflow bright-finish manual hand dryer	54
E88CS	Saniflow satin-finish manual hand dryer	54
E88O	Saniflow "gold" manual hand dryer	54
EP0300	White pivot mirror, 700 x 500 mm	195
EP0300CS	Satin-finish pivot mirror, 700 x 500 mm	195
EP0350CS	Fixed mirror 700 x 500 mm	195
EP0400CS	Satin-finish pivot mirror, 800 x 600 mm	195
EP0450CS	Fixed mirror 800 x 600 mm	195
ES0010	White toilet brush set. Medicolor series	172
ES0010B NEW!	Black toilet brush set. Medicolor series	172
ES0010C	Bright-finish toilet brush set. Medicrom series	172
ES0965C	Bright-finish toilet brush set. Medinox series	161
ES0965CS	Satin-finish brush set. Medinox series	161
ES0968C	Bright-finish toilet brush set. Medisteele series	166
ES0968CS	Satin-finish brush set. Medisteele series	166

List of products

CODE	DESCRIPTION	Page
ES1002B NEW!	Matte black toilet brush set. Aura series	153
ES1002C NEW!	Bright-finish toilet brush set. Aura series	153
ES1002CS NEW!	Satin-finish brush set. Aura series	153
ES1003B NEW!	Matte black toilet brush set. Harmonia series	156
ES1003C NEW!	Bright-finish toilet brush set. Harmonia series	156
ES1003CS NEW!	Satin-finish brush set. Harmonia series	156
FA0120CS NEW!	Water dispenser island, 800 mm height	220
FA0220CS NEW!	Water dispenser island, 915 mm height	220
FAM120CS	Wall-mounted water dispenser	219
FAM130CS NEW!	Wall-mounted water dispenser	219
GA003AC NEW!	Tube tap with sensor	80
GAJ002AC NEW!	Soap and water dispenser with swan neck tap	79
HGPT0020B NEW!	Black sanitizing station	99
HGPT0040 NEW!	White sanitizing station	99
HGPT0050B NEW!	Black pedal-operated sanitizing station	99
HGPT0070B NEW!	Plate holder in automatic soap dispenser	91/ 92
KA0090 NEW!	TRANSFORMER accessory for automatic soap dispenser	95, 96, 97
KA0090-TYPE A KA0090-TYPE G KA0090B-2M	TRANSFORMER accessory for automatic soap dispenser	96, 97
KA0090B-A-2M KA0090B-G-2M KA0090-5M KA0090-A-5M KA0090-G-5M	TRANSFORMER accessory for automatic soap dispenser	96, 97
KA0252 NEW!	TRANSFORMER accessory for DJ0252AC soap dispenser	98
KG0020B NEW!	Glove holder for HGPT0020B sanitizing station	99
KIT2789	Optional shaft for 3 rolls	112
KITDESM14A	Dualflow Plus hand dryer wastewater outlet kit	33
KT0005	White Saniflow recess kit	56
KT0005C	Bright-finish Saniflow recess kit	56
KT0005CS	Satin-finish Saniflow recess kit	56
KT0010	White Mediflow recess kit	61
KT0010C	Bright-finish Mediflow recess kit	61
KT0010CS	Satin-finish Mediflow recess kit	61
KT0030CS	DTE0030CS wall-mounting frame	146
KT0040CS	DTES0040CS or DTES0060CS surface-mounting frame	145
KT009	Machflow Plus / Machflow dryer recess kit	40
KT009CS	Machflow Plus / Machflow dryer recess kit	40
KTP009	Plug-in kit for Machflow Plus / Machflow dryer	41
KTR100	Overflow kit	207
M02A	White Mediflow hand dryer	59
M02AB	Black Mediflow hand dryer	59
M02AC	Bright-finish Mediflow hand dryer	59
M02ACS	Satin-finish Mediflow hand dryer	59
M03A	White Mediflow hand dryer	60

CODE	DESCRIPTION	Page
M03AB	Black Mediflow hand dryer	60
M03AC	Bright-finish Mediflow hand dryer	60
M03ACS	Satin-finish Mediflow hand dryer	60
M04A	White Smartflow hand dryer	69
M04AB NEW!	Black Smartflow hand dryer	69
M04AC	Bright-finish Smartflow hand dryer	69
M04ACS	Satin-finish Smartflow hand dryer	69
M06A	White Speedflow plus hand dryer	46
M06AB	Black Speedflow plus hand dryer	46
M06AC	Bright-finish Speedflow plus hand dryer	46
M06ACS	Satin-finish Speedflow plus hand dryer	47
M06AF	White Speedflow plus hand dryer	47
M092A NEW!	Swan neck tap hand dryer	79
M093A NEW!	Tube tap hand dryer	80
M09A	White Machflow hand dryer with HEPA	39
M09AB	Black Machflow hand dryer with HEPA	39
M09AB-FIL NEW!	Black Machflow hand dryer with HEPA	39
M09AB-I NEW!	Black Machflow hand dryer with HEPA and ionizer	39
M09AC	Bright Machflow hand dryer with HEPA	39
M09AC-FIL NEW!	Bright-finish Machflow hand dryer with HEPA	39
M09AC-I NEW!	Bright-finish Machflow hand dryer with HEPA and ionizer	39
M09ACS	Satin Machflow hand dryer with HEPA	39
M09ACS-FIL NEW!	Satin-finish Machflow hand dryer with HEPA	39
M09ACS-I NEW!	Satin-finish Machflow hand dryer with HEPA and ionizer	39
M09A-FIL NEW!	White Machflow hand dryer with HEPA	39
M09A-I NEW!	White Machflow hand dryer with HEPA and ionizer	39
M14A	White Dualflow Plus hand dryer	35
M14AB	Black Dualflow Plus hand dryer	35
M14AB-DES NEW!	Black Dualflow Plus hand dryer with drain	35
M14AB-DES-I NEW!	Black Dualflow Plus hand dryer with drain and ionizer	35
M14AB-I NEW!	Black Dualflow Plus hand dryer with ionizer	35
M14ACS	Satin-finish Dualflow Plus hand dryer	35
M14ACS-DES NEW!	Satin-finish Dualflow Plus hand dryer with drain	35
M14ACS-DES-I NEW!	Satin-finish Dualflow Plus hand dryer with drain and ionizer	35
M14ACS-I NEW!	Satin-finish Dualflow Plus hand dryer with ionizer	35
M14A-DES NEW!	White Dualflow Plus hand dryer with drain	35
M14A-DES-I NEW!	White Dualflow Plus hand dryer with drain and ionizer	35
M14A-I NEW!	White Dualflow Plus hand dryer with ionizer	35
M17A	White Speedflow Plus hand dryer with HEPA	44
M17AB	Black Speedflow Plus hand dryer with HEPA	44
M17AB-I NEW!	Speedflow hand dryer with HEPA and ionizer	44
M17AC	Bright-finish Speedflow Plus hand dryer with HEPA	44

List of products

CODE	DESCRIPTION	Page
M17AC-I NEW!	Speedflow hand dryer with HEPA and ionizer	44
M17ACS	Satin-finish Speedflow Plus hand dryer with HEPA	44
M17AF	White enamelled Speedflow Plus hand dryer with HEPA	44
M17AF-I	White enamelled Speedflow Plus hand dryer with HEPA and ionizer	44
M17ACS-I NEW!	Speedflow hand dryer with HEPA and ionizer	44
M17A-I NEW!	Speedflow hand dryer with HEPA and ionizer	44
M19A NEW!	White Machflow Plus brushless hand dryer with HEPA and ionizer	38
M19AB NEW!	Black Machflow Plus brushless hand dryer with HEPA and ionizer	38
M19AB-FIL NEW!	Black Machflow Plus brushless hand dryer with HEPA	38
M19AB-I NEW!	Black Machflow Plus brushless hand dryer with HEPA and ionizer	38
M19AC NEW!	Bright-finish Machflow Plus brushless hand dryer with HEPA	38
M19AC-FIL NEW!	Bright-finish Machflow Plus brushless hand dryer with HEPA	38
M19AC-I NEW!	Bright-finish Machflow Plus brushless hand dryer with HEPA and ionizer	38
M19ACS NEW!	Satin-finish Machflow Plus brushless hand dryer with HEPA	38
M19ACS-FIL NEW!	Satin-finish Machflow Plus brushless hand dryer with HEPA	38
M19ACS-I NEW!	Satin-finish Machflow Plus brushless hand dryer with HEPA and ionizer	38
M19A-FIL NEW!	White Machflow Plus brushless hand dryer with HEPA	38
M19A-I NEW!	White Machflow Plus brushless hand dryer with HEPA and ionizer	38
M24A NEW!	White Dualflow Plus brushless hand dryer	33
M24AB NEW!	Black Dualflow Plus brushless hand dryer	33
M24AB-DES NEW!	Black Dualflow Plus brushless hand dryer with drain	33
M24AB-DES-I NEW!	Black Dualflow Plus brushless hand dryer with drain and ionizer	33
M24AB-I NEW!	Black Dualflow Plus brushless hand dryer with ionizer	33
M24ACS NEW!	Satin-finish Dualflow Plus brushless hand dryer	33
M24ACS-DES NEW!	Satin-finish Dualflow Plus brushless hand dryer with drain	33
M24ACS-DES-I NEW!	Satin-finish Dualflow Plus brushless hand dryer with drain and ionizer	33
M24ACS-I NEW!	Satin-finish Dualflow Plus brushless hand dryer with ionizer	33
M24A-DES NEW!	White Dualflow Plus brushless hand dryer with drain	33
M24A-DES-I NEW!	White Dualflow Plus brushless hand dryer with drain and ionizer	33
M24A-I NEW!	White Dualflow Plus brushless hand dryer with ionizer	33
M88APLUS	JuniorPlus automatic hand dryer	67
M88PLUS	JuniorPlus manual hand dryer	67
M99A	White Optima hand dryer	65
M99AB NEW!	Black Optima hand dryer	65
M99AC	Bright-finish Optima hand dryer	65
M99ACS	Satin-finish Optima hand dryer	65
PP0003C	Satin waste container	136
PP0006	White sanitary bin 6 l	136
PP0006B	Black sanitary bin 6 l	136
PP0006C	Bright-finish sanitary bin 6 l	136
PP0006CS	Satin-finish sanitary bin 6 l	136
PP0065	White waste bin 65 l	131

CODE	DESCRIPTION	Page
PP0065C	Bright-finish waste bin 65 l	131
PP0065CS	Satin-finish waste bin 65 l	131
PP0080	White waste bin 80 l	131
PP0080C	Bright-finish waste bin 80 l	131
PP0080CS	Satin-finish waste bin 80 l	131
PP0104CS	Satin-finish ashtray, Medisteel series	167
PP0162C	Bright-finish ashtray, Medisteel series	167
PP0162CS	Satin-finish ashtray, Medisteel series	167
PP1065	White waste bin 65 l	132
PP1065C	Bright-finish waste bin 65 l	132
PP1065CS	Satin-finish waste bin 65 l	132
PP1080	White waste bin 80 l	132
PP1080C	Bright-finish waste bin 80 l	132
PP1080CS	Satin-finish waste bin 80 l	132
PP1206	White pedal bin 6 l	137
PP1206C	Bright-finish pedal bin 6 l	137
PP1206CS	Satin-finish pedal bin 6 l	137
PP1214	White pedal bin 12 l	137
PP1214C	Bright-finish pedal bin 12 l	137
PP1214CS	Satin-finish pedal bin 12 l	137
PP1303	White pedal bin 3 l	138
PP1303C	Bright-finish pedal bin 3 l	138
PP1303CS	Satin-finish pedal bin 3 l	138
PP1305	White pedal bin 5 l	138
PP1305C	Bright-finish pedal bin 5 l	138
PP1305CS	Satin-finish pedal bin 5 l	138
PP1312	White pedal bin 12 l	138
PP1312C	Bright-finish pedal bin 12 l	138
PP1312CS	Satin-finish pedal bin 12 l	138
PP1321	White pedal bin 20 l	138
PP1321C	Bright-finish pedal bin 20 l	138
PP1321CS	Satin-finish pedal bin 20 l	138
PPA2279	White waste bin 25 l	134
PPA2279B	Black waste bin 25 l	134
PPA2279C	Bright-finish waste bin 25 l	134
PPA2279CS	Satin-finish waste bin 25 l	134
PPA4279 NEW!	White waste bin 40 l	133
PPA4279B NEW!	Black waste bin 40 l	133
PPA4279C NEW!	Bright-finish waste bin 40 l	133
PPA4279CS NEW!	Satin-finish waste bin 40 l	133
PPE0010CS	Satin-finish recessed waste bin 14.2 l	135
PPE0035CS NEW!	Satin-finish recessed waste bin 5.4 l	135

List of products

CODE	DESCRIPTION	Page
PR0700CS	Satin-finish toilet roll holder, 2 units	114
PR0781	White toilet roll holder, 3 units	114
PR0781C	Bright-finish toilet roll holder, 3 units	114
PR0781CS	Satin-finish toilet roll holder, 3 units	114
PR2783	White circular toilet roll holder, diameter 230 mm	111
PR2783B	Black circular toilet roll holder, diameter 230 mm	111
PR2783C	Bright-finish circular toilet roll holder, diameter 230 mm	111
PR2783CS	Satin-finish circular toilet roll holder, diameter 230 mm	111
PR2784	White toilet roll holder, 2 units	115
PR2784B	Black toilet roll holder, 2 units.	115
PR2784C	Bright-finish toilet roll holder, 2 units	115
PR2784CS	Satin-finish toilet roll holder, 2 units	115
PR2787	White circular toilet roll holder, diameter 275 mm	112
PR2787B	Black circular toilet roll holder, diameter 275 mm	112
PR2787C	Bright-finish circular toilet roll holder, diameter 275 mm	112
PR2787CS	Satin-finish circular toilet roll holder, diameter 275 mm	112
PR2789	White circular toilet roll holder, 3 units/diameter 275 mm	113
PR2789B	Black circular toilet roll holder, 3 units/diameter 275 mm	113
PR2789C	Bright-finish circular toilet roll holder, 3 units/diameter 275 mm	113
PR2789CS	Satin-finish circular toilet roll holder, 3 units/diameter 275 mm	113
PRE700CS	Satin-finish recessed toilet roll holder, 2 units.	114
PS0001CS	Mixed toilet sign	177
PS0002CS	Women's toilet sign	177
PS0003CS	Men's toilet sign	177
PS0004CS	Adapted toilet sign	177
PS0005CS	Changing station sign	177
PS0006CS	Breastfeeding area sign	177
PS0007CS	Shower sign	177
PS0008CS	Silence sign	177
PS0009CS	No smoking sign	177
PS0010CS	Mobile phone use prohibited sign	177
RCFB001	Dryer air freshener beads kit, 4 units.	33
RPR2700CS NEW!	Shelf for toilet roll holder	111/ 112/ 113/
SC0004	White individual-use hair dryer	87
SC0009	White communal-use hair dryer	85
SC0009CS	Satin-finish communal-use hair dryer	85
SC0010	White individual-use hair dryer, 540–1,240 W power	88
SC0010CS	Black individual-use hair dryer, 540–1,240 W power	88
SC0020	White individual-use hair dryer, 540–1,240 W power	88
SC0020CS	Black individual-use hair dryer, 540–1,240 W power	88
SC0030	White individual-use hair dryer, 540–1,240 W power	89
SC0030CS	Black individual-use hair dryer, 540–1,240 W power	89
SC0040	White individual-use hair dryer, 1,800 W power	89
SC0087	White individual-use hair dryer, 600–800–1100 W power	87
SC0088	White individual-use hair dryer, 600–800–1100 W power	87
SC0088H	White communal-use hair dryer	86

CODE	DESCRIPTION	Page
SC0088HCS	Satin-finish communal-use hair dryer	86
SC1088HT	White communal-use hair dryer	86
SC1088HTCS	Satin-finish communal-use hair dryer	86
SN0027C	Bright-finish recessed washbasin, 305 mm	207
SN0027CS	Satin-finish recessed washbasin, 305 mm	207
SN0031C	Bright-finish recessed washbasin, 355 mm	207
SN0031CS	Satin-finish recessed washbasin, 355 mm	207
SN0036C	Bright-finish recessed washbasin, 405 mm	207
SN0036CS	Satin-finish recessed washbasin with overflow, 405 mm	207
SN0110CS	Floor-standing toilet with cistern	213
SN0125CS NEW!	Floor-standing toilet	213
SN0128CS NEW!	Wall-mounted toilet	213
SN0200CS	2-station washbasin	208
SN0300CS	3-station washbasin	208
SN0800CS	Shower tray 800 x 800 mm	211
SNLM35C	Wall-mounted washbasin	210
SNLM35CS	Wall-mounted washbasin	210
SNLM56CS NEW!	Wall-mounted cone washbasin	209
SNLM58CS NEW!	Wall-mounted washbasin	209
SNLM62CS NEW!	Wall-mounted horseshoe washbasin	208
SNLM64CS NEW!	Corner wall-mounted washbasin	208
SNLMP60CS NEW!	Foot pedal washbasin	210
SNLMP70CS NEW!	Knee pedal washbasin	210
SNPT21CS NEW!	Squat toilet	214
SNR027C	Bright-finish recessed washbasin with overflow, 305 mm	207
SNR027CS	Satin-finish recessed washbasin with overflow, 305 mm	207
SNR031C	Bright-finish recessed washbasin with overflow, 355 mm	207
SNR031CS	Satin-finish recessed washbasin with overflow, 355 mm	207
SNR036C	Bright-finish recessed washbasin with overflow, 405 mm	207
SNR036CS	Satin-finish recessed washbasin with overflow, 405 mm	207
SNU104C	Bright-finish urinal	212
SNU104CS	Satin-finish urinal	212
SNU126CS NEW!	Satin-finish urinal	212
SNU128CS NEW!	Satin-finish urinal	212
TP0130	Mahogany-coloured seat with lid	214
TP0135	Black seat with lid	214
TP0140 NEW!	Mahogany-coloured seat with lid	214
TP0145 NEW!	Black seat with lid	214
UCM092A NEW!	Complete set (M092A+GAJ002AC)	79
UCM093A NEW!	Complete set (M093A+DJ003AC+GA003AC)	80

Notes

Notes

MEDICLINICS, S.A (Spain)

Industria, 54
E-08025 Barcelona
Tel: +34 934 464 700
Fax: +34 933 481 039
Skype: Mediclinics
export@mediclinics.com
www.mediclinics.com

SANIFLOW CORPORATION (USA)

3325 NW 70th Avenue,
MIAMI, Florida 33122 - USA
Tel.+ (305) 424 24 33
Toll-free tel.: +1 (877) 424 24 35
e-mail: info@saniflowcorp.com
www.saniflowcorp.com

Distributed by:




mediclinics
www.mediclinics.com