

**KALFIRE**  
FIREPLACES



**E** SERIES

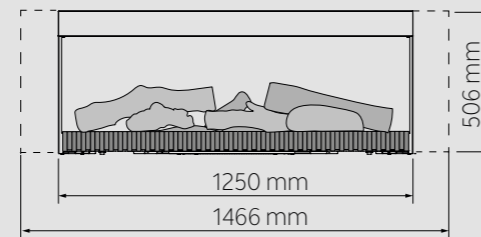
Electric  
fireplaces

BIG BOOK

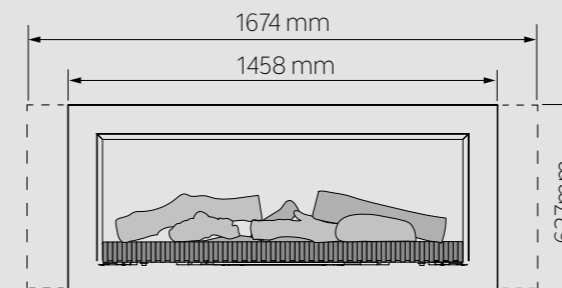
# Kalfire E-series Assortment

**E** SERIES

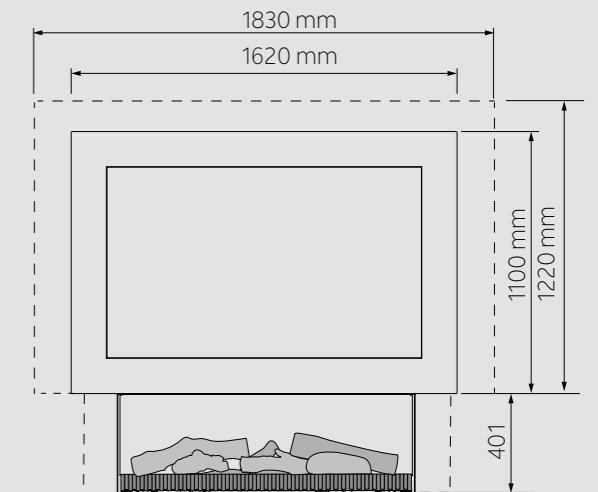
KALFIRE E-55"  
KALFIRE E-65"



E-SERIES - FREESTANDING



E-SERIES - DESIGN FRAME



E-SERIES - MEDIA WALL

## KALFIRE E-SERIES

The Kalfire E-series is available in two different models: the Kalfire E-55" and the Kalfire E-65". These models seamlessly align with 55" and 65" televisions. Optionally, any model of the E-series can be expanded with a Design Frame or Media Wall, with or without an additional LED strip.

## DELIVERY SCOPE FIREPLACE:

- Fireplace module (metal frame, electronics box (E-box), masking screen, rear screen, fireplace lighting, heating)
- Design bottom with integrated log set and lighting
- Wall anchoring set with wall anchors, screws, and wall plugs
- Template
- 2-meter power cable
- Remote control
- Antistatic microfiber cloth
- Installation and user manual

## DELIVERY SCOPE DESIGN FRAME:

- Design Frame (fully assembled)
- Mounting kit with brackets, screws, and wall plugs
- Drilling template
- Option: LED strip including connection plug for integration with fireplace lighting. Delivered separately.

## DELIVERY SCOPE MEDIA WALL:


- Media Wall (fully assembled)
- Mounting kit with brackets, screws, and wall plugs
- Drilling template
- Option: LED strip including connection plug for integration with fireplace lighting. Pre-installed on Media Wall.

# E SERIES



## PLUG & PLAY

Easy to install, only requires a power connection.



## GLOWING LOGS

LED-lit logs simulate a bed of embers, adjustable in intensity and with an optional flicker effect.



## REALISTIC FLAMES


The specially developed HD display by Kalfire projects the fire and sparks of a real gas or wood fire.

## ATMOS HEATING

The heating element is a standard component of the Kalfire E-series and is adjustable in two modes.



## OPERATION VIA REMOTE CONTROL AND APP



STANDARD WITH DESIGN BOTTOM



## INTEGRATED LIGHT EXPERIENCE

The E-series comes standard with LED lighting that beautifully illuminates the logs in the fireplace. Optionally, it can be expanded with LED strips around the fireplace surround.

## UNOBSTRUCTED VIEW OF THE FLAMES

The flame image in the E-series is not framed by glass, ensuring an unobstructed view of the fire and enhancing the authentic "open fireplace" feeling.

## OPTIONAL TO COMBINE WITH DESIGN FRAME AND MEDIA WALL

# Cornerstones electric fireplaces

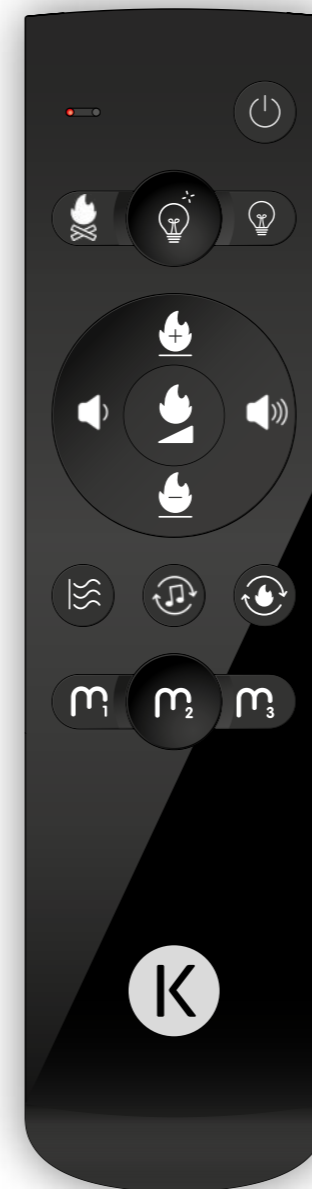
## INDIVIDUALITY



The fire of the Kalfire E-series can be customized to precisely match the personal preferences and tastes of the user. The height, color, shape, and intensity of the flames, the lighting inside and around the fireplace, the ember effect in the logs, the back wall, the sound, and even the heat output can all be adjusted via the remote control or the Kalfire Connected app.



# Remote control



## ATMOS HEATING

Activation of the heating in the desired mode: 750 or 1500 watts.



## INTERIOR

Choice of three different interiors: flat, design, or brick effect.



## DYNAMIC LIGHTING

With the dynamic lighting feature, a flickering effect is added to the ambient lighting in the fireplace or the ember effect in the logs.



## FLAME IMAGES

Choice of three different flame images: dynamic wood fire, bright, or warm orange gas fire..



## ATMOS LIGHTING

Program and intensity of the ambient lighting in the fireplace.



## GLOWING EMBER BED

Intensity of the ember effect in the logs.



## KALFIRE SOUND

Choose between the sound of crackling larch wood or the calmer beech wood. The volume is adjustable from level 1 to 5.



## MOODS

Three differently composed flame images can be activated with one press of a button. Customizable with the Kalfire Connected app.



## FIREPLACE ON/OFF

In standby mode, the interior of the fireplace can be illuminated atmospherically, even when the fire is not burning. Turning the fireplace on and off.

# Cornerstones electric fireplaces

## EXPERIENCE



**Kalfire electric fireplaces stimulate the senses. The flicker of light, the glowing wood, the floating embers, and the playfulness of the flame dance. The sound of crackling wood and the pleasant radiant heat all contribute to an optimal fire experience.**



### SEE

The Kalfire E-series offers a highly realistic fire image that not only provides warmth and ambiance but also has the appearance of a traditional fireplace. Using the Kalfire HD display, this fireplace convincingly simulates the fire of a gas or wood fireplace. What sets the E-series apart is that the fire image is not framed by glass, allowing for an unobstructed view of the flames and enhancing the feeling of a real open fireplace.



Using the remote control or app, you can choose a different interior: brick effect, design, or flat.



### FEEL

Depending on preference, the heat intensity can be adjusted to a subtle 750 watts for a warm pleasant flow of air, or increased to 1.5 kilowatts for a more powerful warmth. In both settings, the heat output contributes to the ambiance and experience of a real fireplace, with warm air being circulated into the room from the top of the fireplace.



### HEAR

Sound effects of crackling larch wood or the gentle crackle of beech wood complete the fire experience.

### INTEGRATED LIGHT EXPERIENCE

The E-series comes standard with LED lighting that beautifully illuminates the logs in the fireplace. This fireplace lighting can easily be connected to the (optional) LED strips mounted on the outside of the Media Wall or on the underside of the Design Frame. Connected LED strips are integrated into the fireplace's lighting programs. This results in atmospheric lighting in and around the fireplace, adding a new dimension to the fireplace experience.

The color and intensity of the lighting can be easily adjusted with the Kalfire remote control or via the Connected App.



# Cornerstones electric fireplaces

## EASE OF USE



### PLACE ANYWHERE

For the Kalfire E-series, no chimney, gas, or fresh air connection is needed. A power outlet and optionally a UTP connection are sufficient. The fireplace can therefore be installed without any problems in various rooms of the house - such as the living room, bedroom, kitchen, and office - as well as in a wide range of buildings, including houses, apartments, restaurants, hotels, office buildings, and public spaces.

### UNLIMITED DESIGN POSSIBILITIES

Thanks to its simple installation, the E-series offers designers unlimited design possibilities. Not only can this fireplace series be effortlessly integrated into any self-designed wall unit or media wall, but it also offers the flexibility to be incorporated as an additional ambiance enhancer in the kitchen, bedroom, or as a calming factor in an office environment.

### EASY OPERATION

The elegant and ergonomic Kalfire E-one remote control ensures easy operation. Thanks to live feedback, set functions are projected directly onto the fireplace. This allows you to see in real-time which functions are on or off in the fireplace and how the flame pattern is set.

Optionally, you can control the fireplace with Kalfire Connected app. This adds additional features. For example, programming custom moods.



## DURABILITY & SUSTAINABILITY



### CLEAN

The Kalfire E-series operates entirely electrically, thus avoiding the use of fossil fuels and producing no harmful emissions.

### LOW ENERGY CONSUMPTION

The energy consumption of the E-series is low: at around 70 Watts\*, the fireplace is exceptionally efficient to use. This is beneficial for both households and the environment.

*\*Atmos Heating disabled.*

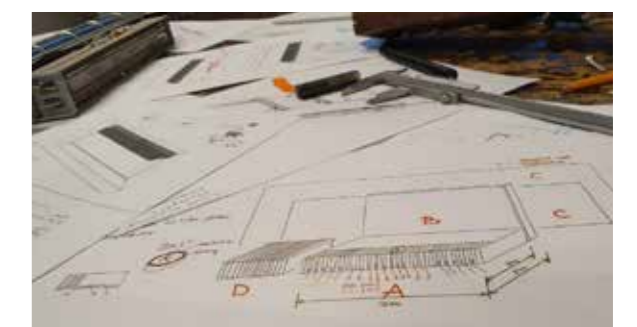
## EXPERTISE



### QUALITY AND WARRANTY

At Kalfire, craftsmanship is central. Our fully electric fireplaces are designed and developed in the Netherlands, with the entire manufacturing process also taking place on Dutch soil. We stand fully behind the quality of our products. Therefore, we offer a two-year warranty on our electric fireplaces.

The Kalfire E-series is constantly evolving. Behind the scenes, we are working hard on future updates that will make the product even better and more innovative.




### SAFETY

Choosing an electric fireplace is a safe choice. There's no need for a gas line or a chimney for exhaust gases. Additionally, the E-series emits minimal direct heat, making it safe for humans and pets, even for the little ones. Everyone can gather around the fireplace without worries and experience the warmth of the fire safely.



Kalfire E-55" with Design Frame



Kalfire E-65" with Design Frame



Kalfire E-55" with Design Frame



Kalfire E-55"



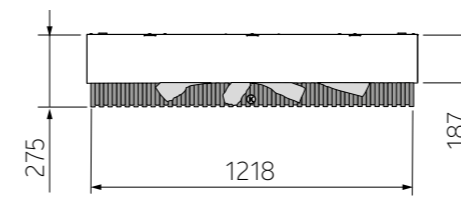
# Kalfire E-55"

SCAN ME

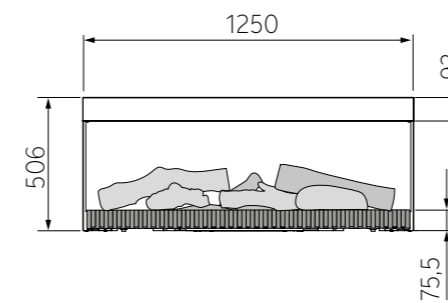


## Kalfire E-55"

Top view

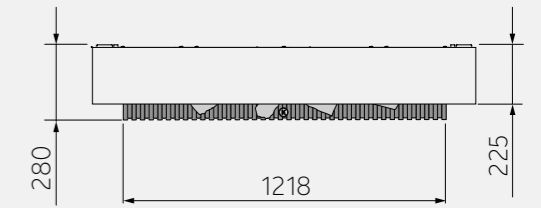


Front view

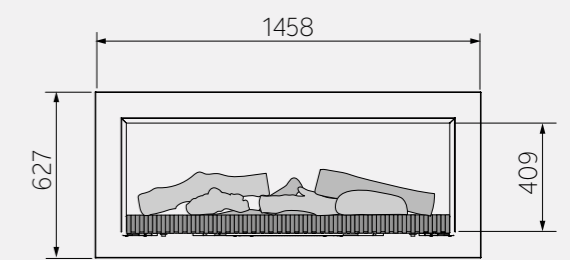


## Kalfire E-55" with Design Frame

Top view



Front view



### Kalfire E-55" with Design Frame

#### Technical information

##### Energy consumption per operation mode

stand-by mode (W)	9,2
stand-by mode, incl. Anti-Reflect function (W)	12,0
full operating mode, incl. Atmos Heating – level 2 (W)	1575

#### Product information

##### Model Kalfire E-55" and E-55" with Media Wall

Freestanding, open

##### Model Kalfire E-55" with Design Frame

Hanging, open

#### Connection

220-240 VAC - 50Hz 13 A

#### Input

220-240 VAC - 50Hz 13 A

#### Operation

Operation via remote control or (free) Kalfire Connected app.

#### Components Kalfire E-55"



- Fireplace module (metal frame, electronic box (E-box), masking screen, rear screen, fireplace lighting, heating)
- Design bottom with integrated log set and lighting
- 2-meter power cable
- Remote control


For the complete scope of delivery, see page 3.

#### Dimensions


Width (mm):	1250
Height (mm):	506
Depth (mm):	275

#### Options

- E-series LED strip (1 meter) in aluminum profile including connection plug for integration with fireplace lighting.



- Kalfire E-55" Design Frame (colour: RAL 7016)
- Kalfire E-55" LED-strip for Design Frame

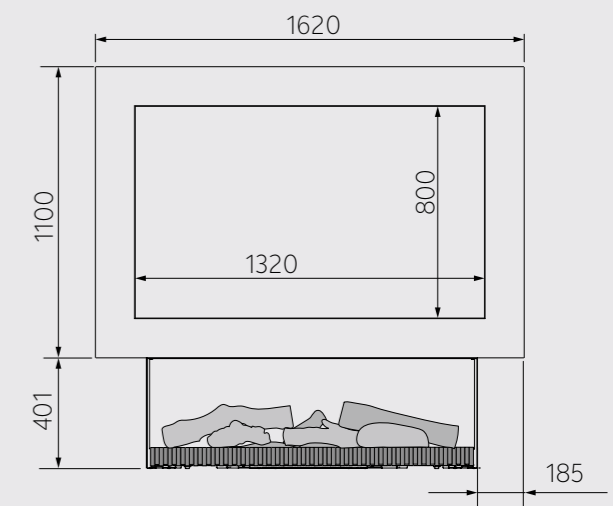
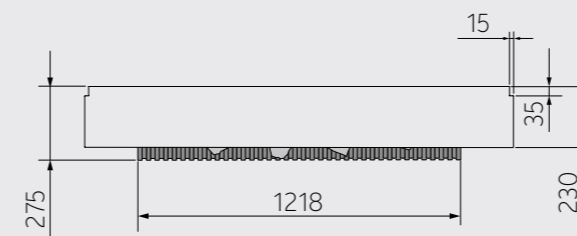


- Kalfire E-55" Media Wall (colour: RAL 7016)
- Kalfire E-55" LED-strip for Media Wall

## Kalfire E-55" with Media Wall

Front view

Top view





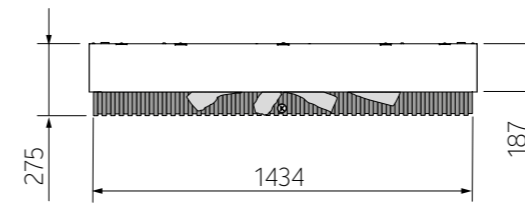
# Kalfire E-65"

SCAN ME

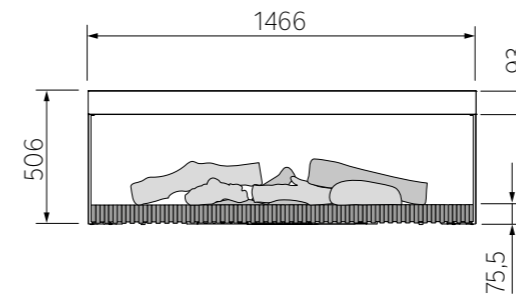


## Kalfire E-65"

Top view

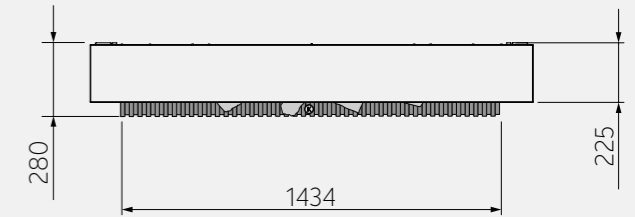


Front view

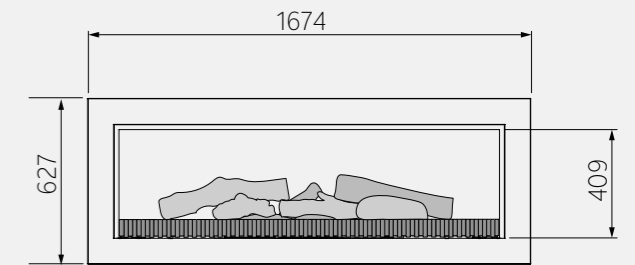


## Kalfire E-65" with Design Frame

Top view



Front view



### Kalfire E-65" with Design Frame

#### Technical information

##### Energy consumption per operation mode

stand-by mode (W)	9,2
stand-by mode, incl. Anti-Reflect function (W)	12,0
full operating mode, incl. Atmos Heating – level 2 (W)	1575

#### Product information

##### Model Kalfire E-65" and E-65" with Media Wall

Freestanding, open

##### Model Kalfire E-65" with Design Frame

Hanging, open

#### Connection

220-240 VAC - 50Hz 13 A


#### Input

220-240 VAC - 50Hz 13 A

#### Operation

Operation via remote control or (free) Kalfire Connected app.

#### Components Kalfire E-65"



- Fireplace module (metal frame, electronic box (E-box), masking screen, rear screen, fireplace lighting, heating)
- Design bottom with integrated log set and lighting
- 2-meter power cable
- Remote control

For the complete scope of delivery, see page 3.

#### Dimensions


Width (mm):	1466
Height (mm):	506
Depth (mm):	275

#### Options

- E-series LED strip (1 meter) in aluminum profile including connection plug for integration with fireplace lighting.



- Kalfire E-65" Design Frame (colour: RAL 7016)
- Kalfire E-65" LED-strip for Design Frame

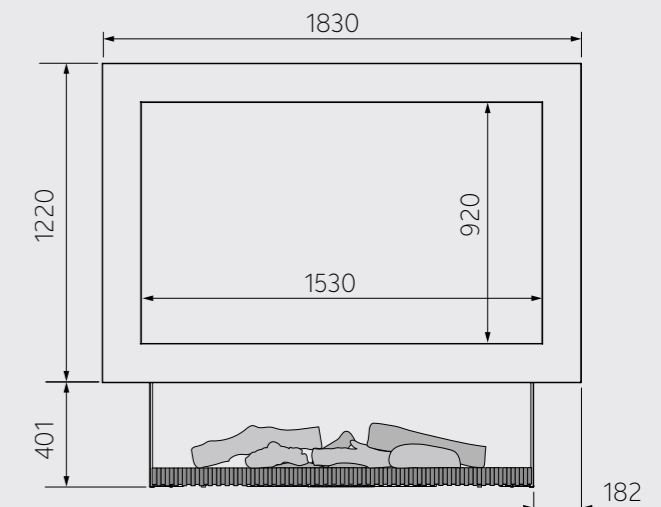
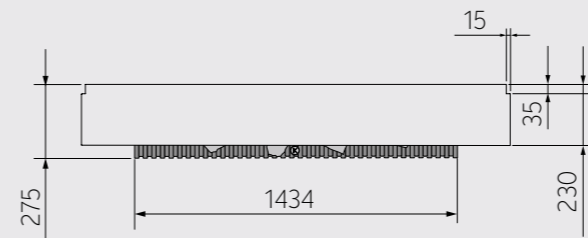


- Kalfire E-65" Media Wall (colour: RAL 7016)
- Kalfire E-65" LED-strip for Media Wall

## Kalfire E-65" with Media Wall

Front view

Top view





Kalfire E-65" with Design frame



Kalfire E-55"



Kalfire E-65" with Media Wall




# KALFIRE

FIREPLACES

CONNECTING  
PEOPLE  
THROUGH  
SUSTAINABLE  
FIRE.

Geloërveldweg 21  
5951 DH Belfeld - NL



info@kalfire.com  
**KALFIRE.COM**