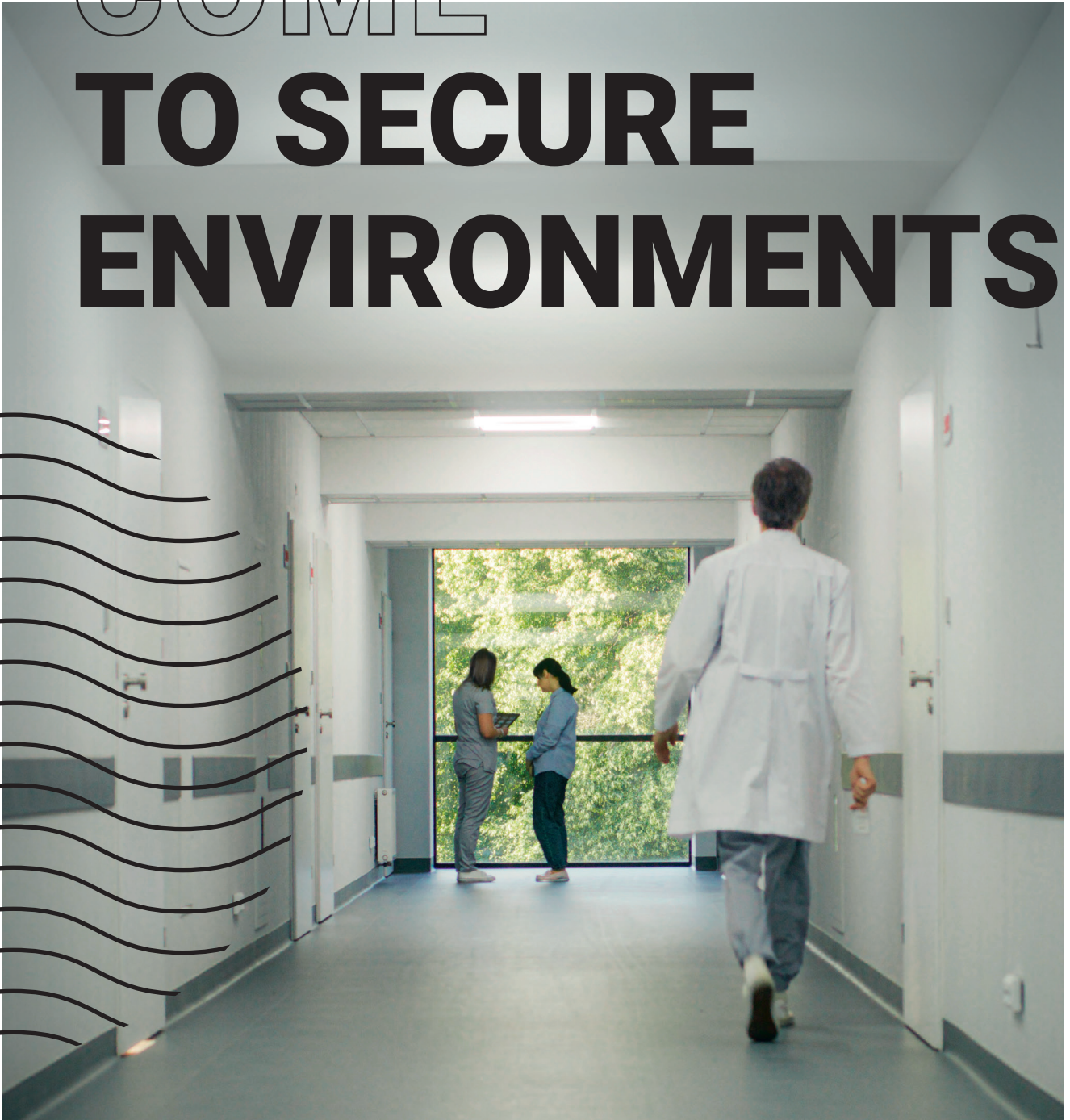


# WEL- COME TO SECURE ENVIRONMENTS



TAPWARE FOR PRISONS AND PSYCHIATRIC HOSPITALS

**PRESTO®**  
loves water



## CONTENTS

### THE STAKES OF TAPWARE

Safety: avoiding dangerous situations	4 - 5
Maintenance: promoting the durability of equipment	6 - 7
Water: controlling consumption	8 - 9
Comfort: adapting the environment to all audiences	10 - 11

### THE SELECTION FOR HIGH SECURITY PLACES

Cells / Technical and cleaning rooms / Infirmary	12
Rehabilitation area / Communal areas / Administrative areas	13
Accessories for cubicles, collective and administrative areas / Security station	14
PRM toilets / Administration toilets and staff changing rooms	15



# THE CONDITIONS



## HIGH-SECURITY LOCATIONS

Police stations, prisons and psychiatric hospitals face real security challenges. In a context where tensions can be high and living conditions difficult, faulty fittings can become an additional risk factor. To ensure the smooth running of establishments and the well-being of those who occupy and work there, fittings must be suitable and, above all, ultra-resistant.

### **Protecting the environment for occupants**


Acts of vandalism can create unsafe situations. Damaged equipment, such as ripped taps or broken washbasins, can provoke dangerous behaviour and cause serious injury. Vandalised infrastructures can also become sources of contamination and unhealthy conditions. They can compromise the hygiene and health of occupants and increase the risk of spreading disease.

### **Facilitating staff work**

Under no circumstances should the work of the operators be hampered by faulty equipment. Repairs and the frequent replacement of vandalised equipment also entail significant costs.

By developing highly robust and secure solutions, PRESTO is helping to create a safer, healthier and more stable environment for all workers and residents.

### **PRESTO loves water**



# SAFETY

## AVOID DANGEROUS SITUATIONS

High-security establishments have to comply with stringent regulatory constraints, for which is responsible. They receive people whose safety requires constant attention:

- strict regulations to be complied with;
- high risk of vandalism, violence and injuries caused by broken equipment;
- contamination and health risks to be avoided.



### 29 DAYS

This is the average length of stay in psychiatric hospitals in France.

Source: Ministry of Health and Prevention.

#### CELLS

##### PRESTO 512®

The anti-rotation, bevelled control knob reduces the risk of injury when showering. The S® system prevents blockage to force continuous flow.



##### COMBI WASHBASIN AND WC

The washbasin/WC unit with an internal diameter of the bowl that does not allow a hand to pass through, limiting the risk of objects being hidden.



## ADMINISTRATIVE AREAS

**PRESTOTEM® 2 TOUCH®  
MASTERMIX®**


The touch-sensitive timed shower panel that ensures the safety of water systems thanks to its non-interconnected system Hot Water Supply and Cold Water Supply. It also features anti-scald protection with a 41°C temperature limit.

**CLEAN, SECURE FACILITIES**

**For ultra-secure locations, PRESTO develops products that guarantee the safety of water networks, as well as maximum hygiene and safety for users:**

- offers a range of **anti-legionella solutions** with automatic rinsing;
- taps with **MasterMix® technology** do not interconnect sanitary hot and cold water and are scald-proof;
- thermostatic technology allows to maintain a **constant temperature**;
- our sensor taps maintain **maximum hygiene**;
- Our products with automatic rinsing ensure regular **purging of the network** and prevent the proliferation of bacteria.

**We offer a selection of products that promote personal safety. In particular, the products in the stainless steel range prevent dangerous objects from being hidden in the fitting.**

**PRESTO ECLAIR XL**

The mechanical timed flush valve. Its anti-siphonic device prevents polluted water from rising up. Its flush-mounted installation at or through a partition avoids any risk of it being ripped out or damaged.

**CONDITIONS OF POLICE CUSTODY**

Police custody rooms must comply with strict safety and comfort standards. Cleanliness, hygiene and safety conditions are reported by the controller general of places of deprivation of liberty.



**Info and advice on our social media** to enhance the safety of your sanitary facilities

# MAINTENANCE

## PROMOTING SUSTAINABILITY OF EQUIPMENT

For all locations where safety is a priority, equipment maintenance and servicing are daily challenges:

- severe budgetary constraints;
- frequent repairs and replacements;
- permanent accessibility and rapid technical intervention to be guaranteed;
- reliable work equipment to be made available to staff.

In France, around  
**40% OF PRISONERS WORK,**  
in particular in the  
prison maintenance work.

Source: airzen.fr.




ADMINISTRATIVE AREAS

CELLS

### PRESTO 512 S®

The timed washbasin tap with wall feed-through is particularly durable, with a reparability index of 7/10.





## REHABILITATION AREAS

**PRESTO DUAL CONTROL**

The concealed washbasin tap with System S® features interchangeable heads and non-rotating knobs to prevent premature wear. Its coloured dot markings are indestructible.

**MORE RESISTANT INSTALLATIONS**

**PRESTO has always been committed to the fight against programmed obsolescence. We are constantly improving the durability of our products and optimising their maintenance:**

- we offer products that can be installed in **technical ducts**, enabling maintenance to be carried out without having to go into an inmate's cell or a patient's room;
- our products **are easy to maintain and natural**: the chrome coating can only be cleaned with soapy water, **without abrasive, acid, alkaline or ammonia-based cleaning products**;
- we check products at every stage of design and manufacture. To ensure the resistance of our mechanical valves, we carry out **endurance tests at more than 500,000 operations**;
- our products **are guaranteed for 10 years**;
- we train the **technical centres** so that they can intervene in product maintenance;
- our products are **reparable and our spare parts** are available for at least 10 years for more than 900 references.

**PRESTO 7100 XL N**

The timed mechanical flush valve is easy to maintain. The components are accessible from the front and the network is isolated by the stop valve.

**THE ROLE OF PRISON GUARDS**

Prison wardens are often perceived as "guards", but their role also includes mediation and support for prisoners. They must ensure security, but also help to maintain a calm climate to facilitate reintegration. They also receive training in psychology to help them manage tensions.



**Info and advice on our social media** to enhance the maintenance your sanitary facilities

#ISAVEWATER

# WATER

## CONTROLLING CONSUMPTION


In prisons and psychiatric hospitals, access to water is essential to ensure the hygiene and health of the occupants. However, these establishments face major challenges in terms of water management, particularly due to overcrowding:

- infrastructures that are sometimes ageing and consume a lot of water;
- permanent access to water to be guaranteed;
- energy costs to be controlled.

**IN 2024, €524 MILLION** have been spent on building and extending prisons in response to prison overcrowding.

**PRESTO SENSAO® 8400 N**  
The sensor timed urinal tap. Its flow rate can be regulated from 1 to 5 bars, and its delivered rinsing volume is reduced to keep water consumption under control.

ADMINISTRATIVE AREAS



**DL 400 E SENSOR**  
The sensor timed shower tap that saves water by switching on and off.





## FACILITIES THAT CONSUME MUCH LESS WATER

**saving water is part of PRESTO's DNA. We develop unique technologies that significantly reduce consumption.**

**Our products are available in three timing technologies :**

- **mechanical:** water shut-off without pressure from the user;
- **touch:** activation by simply touching the button (ON/OFF function) ;
- **contactless:** the water is triggered without contact and runs for a set time.

**Our electronically controlled taps** turn the water on and off by detecting the movement of your hands. The tap delivers just the right amount of water.

**We are committed to the entire life cycle of our mechanical and electronic valves, via the Environmental and Health Declaration Sheets (EHDS).**



**PRESTO NEO®**  
The mechanical washbasin timer tap with a 7-second delay (in the **PRESTOGREEN** version) for even greater water savings.



**PRESTO 7100 XL N**  
The direct, sensor, timed mechanical flush valve. The flush volume can be adjusted on request using the PRESTO programming tool:

- small volume: 4 l (+/- 1 l), adjustable from 2 to 6 l at 2.5 bars;
- large volume: 6 l (+/- 1 l), adjustable from 4 to 9 l at 2.5 bar;
- volume set at +/- 1.5 l over the range 1.2 to 4 bar.

## SAVE EVEN MORE WATER

Some of our products are available in a **PRESTOGREEN®** version for considerably more economical hand-washing. While a traditional tap uses 4.80 litres of water for a flow rate of 9 litres/min, **PRESTOGREEN®** taps use just 0.38 litres or 0.44 litres. That's a saving of 93% compared with a conventional tap!



**Info and advice on our social media to save water**  
**#ISAVEWATER**

# COMFORT

## ADAPTING THE ENVIRONMENT TO ALL AUDIENCES

Police stations, prisons and psychiatric hospitals receive adults of all ages, with varying physical and psychological situations. They must offer :

- sanitary facilities adapted to the capacity of the public accommodated;
- specialised equipment for PRMs;
- facilities designed to facilitate the work of staff.

**150% THE AVERAGE OCCUPANCY RATE OF PRISONS IN FRANCE.**  
**In some establishments, it exceeds 200%, causing real health and safety problems.**

Source: vie-publique.fr.



PRM SANITARY CELLS



### STAINLESS STEEL WASHBASIN

The suspended washbasin provides full access for wheelchair users and is comfortable to use.





## ADAPTED FACILITIES

**PRESTO has developed easy-to-use taps and sanitary accessories to ensure ease of use for both occupants and professionals working in high-security areas.**

- **Ergonomics for everyone:**  
we develop products that are intuitive, easy to trigger or operate, for comfortable use for all ages and for people with reduced mobility.

**We offer a complete range of sanitary accessories adapted for PRM and the elderly.**



PRM SANITARY ADMINISTRATION

### PRM AND 135° ANGLED BAR

The long bowl makes transferring easier, while the grab rail and handrail secure the movements of a wheelchair user.



### PRESTO NEO® DUO

The time-delayed basin mixer with smooth, ergonomic lever operation.














## WELL-BEING IN PSYCHIATRIC HOSPITALS

More and more psychiatric hospitals are adopting a patient-friendly architecture, with open spaces and gardens. These arrangements are designed to reduce anxiety and improve patients' receptiveness to treatment.




**Info and advice on our social media**  
to enhance the comfort of your sanitary facilities




## Cells

	Reference	Description	Flow rate / Volume / Flow time	Connection
WASHBASIN	 31660 PRESTO 512®	Single tap, timed, mechanical, cross-partition (from 1 to 200 mm), short anti-rotation spout, S®.	6 l/min - 15 s	G 1/2"
	 31100 PRESTO 512 S®	Valve only, S®	6 l/min - 15 s	G 1/2"
	together with  18725	Cross-partition control (1 to 200 mm), cold water	-	G 1/2"
	together with  30616	Long straight spout, mechanical timer, cross-partition (from 1 to 200 mm)	-	G 1/2"
	 30901	Short straight spout, mechanical timer, cross-partition (from 1 to 200 mm)	-	G 1/2"
FLUSH / TOILET AND WASHBASIN	 31670 PRESTO 512®	Timed tap, mechanical, cross-partition (1 to 200 mm), long spout, S®.	6 l/min - 15 s	G 1/2"
	 71722 STAINLESS STEEL	Combi washbasin with hot and cold water, for WC on the floor on the left, through cross-partition wall	-	-
	 71724 STAINLESS STEEL	Combi washbasin with hot and cold water, for WC on the floor on the right, cross-partition	-	-
FLUSH / TOILET	 13060 PRESTO ECLAIR XL	Single tap, timed, mechanical, cross-partition (15 to 200 mm), for direct flush, S®.	9 l - 7/9 s	G 1"1/4
	 14260SB PRESTO P1000 XL	Timer valve kit, mechanical and control for cross-partition (15 to 200 mm), S®.	6/9 l - 6/9 s	G 3/4"
SHOWER	 18730	Cross-partition control (1 to 200 mm) only, hot water	-	G 1/2"
	 31186 PRESTO 512®	Mechanical and timed tap kit, shower head, S® cross-partition (1 to 140 mm)	6 l/min - 20 s	G 1/2"
	 38370 PRESTO 500 S®	Valve only, S®	20-35 s	-

## Technical rooms, cleaning, laundry





	Reference	Description	Flow rate / Volume / Flow time	Connection
SINK	 35302 PRESTO P3500	Wall-mounted timed single-lever mixer	5 l/min - 15 s	G 1/2"-G 3/4"

## Infirmiry (including outpatient consultation unit)







	Reference	Description	Power supply	Flow rate / Volume / Flow time	Connection
WASHBASIN	 55160 VOLTA®	Sensor mixer	Battery	3 l/min	G 3/8"
	 30315 BEC	26 mm Ø tube spout, wall-mounted, anti-scale aerator, rose	-	-	G 1/2"
	together with  31683 PRESTO 712	Femoral control, NF/II, 340 mm lever	-	6l/min - 15 s	G 1/2"






## Rehabilitation area

URINAL WASHBASIN FLUSH / TOILET SHOWER				
		30212 PRESTO 504®	Single, timed and mechanical, concealed, short spout, S® tap	3 l/min - 15 s G 1/2"
		15233 PRESTO 60 B	Timed mechanical tap, concealed, vandal-proof rose and installation template	30 l/min - 6 s G 3/4"
		14303SB PRESTO 1000 XL E DVA PRESTOGREEN	Timed mechanical tap, direct flush, for rimless bowls, adjustable dual volume, concealed	2-4 l/4 s - 2s G 3/4"
		35941 PRESTO ALPA®	Timed and mechanical mixer, single-lever, concealed	8 l/min - 30 s G 3/4"

## Communal areas: sanitary facilities, sports halls, workshops, walking courtyards





WASHBASIN URINAL FLUSH / TOILET				
		71024 STAINLESS STEEL	Wall-hung washbasin with 2 basins ø 360 mm and splashback 100 mm, for wall-mounted or deck-mounted taps	- -
		35028 PRESTO 3500	Timed and mechanical mixing valve, cross-partition (maximum 100 m), S®.	6 l/min - 15 s G 3/4"
		65210 PRESTO NEO® INOX	Time-delayed, single mechanical valve, on range	3 l/min - 7 s (PRESTOGREEN) G 1/2"
		71308 STAINLESS STEEL	Wall-hung urinal, 2-3 users, 566 x 330 x 1200 mm	- -
		31880 PRESTO 12	Timer valve kit, mechanical and control for cross-partition installation (15 to 200 mm)	9 l/min - 6 s G 1/2"
		13061 PRESTO ECLAIR XL	Timer valve kit, mechanical and control for cross-partition (200 to 300 mm), S®.	9 l/min - 7/9 s

## Administrative and visiting areas (registries, visiting rooms, family visiting units)




WASHBASIN FLUSH / TOILET				
		68400 PRESTO NEO®	Timed and mechanical mixing valve, deck-mounted	3 l/min - 15 s G 3/8"
		14251SB PRESTO 1000 XL E	Timed tap, concealed mechanical, direct flush, for rimless bowls	6/9 l - 6/9 s G 3/4"
		18547SB PRESTO 1000 XL E	Single-volume support frame	6/9 l G 3/4"

## Accessories for cells, collective and administrative areas








WASHBASIN

Reference	Description	Power supply	Flow rate / Volume / Flow time	Connection
 60377 SOAP DISPENSER	Soap or hydro-alcoholic gel dispenser, electronic, sconce	-	0.8 l	-
 60560	Towel dispenser for Z- or C-fold towels	-	-	-
 60395IB LINEA HAND DRYER	Automatic hand dryer	Mains	-	-
 71904 STAINLESS STEEL	Stainless steel mirror on wooden base, 500 x 400 mm	-	-	-


FLUSH / TOILET

 60554	Toilet roll dispenser	-	-	-
 60355	Coat hook	-	-	-
 71400 STAINLESS STEEL	Turkish toilet bowl, direct flush compatible	-	-	-

SHOWER

 29155	Fixed showerhead with vandal-resistant fixed grille, cross-partition (from 1 to 200 mm)	-	-	-
 84006 PRESTOTHERM	Centralised mixer	-	5-55 l/min at 3 bar	Inlets and outlet G 3/4"
 29006 THERMOSTATIC REGULATOR	Safety thermostatic regulator with blocking internal temperature from 20 to 65°.	-	4-43 l/min at 3 bar	Inlets and outlet G 1/2"
 29002 THERMOSTATIC REGULATOR	Controller with internal temperature lock	-	5-57 l/min at 3 bar	Inlets and outlet G 3/4"
 60476	Height-adjustable floor drain for tiled floors, vertical outlet	-	48 l/min	-
 91037	Shower gel holder	-	-	-
 91026	Adaptor kit for rear feed	-	-	-

## Safety station










Reference	Description	Flow rate / Volume / Flow time	Connection
 85671	Combined shower and safety eye wash station	26 l/min (eye wash)	-

## PRM toilets

WASHBASIN

FLUSH / TOILET

SHOWER

	Reference	Description	Flow rate / Volume / Flow time	Connection
	68052 PRESTO NEO® DUO	S® mechanical timer mixer, deck-mounted	3 l/min	G 3/8"
	71018 STAINLESS STEEL	Extra-flat, wall-mounted PRM washbasin	-	-
	71704 STAINLESS STEEL	PMR toilet bowl with wall fixings for front installation, compatible with direct flush, 700 x 360 x 480 mm	-	-
together with 	71690 INOX	Heavy-duty black PVC toilet seat with bezel, 304 stainless steel hinges and screws	-	-
	60107	Ergonomic, suspended, hygienic long bowl, NF, length 700 mm	-	-
	60324	Bar angled at 135°, ø 32 mm, L = 400 x 400 mm	-	-
	60326	Lifting bar with lever handle, ø 32 mm, L = 650 mm	-	-
	60329	Left-hand 90° angled bar, ø 32 mm, L = 450 x 750 mm	-	-
	60480	Lift-up shower seat with adjustable feet 420 x 420 x 390 - 500 mm	-	-












## Administrative toilets and staff changing rooms

WASHBASIN

URINAL

SHOWER

FLUSH / TOILET

	Reference	Description	Power supply	Flow rate / Volume / Flow time	Connection
	68401 PRESTO NEO	Timed mixing valve, mechanical, on range	-	3 l/min - 7 s (PRESTOGREEN)	G 3/8"
	66005 PRESTO NEO®	Single timed tap, mechanical, wall-mounted, cold water	-	3 l/min - 7 s (PRESTOGREEN)	G 1/2"
	55383 PRESTO NOVA®	Touchless single-lever mixer	Battery	1.9 l/min (PRESTOGREEN)	G 3/8"
	55371 PRESTO SENSÃO 8400 N	Contactless timer tap, wall-mounted, angle	Battery	8 l/min (with flow regulator) or 20 l/min - 6 s	G 1/2"
	88860 PRESTO TOUCH® MASTERMIX	Timed tap, touch, hand shower	-	6 l/min	Top or rear*
	27400 DL 400 SE®	Single timed tap, mechanical, NF/I	-	6-8 l/min - 20-35 s	G 1/2"
	27471 DL 400 E-SENSOR	Single timed tap, sensor	Battery	6-8 l/min - 30 s	G 1/2"
	14300SB PRESTO 1000 XL E DVA	Timer tap, mechanical, concealed, rimless bowls	-	3-6 l	G 3/4"
	18460SB	Freestanding support frame for direct flush, for rimless bowl	-	3-6 l	G 3/4"
	55432SB PRESTO 7100 XL N	Touchless timed direct flush valve and mechanical, rimless bowls, S®.	Mains	4/6 l - 4/6 s	-
	18493SB	support frame, S®.	Mains	4/6 l	G 3/4"

\* For the rear inlet, we recommend using adapter kit 91026.



## CONTACT

Request for documentation  
Sales Administration  
Order tracking  
Price offer  
Tel. : +33 (0)1 46 12 34 56  
Fax : +33 (0)1 47 35 69 82  
Email : [adv.export@presto.fr](mailto:adv.export@presto.fr)

## TECHNICAL SUPPORT

Tel. : +33 (0)1 46 12 34 56  
Email : [assistancetechnique@presto-group.com](mailto:assistancetechnique@presto-group.com)

## DOWNLOAD CENTER

Technical data, layouts, tenders, photos  
[www.prestodatashare.com](http://www.prestodatashare.com)

## VIRTUAL SHOWROOM

[www.presto.fr/en/company/showroom](http://www.presto.fr/en/company/showroom)

PRESTO equips  
public areas, some of which are  
sensitive, with the most ecological  
and economical French tapware.

**PRESTO®**  
loves water

**PRESTO**



## LES ROBINETS PRESTO S.A.

7, RUE RACINE  
92542 MONTROUGE CEDEX – FRANCE  
Tel. : +33 (0)1 46 12 34 56  
Fax : +33 (0)1 47 35 69 82  
Email : [adv.export@presto.fr](mailto:adv.export@presto.fr)  
[www.presto.fr/en](http://www.presto.fr/en) | [www.presto-group.com](http://www.presto-group.com) |  
[www.prestodatashare.com](http://www.prestodatashare.com) | [www.prestobim.com](http://www.prestobim.com)

## PRESTO MIDDLE EAST / DMCC

GABC 10TH FLOOR, SWISS TOWER, CLUSTER Y  
JLT PO BOX 643718 DUBAI  
UNITED ARAB EMIRATES  
Tel. : +971 (0) 52 79 32 409  
Email : [d.heyberger@presto.fr](mailto:d.heyberger@presto.fr)  
[www.presto-group.com](http://www.presto-group.com) | [www.presto-me.com](http://www.presto-me.com)  
[www.prestodatashare.com](http://www.prestodatashare.com) | [www.prestobim.com](http://www.prestobim.com)

[presto\\_group](#)

[Les Robinets PRESTO](#)

[presto\\_robinets](#)

[Presto Robinets](#)

[@GroupePresto](#)