

WOW. WE TALK.





RETHINK
HOW YOU
RENOVATE

Installs in a snap?

No grout required?

A no-demo reno?

Goes right in over old tile?

I can do it myself?

Works for new builds too?

It's antimicrobial?

It won't get scratched?

It's easy to clean?

It saves me time and money?

It's lightweight?

It's not real marble?

It ships that fast?

I don't have to wait for backorder?

Still looks amazing years later?

WOW.



Darlington Cherry



 WOW.WETWALL.

Table of Contents

01	INTRO TO WETWALL <i>pg. 4-11</i>
02	LIVING WITH WETWALL <i>pg. 12-21</i>
03	COMMERCIAL APPLICATIONS <i>pg. 22-33</i>
04	DESIGN COLLECTIONS <i>All Designs Overview, pg. 36-39</i> <i>Pro Designs, pg. 40-51</i> <i>Pro Plus Designs, pg. 52-65</i> <i>Menards Designs, pg. 66-71</i> <i>Lowe's Designs, pg. 72-75</i>
05	SKUS & SPECS <i>pg. 76-77</i>
06	ACCESSORIES <i>pg. 78-79</i>
07	HOW TO BUY <i>pg. 80-81</i>



Meet the modern alternative to tile.

Wetwall™ is a patented, waterproof, tongue-and-groove bathroom panel system that locks water out without the grout. It's a revolutionary design material that transforms bathrooms quicker, cheaper and easier than tile. And inspires all kinds of wows.

IT'S KIND OF LIKE DRYWALL. EXCEPT IT'S WETWALL.



**PATENTED
WATERPROOF
PANEL SYSTEM**

Installs seamlessly with customizable tongue-and-groove panels & color-matched sealant.




DARING DESIGNS

Looks like marble, stone or wood—including abstract patterns—and weighs a lot less.



**SPEEDY DELIVERY
& INSTALLATION**

In hand in 2 weeks, in the bathroom in 2.5 hours. Plus, exceptional, reliable service.




**SCRATCH- & SCUFF-
RESISTANT AEON™
TECHNOLOGY**

Does double duty: works hard in busy bathrooms & looks luxe longer.




**ANTIMICROBIAL
PROTECTION**

Inhibits the growth of bacteria, mold and mildew, cleans easily and won't wash off.



WATERPROOF BATHROOM PANELS DESIGNED TO





Discover how
Wetwall panels
stack up against
the competition



WHY WETWALL?
SEE FOR YOURSELF.


Tile

vs.

Wetwall



COMPLICATED
INSTALLATION
PROCESS



HARD-TO-
CLEAN GROUT



LOTS OF
HEAVY
MATERIALS



EASILY
INSTALLS
IN A SNAP



NO GROUT,
NO PROBLEM



LARGE YET
LIGHTWEIGHT
WALL PANELS

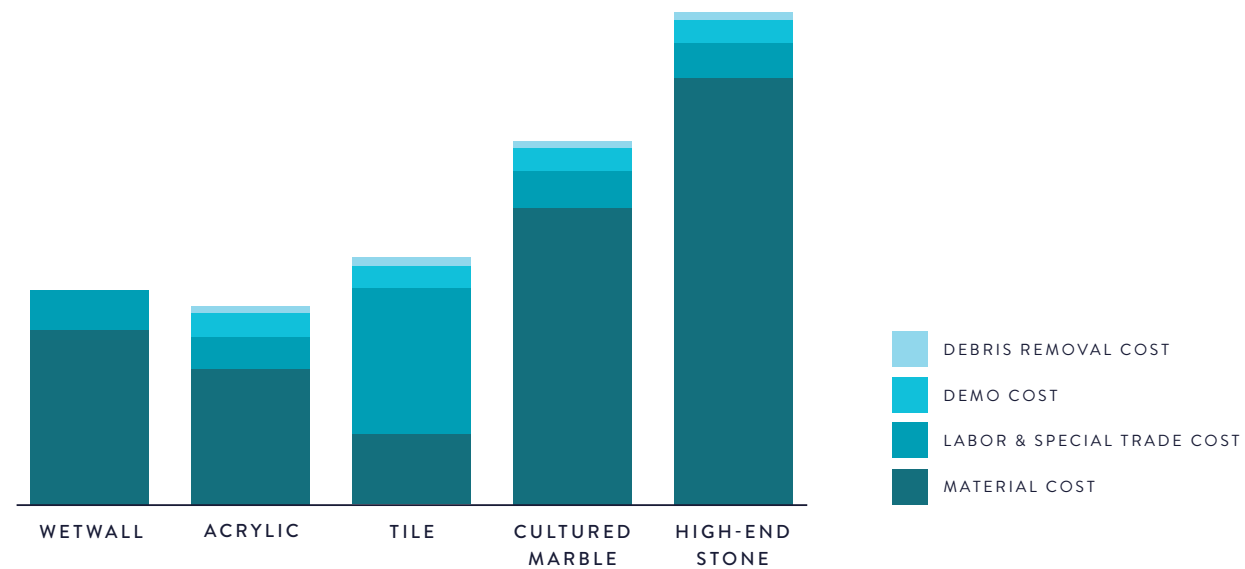
Washing out the competition

No other surface compares to the revolutionary, waterproof material of Wetwall. It out-beauties stone, outperforms marble and out-simplifies tile—creating luxury looks without the black-tie pricetag.



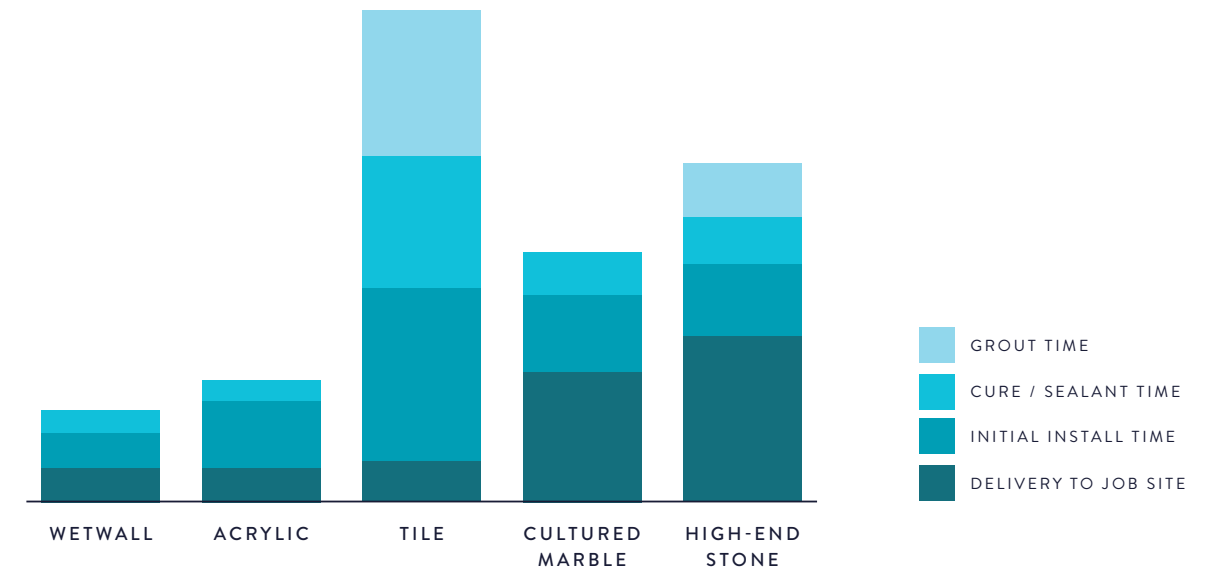
TOTAL INSTALLED PRICE

With Wetwall, you only pay for Wetwall. With tile or other materials, you pay for so much more.



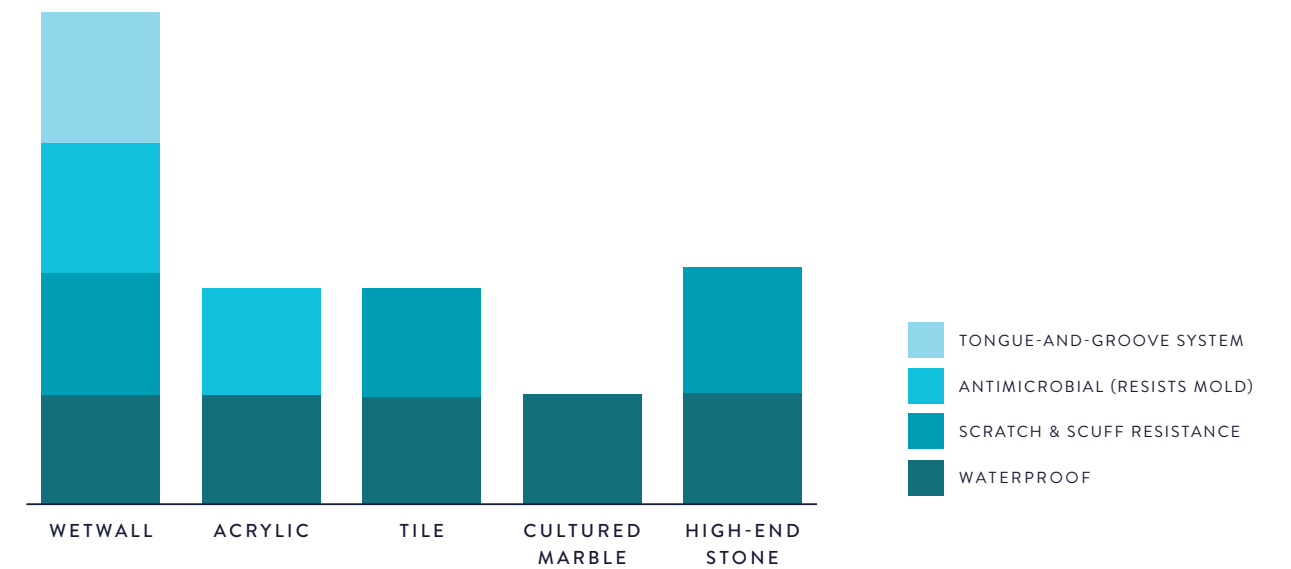
TIME OF INSTALLATION

Wetwall panels install in 2.5 hours. It's easy to see why tile takes so much longer.



PERFORMANCE

Wetwall panels are engineered to last through wear, tear, traffic and more.



PERFECT FOR BUSY FAMILIES

Reno without the demo.



Worry-free walls that are ready for whatever

Our durable panels perform well under pressure—designed to withstand everyday use, no matter what the day brings.




From
“UH OH”




to
“OH WOW”



When families need a new bathroom, but can't manage without the old one, they turn to Wetwall. Thanks to the convenience of the tongue-and-groove system, our waterproof panels snap into place, right over worn-out tile.



No specialized tools? No problem. This is all you'll need.



Soap & water keeps it clean.

PERFECT FOR BUSY FAMILIES



Augusta Calacatta

These walls are

WATERPROOF. YUCK-PROOF. LIFE-PROOF. YAWN-PROOF.

Made to withstand mildew & mishaps, spills & splatters—Wetwall has it covered.



Pro Design
ARIA WHITE

Pro Design
STACCATO

Can't decide on just one design?

THEN DON'T.

Pro Designs can mix & match and install on every wall, every corner...even the ceiling. Customize and order panels for your bathroom's unique specifications through a Kitchen & Bath Showroom or contractor.



SHOP ALL
PRO DESIGNS

PERFECT FOR DIYers


Dream it. Design it. Do it... *yourself.*



Delivered to your door in 2 weeks.
In your bathroom in as little as 2.5 hours.



Bullnose edge
installation
means no extra
trim required.



Tired of that tired, old tile? Just cover it up. These lightweight yet large-scale panels mean you can lift with ease and cover up old walls quickly. Use our Wilsonart® Adhesive and Color-Matched Sealant for the best results. Simple, speedy, stylish.

1 PREP



2 STICK



3 SNAP



4 SEAL




5 SEAMLESS



SCAN FOR
COMPLETE
INSTALLATION
& HOW-TO
RESOURCES


PERFECT FOR DIYers

EASY TO LOVE & LIVE WITH.



AEON™ Enhanced Scratch- & Scuff-Resistant Performance Technology keeps walls durable & protected.

Withstands spills & splatters, plus inhibits the growth of stain- & odor-causing mold, mildew and bacteria.





COMMERCIAL-GRADE
PERFORMANCE FROM
WALL TO WALL.

EASY TO
CLEAN.
TOUGH TO
DAMAGE.
INCREDIBLE
TO SEE.

Wetwall's panel system is waterproof, scratch- and scuff-resistant, antimicrobial and EPA-approved. Our Pro Designs and larger-scale Pro Plus Designs Collections are the perfect fit for commercial applications where durability and cleanliness are a priority. From smaller reno projects to larger spaces like hotels, hospitals and schools, our Pro and Pro Plus options make perfect sense for your commercial space needs.



GET EXPERT
INSPIRATION

Office restroom reno works smarter, not harder.

Wetwall offered a no-demo reno solution for this high-traffic space in an historically-preserved building. Panels were easily installed directly over tile to provide a modern look for what would have otherwise been a costly project.



“When you compare a Wetwall install to a typical tile and grout job where you have to gut and pull the old tile out, the tile work probably costs about three to four times more in labor and materials.”

JASON SCHWARZ

Aetna Building Solutions Salesperson

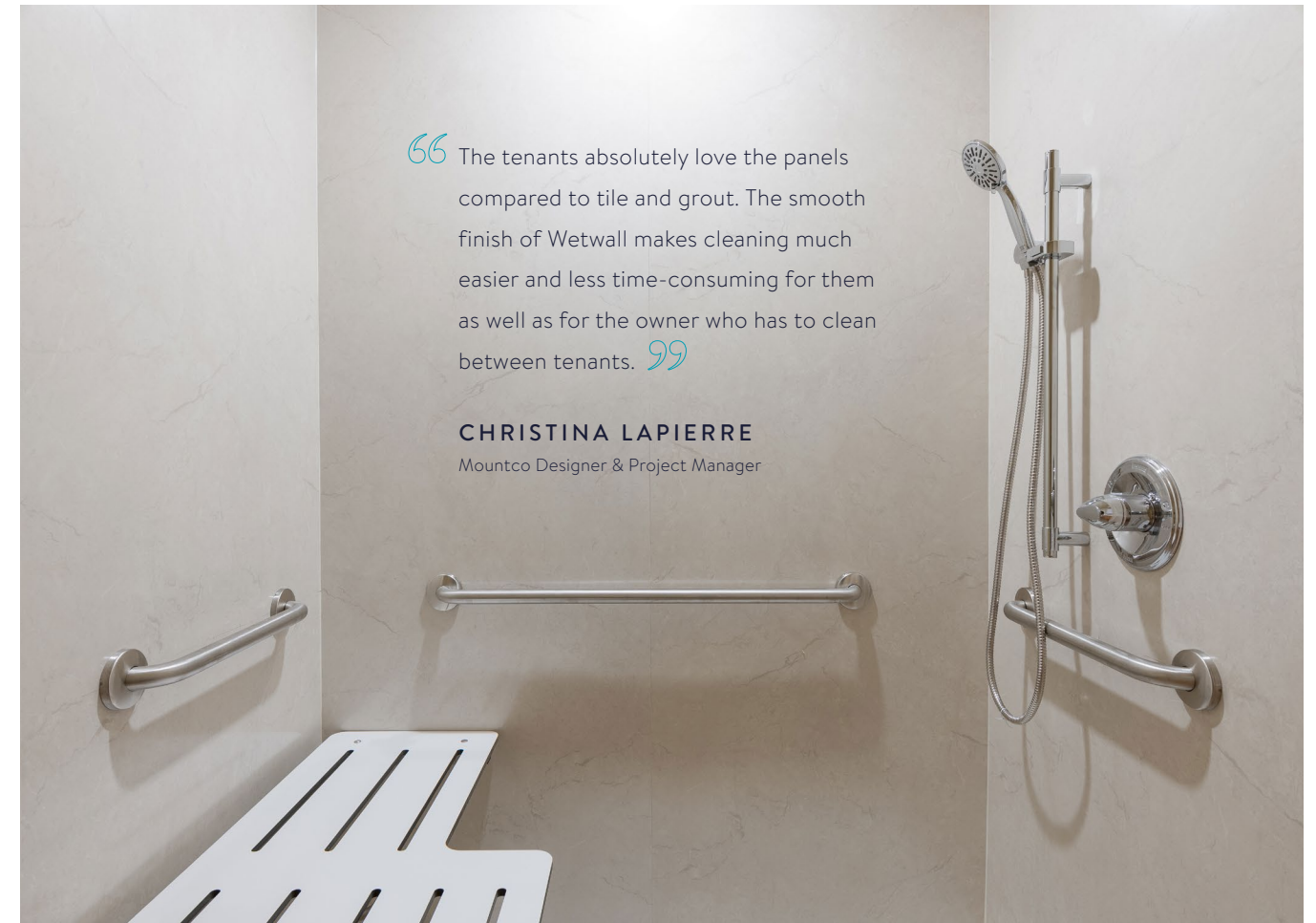


FIND OUT MORE
ABOUT THIS COST-
EFFECTIVE RENO



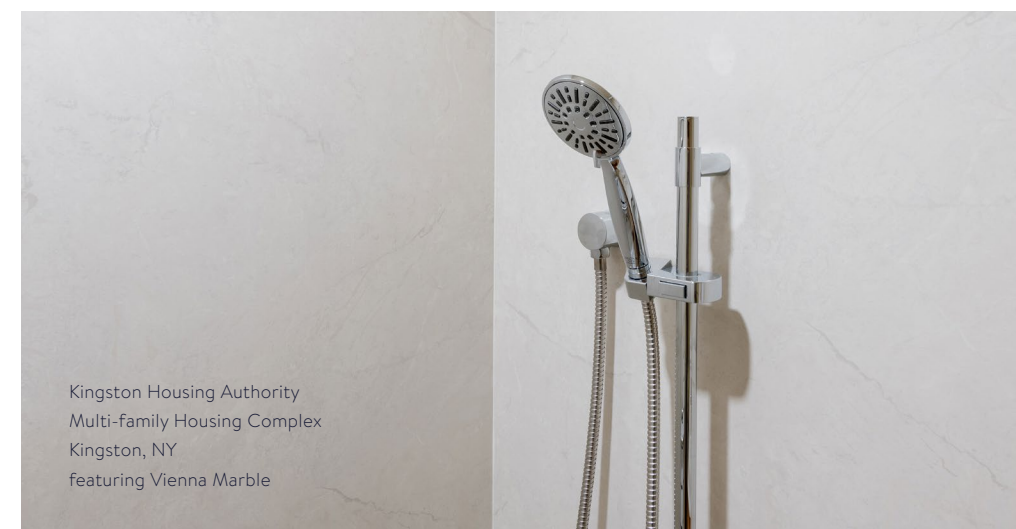
Solutions in a snap without tile & grout

Wetwall's panel system features a grout-free finish that takes less time to install and keeps its good looks tenant after tenant. Whether it's a large residential remodel or a new build, Wetwall has simple solutions that lock out moisture and clean easily for fast unit turnovers.



“The tenants absolutely love the panels compared to tile and grout. The smooth finish of Wetwall makes cleaning much easier and less time-consuming for them as well as for the owner who has to clean between tenants.”

CHRISTINA LAPIERRE
Mountco Designer & Project Manager



Kingston Housing Authority
Multi-family Housing Complex
Kingston, NY
featuring Vienna Marble

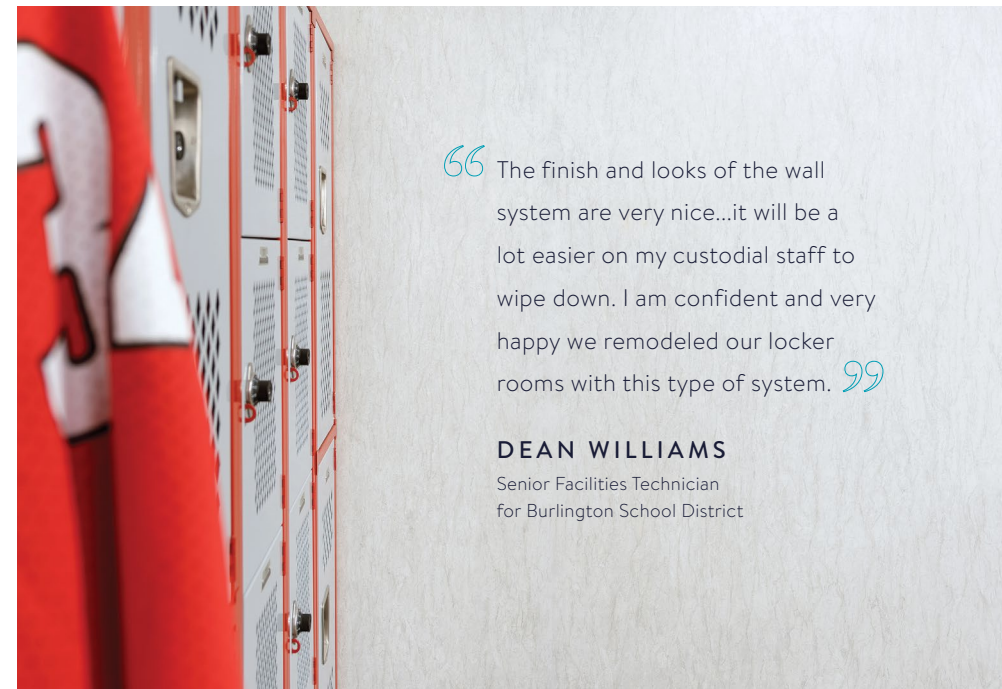


DISCOVER MORE
ABOUT THIS
COMMERCIAL
REMODEL

The playbook for durability in high-traffic spaces

With an antimicrobial, anti-scuff finish, Wetwall was a no-brainer for this school's tight reno timeline. These durable surfaces will have no trouble staying strong against the antics of young athletes.

Lyman C. Hunt Middle School
Burlington, VT
featuring Tahiti Sands



“The finish and looks of the wall system are very nice...it will be a lot easier on my custodial staff to wipe down. I am confident and very happy we remodeled our locker rooms with this type of system.”

DEAN WILLIAMS
Senior Facilities Technician
for Burlington School District



TAKE A CLOSER
LOOK AT THE
TRANSFORMATION



KK's Doghouse
Temple, TX
featuring Legacy Ash



More tail wags. No scratches.

This small-biz dog groomer decided to go with easy-up Wetwall in lieu of costly tile. Panels are durable against claw marks, sealed tight against splashing and easy to clean between clients.



“ This is a superb product. Wetwall is very stylish, durable, easy to clean and stands up to our commercial needs. We have received many compliments on how great it looks, we love it! ”

KAREN THOMAS
Founder of KK's Doghouse



Straight A's in cleanliness

Flagler College aced the upgrade on their campus housing bathrooms. With durable shower panels that hold up semester after semester, these renovated spaces will keep their A+ looks for a long time to come.

Flagler College
St. Augustine, FL
featuring Tahiti Sands




“ Since this project was located in Flagler College’s historic Ponce Hall, I needed a product that had a luxurious look but was also durable and easy to maintain. Wetwall met all our needs and has served the students well. ”

SUMNER CODDINGTON

Director of Interior Design,
Lane Architecture, P.A.





Wow.



I can do it myself?
Installs in a snap?
Goes right over tile?
It won't get scratched?
It's that light?
No grout?
That's not real marble?
It's not on backorder?



Wetwall.



WETWALL DESIGN COLLECTIONS

A work of art.

WE'VE DISGUISED DURABILITY WITH LUXURY

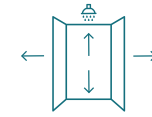
Sophisticated style?
Without a doubt.

Daring designs?
So many to choose from.

Our classic finishes recreate stunning, seamless looks such as marble, stone, wood and abstract patterns.



Without the work.

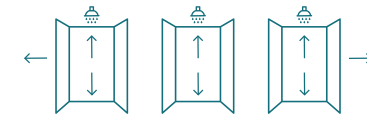


Fully Customizable Panels

PRO DESIGNS COLLECTION

Create the look of luxury with panels sized to any specification. Available through kitchen & bath showrooms and contractors.

Perfect for residential and commercial projects of any size



Larger-Scale Bulk Orders

NEW PRO PLUS COLLECTION

Commercial architects, designers and builders working on larger-scale projects can cut back on labor, time and cost. Get luxe looks for jobs over ~10K sqft with 1/2 truckload minimum order sizes.

Best for larger-scale projects, bulk order, multi-unit renos and new builds



Bath & Shower Surround Kits

MENARDS & LOWE'S DESIGNS COLLECTIONS

Think inside the box, with almost everything you need to install. Pre-cut bath & shower kits conveniently come in standard sizes.

Best for smaller at-home projects, DIY, house flips and weekend renos with complete-in-kit convenience



WETWALL DESIGN COLLECTIONS

TRY BEFORE
YOU BUY
Order a Sample



PRO DESIGNS



TUSCANY MARBLE
W7057



DARLINGTON CHERRY
W7058



ARIA WHITE
W7001



STACCATO
W7004



TORRONE MARBLE
W7008



AUGUSTA CALACATTA
W7055



CALACATTA STATUARIO
W7036



LARISIS MARBLE
W7054



TAHITI SANDS
W7027



LEGACY ASH
W7042

PRO PLUS DESIGNS




SILKEN WEAVE
W7071



BIRCH BRANCHES
W7049



TRANQUIL LINES
W7074



GRACEFUL LINES
W7075



SERENITY WEAVE
W7072



CLASSIC WEAVE
W7073



ASHEN WALNUT
W7070



CHAMPAGNE WHISPER
W7069



HARMONY MIST
W7066



URBAN SOAPSTONE
W7067

PRO PLUS DESIGNS (CONTINUED)



MIDNIGHT ELEGANCE
W7068



VIENNA MARBLE
W7006



MARMAFINO
W7019



NORWEGIAN ELM
W7015



SPANISH SANDS
W7014

LOWE'S DESIGNS

MENARDS DESIGNS



CHATHAM CARRARA
W7062



ASHLAND CARRARA
W7061



WHITE SANDS
W7060



TAHOMA ASH
W7059



NESTOS MARBLE
W7026

Apparently we do our best thinking in the shower.

PRO DESIGNS COLLECTION


Our 10 luxe designs can be fully customized to fit unique specifications. Surround a bathroom in seamless luxury by covering all the walls. Or keep it simple in a standard shower stall.



Calacatta Statuario



SHOP THE PRO DESIGNS COLLECTION



SEE FULL PANEL CONFIGURATIONS & SIZES ON PG. 76-77





Augusta Calacatta

W7055

Bold, large-scale grey charcoal striations and warm shadows offset a milky white background to create classic elegance with a bit of playfulness. It's luxury and personality, all at once.



NEW DESIGN

Tuscany Marble

W7057

Subtle bronze veining warms up this white textured marble, creating a look that's both crisp and rich.





Larisis Marble

W7054

Cool-tinged greys and wispy streaks throughout this ultra-modern pattern add a graceful, tiled look for a clean and casual space.



Calacatta Statuario

W7036

This bright-white marble design boasts varying sizes of light grey, grey and black veining for a bold look brimming with grandeur.





Tahiti Sands

W7027

Warm and cool neutral tones are blended into an off-white limestone texture, helping this stone-like surface create a lively, yet relaxing look with an earthy flair.



Torrone Marble

W7008

Surround yourself in classic elegance with a bit of play. Subtle grey veining on a crisp white backdrop gives this marble-like surface a timeless, uncluttered look.





Legacy Ash

W7042

This taupe wood grain pattern mimics a planked design, offering welcoming & light serenity. Pair it with neutral grain finishes for a classic look.



NEW DESIGN

Darlington Cherry

W7058

Our planked, off-white cherry design creates a warm, inviting space while the straight grain refines the look.





Aria White

W7001

Solid white through and through, this stone-like surface delivers a crisp, clean style that can feel classic, modern and anything in between.



Staccato

W7004

With light grey converging lines on a plane of white, wood-like Staccato's relaxed streaking coats a space in calm and comfort.



Simple Solutions for Complex Jobs

INTRODUCING THE
NEW PRO PLUS
 COLLECTION

Explore our collection of waterproof wall panel designs made with commercial architects, designers and builders in mind. Intended for larger-scale projects with 1/2 truckload order minimums, you can add luxury to any space while relying on the patented waterproof system for long-lasting, easy-to-maintain looks.

Ideal for:

Residential Complexes • Campus Housing • Senior Living • Hospitality • Other High-Traffic Spaces



LARGER-SCALE SOLUTIONS

Ideal for jobs requiring at least 9,700 sq ft of material with a 1/2 truckload order minimum.



BEATS THE COST OF TILE

Total start-to-finish price for materials, time and labor is less than tile.



DEPENDABLE TIMELINES

Quick installation & reliable lead times help manage deadlines with clear expectations.



SHOP THE
PRO PLUS
 COLLECTION



Graceful Lines



NEW PRO PLUS DESIGN

Birch Branches

W7049

Grey and cream curves that bring subtle liveliness and depth.




NEW PRO PLUS DESIGN

Silken Weave

W7071

A white neutral linen in a soft cross-weave pattern offering overall color and extraordinary dimension.






NEW PRO PLUS DESIGN

Graceful Lines

W7075

A warm, sandy grey that adds subtlety and blends effortlessly with textures, patterns and colors.



NEW PRO PLUS DESIGN

Tranquil Lines

W7074

A cool, neutral backdrop that soothes the senses and pairs easily with bolder colors and design elements.





NEW PRO PLUS DESIGN

Champagne Whisper

W7069

A soft gold color with a subtle reconstituted woodgrain effect.



NEW PRO PLUS DESIGN

Ashen Walnut

W7070

A sophisticated Walnut balanced with a mix of partial cathedrals and straight grain. A light grey with subtle contrast.





NEW PRO PLUS DESIGN

Classic Weave

W7073

Warm grey and cool grey tones mesh in a classic and subtle linen blend that offers broad coordination with other colors and materials.



NEW PRO PLUS DESIGN

Serenity Weave

W7072

A soft, sophisticated linen weave of cream and grey tones that offers broad coordination with other colors and materials.





NEW PRO PLUS DESIGN

Harmony Mist

W7066

A neutral warm grey textured marble stone with multi-directional thin intersecting white veins.




NEW PRO PLUS DESIGN

Urban Soapstone

W7067

A large-scale, smooth-veined grey soapstone abounding in rich detail and natural features.






NEW PRO PLUS DESIGN

Midnight Elegance

W7068

A jet black marble with elegant cross-directional white veins.

From “oh no” —————> to “oh, wow!”




BEFORE

AFTER

Seeing is believing. Pro Plus Designs are easy on the eyes, and on the timeline. With Wetwall, you can transform high-traffic spaces in a fraction of the time it would take to install tile.

We thought *outside the box* to deliver a shower *inside a box*.

RETAIL KITS INCLUDE:



Pre-sized Panels



Panel Adhesive



Color-matched Sealant

Both Menards & Lowe's exclusive retail kits include our patented panels, adhesive and color-matched sealant for a grout-free application in as quick as 2.5 hours. With panels already pre-cut and available at standard shower & bath surround sizes, installation is simple—making for a thrilling transformation.



Nestos Marble

W7026

This large-scale Sequoia marble design shines in a warm white with light hues and a compelling linear movement.



NEW MENARDS DESIGN

White Sands

W7060

The warm tonal colors move across the surface mimicking wind-swept sands.



NEW MENARDS DESIGN

Tahoma Ash

W7059

This warm toned, straight grain design paired with partial cathedral peaks offers a natural, elevated look to any space.





NEW MENARDS DESIGN

Chatham Carrara

W7062

A cool-toned, white marble interlaid with grey, diagonal veining.




NEW MENARDS DESIGN

Ashland Carrara

W7061

A white marble base that exudes warmth through diagonal veins of caramel and taupe.






Vienna Marble

W7006

Scattered grey and beige veining across a toasted white background creates a space of welcoming luxury.



Marmafino

W7019

Granite-inspired shower walls with coordinating neutral surfaces turn traditional into timeless, ushering you into a calm, inviting oasis.





Spanish Sands

W7014

This limestone lookalike comes in a warm grey interfused with linear directional features in shades of grey with hints of caramel.



Norwegian Elm

W7015

Modern with clean lines, this straight grain is intermingled with subtle cathedrals in an overall light neutral color. This is the definition of calm.



It's easy to create a modern and soothing sanctuary with Wetwall™ Waterproof Panels. We can help bring your vision to life with additional technical resources, specification guides, videos and more.

SKUs & Specs



TONGUE EDGE

GROOVE EDGE

BULLNOSE EDGE

FLAT EDGE



EXPLORE
MORE
HELPFUL
RESOURCES

Back Wall Configurations



TONGUE EDGE + FLAT EDGE

The easy-to-handle TE/FE panels are ideal for a seamed back wall.



GROOVE EDGE + FLAT EDGE


The easy-to-handle GE/FE panels are ideal for a seamed back wall.



FLAT EDGE + FLAT EDGE

The FE/FE panels are best for a one piece wall.


Wing Wall Configurations



BULLNOSE EDGE + FLAT EDGE

The Bullnose Edge is perfect for wing wall or terminating walls.

Utility Wall Configurations



TONGUE EDGE + GROOVE EDGE

This most flexible panel is used when you want to continue the design beyond the single-panel widths.



TONGUE EDGE + BULLNOSE EDGE

Use this Bullnose Edge combined with a TE to cap the end of the TE/GE panels.



GROOVE EDGE + BULLNOSE EDGE

Use this Bullnose Edge combined with a GE to cap the end of the TE/GE panels.



BULLNOSE EDGE + BULLNOSE EDGE

With two Bullnose Edges, this is the ideal panel to feature behind a free-standing bathtub or a stand-alone wall.

Pro Panel Sizes


WIDTH
8" (in 96" height only),
30", 32", 36", 48", 60"

HEIGHT
72" & 96"

Pro Plus Panel Sizes

WIDTH
36", 48", 60"

HEIGHT
96"



Wow... luxe finishing touches, too?



Shop Accessories
COMPLETE
YOUR BATHROOM
TRANSFORMATION

STORAGE SOLUTIONS

Complete your bathroom transformation with coordinating, prefabricated niches & shelves. Available in Designer White (as shown) & Antique White.



DOUBLE SHELF
RECESSED NICHE



SINGLE SHELF
RECESSED NICHE



CORNER
SHELF

STICK & SEAL



Hold your project together with high performance Wilsonart® Adhesive. Its outstanding bond strength and high heat resistance make it the ideal adhesive for Wetwall installation.

Wilsonart® high-quality sealant comes in 6 colors—specially formulated to match the colors of all Wetwall panel designs. Plus, it's antifungal, providing a lasting water-resistant seal.





Want to try before you buy?

WE COME IN A SAMPLE SIZE

Seeing it in real life is the best way to experience the beauty of the design. Discover how lightweight yet sturdy, durable and scratch-resistant Wetwall bathroom panels really are.



ORDER A
SAMPLE
(OR A FEW)

Looking for where to buy?

GET A SHOWER WITHOUT TAKING A BATH

From customizable designs to fit your unique spec to our patented locking panels that arrive in an all-in-one DIY kit, you'll find Wetwall at kitchen & bath showrooms, through a contractor or exclusively at Lowe's and Menards.

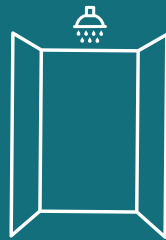


FIND
WHERE
TO BUY



Wetwall™
— A WILSONART COMPANY —

WOW.



WETWALL.

GET INSPIRED AT [WETWALL.COM](https://www.wetwall.com)