



maars LIVING WALLS®

halo®

endless design configurations, outstanding acoustics

maars LIVING WALLS®

At Maars, we focus on sustainability, reuse and future-oriented designs for work environments where people feel comfortable and can perform at their best. It's from this mindset that we continuously develop our solutions. We offer inspiring concepts of reconfigurable, integrated wall solutions for office spaces, healthcare, airports, education, hospitality, industry, retail and more.

Visionary architects, contractors, clients and dealers worldwide select Maars as their construction partner. We are recognized as the supplier of innovative wall solutions for over 75 years. Maars provides complete architectural solutions that contribute to the productivity and wellbeing of employees within the built environment. Maars is a distinctive global brand, focused on sustainability and committed to the circular economy.

Our solutions feature a wide range of customizations, flexible options, and superior acoustic performance. Our portfolio encourages the imagination and fosters a higher performance of space. With our solutions, we aim to inspire people by providing a unique visual experience, optimal comfort, wellbeing, security and privacy.

Welcome to the world of Maars!

■ maarslivingwalls.com



customization

Open-plan offices range in layouts today and are commonplace within the work environment. Phone calls and virtual meetings require focus and privacy. Thanks to the high-end design and premium acoustic performance, our Halo office pods offer a complete and performing solution.

Halo delivers unique and flexible solutions for a variety of work styles and needs. The perfect solution to support individual work needs and concentration. Whether you need to accommodate 1, 2, 3, 4 or 6 people, Halo can be modified and customized. Refer page 18-19 of this brochure for a detailed overview of the possibilities and specifications.

Halo configurator

Discover the endless possibilities of Halo with the product configurator on our website. From colors to finishes, solid and glass walls, floors to doors, the choice is yours!

Discover the possibilities at:
maarslivingwalls.com/halo



halo¹

Number of people	1 person
Internal dimensions	With floor: 1036x1036x2205 mm / 40.8"x40.8"x86.8"
Internal dimensions	Without floor: 1036x1036x2235 mm / 40.8"x40.8"x88"
Volume	2.36 m³ / 83.34 ft³



halo²

Number of people	1-2 people
Internal dimensions	With floor: 1036x2236x2205 mm / 40.8"x88"x86.8"
Internal dimensions	Without floor: 1036x2236x2235 mm / 40.8"x88"x88"
Volume	5.1 m³ / 180.10 ft³



halo⁴

Number of people	1-6 people
Internal dimensions	With floor: 2236x2236x2205 mm / 88"x88"x86.8"
Internal dimensions	Without floor: 2236x2236x2235 mm / 88"x88"x88"
Volume	11.2 m³ / 395.52 ft³




outstanding acoustics

Close attention was given to acoustics while developing Halo. Acoustic privacy and performance are key drivers for design criteria in the work environment...Halo supports these requirements. At Maars, we have more than 75 years of experience in acoustics. Our R&D department works within our own test lab where products are fine-tuned before official testing is performed and certified by third-party testing labs.

We are proud that Halo offers the ultimate in acoustic performance, according to ISO 23351-1. All Halo configurations are Class A certified and Halo 1 Exclusive+ is Class A+ certified. Due to the unique design, construction, and performance built into Halo, sound is controlled and confined, even within disruptive workplaces and surroundings.





customization in materials, colors and configurations

Every Halo 1, 2 or 4 is unique. Place design freedom in your hands: what are your requirements and criteria? Are you looking for one or more double glazed cassettes? Or are you looking for a more private environment, featuring solid cassettes with colors and/or fabrics of your choice? The choice is entirely yours! Create your own unique Halo pod in the style you want and in harmony with your work environment and/or corporate identity. Discover the customisation options for each Halo type in the product overview.





modular construction


Modular construction and re-utilization go hand in hand, and this goes for our Halo pods as well. This solution offers key sustainable benefits and provides incredible flexibility. Thanks to Halo's modular design and the use of prefabricated modules, Halo can easily be expanded to two or four-person versions. Because all parts can be reused and exchanged, the configuration is simple, even during initial construction, modifications can be performed. In short, Halo is the essence of sustainability & circularity.



Twin LED Halo lighting



Magnetic accessories*



Acoustic carpet

features & benefits

- Endless design configurations
- Superior acoustic performance: up to Class A+ according to ISO 23351-1
- Quick and efficient installation
- Reconfigurable and reusable elements

easy does it

The Halo pod comes as a complete workspace with various conveniences. Halo provides:

- Powder coated, solid wall cassettes
- Glass door or Slim Framed glass door
- Acoustic and technology integrated ceiling
- Optional floor with carpet
- Integrated motion detector
- LED lighting
- Ventilation system
- Power and USB connection
- Halo 1 and 2 includes an integrated worksurface



Door closer



Technology integration*



Threshold



Touchscreen control



Height adjustable worktop (Halo 1 and 2)



Magnetic latch

fire safety

- All Halo ceilings are designed with a sprinkler integration port (sprinkler not included)
- Maars can provide detailed instructions for integrations such as a sprinkler system or smoke detector

certificates

- Acoustic classifications for all Halo models meet ISO23351-1 specifications
- Seismic Code compliant
- UL Listed electrical components (Certificates are available on request)


installation

- Minimum ceiling height for Halo installation: 2580 mm / 101.6"
- Minimum room dimensions for Halo installation: 500 mm / 19.7" around Halo
- Contact Maars for nesting installation or wall-mounting

*in development

nesting efficiency

Halo's modularity provides freedom to efficiently combine several Halo units and create your own layout. With Halo, flexibility is key.



more room-in-room solutions

The way we work and collaborate has changed significantly. With today's ever changing workplace, flexibility is key and highly required. We need to reassess how to protect the future needs of our workspace. In addition to our Halo pod, Maars offers two additional innovative room-in-room solutions, including large group needs: Core and the lineaCube.

discover more at:
maarslivingwalls.com/partition-walls/room-in-room/



committed to circularity & sustainability

Alongside flexibility and quality in our products, sustainability is our philosophy. Sustainability and circularity are crucial for Maars Living Walls. With our complete architectural wall portfolio, we can create spaces with as small a footprint as possible. Halo pods are an excellent example of this.

Sustainability has been in our DNA for 75+ years. From modular walls, room-in-room solutions, pods and customized solutions, the Maars portfolio has an array of options and is focused on flexibility in the design of spaces. This is reflected in our products which contribute to the well-being of people and the quality of their environment.



technical specifications

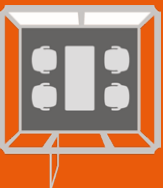
halo¹



halo²



halo⁴



halo⁴



*Acoustic Rating of the POD depends on the wall modulations / finish selected. For official test reports, contact your regional sales manager.

	halo ¹	
Specification	Exclusive + With or without Floor	Custom With or without Floor*
Outer Dimension - Metric	1200 x 1200 x 2390 mm	1200 x 1200 x 2390 / 2355* mm
Outer Dimension - Imperial	47.2" x 47.2" x 94.1"	47.2" x 47.2" x 94.1" / 92.7"*
Inner Dimension - Metric	1036 x 1036 x 2205 mm	1036 x 1036 x 2205 / 2235* mm
Inner Dimension - Imperial	40.8" x 40.8" x 86.8"	40.8" x 40.8" x 86.8" / 88"*
Volume - m³ / ft³	2.36 m³ / 83.34 ft³	2.36 m³ / 83.34 ft³
Weight - Kgs	532 Kgs	476 Kgs - 514 Kgs
Weight - Pounds (Lbs)	1172 Lbs	1050 Lbs - 1133 Lbs
Solid Module - External	- Powdercoated steel	- Powdercoated steel - Custom (Contact Maars)
Solid Module - Internal	- Perforated steel + Textile	- Steel Panels - Perforated steel + Textile
Solid Module - Custom (Contact Maars)	Please contact Maars	Please contact Maars
Glass Module	Double Glazed (Bi Block)	Double Glazed (Bi Block)
Glass Panel - External	6 mm / 0.2" tempered glass	6 mm / 0.2" tempered glass
Glass Panel - Internal	8 mm / 0.3" acoustic laminated glass	8 mm / 0.3" acoustic laminated glass
Glass Module - Custom (Contact Maars)	- Backpainted / Film - Tinted - Smart Glass	- Backpainted / Film - Tinted - Smart Glass
Door	- Slim framed glass door	- Frameless glass door - Slim framed glass door
Door Handle + Latch	- Lever Handle + Mech Latch - Pull Handle + Magnetic Latch	- Lever Handle + Mech Latch - Pull Handle + Magnetic Latch
Door Closer	Hydraulic Top Mounted Closer (Available With Pull Bar Doors)	Hydraulic Top Mounted Closer (Available With Pull Bar Doors)
Worksurface	- White / Light Oak - Custom	- White / Light Oak - Custom
Worksurface Dimension	1024 x 350 mm / 40.3" x 13.8"	1024 x 350 mm / 40.3" x 13.8"
Worksurface Adjustment Range (Manual)	60 mm to 125 mm / 2.4" to 4.9" (From POD Floor)	60 mm to 125 mm / 2.4" to 4.9" (From POD Floor)
Worksurface Adjustment Range (Electric)	60 mm to 125 mm / 2.4" to 4.9" (From POD Floor)	60 mm to 125 mm / 2.4" to 4.9" (From POD Floor)
Acoustics *On Custom Configuration	Class A+	Class A / Class B*
Ventilation unit with Filter 90 CFM Each	1	1
Standard Integrations	- Motion sensor Control - White or RGB LED lighting - Manual / electric adjustable Table - Ventilation with Remote - Power/USB connection - Stainless steel Threshold with Maars Logo	- Motion sensor Control - White or RGB LED lighting - Manual / electric adjustable Table - Ventilation with Remote - Power/USB connection - Stainless steel Threshold with Maars Logo
Special Integrations (Contact Maars)	- Touch Screen Control - Voice Activation	- Touch Screen Control - Voice Activation
Floor Finish	Carpet	Carpet or Existing Floor
Wheelchair Access	NA	NA
Packing & Delivery	1 Crate / Pallet 2250 x 760 x 1460 mm / 88.6" x 29.9" x 57.5"	1 Crate / Pallet 2250 x 760 x 1460 mm / 88.6" x 29.9" x 57.5"
Weight with Packing - Kgs / Lbs	632 kg / 1393 Lbs	576 kg / 1270 Lbs
Installation (Conditions Apply)	2.5 - 3.5 Hrs	2.5 - 3.5 Hrs
No. of Technicians (Recommended For Installation) (Conditions Apply)	2	2

	halo ²		halo ⁴	
Specification	Exclusive With or without Floor	Custom With or without Floor*	Exclusive Without Floor	Custom With or without Floor*
Outer Dimension - Metric	2400 x 1200 x 2390 / 2355* mm	2400 x 1200 x 2390 / 2355* mm	2400 x 2400 x 2390 mm	2400 x 2400 x 2390 / 2355* mm
Outer Dimension - Imperial	94.5" x 47.2" x 94.1" / 92.7"*	94.5" x 47.2" x 94.1" / 92.7"*	94.5" x 94.5" x 94.1"	94.5" x 94.5" x 94.1" / 92.7"*
Inner Dimension - Metric	1036 x 2236 x 2205 / 2235* mm	1036 x 2236 x 2205 / 2235* mm	2236 x 2236 x 2235 mm	2236 x 2236 x 2205 / 2235* mm
Inner Dimension - Imperial	40.8" x 88" x 86.8" / 88"*	40.8" x 88" x 86.8" / 88"*	88" x 88" x 88"	88" x 88" x 86.5" / 88"*
Volume - m³ / ft³	5.1 m³ / 180.10 ft³	5.1 m³ / 180.10 ft³	11.2 m³ / 395.52 ft³	11.2 m³ / 395.52 ft³
Weight - Kgs	765 Kgs - 843 Kgs	765 Kgs - 843 Kgs	1274 Kgs	1112 Kgs - 1274 Kgs
Weight - Pounds (Lbs)	1686 Lbs - 1858 Lbs	1686 Lbs - 1858 Lbs	2808 Lbs	2451 Lbs - 2808 Lbs
Solid Module - External	- Powdercoated steel	- Powdercoated steel - Custom (Contact Maars)	- Powdercoated steel	- Powdercoated steel - Custom (Contact Maars)
Solid Module - Internal	- Perforated steel + Textile	- Steel Panels - Perforated steel + Textile	- Perforated steel + Textile	- Steel Panels - Perforated steel + Textile
Solid Module - Custom (Contact Maars)	Please contact Maars	Please contact Maars	Please contact Maars	Please contact Maars
Glass Module	Double Glazed (Bi Block)	Double Glazed (Bi Block)	Double Glazed (Bi Block)	Double Glazed (Bi Block)
Glass Panel - External	6 mm / 0.2" tempered glass	6 mm / 0.2" tempered glass	6 mm / 0.2" tempered glass	6 mm / 0.2" tempered glass
Glass Panel - Internal	8 mm / 0.3" acoustic laminated glass	8 mm / 0.3" acoustic laminated glass	8 mm / 0.3" acoustic laminated glass	8 mm / 0.3" acoustic laminated glass
Glass Module - Custom (Contact Maars)	- Backpainted / Film - Tinted - Smart Glass	- Backpainted / Film - Tinted - Smart Glass	- Backpainted / Film - Tinted - Smart Glass	- Backpainted / Film - Tinted - Smart Glass
Door*	- Frameless glass door	- Frameless glass door - Slim framed glass door	- Frameless glass door	- Frameless glass door - Slim framed glass door
Door Handle + Latch	- Lever Handle + Mech Latch - Pull Handle + Magnetic Latch	- Lever Handle + Mech Latch - Pull Handle + Magnetic Latch	- Lever Handle + Mech Latch - Pull Handle + Magnetic Latch	- Lever Handle + Mech Latch - Pull Handle + Magnetic Latch
Door Closer	Hydraulic Top Mounted Closer (Available With Pull Bar Doors)	Hydraulic Top Mounted Closer (Available With Pull Bar Doors)	Hydraulic Top Mounted Closer (Available With Pull Bar Doors)	Hydraulic Top Mounted Closer (Available With Pull Bar Doors)
Worksurface	- White / Light Oak - Custom	- White / Light Oak - Custom	- White / Light Oak - Custom	- White / Light Oak - Custom
Worksurface Dimension	1024 x 350 mm / 40.3" x 13.8" - Side Position 1020 x 600 mm / 40.2" x 23.6" - Center Position	1024 x 350 mm / 40.3" x 13.8" - Side Position 1020 x 600 mm / 40.2" x 23.6" - Center Position	Nil	Nil
Worksurface Adjustment Range (Manual)	60 mm to 125 mm / 2.4" to 4.9" (From POD Floor)	60 mm to 125 mm / 2.4" to 4.9" (From POD Floor)	Nil	Nil
Worksurface Adjustment Range (Electric)	60 mm to 125 mm / 2.4" to 4.9" (From POD Floor)	60 mm to 125 mm / 2.4" to 4.9" (From POD Floor)	NA	NA
Acoustics *On Custom Configuration	Class A	Class A / Class B*	Class A	Class A / Class B*
Ventilation unit with Filter 90 CFM Each	2	2	4	4
Standard Integrations	- Motion sensor Control - White or RGB LED lighting - Manual / electric adjustable Table - Ventilation with Remote - Power/USB connection - Stainless steel Threshold with Maars Logo	- Motion sensor Control - White or RGB LED lighting - Manual / electric adjustable Table - Ventilation with Remote - Power/USB connection - Stainless steel Threshold with Maars Logo	- Motion sensor Control - White or RGB LED lighting - Ventilation with Remote - Power/USB connection - Stainless steel Threshold with Maars Logo	- Motion sensor Control - White or RGB LED lighting - Ventilation with Remote - Power/USB connection - Stainless steel Threshold with Maars Logo
Special Integrations (Contact Maars)	- Touch Screen Control - Voice Activation	- Touch Screen Control - Voice Activation	- Touch Screen Control - Voice Activation	- Touch Screen Control - Voice Activation
Floor Finish	Carpet or Existing Floor	Carpet or Existing Floor	Existing Floor	Carpet or Existing Floor
Wheelchair Access	Nil	Wheelchair accessible	Nil	Wheelchair accessible
Packing & Delivery	1 Crate / Pallet: 2760 x 1020 x 1600 mm / 108.7" x 40.2" x 63"	1 Crate / Pallet: 2760 x 1020 x 1600 mm / 108.7" x 40.2" x 63"	2 Crates / Pallets: 2760 x 1020 x 1600 + 2250 x 760 x 1460 mm / 108.7" x 40.2" x 63" + 88.6" x 29.9" x 57.5"	2 Crates / Pallets: 2760 x 1020 x 1600 + 2250 x 760 x 1460 mm / 108.7" x 40.2" x 63" + 88.6" x 29.9" x 57.5"
Weight with Packing - Kgs / Lbs	973 kg / 2145 Lbs	895 kg / 1973 Lbs	1504 kg / 3316 Lbs	1332 kg / 2937 Lbs
Installation (Conditions Apply)	4 - 5.5 Hrs	4 - 5.5 Hrs	6-8 Hrs	6-8 Hrs
No. of Technicians (Recommended For Installation) (Conditions Apply)	2	2	2 - 3 (1 helper)	2 - 3 (1 helper)

products

Styleline	lineaCube
Metaline	Doors
String ²	Living Options
Panorama	M923.
Horizon	Core
lalinea	Halo

expertise

Office	Airport
Care & Cure	Hospitality
Education	Industrial
Revitalisation	Automotive



maars LIVING WALLS®

Newtonweg 1, PO Box 1000
3840 EA Harderwijk
The Netherlands

T +31 (0)341 46 52 11
info@maars.nl
www.maarslivingwalls.com