

**Declaration Owner**

Spacesaver

1450 Janesville Avenue
Fort Atkinson, WI 53538
United States800.255.8170 | <https://www.spavesaver.com> |
info@spavesaver.com**Products***Day Use Lockers***Functional Unit**The functional unit is one complete storage unit of 0.25 m³ storage capacity, serving the function of storage for a 10-year period.**EPD Number and Period of Validity**

SCS-EPD-10163

EPD Valid May 22, 2024 through May 21, 2029

Version Date: May 29, 2024

Product Category Rule

Product Category Rule for Environmental Product Declarations.

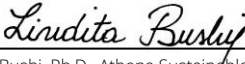

BIFMA PCR for Storage: UNCPC 3812,

Program Operator

SCS Global Services

2000 Powell Street, Ste. 600, Emeryville, CA 94608

+1.510.452.8000 | www.SCSglobalServices.com

Declaration Owner:	Spacesaver																				
Address:	1450 Janesville Avenue, Fort Atkinson, WI 53538																				
Declaration Number:	SCS-EPD-10163																				
Declaration Validity Period:	EPD Valid May 22, 2024 through May 21, 2029																				
Version:	May 29, 2024																				
Program Operator:	SCS Global Services																				
Declaration URL Link:	https://www.scsglobalservices.com/certified-green-products-guide																				
Product:	Spacesaver Day Use :Lockers																				
LCA Practitioner:	Gerard Mansell, PhD., SCS Global Services																				
LCA Software:	OpenLCA v2.0 & ecoinvent v3.10																				
Independent critical review of the LCA and data, according to ISO 14044 and ISO 14071	<input type="checkbox"/> internal <input checked="" type="checkbox"/> external																				
LCA Reviewer:	 Lindita Bushi, Ph.D., Athena Sustainable Materials Institute																				
Product Category Rule:	Product Category Rule for Environmental Product Declarations: BIFMA PCR for Storage: UNCPC 3812. NSF International National Center for Sustainability Standards. 2013. Extended through September 30, 2027																				
PCR Review conducted by:	Thomas Gloria Ph.D., Industrial Ecology Consultants																				
Independent verification of the declaration and data, according to ISO 14025 and the PCR	<input type="checkbox"/> internal <input checked="" type="checkbox"/> external																				
EPD Verifier:	 Lindita Bushi, Ph.D., Athena Sustainable Materials Institute																				
Declaration Contents:	<table border="0"> <tr><td>About Spacesaver</td><td>2</td></tr> <tr><td>Product Description</td><td>2</td></tr> <tr><td>Key Environmental Parameters</td><td>2</td></tr> <tr><td>Product Material Composition.....</td><td>3</td></tr> <tr><td>Life Cycle Assessment Overview.....</td><td>4</td></tr> <tr><td>Product Life Cycle Flow Diagram</td><td>5</td></tr> <tr><td>Life Cycle Inventory and Environmental Parameters.....</td><td>6</td></tr> <tr><td>Life Cycle Impact Assessment</td><td>6</td></tr> <tr><td>Supporting Technical Information.....</td><td>8</td></tr> <tr><td>References.....</td><td>11</td></tr> </table>	About Spacesaver	2	Product Description	2	Key Environmental Parameters	2	Product Material Composition.....	3	Life Cycle Assessment Overview.....	4	Product Life Cycle Flow Diagram	5	Life Cycle Inventory and Environmental Parameters.....	6	Life Cycle Impact Assessment	6	Supporting Technical Information.....	8	References.....	11
About Spacesaver	2																				
Product Description	2																				
Key Environmental Parameters	2																				
Product Material Composition.....	3																				
Life Cycle Assessment Overview.....	4																				
Product Life Cycle Flow Diagram	5																				
Life Cycle Inventory and Environmental Parameters.....	6																				
Life Cycle Impact Assessment	6																				
Supporting Technical Information.....	8																				
References.....	11																				
<p>Disclaimers: This EPD conforms to ISO 14025, 14040 and 14044.</p> <p>Scope of Results Reported: The PCR requirements limit the scope of the LCA metrics such that the results exclude environmental and social performance benchmarks and thresholds, and exclude impacts from the depletion of natural resources, land use ecological impacts, ocean impacts related to greenhouse gas emissions, risks from hazardous wastes and impacts linked to hazardous chemical emissions.</p> <p>Accuracy of Results: Due to PCR constraints, this EPD provides estimations of potential impacts that are inherently limited in terms of accuracy.</p> <p>Comparability: The PCR this EPD was based on was not written to support comparative assertions. EPDs based on different PCRs, or different calculation models, may not be comparable. When attempting to compare EPDs or life cycle impacts of products from different companies, the user should be aware of the uncertainty in the final results, due to and not limited to, the practitioner's assumptions, the source of the data used in the study, and the specifics of the product modeled.</p>																					

About Spacesaver

Spacesaver provides a full range of storage products that add versatility and flexibility to any space. We design and manufacture high-density mobile storage systems, library shelving, museum storage cabinets, evidence lockers, athletic equipment storage, weapon racks, healthcare supply storage, and more. Founded in Fort Atkinson, Wisconsin, in 1972, Spacesaver now employs approximately 400 people in its 300,000-square-foot custom manufacturing facility and office building. In partnership with our nation-wide distribution network, we serve vertical markets that include schools and libraries, museums, public safety, healthcare, indoor agriculture, offices, manufacturing facilities, and more.

Beyond our standard product lines, we frequently work with designers, architects, and clients to create custom solutions for unique spaces and applications. Our in-house teams of engineers, project managers, and manufacturers work with our nationwide network of local distributors to provide clients with reliable, well-designed storage solutions that optimize space, streamline workflows, and integrate seamlessly into any space.

Product Description

Day Use Lockers

Spacesaver's Day Use Lockers combine the strength and sustainability of welded steel with the aesthetics of full overlay doors. Manufactured with 100% recyclable steel, they optimize form and function, providing secure storage for personal items inside a customizable design. Available in modular sizes and a variety of finishes and locking options, these lockers promote flexibility and can be reconfigured – and new lockers can be added to existing configurations – as needs change over time.

Table 1. *The Day Use Lockers storage product information.*

Product Line	Dimensions (W x D x H)	Storage volume (m ³)	Product weight (kg)	Packaging weight (kg)	Reference flow (kg)
Day Use Lockers	12" X 18" X 72"	0.25	43	10	53

Key Environmental Parameters

Table 2. *Average key environmental parameters, over the life cycle of the Spacesaver storage products per functional unit.*

Parameter	Value
Global Warming Potential (IPPC AR6)	174 kg CO ₂ e
Primary Energy Demand	2,420 MJ
Recycled content	49.0%

Product Material Composition

The following tables provide a description of the materials in the *Day Use Lockers* storage products. Table 3 provides this information by type of material and percent of total mass for the product. Product packaging materials are summarized in Table 4.

Table 3. Material content for the *Day Use Lockers* storage products in kg per functional unit and percent of total mass

Component	Pre-consumer Recycled content (%)	Post-consumer Recycled content (%)	kg	Percent
Steel	19.8	31.0	42.1	98%
Powder coat	0	0	0.757	1.8%
Plastics/Rubber	0	0	3.63x10 ⁻³	0.0085%
Total Product			42.9	100%

Table 4. Material content for the packaging of the *Day Use Lockers* storage products in kg per functional unit and percent of total mass.

Component	Pre-consumer Recycled content (%)	Post-consumer Recycled content (%)	kg	Percent
Corrugate	0	0	2.85	29%
Plastics	0	0	0.114	1.2%
Wood	0	0	6.80	70%
Total Packaging			9.77	100%



Life Cycle Assessment Overview

A Life Cycle Assessment (LCA) was conducted to evaluate the environmental performance of the Spacesaver storage products in accordance with ISO 14044 standard. LCA accounts for the potential environmental impacts of a product over its entire life cycle, from raw material extraction through manufacturing, use, and end-of-life.

System Boundary

The scope of the EPD is cradle-to-grave, including raw material extraction and processing, transportation, product manufacture, product delivery, installation and use, and product disposal. The life cycle phases included in the EPD scope are described below and illustrated in Figure 1.

- **Production stage (A1-A3)** – This stage includes extraction of virgin materials and reclamation of non-virgin feedstock. This includes the extraction of all raw materials, including the transport to the manufacturing site. Resource use and emissions associated with both the extraction of the raw materials used in the products, as well as those associated with the processing of raw materials and product component manufacturing are included. This stage also includes all the relevant manufacturing processes and flows, excluding production of capital goods, infrastructure, production of manufacturing equipment, and personnel-related activities are not included. This stage includes the impacts from energy use and emissions associated with the processes occurring at the Spacesaver manufacturing facility in Wisconsin. Energy use at the manufacturing facilities is excluded unless used directly for the manufacturing process. Impacts associated with the transport of the processed raw materials to manufacturing facilities (upstream transport) as well as the production of the product packaging materials are also included in this stage.
- **Construction stage (A4-A5)** – This stage includes the delivery of the storage units and their packaging to the point of use (downstream transportation) and installation of the storage unit.
- **Use stage (B1-B7)** – This stage includes the impacts associated with the use and maintenance of the storage products. Impacts from maintenance are assumed negligible while no impacts are associated with the use of the products.
- **End-of-Life stage (C1-C4)** – The end-of-life stage includes the transport of the storage units and their packaging to waste treatment and material reclamation facilities and associated emissions.

Processes excluded from the study include:

- Production of capital goods, infrastructure, manufacturing equipment, etc.
- Personnel-related activities.

Product Life Cycle Flow Diagram

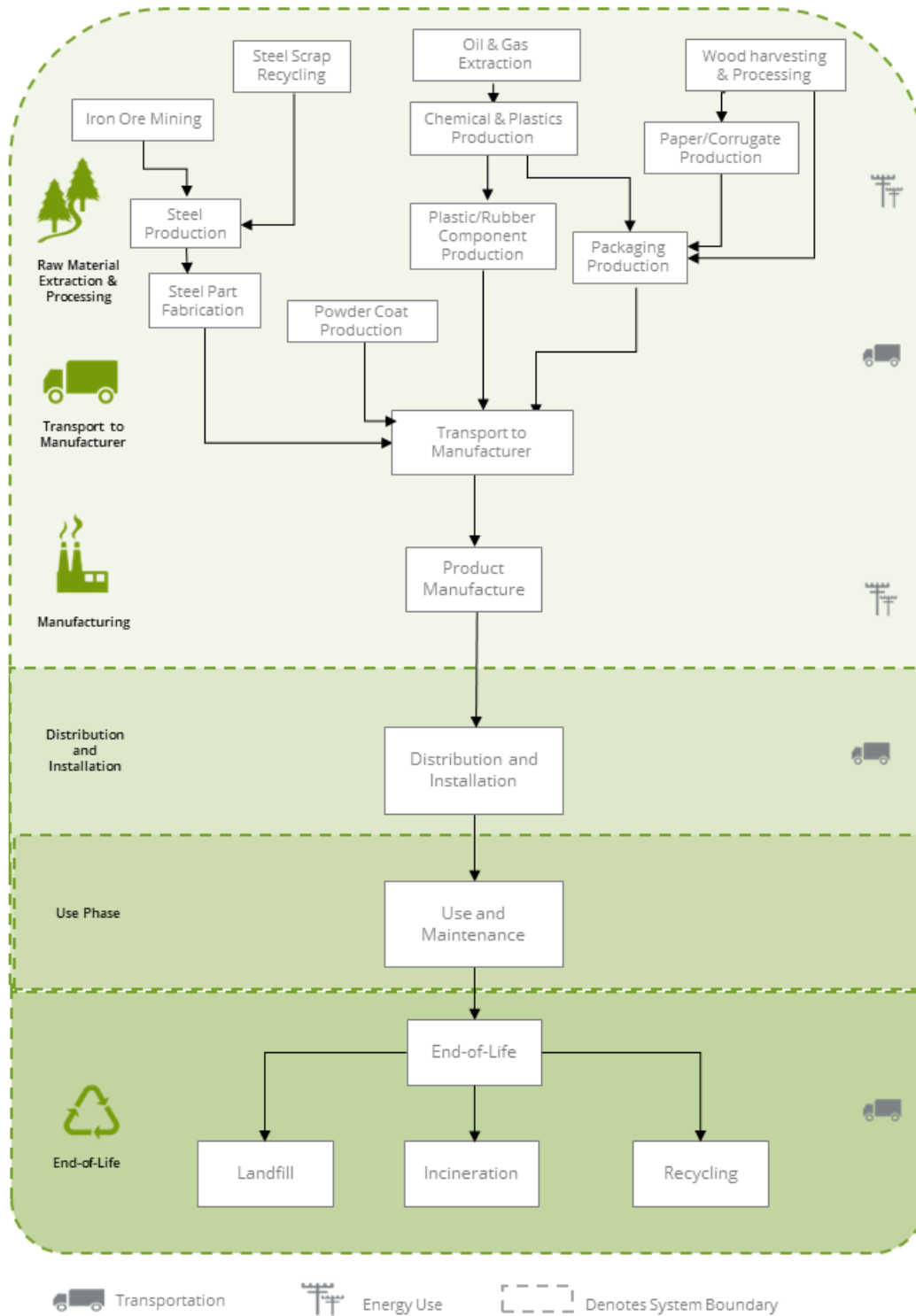


Figure 1. Flow diagram representing the major unit operations in the life cycle of the Spacesaver storage products.

Life Cycle Inventory and Environmental Parameters

The resource use and emissions from each step of the product life cycle are summed to obtain the life cycle inventory results. Table 5 presents the life cycle inventory flows by life cycle stage for the Spacesaver storage products as specified in the PCR. The LCIA and inventory flow results were calculated using the OpenLCA model and summarized for the functional unit from cradle-to-grave. Where necessary, the lower heating value is used for energy flow calculations.

Table 5. Resource use for the **Day Use Lockers** storage products per functional unit. Results reported in MJ are calculated using lower heating values. All values are rounded to three significant digits.

Parameter	Production Stage	Construction Stage	Use Stage	End-of-Life Stage	Total
Primary Energy Demand (MJ)	2,180	199	0.00	36.8	2,420
	90%	8.2%	0%	1.5%	100%
Use of renewable primary energy (MJ)	408	2.51	0.00	0.211	410
	99%	0.61%	0%	0.051%	100%
Use of renewable primary energy resources used as raw materials (MJ)	0.00	0.00	0.00	0.00	0.00
	0%	0%	0%	0%	0%
Use of nonrenewable primary energy (MJ)	1,780	197	0.00	36.6	2,010
	88%	9.8%	0%	1.8%	100%
Use of nonrenewable primary energy resources used as raw materials (MJ)	0.00	0.00	0.00	0.00	0.00
	0%	0%	0%	0%	0%
Recovered energy (MJ)	0.00	0.00	0.00	0.00	0.00
	0%	0%	0%	0%	0%
Use of fresh water (kg)	5,090	150	0.00	16.8	5,260
	97%	2.9%	0%	0.32%	100%

Life Cycle Impact Assessment

The LCA conforms to ISO 14040/44 and the PCR. Results of the Life Cycle Assessment are presented below using the impact indicators specified by the PCR. It is noted that LCA results are relative expressions and do not predict impacts on category endpoints, the exceeding of thresholds, safety margins or risks.

Table 6. Life Cycle Impact Assessment results for the **Day Use Lockers** storage products per functional unit. Results reported in MJ are calculated using lower heating values. All values are rounded to three significant digits.

Parameter	Production Stage	Construction Stage	Use Stage	End-of-Life Stage	Total
Global Warming Potential (kg CO ₂ eq)	156	13.9	0.00	3.70	174
	90%	8%	0%	2.1%	100%
Acidification Potential (kg SO ₂ eq)	0.524	5.48x10 ⁻²	0.00	1.36x10 ⁻²	0.593
	88%	9.2%	0%	2.3%	100%
Eutrophication Potential (kg N eq)	0.484	1.30x10 ⁻²	0.00	3.65x10 ⁻²	0.533
	91%	2.4%	0%	6.8%	100%
Smog Formation Potential (kg O ₃ eq)	8.10	1.38	0.00	0.398	9.88
	82%	14%	0%	4%	100%
Ozone Depletion Potential (kg CFC-11 eq)	3.57x10 ⁻⁶	2.42x10 ⁻⁷	0.00	4.71x10 ⁻⁸	3.86x10 ⁻⁶
	93%	6.3%	0%	1.2%	100%

The contributions to total indicator impacts are dominated by the Production stage followed by the Construction stage and End-of-Life. Within the Production stage, raw material extraction and processing accounts for approximately 50%-60% of overall life cradle-to-grave impacts while product manufacturing, including packaging, accounts for roughly 20%-35% of the total estimated impacts, depending on the specific product and impact category. The Construction stage impacts are primarily from transport processes (product distribution) and contribute ~9% to total estimated impacts. With the exception of the Eutrophication Potential indicator, End-of-life stage impacts are minimal.

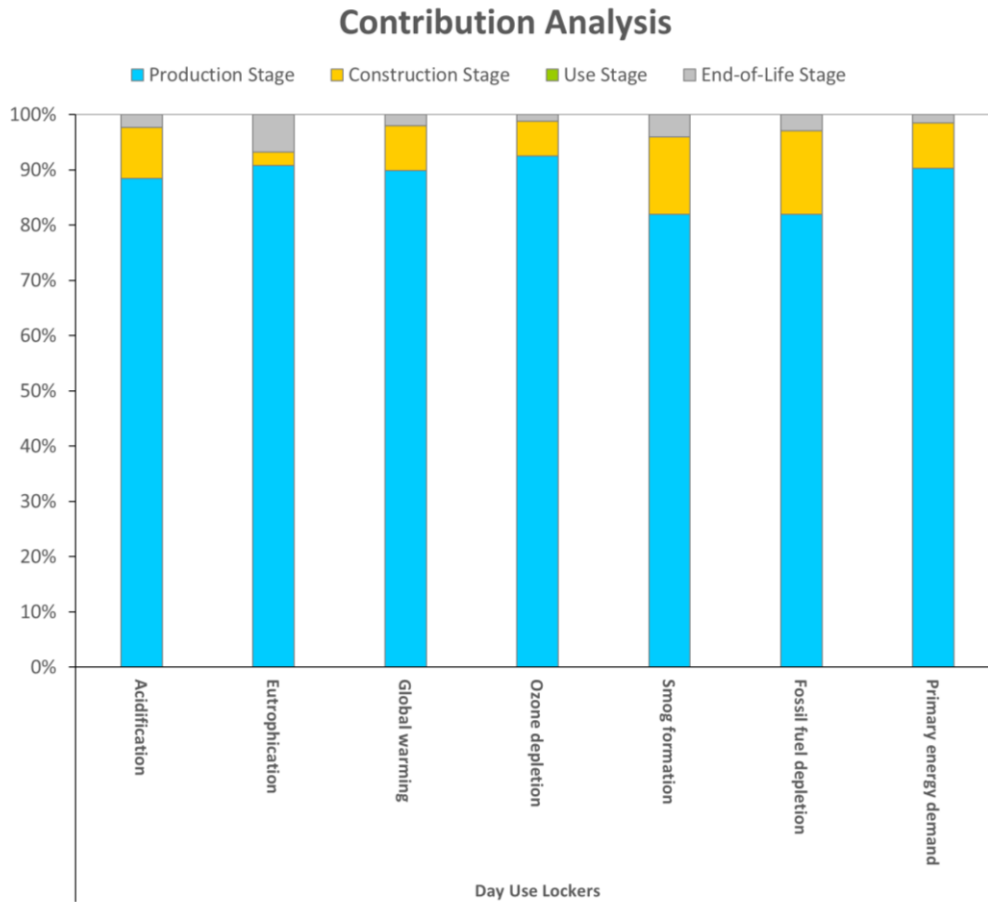


Figure 2. Contribution analysis graph representing percent contribution to each impact category indicator by life cycle phase.

Supporting Technical Information

Cut-off criteria

According to the PCR, processes contributing greater than 1% of the total environmental impact indicator for each impact are included in the inventory. No data gaps were allowed which were expected to significantly affect the outcome of the indicator results. No known flows are deliberately excluded from this EPD.

Period under review

The period of review is calendar year 2022.

Allocation

Manufacturing resource use was allocated to the products based on mass. Impacts from transportation were attributed to the products based on the mass of material and distance transported.

The product system includes some recycled materials, which were allocated using the recycled content allocation method (also known as the 100-0 cut-off method). Using the recycled content allocation approach, system inputs with recycled content do not receive any burden from the previous life cycle other than reprocessing of the waste material. At end-of-life, materials which are recycled leave the system boundaries with no additional burden.

Estimates and Assumptions

- The Fort Atkinson, Wisconsin facility is located in the RFCW eGRID EPA NERC sub-region. An Ecoinvent inventory dataset was modified to reflect the eGRID energy mix for RFCW to estimate resource use and emissions from electricity use at the Ft. Atkinson, Wisconsin facility.
- Electricity and resource use at the production facility were allocated to the products based on product mass as a fraction of the total facility production in calendar year 2022 provided by the manufacturer.
- Primary data for upstream component fabrication were not available. Representative LCI datasets from the ecoinvent database were used to model processing for most material components.
- The 10 year expected lifetime of the product was modeled based on ANSI/BIFMA test methods.
- For end-of-life, disposal of the product and product packaging is modeled based on 2018 statistics for municipal solid waste generation and disposal in the United States, from the US Environmental Protection Agency. These data provide recycling rate estimates for household and municipal waste, durable and non-durable goods, as well as for packaging and containers.
- For final disposal of the product and packaging materials at end-of-life, all materials are assumed to be transported 20 miles by diesel truck to either a landfill, incineration facility, or material reclamation facility (for recycling). Datasets representing disposal in a landfill and waste incineration are from Ecoinvent.
- Modeling of recycled materials follows the recycled content method (also known as 100-0 method or cut-off method) whereby only the burdens of reprocessing the waste material are allocated to the system from the use of the recycled material.

It should be noted that LCIA results are relative expressions and do not predict impacts on category endpoints, the exceeding of thresholds, safety margins or risks.

The PCR allows for the results for several inventory flows related to resource use and waste flows to be reported as "other parameters". These are aggregated inventory flows, and do not characterize any potential impact; results should be interpreted taking into account this limitation.

Background Data

Primary data were provided by Spacesaver for their Ft. Atkinson, Wisconsin manufacturing facility. The sources of secondary LCI data are the Ecoinvent database.

Table 7. Data sources for the Spacesaver storage product system.

Component	Dataset	Data Source	Publication Date
PRODUCT			
Steel			
Recycled steel	Steel, sheet rolled (19.8/31%)- LCI ¹ ; Steel, extruded – LCI ¹	SCS	2023
Sheet steel, Extruded steel, Stainless steel	Steel, sheet rolled (19.8/31%)- LCI; Steel, extruded – LCI; steel production, converter, low-alloyed steel, low-alloyed Cutoff, S/RoW; steel production, chromium steel 18/8, hot rolled steel, chromium steel 18/8, hot rolled Cutoff, S/RoW	EI v3.10	2023
Metal working	metal working, average for steel product manufacturing metal working, average for steel product manufacturing Cutoff, S/RoW sheet rolling, steel sheet rolling, steel Cutoff, S/RoW	EI v3.10	2023
Powder coat			
Powder coat	coating powder production coating powder Cutoff, S/RoW	EI v3.10	2023
Plastics			
PVC	polyvinylchloride production, bulk polymerisation polyvinylchloride, bulk polymerised Cutoff, S/RoW	EI v3.10	2023
Nylon	nylon 6-6 production nylon 6-6 Cutoff, S/RoW	EI v3.10	2023
PE	polyethylene production, high density, granulate polyethylene, high density, granulate Cutoff, S/RoW polyethylene production, low density, granulate polyethylene, low density, granulate Cutoff, S/RoW	EI v3.10	2023
Rubber			
Rubber	synthetic rubber production synthetic rubber Cutoff, S/RoW	EI v3.10	2023
PACKAGING			
Corrugated	containerboard production, linerboard, kraftliner containerboard, linerboard Cutoff, S/RoW	EI v3.10	2023
Plastics	polypropylene production, granulate polypropylene, granulate Cutoff, S/RoW; polyethylene production, low density, granulate polyethylene, low density, granulate Cutoff, S/RoW; packaging film production, low density polyethylene packaging film, low density polyethylene Cutoff, S/RoW	EI v3.10	2023
Wood	EUR-flat pallet production EUR-flat pallet Cutoff, S/RoW; sawnwood production, softwood, dried (u=10%), planed sawnwood, softwood, dried (u=10%), planed Cutoff, S/RoW	EI v3.10	2023
RESOURCES			
Grid electricity	market for electricity, medium voltage electricity, medium voltage Cutoff, U - RFCW/US-RFC	EI v3.10; eGRID	2023; 2018
Natural gas	market for heat, central or small-scale, natural gas heat, central or small- scale, natural gas Cutoff, S/RoW	EI v3.10	2023
TRANSPORTATION			
Road transport	transport, freight, lorry 16-32 metric ton, EURO4 transport, freight, lorry 16- 32 metric ton, EURO4 Cutoff, S/RoW	EI v3.10	2023

¹ Datasets modified for specified recycled content. Based on EI v3.10 process dataset "steel production, converter, low-alloyed | steel, low-alloyed | Cutoff, S/RoW"

Data Quality

The data quality assessment addressed the following parameters: time-related coverage, geographical coverage, technological coverage, precision, completeness, representativeness, consistency, reproducibility, sources of data, and uncertainty.

Table 8. *Data quality assessment for the Spacesaver storage product system.*

Data Quality Parameter	Data Quality Discussion
Time-Related Coverage: Age of data and the minimum length of time over which data is collected	The most recent available data are used, based on other considerations such as data quality and similarity to the actual operations. Typically, these data are less than 5 years old. All of the data used represented an average of at least one year's worth of data collection, and up to three years in some cases. Manufacturer-supplied data (primary data) are based on annual production for 2022.
Geographical Coverage: Geographical area from which data for unit processes is collected to satisfy the goal of the study	The data used in the analysis provide the best possible representation available with current data. Electricity use for product manufacture is modeled using representative data for the US. Surrogate data used in the assessment are representative of global or European operations. Data representative of European operations are considered sufficiently similar to actual processes. Data representing product disposal are based on regional statistics.
Technology Coverage: Specific technology or technology mix	For the most part, data are representative of the actual technologies used for processing, transportation, and manufacturing operations. Representative fabrication datasets, specific to the type of material, are used to represent the actual processes, as appropriate.
Precision: Measure of the variability of the data values for each data expressed	Precision of results are not quantified due to a lack of data. Data collected for operations were typically averaged for one or more years and over multiple operations, which is expected to reduce the variability of results.
Completeness: Percentage of flow that is measured or estimated	The LCA model included all known mass and energy flows for production of the storage products. In some instances, surrogate data used to represent upstream and downstream operations may be missing some data which is propagated in the model. No known processes or activities contributing to more than 1% of the total environmental impact for each indicator are excluded.
Representativeness: Qualitative assessment of the degree to which the data set reflects the true population of interest	Data used in the assessment represent typical or average processes as currently reported from multiple data sources and are therefore generally representative of the range of actual processes and technologies for production of these materials. Considerable deviation may exist among actual processes on a site-specific basis; however, such a determination would require detailed data collection throughout the supply chain back to resource extraction.
Consistency: Qualitative assessment of whether the study methodology is applied uniformly to the various components of the analysis	The consistency of the assessment is considered to be high. Data sources of similar quality and age are used; with a bias towards Ecoinvent v3.10 data where available. Different portions of the product life cycle are equally considered.
Reproducibility: Qualitative assessment of the extent to which information about the methodology and data values would allow an independent practitioner to reproduce the results reported in the study	Based on the description of data and assumptions used, this assessment would be reproducible by other practitioners. All assumptions, models, and data sources are documented.
Sources of the Data: Description of all primary and secondary data sources	Data representing energy use at the manufacturing facility represents an annual average and are considered of high quality due to the length of time over which these data are collected, as compared to a snapshot that may not accurately reflect fluctuations in production. For secondary LCI data, Ecoinvent v3.10 LCI data are used.
Uncertainty of the Information: Uncertainty related to data, models, and assumptions	Uncertainty related to materials in the products and packaging is low. Actual supplier data for upstream operations were not available and the study relied upon the use of existing representative datasets. These datasets contained relatively recent data (<10 years) but lacked geographical representativeness. Uncertainty related to the impact assessment methods used in the study are high. The impact assessment method required by the PCR includes impact potentials, which lack characterization of providing and receiving environments or tipping points.

References

1. SCS Global Services. Life Cycle Assessment of Spacesaver Storage Products. March 2024. Draft Report. Prepared for Spacesaver.
2. ISO 14025: 2006 Environmental labels and declarations – Type III environmental declarations – Principles and Procedures
3. ISO 14040: 2006/Amd1 2020 Environmental Management – Life cycle assessment – Principles and framework
4. ISO 14044: 2006/AMD 1:2017/ AMD 2:2020 Environmental Management – Life cycle assessment – Requirements and Guidelines.
5. Product Category Rule for Environmental Product Declarations: BIFMA PCR for Storage: UNCPC 3812. NSF International National Center for Sustainability Standards. 2013. Extended through September 30, 2027.
6. SCS Type III Environmental Declaration Program: Program Operator Manual. V12.0 November 2023. SCS Global Services.
7. Intergovernmental Panel on Climate Change (IPCC). IPCC Sixth Assessment Report. <https://www.ipcc.ch/ar6-syr/>
8. Tool for the Reduction and Assessment of Chemical and Other Environmental Impacts (TRACI). Dr. Bare, J., <https://www.epa.gov/chemical-research/tool-reduction-and-assessment-chemicals-and-other-environmental-impacts-traci>
9. Ecoinvent Centre (2023) ecoinvent data from v3.10. Swiss Center for Life Cycle Inventories, Dübendorf, 2024, <http://www.ecoinvent.org>
10. US EPA. Advancing Sustainable Materials Management:2018 Fact Sheet Assessing Trends in Materials Generation and Management in the United States. November 2020. https://www.epa.gov/sites/production/files/2020-11/documents/2018_ff_fact_sheet.pdf.
11. Environmental Protection Agency. The Emissions & Generation Resource Integrated Database (eGRID). <http://www.epa.gov/cleanenergy/energy-resources/egrid/>

For more information, contact:



Spacesaver

1450 Janesville Avenue
Fort Atkinson, WI 53538
United States

800.255.8170 | <https://www.spavesaver.com> | info@spacesaver.com



SCS Global Services

2000 Powell Street, Ste. 600, Emeryville, CA 94608 USA
Main +1.510.452.8000 | fax +1.510.452.8001