



Performance Palm Product Data Sheet

Description

Performance Palm is an innovative roofing system simulating the appearance and texture of natural palm thatch. Whether installing on a new commercial project or retrofitting a traditionally framed tiki hut, Performance Palms' easy-to-install system delivers decades of maintenance-free performance. The system supports both new-construction and retrofit projects, offering a streamlined installation approach suitable for a wide range of structural conditions.

Performance Palm is available with multiple system configurations, including installation with the Zip Channel system—an independently waterproof, self-spanning solution that installs directly to vertical rafters without the need for horizontal battens or purlins.

An extended eave option is also available, increasing the standard overhang from 18 inches to 30 inches to enhance roof presence and architectural detail. All configurations are available in standard Performance Palm patterns and colors, providing design flexibility while maintaining system consistency.

Features

- 20 Year Warranty
- Manufactured in the USA
- Fire and Wind Resistant
- Endureed Flame Core Technology
- No maintenance required
- Fast and easy installation
- Life-like design
- Endureed HD - Color

Components

Performance Palm is available in two different pattern designs. The pattern design is visible on the interior ceiling when used in the horizontal or vertical batten configuration. The hip-and-ridge pattern is compatible with both fanned and folded designs.

Fanned Field Shingle



Folded Field Shingle





ENDUREED[®]

PERFORMANCE



ENDUREED[®]

PERFORMANCE

<u>Part Numbers</u>	Weathered Palm	New Palm
Fanned Field Shingle	TF-HD-02-301-FS	TF-HD-02-302-FS
Folded Field Shingle	TF-HD-03-301-FS	TF-HD-03-302-FS
Hip/Ridge Shingle	TF-HD-01-301-HR	TF-HD-01-302-HR
Extended Eave Shingle	TF-HD-05-301-EE	TF-HD-05-302-EE
Zip Channel	RF-AL-901-120	RF-AL-901-120

Specifications

Part	Size	Weight	Exposure	Coverage	Material
Field Shingle	32" x 27" x 0.030" (813mm x 686mm x 0.8mm)	1lb (0.45kg)	9" (229mm)	1.88 Sq.ft (0.174 m ²) (5.72 pcs per m ²)	HDPE
Hip/ Ridge Shingle	27" x 27" x 0.030" (686mm x 686mm x 0.8mm)	0.7lb (0.32kg)	6" (150mm)	.5 LF (762mm)	HDPE
Extended Eave Shingle	32" x 32" x 0.030" (813mm x 813mm x 0.762mm)	1.2lb (0.54kg)	N/A	2.5 LF (762mm)	HDPE
Zip Channel	10' x 0.71" (3048mm x 18mm)	.73lb (.363kg)	N/A	10 linear ft (3.05) linear m	5052 Aluminum



ENDUREED®

PERFORMANCE

Shipping

Part (All colors, and styles)	Box	Bulk Stack
Field Shingle	Box <u>Quantity:</u> 70pcs <u>Size:</u> 37"x 28"x 11" (940mm x 711mm x 280mm) <u>Weight:</u> 70 lbs (32kg) Pallet <u>Quantity:</u> 840pcs(12 boxes) <u>Size:</u> 40"x 48"x 89" (1016mm x 1219mm x 2260mm) <u>Weight:</u> 890 lbs (404kg)	Pallet Full pallets only <u>Quantity:</u> 1600 pcs <u>Size:</u> 40" x 48" x 80" (1016mm x 1219mm x 2032mm) <u>Weight:</u> 1650 lbs (295 kg)
Hip/ Ridge Shingle	Box <u>Quantity:</u> 100pcs <u>Size:</u> 37"x 28"x 11" (940mm x 711mm x 280mm) <u>Weight:</u> 70 lbs (32kg) Pallet <u>Quantity:</u> 1200pcs(12 boxes) <u>Size:</u> 40"x 48"x 89" (1016mm x 1219mm x 2260mm) <u>Weight:</u> 890 lbs (404kg)	Pallet Full pallets only <u>Quantity:</u> 2000 pcs <u>Size:</u> 40" x 48" x 80" (1016mm x 1219mm x 2032mm) <u>Weight:</u> 1450 lbs (658 kg)
Extended Eave	Box <u>Quantity:</u> 70pcs <u>Size:</u> 37"x 37"x 11" (940mm x 940mm x 280mm) <u>Weight:</u> 85 lbs (38kg) Pallet <u>Quantity:</u> 630pcs(9 boxes) <u>Size:</u> 40"x 48"x 89" (1016mm x 1219mm x 2260mm) <u>Weight:</u> 815 lbs (370kg)	Pallet Full pallets only <u>Quantity:</u> 1200 pcs <u>Size:</u> 40" x 48" x 80" (1016mm x 1219mm x 2032mm) <u>Weight:</u> 1500 lbs (681 kg)
Zip Channel	Bundle <u>Quantity:</u> 30 pcs per bundle <u>Size:</u> 10' x 3"x 3" (3048mm x 76mm x 76mm) <u>Weight:</u> 22 lbs (10kg)	N/A



Testing & Approval

- Florida Product Approval FL-21047

Test Standard	Result
(Fire) ASTM E-108	Class A
(Fire) ASTM E-84	Flame Spread 15
(Fire) ASTM E-84	Ceiling SDI 300
(Fire) UL 723	Flame Spread 15
(Fire) UL 723	Ceiling SDI 300
(Wind) ASTM D-3161	Class F
(Wind) TAS 107-95	110 MPH (Maximum test speed)
(Wind + Rain) TAS 100-95	Pass
(Uplift) UL 1897	Design Pressure 97.5 PSF
(Pull out) ASTM 3462	97 LBS.
(Physical properties) ASTM D 882	2630 PSI
(Physical properties) ASTM D 882	139%
UNE-EN 13501-1:2007+A1:2010(spain)	Broof(t1)
(Fire)As/Nzs 1530.3:1999(Australia)	Ignitability Index: 12 (0-12)
(Fire)As/Nzs 1530.3:1999(Australia)	Spread of Flame Index: 3 (0-10)
(Fire)As/Nzs 1530.3:1999(Australia)	Heat Evolved Index: 2 (0-10)
(Fire)As/Nzs 1530.3:1999(Australia)	Smoke Developed Index: 3 (0-10)
(Solar Reflectance) ASTM E-1980	New Palm- 0.25 Weathered Palm- 0.15
(Thermal Emittance) ASTM E-1980	New Palm- 0.88 Weathered Palm- 0.90
(SRI [medium wind]) ASTM E-1980	New Palm- 25 Weathered Palm- 13



Storage

Store Performance Palm shingles and zip channel in a dry, well-ventilated, weather tight, location. Do not expose boxes to excessive moisture. Overstacking boxes or excessive moisture may cause boxes to collapse. Do not remove wrapping from bulk stack pallet until final placement at installation location.

Maintenance

Performance Palm was designed so that no maintenance is required to ensure the best performance. However, it is recommended to do an annual inspection and brush off any loose debris to keep your roof looking its best.

Warranty

Performance Palm has a 20-year limited warranty that covers faults in materials and workmanship according to warranty terms.

Application

Performance Palm is a universal system that can be installed on new construction or retrofit to existing structures. The versatile design allows it to be applied to a number of roofing substrates including the following: Horizontal batten, Vertical batten, Plywood deck, Concrete, and Metal. Performance Palm is suitable for use on any sloped roof with a pitch of 4:12 (18°) or greater. The total thickness of the roof system when installed is 1-1/2" (38.1mm).



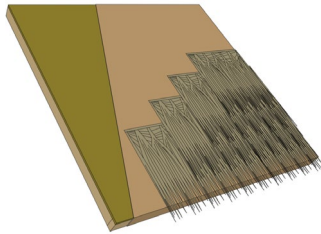
Horizontal Batten

Performance Palm installed over horizontal battens (9"/203mm O.C.) functions as both the waterproofing and interior ceiling finish. Recommended fastener (6 per shingle) 11 gauge 1.25" ring shank roofing nails / 1.25" # truss head screw



ENDUREED[®]

PERFORMANCE




Plywood Deck

Performance Palm installed over min. 15/32" plywood deck, granulated underlayment soprema elastophene stick HR FR+ GR)

Recommended fastener (6 per shingle) 11 gauge 1.25" ring shank roofing nail / 1.25" #8 truss head screws.

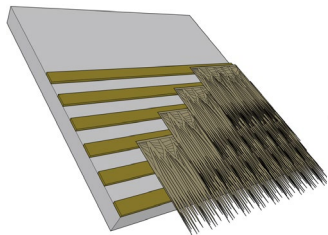
***this configuration complies with the Florida Product Approval FL-21047-R2**



Metal

Performance Palm installed over metal deck, PT pine 1"x 4" battens (8"/203mm O.C.)

Recommended fastener (6 per shingle) 11 gauge 1" ring shank roofing nail / 1.25" #8 truss head screws.



Concrete

Performance Palm installed over concrete deck, PT pine 1"x 4" battens (8"/203mm O.C.) Recommended fastener (6 per shingle) (11 gauge 1" ring shank roofing nails / 1.25" #8 truss head screws.

Endureed Performance thatch manufactured by:
Global Innovation LLC



313 SW Windswept Glen
Lake City, Florida 32024

1-877-784-2824
endureed.com